



Made in Germany



WT 150 *e.tronic*

Product Information

Courtesy of Crane.Market

Radius [m]		25.0	30.0	32.5	35.0	37.5	40.0	42.5	45.0	47.5	50.0	52.5	55.0	57.5	60.0
Jib length [m]	60.0 2.5 - 24.4	5.9	4.8	4.3	4.0	3.7	3.4	3.1	2.9	2.7	2.6	2.4	2.3	2.1	2.0
	57.5 2.5 - 25.5	6.0	5.0	4.6	4.2	3.9	3.6	3.3	3.1	2.9	2.7	2.5	2.4	2.3	
	55.0 2.5 - 26.5	6.0	5.2	4.8	4.4	4.0	3.7	3.5	3.2	3.0	2.8	2.7	2.5		
	52.5 2.5 - 27.2	6.0	5.4	4.9	4.5	4.1	3.8	3.6	3.3	3.1	2.9	2.8			
	50.0 2.5 - 27.8	6.0	5.5	5.0	4.6	4.2	3.9	3.7	3.4	3.2	3.0				
	47.5 2.5 - 28.5	6.0	5.7	5.2	4.7	4.4	4.1	3.8	3.5	3.3					
	45.0 2.5 - 29.0	6.0	5.8	5.3	4.8	4.5	4.1	3.9	3.6						
	42.5 2.5 - 29.6	6.0	5.9	5.4	5.0	4.6	4.2	4.0							
	40.0 2.5 - 29.9	6.0	6.0	5.5	5.0	4.6	4.3								
	37.5 2.5 - 30.3	6.0	6.0	5.5	5.0	4.7									
	35.0 2.5 - 30.4	6.0	6.0	5.6	5.1										
	32.5 2.5 - 30.5	6.0	6.0	5.6											
	30.0 2.5 - 30.0	6.0	6.0												
	25.0 2.5 - 25.0	6.0													



6.0

Load capacity [t]

The loads relate to 40m hook travel. For longer hook travel distances, the loads are reduced by the additional weight of the hoist rope (with 2 fall rope = 2.6kg/m hook travel).

Arrangement of concrete counterweights with hoist gear HU 37-30

60.0m Jib 9 x 2.7t	57.5m Jib 9 x 2.7t	55.0m Jib 8 x 2.7 t	52.5m Jib 7 x 2.7 t	50.0m Jib 7 x 2.7 t
to the tower → 26.3t	to the tower → 26.3t	to the tower → 23.6 t	to the tower → 20.9 t	to the tower → 20.9 t
Total weight				
47.5m Jib 7 x 2.7 t	45.0m Jib 6 x 2.7 t	42.5m Jib 6 x 2.7 t	40.0m Jib 5 x 2.7 t	37.5m Jib 6 x 2.7 t
to the tower → 20.9 t	to the tower → 18.2 t	to the tower → 18.2 t	to the tower → 15.5 t	to the tower → 18.2 t
Total weight				
35.0m Jib 4 x 2.7 t	32.5m Jib 4 x 2.7 t	30.0m Jib 3 x 2.7 t	25.0m Jib 2 x 2.7 t	
to the tower → 12.8 t	to the tower → 12.8 t	to the tower → 10.1 t	to the tower → 7.4 t	
Total weight				

No concrete counterweights are to be fitted in the positions with a white background.

The WT 150 e.tronic tower crane. Flat top. Universal. And highly gifted.

Transport.

Here is something to load.

Two units on two trucks - you don't need more to convey this flexible fellow from A to B. The two units can also be loaded in two 45' high cube containers and even small parts are allocated a set place where, for the most part, they are automatically secured. Thus the compact design of the WT 150 e.tronic ensures space-saving storage and also enables loading in just one lift per unit.

Assembly.

Gratifyingly well prepared.

We prepare your WT 150 e.tronic for you. Then you can get off to a quick and easy start. That's why you can expect a crane with jib stays already pre-assembled and positioned or with connections that are accessible without additional erection platforms. And, of course, the assembly weights can very easily be adapted to the capacity of the assembly crane. Once it has been assembled, the current configuration is simply stored in the e.tronic control. And to program the maximum load limit switch, you need only one known test weight.

Maintenance.

Comfort at the highest level.

With its tried and tested high volume components, the WT 150 e.tronic ensures reliability. And the sophisticated error diagnostics system not only displays any faults and malfunctions on the touch screen panel, but also allows operating and error data to be retrieved on any PC with a modem and the corresponding software. When the reservoir of the e.tronic-controlled central lubrication system is empty, an SMS is automatically sent to a pre-selected service number.

Control.

Intelligence made simple.

The WT 150 e.tronic is equipped with the e.tronic programmable logic control system, featuring 230 V powerful relay switches which are rated category AC 4 – so operational wear and tear is not an issue here. The safety-related measuring systems are fitted in duplicate and thus ensure that DIN EN 954/3 is complied with. And what's more, since the frequency converter controlled absolute encoders are identical for all drives, they are completely interchangeable.

The spacious, side-mounted operator cab ensures the crane operator is comfortable and has clear visibility. It also features a touch screen panel which provides him with all the important data he requires - in the language of his choice, of course.

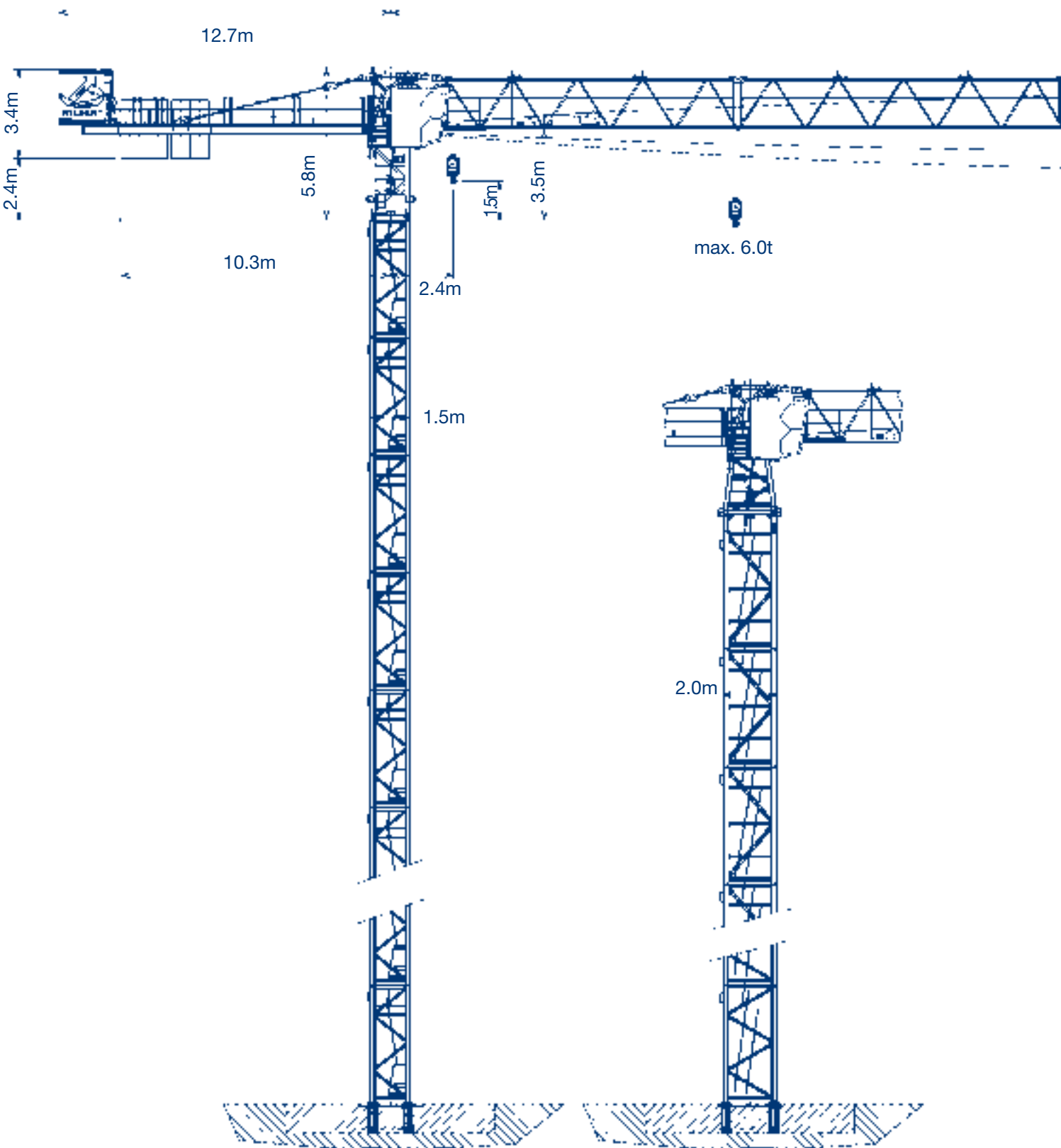
Modular system.

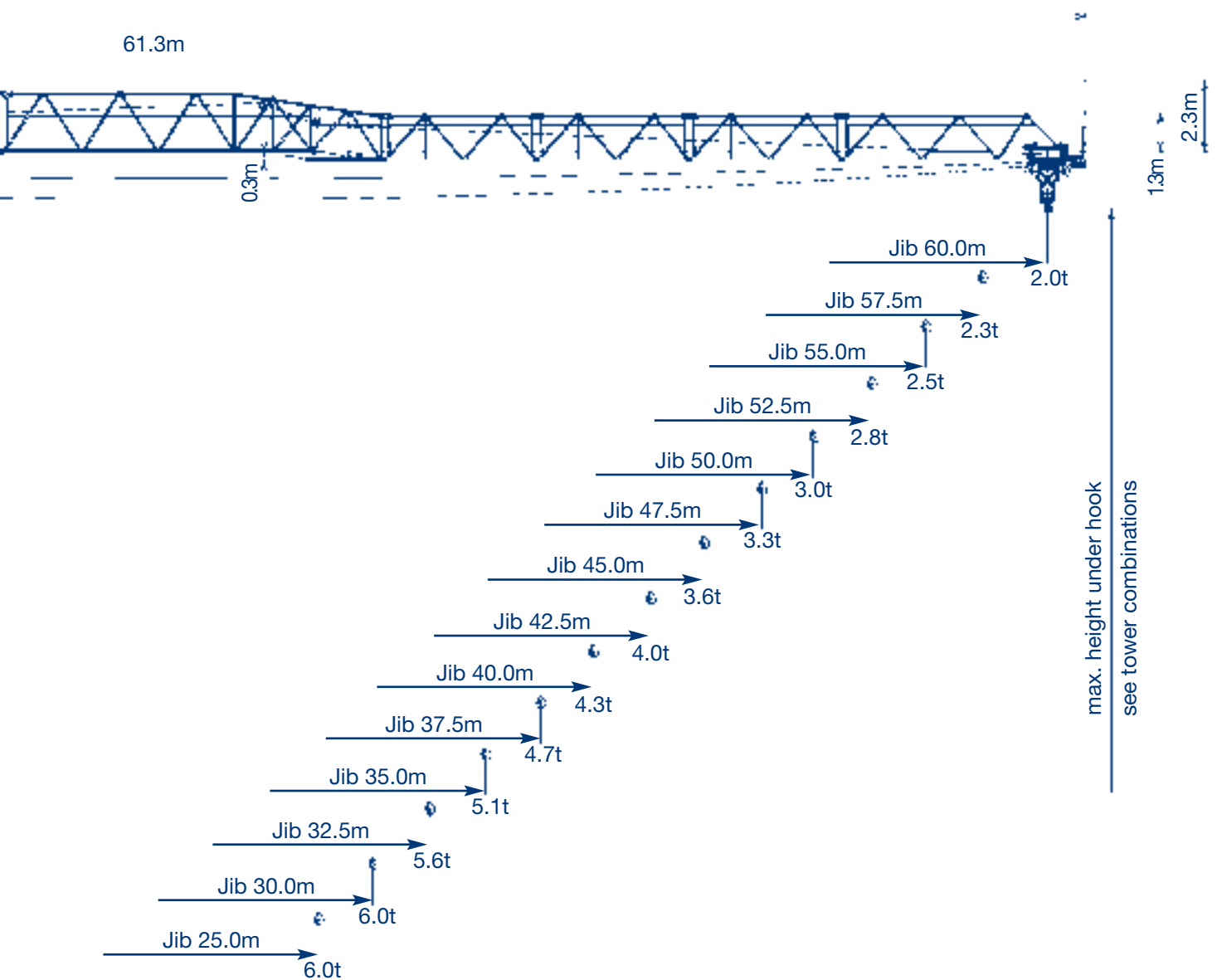
Take your pick.

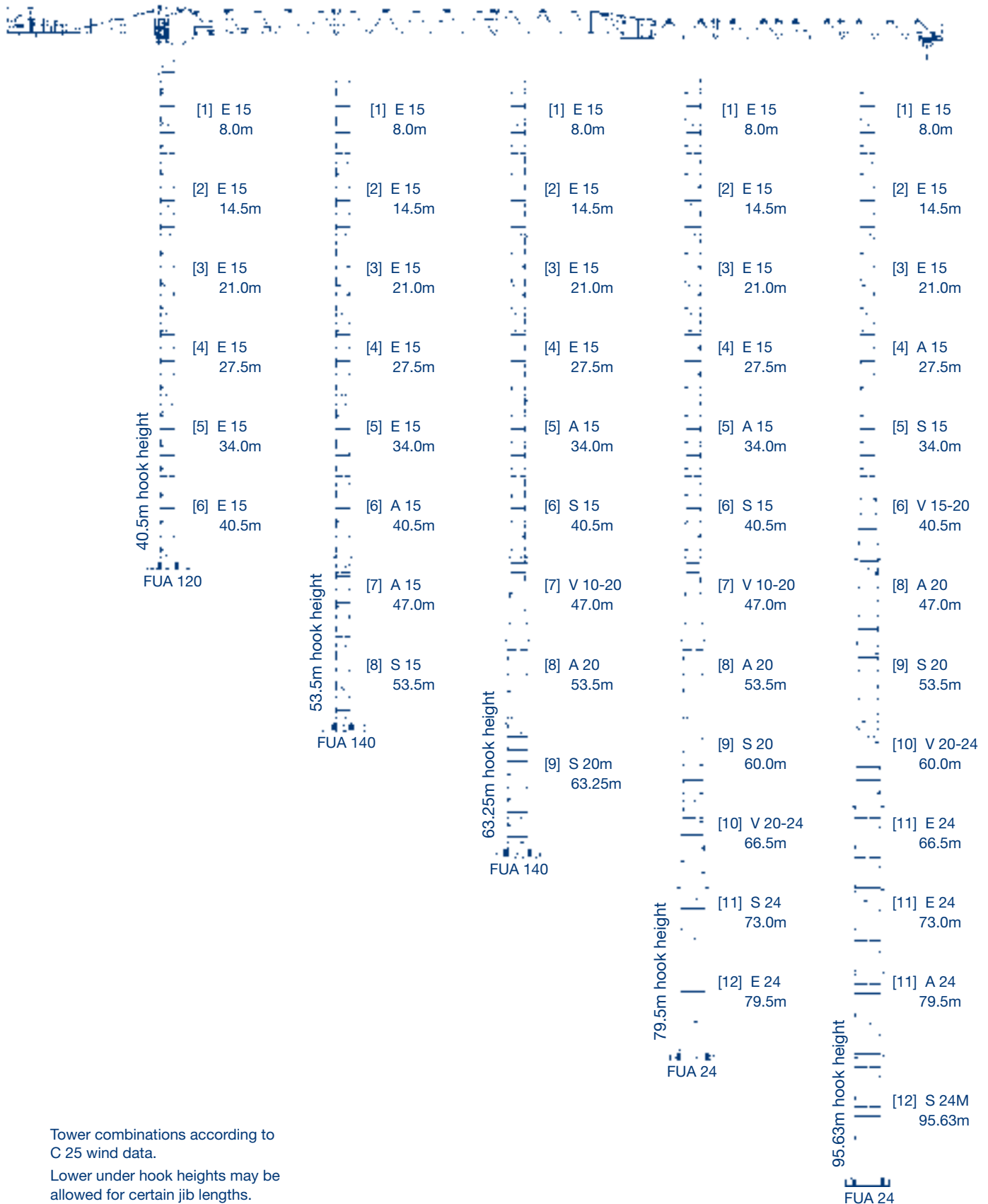
From 25m to 60m – just adapt the length of the jib as required, with five different jib pieces in two and a half metre lengths. The slewing unit can be assembled on the 1.5m or optional 2m wide tower elements, which have a standard length of 6.5m and feature external and internal climbing frames. Additional tower elements in intermediate lengths, as well as base elements such as foundation anchors, expandable cross frames and assembly optimised cross frame elements – with pressure plates that can be replaced by rail-going undercarriages - are also available for flexible use. And as far as advertising is concerned, the two illuminated display boards can be changed quickly and easily – simply remove the diffusing panel and change the logo.

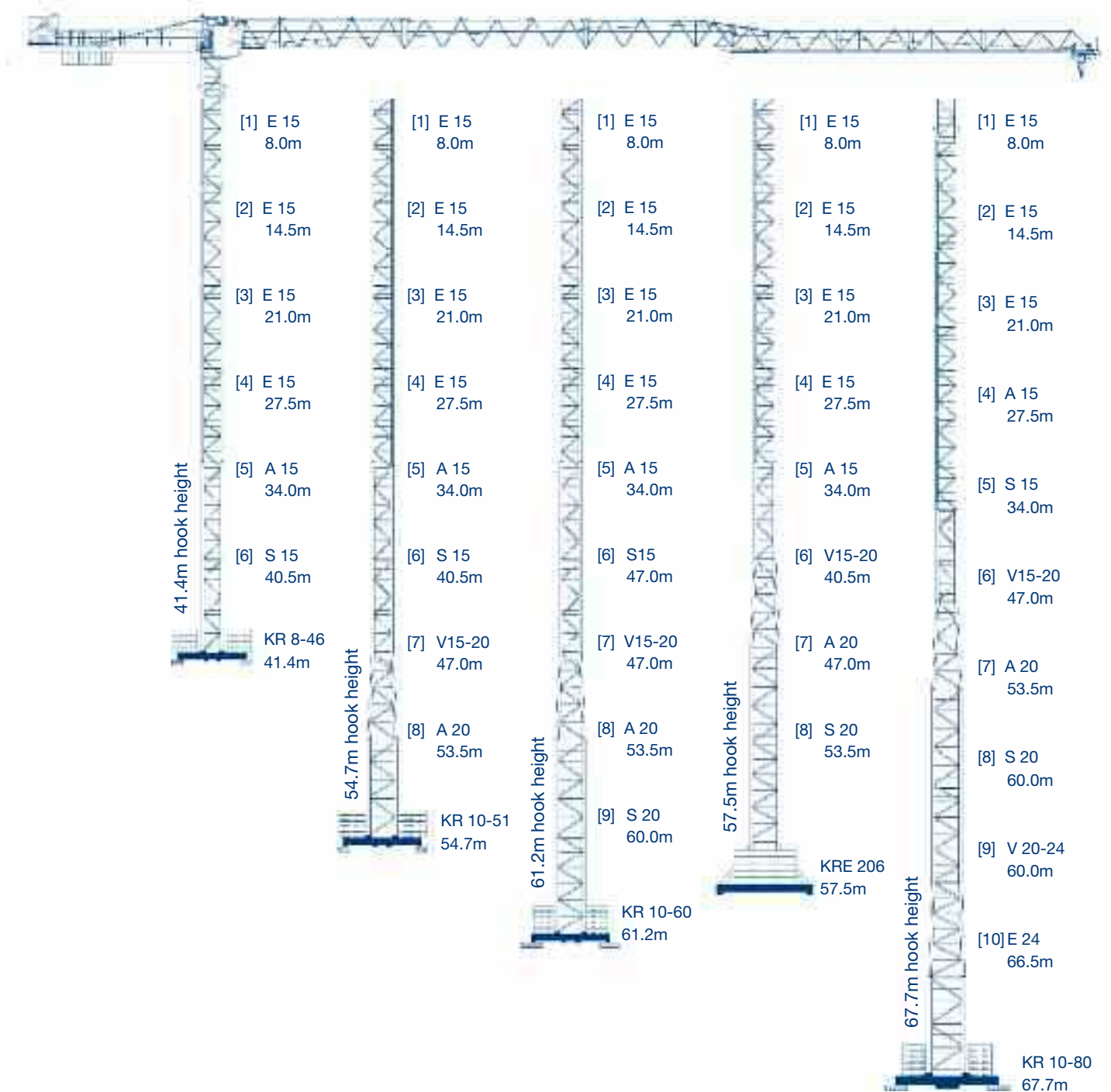
The real size of the WT 150 e.tronic is demonstrated by its maximum freestanding tower height of 95.63m, realised with standard tower elements. Higher free-standing under hook heights are possible with special tower elements. Just ask!

WILBERT Tower Cranes
Layout drawing



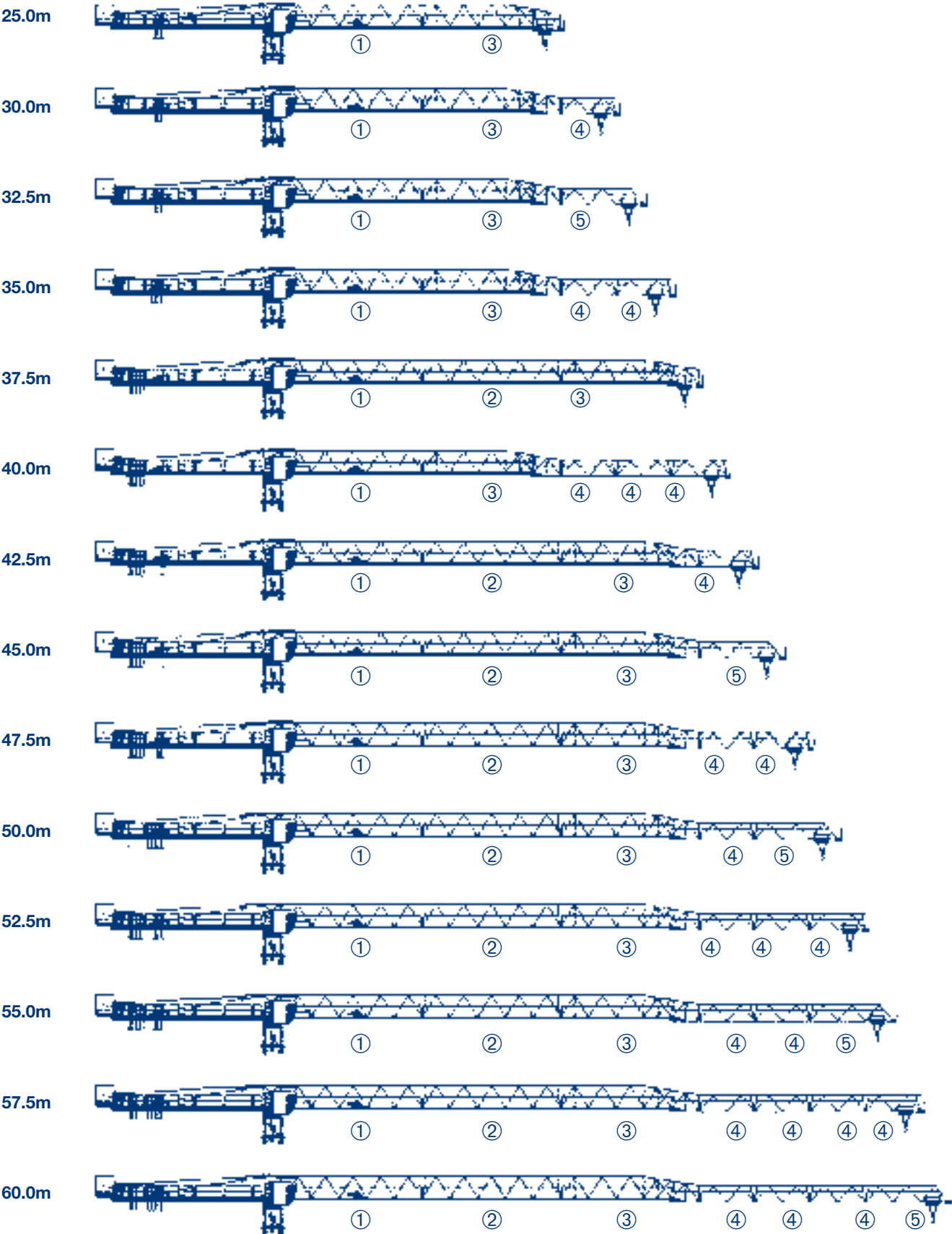



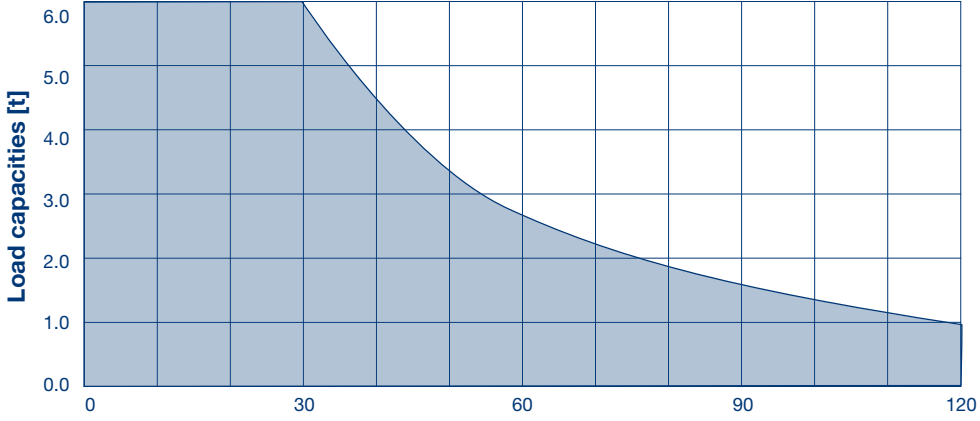

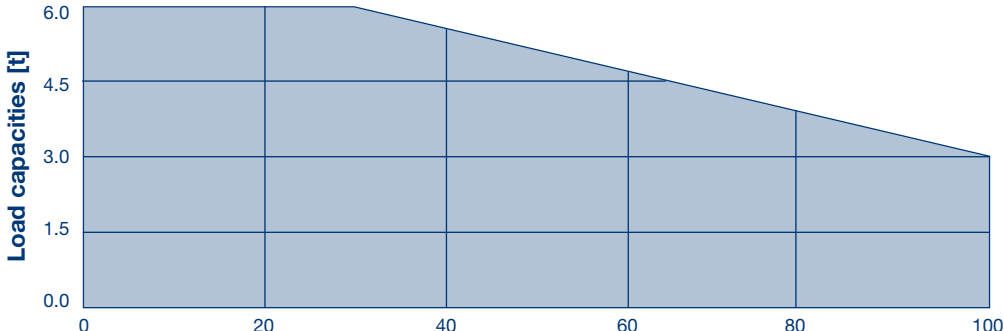






Tower combinations according to
C 25 wind data.

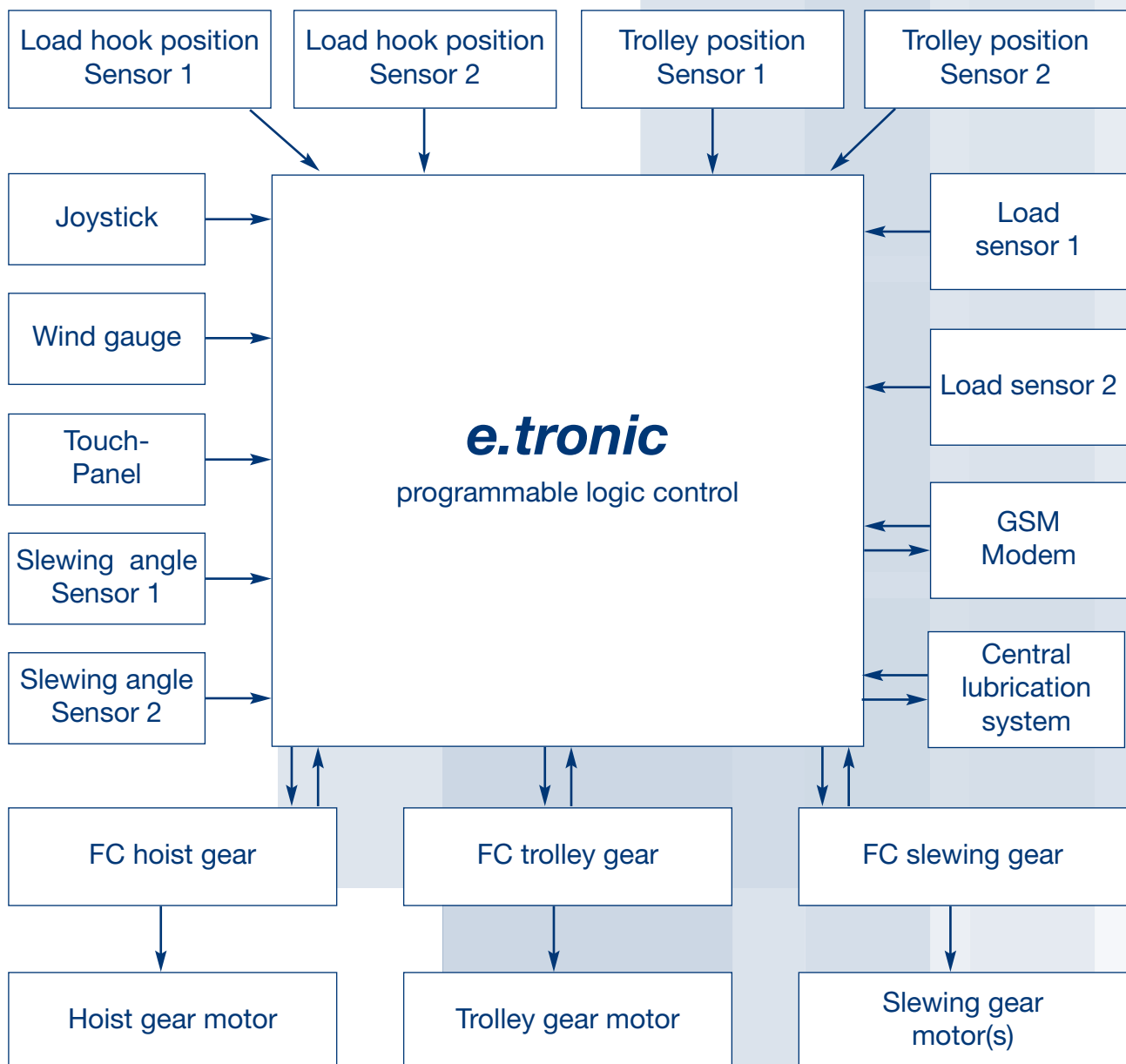
Lower under hook heights may be
allowed for certain jib lengths.





















Drive [Type]	Operating speeds Load capacity	Hook travel max. [m]	Power rating [kW]
HFU 37-30	Hoisting	160	37
	<p>Continuous acceleration</p>  <p>Load capacities [t]</p> <p>Operating speeds [m/min]* (*referring to the 3rd layer on the hoist rope drum)</p>		
TW	Moving trolley		7.5
	<p>Continuous acceleration</p>  <p>Load capacities [t]</p> <p>Operating speeds [m/min]</p>		
DW	Slewing		2 x 5.5
	<p>Continuous acceleration</p>  <p>Operating speeds [m/min-1]</p>		
Total connected load			



50.0 kVA

Total connected load at utilisation factor 0.8



Pos.	Qty.	Description	Package (not to scale)	Length [m]	Width [m]	Height [m]	Weight [kg]	Volume [m³]
1	1	Tower head section compl. with various stay rods		5.67	2.29	1.70	5,980	22.07
2	1	Cab with cab platform		3.28	1.90	2.45	1,360	15.27
3	1	Counter jib with various stay rods		11.14	2.31	1.04	4,200	26.76
4	1	Machine platform HFU 37-30 with hoist rope		2.35	2.29	2.13	3,110	11.46
5	2	Stay rod 1		1.70	0.09	0.26	95	0.04
6	2	Stay rod 2		6.12	0.10	0.26	225	0.16
7	0-2 *	Jib section 1 with trolley gear		12.75	1.19	2.31	3,650	35.05
8	0-1 *	Jib section 2		12.79	1.13	2.29	2,200	33.10
9	1	Jib section 3		12.76	1.13	2.32	2,000	33.45
10	0-4 *	Jib section 4		5.21	0.76	1.59	520	6.30
11	0-1 *	Jib section 5		7.62	0.76	1.58	510	9.15
12	1	Stay lug (jib)		1.12	0.09	0.28	150	0.03
13	1	Rope swivel crossbeam		0.57	0.76	0.43	50	0.19
14	1	Trolley		1.58	1.31	1.20	310	2.48
15	1	Load hook		0.45	0.27	1.11	400	0.13
16	1	Railings (loose parts)		2.60	0.81	1.10	259	2.32
17	1	Concrete counterweight (under machine platform)		1.22	1.89	0.11	2,000	0.25
18	2-9 *	Concrete counterweight		0.36	1.41	2.26	2,700	1.15

Transport units

Pos.	Description	Package (not to scale)	Weight [kg]	Volume [m³]
A	Transport unit 1 Counter jib with counterweight 2.0t and machine platform, tower head section, cab with cab platform, trolley with load hook, various stays		17,900	69.00
B	Transport unit 2 60m jib (jib 1 with jib 4, jib 2 with 2x jib 4, jib 3 with jib 5), rope swivel crossbeam, railings, minor items		10,100	74.18

WILBERT Turmkrane GmbH

Lohrgraben 2
55444 Waldlaubersheim
Germany
Phone: +49 (0)6707 6668-0
Fax: +49 (0)6707 6668-1490
Web: www.wilbert.de
Email: info@wilbert.de

presented by: