


M1000 SERIES

Lifting Capacity: 1,000 lbs.
Boom Length: 5 ft.

Featuring a **unique**, lightweight and low profile design, for mounting on top of utility bed boxes or for other low profile applications (custom pedestal heights also available - see "Options" list on reverse side).

Very **compact**, weighing only 117 lbs. installed. Features a Gas Spring lift assisted boom.

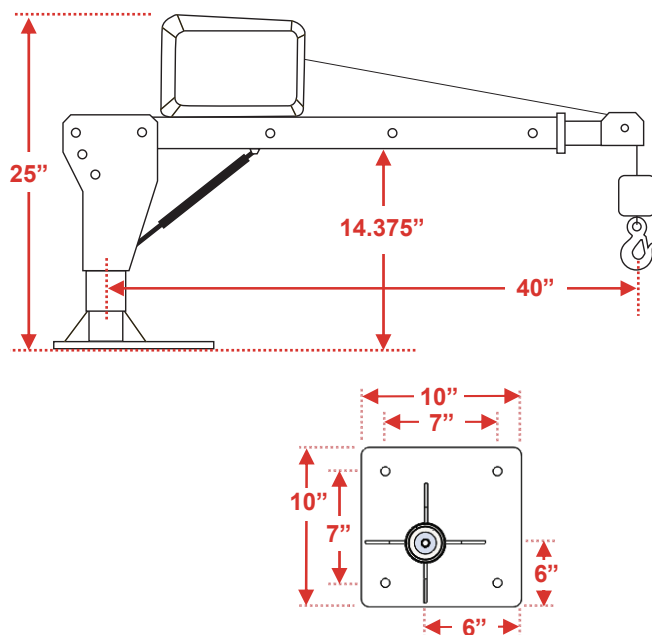
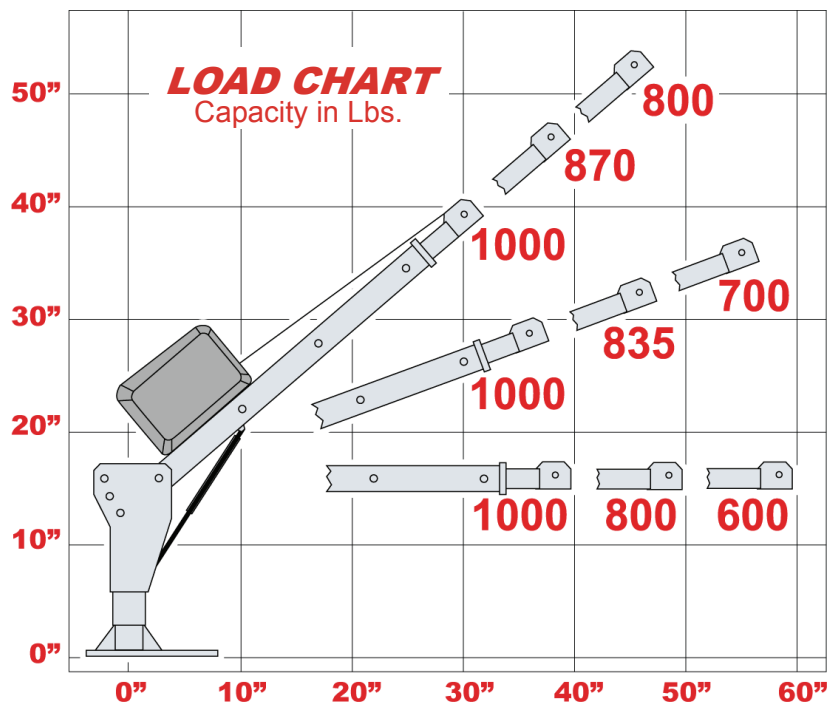
A **versatile** design with 12V-DC, 120V-AC or Manual Hand Crank operated models.



- ▶ 1000 lbs. Max. Lifting Capacity
- ▶ Gas Spring Lift Assisted Boom
- ▶ Three Boom Elevation Angles: 0°, 20°, 40° raised manually with Gas Spring Lift Assist
- ▶ Three Position Telescoping Boom: 40", 50" & 60" extended manually
- ▶ 360° Manual Rotation on a Sealed Thrust Bearing
- ▶ Rotation Hand Brake
- ▶ Three models powered by either a 12V-DC, 120V-AC or Manual Hand Crank Winch
- ▶ 10' Remote Pendant Control
- ▶ 20' x 3/16" Lifting Cable w/Hook
- ▶ Detachable Power Cable
- ▶ Durable White Powder Coat Finish
- ▶ 1-Year Warranty (excluding lifting cable)

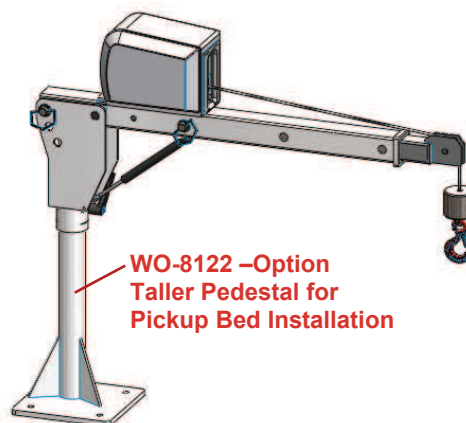
Optional mast heights, mounting bases, and custom configurations also available.

R217



OPTIONS

Part #	Description
WA-26	Boom Rest
WO-22	50' x 3/16" Lifting Cable (upgrade from 20')
WO-34	Fold-Down Adjustable Outrigger
WO-39	Wireless Remote Control
WO-8122	Taller Pedestal for Pickup Box Installation
WO-8126	Custom Pedestal Height, Specify Height



STANDARD FEATURES

MODEL:	M1000-DC	M1000-AC	M1000-MN
Lifting Capacity (maximum)	1000 lbs.	1000 lbs.	1000 lbs.
Lifting Height Max. Std. (base to hook)	47"	47"	47"
Storage Height Folded (from base)	25"	25"	25"
Boom Maximum Reach	60"	60"	60"
Boom Angles	0°, 20°, 40°	0°, 20°, 40°	0°, 20°, 40°
Rotation (continuous) with Brake	360° Manual	360° Manual	360° Manual
Lifting Cable	20' x 3/16"	20' x 3/16"	20' x 3/16"
Line Speed (feet/min) No Load / Load	16 / 6	17 / 8	Manual Crank
Power Requirements	12 VDC 70 amps	120 VAC 6 amps	Manual
Controls	10' Remote (Detachable)	10' Remote	N/A
Mounting Base	10" x 10"	10" x 10"	10" x 10"
Mounting Bolt Hole Pattern	7" x 7"	7" x 7"	7" x 7"
Finish	White Powder-Coat	White Powder-Coat	White Powder-Coat
Weight of Crane / Shipping Weight (Lbs)	117 / 155	117 / 155	106 / 139
Warranty (excluding lifting cable)	1-Year	1-Year	1-Year

We reserve the right under the Product Improvement Policy to change specifications without notice or reference to specification used herein.

R217

WESTERN MULE CRANES 1510 Merced St. Fresno, CA USA
Ph: (800)288-6853, (559)266-6977 ♦ Fax: (559)266-7437 ♦ www.westernmule.com



Courtesy of Crane.Market