

Diesel operated Arm Lift Mobile Crane Max. Capacity **Kg. 5.000**



Valla

OUT REACH (mm)	CAPACITY (kg)
2.000	2.700
3.000	1.600
5.000	800

TECHNICAL DATA

CRANE FRAME: Five-wheel frame fabricated from preformed and welded steel plate with built-in counterweight.

TRACTION: 3 cylinders, water cooled diesel engine Kubota D1105T – 23,5 kW

TRANSMISSION: automatic (hydrostatic) – max. speed 8 k/h with final reduction gear in oil bath.

BRAKES: hydaraulically controlled foot operating brake. Lever mechanically controlled parking brake.

DRIVE: by 180° steering helm. Complete with safety device on backward.

WHEELS: Nr. 1 rear pneumatic 250/60 R12 Nr. 4 front superelastic 16 x 7 R8"

BOOM: boom fabricated from preformed and welded quality steel plate. Nr.4 telescoping sections: 1 fixed; 2 hydraulically telescoping and 1 manually telescoping. Fitted with nylon wear pads adjustable wear pads on the sides.

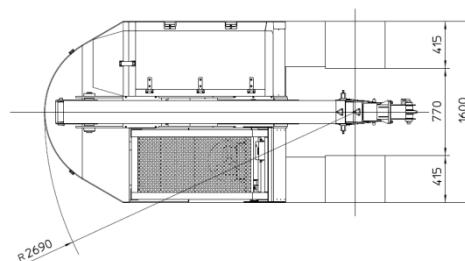
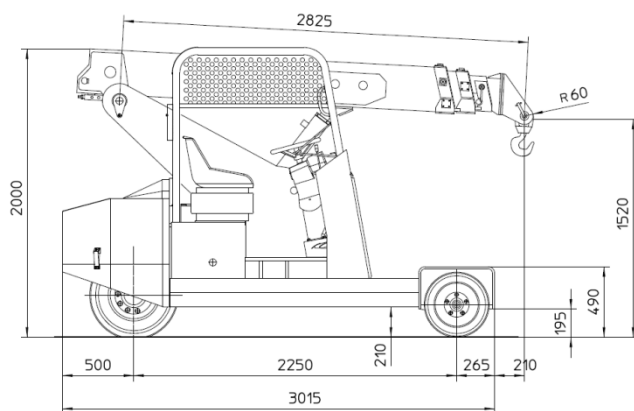
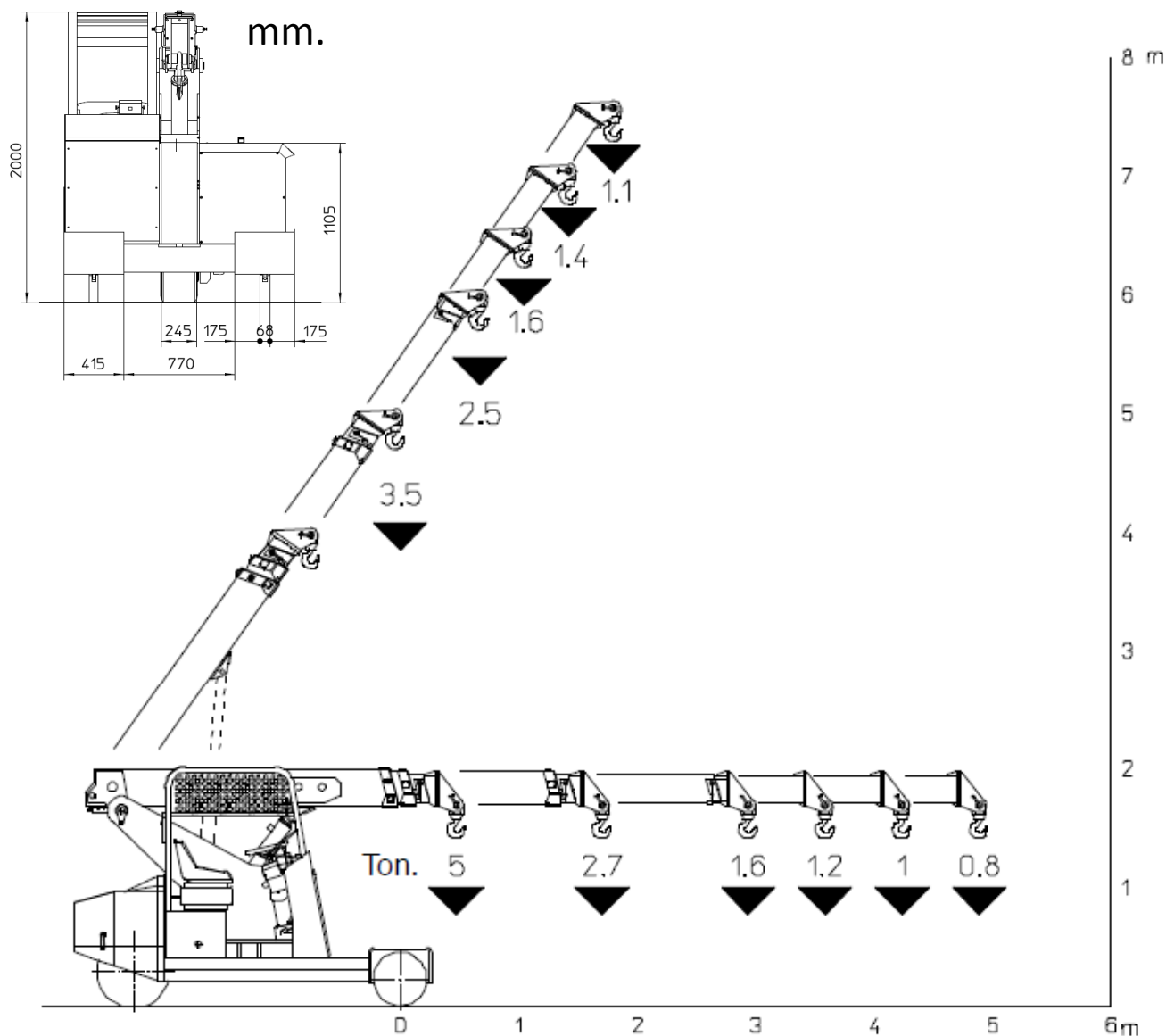
HYDRAULIC SYSTEM: in own enclosed circuit powered by a gear pump throughtwo control valves, lever operated, 1 for boom raise an lower, 1 for boom extension and retraction. Fitted with safety valves and filters. Maximum hydraulic pressure 210 Bar.

LMI: Electronic Load Moment Indicator. Display showing lifted load, max allowed load, tilting percentage, operating radius, angle, telescope and light indicators on the operative mode.

TOTAL WEIGHT: approx. kg. 5.500 **MAX. CAPACITY:** kg. 5.000

Options on request: hydraulic winch; chain hoists; carry-deck; manual and hydraulic jibs; cable remote control; radio remote control; working light; fire extinguisher; fully hydraulic boom.





mm.