




UTEM SKYTEL UTLI35B



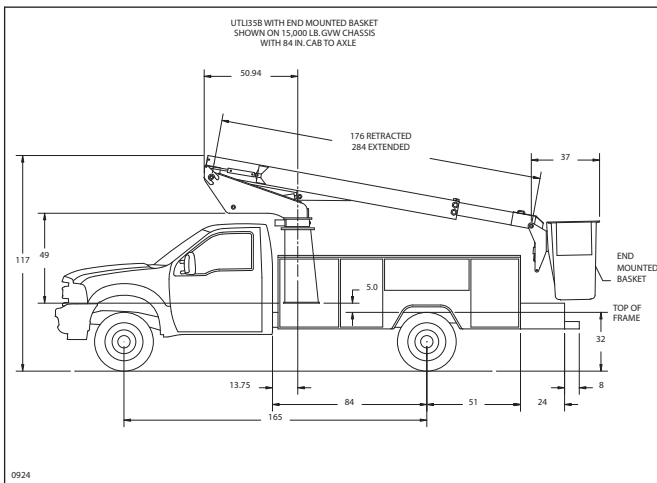
-  Exclusive 540 degree boom rotation with hourglass worm gear drive
Provides smooth and self locking rotation with a mechanical stop
-  Individual lever full pressure upper controls
Full pressure single stick upper controls is optional
-  Outer boom is high strength steel, with fiberglass inner boom
Non-lube bearings provided at pivot points
-  Non-tracking 30 in. insulation gap
Insulation gap increases to 42 inches as boom is extended

Strength, innovation and service from UTEM



Utility Truck Equipment MFG, L.L.C.
P.O. Box 9
Hewitt, Texas 76643
Phone: 254-857-8204 Fax: 254-857-9253
www.UTEMBuckets.com

UTEM SKYTEL UTLI35B



Dimensional Outline

Dimensional Specifications

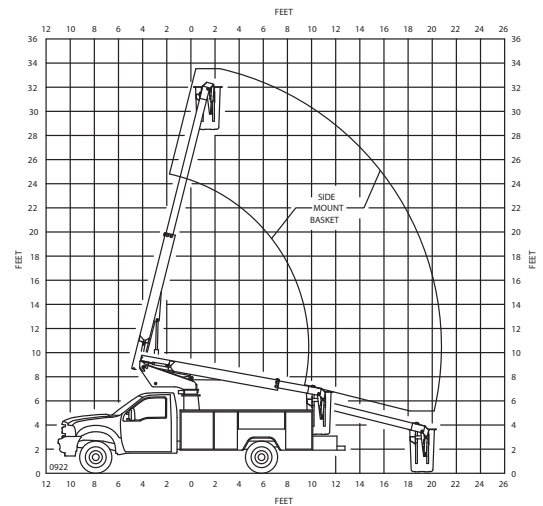
	UTLI35B
Horizontal side reach - side mount	20 ft 9 in (6.32m)
Horizontal side reach - end mount	22 ft 9 in (6.93m)
Height to bottom of basket*	29 ft (8.83m)
Working height*	34 ft (10.36m)
Stowed height*	10 ft 1 in (3.07m)
Outer boom articulation in degrees	-14° to 76°
Standard basket capacity	300 lbs (136kg)
Maximum basket capacity	400 lbs (181kg)
UTLI non-tracking insulation gap is 30 in (0.76m)	
Tested and rated for Category C 46kV and below per ANSI A92.2-2001	
Meets or exceeds ANSI A92.2-2001 and OSHA requirements	
* Based on 36 in (0.91m) chassis frame height	

Mechanical Specifications

540° Boom rotation with mechanical stop
 Rotation drive is hourglass worm gear acting on a shear ball bearing
 Hydraulic bucket leveling
 All hoses and controls cables are enclosed within the outer boom
 Boom elevation and extension by hydraulic cylinders
 Boom and extension cylinders have load holding valves
 Outer boom is high strength steel with infinitely adjustable wear pads
 Inner boom is filament wound oven cured epoxy resin fiberglass
 Pedestal is welded structure with reservoir mounted inside
 Standard color is UTEM white powder coat
 Body harness with adjustable length shock absorbing lanyard included

Chassis Requirements

	Minimum	Recommended
Vehicle GVWR	10100 lbs	11000 lbs
Front axle GAWR	4000 lbs	4200 lbs
Rear axle GAWR	7500 lbs	7500 lbs
Frame section modulus	5.42 in ³	5.42 in ³
RBM of frame	195000 in lbs	195000 in lbs
Approx. weight for stability	7800 lbs	7800 lbs



Operating Area Diagram

Controls

Individual Lever Full Pressure Controls are Standard
 Leveling controls provided at upper and lower controls
 "HM" hydraulic system is provided with UTLI35B
 Engine stop/start provided with "HM" hydraulics
 Emergency stop is provided at basket controls
 Lower control override selector included

Hydraulic Specifications

Operating pressure	2200 PSI (155kg/cm ²)
Reservoir capacity with sight gauge	10 Gallons (38l)
Suction strainer mounted in reservoir	100 Mesh
Return line filter with bypass	10 Micron

Optional Equipment

Single stick upper controls
 Baskets with steps or walk thru openings with doors
 End mount basket
 Manual basket rotator
 Hydraulic basket rotator
 Continuous rotation
 Hydraulic tool outlet at basket
 Manual two-speed throttle
 12VDC Powered Emergency Lowering
 Bridge mount pedestal and remote reservoir
 Outriggers for increased stability
 Outrigger/Boom interlock
 Torsion bars for increased stability



Utility Truck Equipment MFG, L.L.C.
 PO Box 9
 Hewitt, TX 76643

www.UTEMBuckets.com