



Construction

Tag Trailers



Construction

TAG TRAILERS

Courtesy of MachineMarket

Construction Tag Trailers...

A Higher Standard of Excellence

Options



Circuit Breaker

Each electrical function has its own circuit breaker, and each axle is fused separately (electric brake trailers only), for increased safety of operation, less maintenance, and easier troubleshooting.




Lockable Toolbox

The conveniently located toolbox is roomy enough to store chains and tools and, because it is lockable, it is secure enough for you to do so with confidence.



I-Beam Crossmembers

Crossmembers consist of 65,000-psi-yield 4" I-beams on 16" centers (12" centers for the TK50) for maximum strength and deck life. No C-channel is used.



One-Piece I-Beam

The continuous I-beam mainframe is stronger than designs with a C-channel or spliced components. The mainframe and crossmembers are painted with a two-component polyurethane primer and paint before decking is installed, protecting the entire trailer from the elements.



Oak Deck

Trail King tags are decked with 2" nominal oak decking, not pine, and double screwed to crossmembers to prevent cupping. As a result, your deck will stand up to years of rugged service.



Lightweight Ramps

Lift one and see for yourself... Trail King self-supporting 60" ramps are lightweight, but strong. Choose from wood-filled or ladder-type, manual or spring assist models.



Adjustable Pintle Hitch

To accommodate a wide variety of towing vehicles, Trail King tags come with an adjustable 4-bolt pintle hitch.



Bolt-on Safety Chains

Heavy-duty safety chains are bolted on, rather than welded, so that their strength and performance are not compromised in any way (shown here with optional grab hooks.)



Safety Headboard

The 4" safety headboard is reinforced on the front side to provide an extra dimension of safety and load-hauling security.



Heavy-Duty D-Rings

Trail King includes heavy-duty 6" drop forged D-rings as standard equipment... not optional, as is the case with many manufacturers... so your tag is ready to handle even your toughest hauling requirements.



Axles, Wheels, And Tires

Truck-type axles and wheels, oil seal hubs, and radial tires are standard equipment. So you not only get the right equipment for the job, you also get less down time, easier maintenance, and long service life.



60" Beavertail

Rather than the 36" or 48" beavertails found on other tags, Trail King's beavertail is a full 60", allowing for a lower load angle and increased loading ease and safety.



Protected Electrical System

Trail King tags feature rubber grommets wherever wiring runs through the frame (inset photo) and rubber-mounted, shock-proof, sealed lights for a longer, trouble-free, low-maintenance performance life.



Self-cleaning beavertail.



Gooseneck hitch with inverted mini-5th wheel.




Heavy-duty, wood-filled crawler ramps.



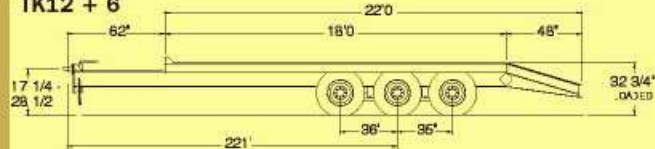
Traction aids on beavertail.

Models

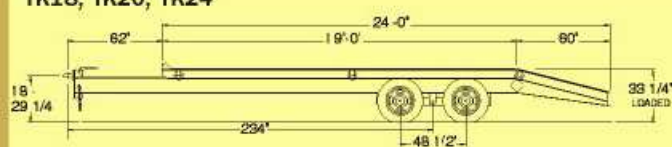
TK12



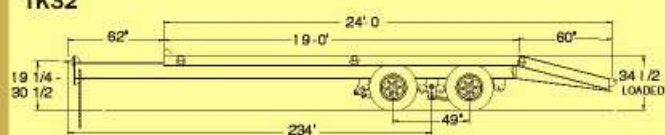
TK12 + 6



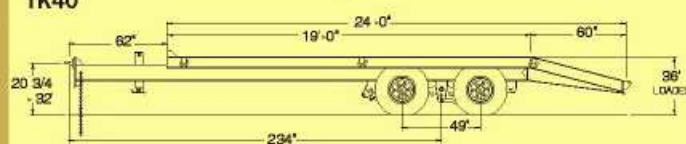
TK18, TK20, TK24



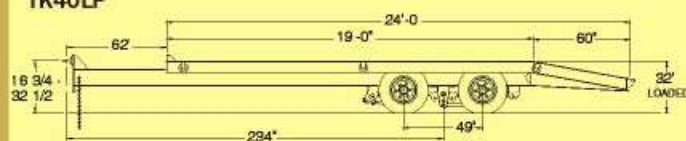
TK32



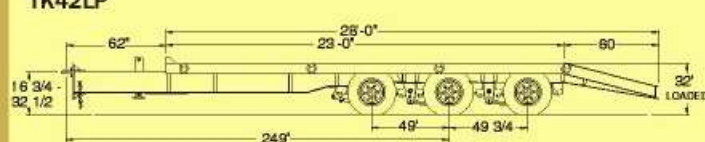
TK40



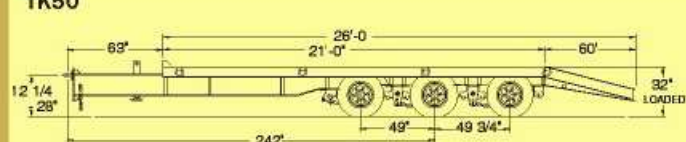
TK40LP



TK42LP



TK50



Construction Tag Trailers

STANDARD EQUIPMENT

	MODELS									
	TK12	TK12+6	TK18	TK20	TK24	TK32	TK40	TK40LP	TK42	TK50
Payload capacity	12,000	18,000	18,000	20,000	24,000	32,000	40,000	40,000	42,000	50,000
Electric brakes										
12 1/4" x 7 1/2" air brakes										
*Anti-lock brake system										
Single disc wheel (8-hole)										
Tandem dual disc wheels (8-hole)										
Disc wheels 8-hole pilot mount, dual rims										
235/85R x 16 radials										
215/75R x 17.5 16PR radial tires										
10R x 17.5 16PR radial tires										
1 1/2" oak decking (raised) (NET)										
4" I-beam crossmembers on 16" centers										
4" I-beam crossmembers on 12" centers										
6" forged D-rings (6 or 8 per trailer)	6 (recessed)	6 (recessed)	6	6	6	6	6	6	8	8
96" deck width										
102" deck width										
18' deck length (14' flatbed - 4' beavertail)										
20' deck length (16' flatbed - 4' beavertail)										
22' deck length (18' flatbed - 4' beavertail)										
24' deck length (19' flatbed - 5' beavertail)										
26' deck length (21' flatbed - 5' beavertail)										
28' deck length (23' flatbed - 5' beavertail)										
34 1/4" loaded deck height										
33 1/4" loaded deck height										
35" loaded deck height										
36 1/2" loaded deck height										
32" loaded deck height										
5' self-supporting loading ramps (19" wide)										
5,000-lb. jack w/ tool box										
12,000-lb. jack w/ tool box										
4-bolt pintle hitch, adjustable										
Safety chains (less hooks)										
Breakaway switch (less wet cell battery)										
Electrical system per DOT regulations										
Headboard										
Red & white conspicuity markings										
Color: Trail King maroon 2-part polyurethane										

Distributed by:

*To meet 1997 Federal requirements, Trail King offers two variations of the anti-lock braking system. The minimum 251M system is available, but Trail King recommends the 452M system.

All specifications are subject to change without notice. Trailers pictured in this brochure may feature optional equipment.



TRAIL KING Industries
Construction
TAG TRAILERS

A CARLISLE Company

P.O. Box 7064 ■ Mitchell, SD 57301 ■ 800-843-3324 U.S. & Canada ■ 605-996-6482 ■ Fax: 605-996-4727 ■ www.trailking.com

All rights reserved Trail King Industries, Inc. FORMTKTAG12/2002-10
Courtesy of Machine Market