

Specifications*



PERFORMANCE

Working height, max.	27,00 m
Horizontal outreach with 250 kg	14,70 m
Horizontal outreach with 80 kg	17,80 m
Basket capacity	250 kg
Movable jib	180°
Basket rotation	180°
Turret rotation	450°
To be jacked up on ground slope of	16,7°/30,0 %
Height and width track adjustment	22/19 cm
Gradeability, max.	16,7°/30,0 %
Slope angle	21,0°/38,0 %
Travel speed	4,0 km/h

MEASUREMENTS

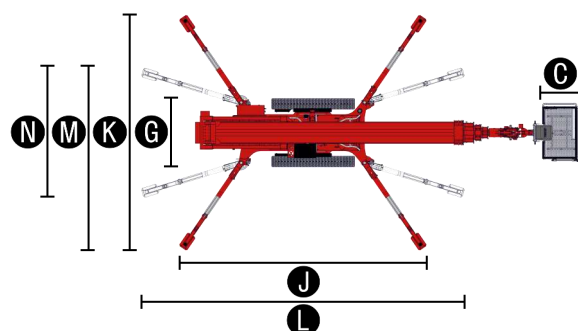
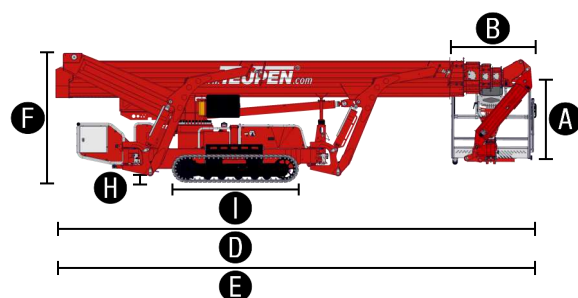
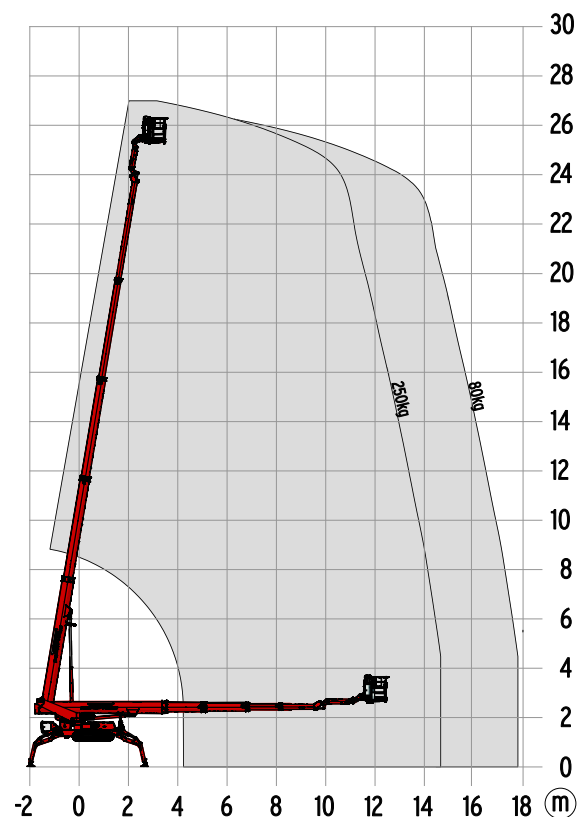
Platform height (A)	1,10 m
Platform length (B)	1,20 m
Platform width (C)	0,80 m
Length, overall (D)	7,03 m
Length without basket (E)	7,03 m
Height, travel position (F)	1,98 m
Width, minimal overall width (G)	1,58 m
Ground clearance, max. (H)	0,43 m
Track (L x W) (I)	1,92 m x 0,25 m
Length outrigger footprint standard (J)	5,45 m
Width outrigger footprint standard (K)	5,15 m
Length footprint one side narrow (L)	7,20 m
Width footprint one side narrow (M)	3,95 m
Width footprint both sides narrow (N)	2,75 m
Outrigger plate (L x W)	0,31 m x 0,22 m

WEIGHT

Total weight	3900 kg
Live load in travelling position	3,61 kN/m ²
Live load in working position	1,37 kN/m ²
Point load per outrigger plate, max.	29,00 kN*

POWER

Standard power sources	1) Electric: 230 V, 12,9 A, 2,2 kW 2) Diesel: Kubota D 1305 (18,0 kW/24,47 hp)
Fuel tank capacity Diesel engine	48,0 l



*preliminary

STANDARDS COMPLIANCE

2006/42/EC-Machinery directive
(Harmonised standard EN280:2013); 2004/108/EC (EMC);
2000/14/EC (Noise emission directive – outdoor)

Features*



CHASSIS

- Powerful track drive with hydraulic braking system
- Precise maneuvering over sensitive radio remote control
- White, non-marking rubber tracks with specially arranged profile providing optimum grip
- Hydraulically height- und width-adjustable track chassis

STABILISATION

- Fully-hydraulic, automatic levelling system with outrigger setup monitoring
- Variable outrigger system with one-side or both-sides narrow setup option

BOOM SYSTEM

- Special profiles made of high-strength steel
- All functions are available from one control panel
- Electric-proportional controls with intuitive operator guidance
- Robust, lockable control panel with integrated operation and display function
- Self-levelling platform with electro-hydraulic levelling system
- 180° basket rotation
- Boom rotation via high-performance slew ring, worm gear and hydraulic motor

POWER

- 230 V electric motor (EU)
- Kubota 1305 EJB Diesel engine (18,0 kW/24,47 hp)
- Start-Stop switch of combustion engine in the basket

PRODUCTIVITY, SAFETY, QUALITY

- Hydraulic emergency lowering via electric pump
- 230 V (EU) power outlet in the basket
- Modular basket with basket changing system, eyelets for safety belts and tool tray
- Cables and hoses are safely routed through the boom structure
- Biodegradable hydraulic oil
- High-quality paint in RAL 3020 (red)
- Lock valves - hydraulic return valves directly on all hydraulic cylinders
- Relief valves protecting the hydraulic system from too high pressures
- Protective covers for oil-tank, emergency controls and connecting cables and hoses
- Hour meter
- Fuzzy IV control technology

**preliminary*

CONFIGURATION REDLINE

- Kubota D1305 EJB Diesel engine (18,0 kW/24,47 hp)
- Automatic boom function cut off by a monitoring system of the access stair locking system.
- Coming Home & Memory Function
- Treecare package, consisting of:
 - Protective cover over control box
 - Protective cover over hydraulic and fuel tank
 - Covers on piston rod (outrigger/stabiliser) cylinders
- Hydraulically height- und width-adjustable track chassis
- Outrigger pad (340 x 850 x 75 mm)
- Additional display in the control box

OPTIONS

- Custom paintwork, one colour, according to RAL scheme (except metallic coatings, signal- or special colors)
- Custom paintwork, two colours, according to RAL scheme (except metallic coatings, signal- or special colors)

ACCESSORIES

- Safety harness
- Track mat (2000 x 800 x 15 mm) fits exactly into transport frame
- 2 protective track covers, made of high-quality polypropylene fabric
- Lifting device (300 kg load capacity). This option can only be ordered in combination with the automatic boom function cut off.
- 2 LED headlights 10-30 V on engine unit
- Lighting package 1:
 - 2 LED headlights on engine unit
 - 2 LED headlights on the turn table
- Lighting package 2:
 - 2 flashlights on each outrigger
 - 3 flashlights on the turn table
 - 3 flashlights on the basket
- Lighting package 3:
 - 2 LED headlights in the basket

SUBFRAME

- Subframe for truck Mitsubishi Canter

CONTACT

Teupen Maschinenbau GmbH
Marie-Curie-Str. 13
48599 Gronau
Germany

phone +49 (0) 2562 8161-0
fax +49 (0) 2562 8161-888
mail@teupen.com

Version 2016-B. Product specifications are subject to change without notice or obligation. Photographs and drawings in this document are for illustrative purposes only. Refer to the appropriate Operator's Manual for instructions on the proper use of this equipment. Failure to follow the appropriate Operator's Manual when using our equipment or to otherwise act irresponsibly may result in serious injury or death. The only warranty applicable to our equipment is the standard written warranty applicable to the particular product and sale and we make no other warranty, expressed or implied. Products and services listed may be trademarks, service marks or trade-names of Teupen Maschinenbau GmbH and/or its subsidiaries in the U.S.A. and many other countries. "Teupen", "Access redefined" and "LEO Series" are registered Trademarks of Teupen GmbH in the United States of America and many other countries. © 2016 Teupen Maschinenbau GmbH.



www.TEUPEN.com

Courtesy of CraneMarket.com