



TEREX®

2013 ON-HIGHWAY & EXPORT



T780

Parts Manual

Revised: February 2015

12261-690



LIMITED PRODUCT WARRANTY

Terex USA, LLC ("Terex") warrants its new Products (Equipment and Parts) to be free, under normal use and service, of any defects in material or workmanship for a period of (i) twenty-four (24) months for new Equipment and (ii) twelve (12) months for new Parts, each of those periods commencing at the date of delivery of the Product from Terex to the Buyer of the Product; if the Buyer is a distributor of Terex and delivers the Product to an End User, each of those periods shall commence at the date of delivery of the Product from the distributor to the End User, but in no event later than six (6) months after the date of delivery of the Product from Terex to the distributor. Parts fitted during an Equipment warranty repair will take on the remaining Equipment warranty only. The foregoing warranties shall be honored provided that Terex receives written notice of the defect within thirty (30) days of its discovery, and it is established that (i) the Product has been maintained and operated within the limits of rated and normal usage and in strict compliance with Terex's operating and maintenance manuals, and (ii) the defect did not result in any manner from the intentional or negligent action, inaction or abuse by Buyer or any third party. If it cannot be established that conditions (i) and (ii) above have been met, then this Warranty shall not cover the alleged defect.

If requested by Terex, the defective Product must be returned to Terex, or other location designated by Terex, for inspection. Terex reserves the right to review the Product's maintenance procedures to determine if any alleged defect is covered under this Warranty. Delivery inspection forms are required for warranty validation and processing.

Terex's obligation and liability under this Warranty is expressly limited to, at Terex's sole option, repairing or replacing, with new or remanufactured parts or components, any part, which appears to Terex upon inspection to have been defective in material or workmanship. Replacement parts will be provided to Buyer subject to Terex's current warranty claim handling processes. All Products replaced under this Warranty become the property of Terex.

Accessories, assemblies and components included in the Product, which are not manufactured by Terex, are subject to the warranty of their respective manufacturers.

This Warranty shall be null and void if parts (including wear parts) other than genuine Terex's Parts are used in or attached to the Product or if serial numbers have been altered, defaced or removed with respect to Terex's Products or if the Product has been altered without Terex's written agreement.

TEREX MAKES NO OTHER WARRANTIES, EXPRESS OR IMPLIED, AND MAKES NO WARRANTIES OF MERCHANTABILITY OR FITNESS FOR ANY PARTICULAR PURPOSE.

No employee or representative is authorized to modify this Warranty unless such modification is made in writing and signed by an authorized officer of Terex.

This Warranty is continuous for the above stated periods, and "stopping and restarting" such periods ("stop and go") is not accepted by Terex.

Terex's obligation under this Warranty shall not include the items listed below as "items not covered by this Warranty".

NO TRANSFERABILITY OF THIS WARRANTY: This Warranty is limited to Buyer or, if sold through a distributor of Terex, to the first End User of the Product, and is not assignable or otherwise transferable without the written agreement of Terex.

ITEMS NOT COVERED BY THIS WARRANTY:

The following items are not covered under this Warranty (the following list is not exhaustive):

- Normal maintenance, adjustments, maintenance parts or wear parts, including without limitation wear pads, seals, gaskets, hoses, friction plates, glass, clutch and brake linings, filters, wire rope, exterior coatings, proper tightening of bolts, nuts and fittings, adding or replacing of fluids, filter, breathers, belts, nozzles, adjustments of any kind, services supplies such as hand cleaners, towels and lubricants, inspections, diagnostic time, travel time or labor.
- Products sold by any individual, corporation, partnership or any other third party that is not authorized by Terex to distribute the Product.
- Damage or defect caused by, or other costs related to, work performed by personnel not authorized by Terex to service or repair the Product.
- Damage or defect caused by operation of the Product by personnel or users not authorized, instructed or trained to operate the Product.
- Costs, including without limitation travel, freight and labor, resulting from shipment or transfer of the Product into or use in a region not covered by Terex's service network.
- Costs, including without limitation travel, freight and labor, related to the disassembling and assembling of any equipment with respect to a defective Part integrated in such equipment not covered by Terex's warranty.
- Damage or defect resulting from improper storage, weathering, lack of use, demonstration use, or use for transportation of corrosive chemicals.
- Damage or defect resulting from operation of the Product after a failure, damage or defect noticeably occurred, or damage or defect caused by worn parts or fluids.
- Damage or defect caused by operation of the Product under extreme weather or geographical conditions without the written agreement of Terex.
- Damage or defect caused by non-compliance with Terex's campaign bulletins, product safety and service releases.
- Damage or defect caused by carrier handling. Any such claim for damage should be filed immediately with the respective carrier.
- Costs, including without limitation travel, freight and labor, resulting from the lack of Buyer or the user of the Product to comply with their obligations under this Warranty.
- Damage or defect resulting from or costs related to acts of God.

THIS WARRANTY IS EXPRESSLY IN LIEU OF AND EXCLUDES ALL OTHER WARRANTIES, REPRESENTATIONS AND CONDITIONS, EXPRESS OR IMPLIED AND ALL OTHER STATUTORY, CONTRACTUAL, TORTIOUS AND COMMON LAW OBLIGATIONS OR LIABILITY ON TEREX'S PART ARE HEREBY EXPRESSLY EXCLUDED TO THE MAXIMUM EXTENT PERMITTED BY LAW. THERE ARE NO WARRANTIES THAT EXTEND BEYOND THE LIMITED WARRANTY CONTAINED HEREIN. Terex neither assumes nor authorizes any other person to assume for Terex any other liability in connection with the sale of Terex's Product. In the event that any provision of this Warranty is held unenforceable for any reason, the remaining provisions shall remain in full force and effect.

IN THE EVENT OF ANY BREACH OF THE WARRANTY BY TEREX, TEREX'S LIABILITY SHALL BE LIMITED EXCLUSIVELY TO THE REMEDIES (AT TEREX'S SOLE OPTION) OF REPAIR OR REPLACEMENT OF ANY DEFECTIVE PRODUCT COVERED BY THE WARRANTY. NOTWITHSTANDING ANYTHING CONTAINED IN THIS WARRANTY TO THE CONTRARY, TEREX SHALL NOT BE LIABLE FOR AND SPECIFICALLY DISCLAIMS ALL INDIRECT, CONSEQUENTIAL, INCIDENTAL OR OTHER DAMAGES OR LOSSES, WHETHER OR NOT ADVISED OF THE POSSIBILITY THEREOF. Nothing in this Section shall operate to exclude Terex's liability for death or personal injury when directly related to Terex's negligent act or omission.

USING THIS PARTS BOOK

This Parts Manual has been designed for optimum ease of reading and is the key to Customer-Distributor-Factory communication. Genuine replacement parts, along with interchangeable product improvements as they become available, will keep your machine in a reliable and productive condition.

The following instructions describe the features of the manual and how to use it effectively.

Use this manual also as a supplement to the Operator's Manual and Maintenance Manual when performing service procedures on the machine.



IMPORTANT

This manual lists serviceable parts for **EVERY** machine built of this model designation. Serial numbers are used to identify parts when a product improvement is made or an alternate component is used. **KNOW THE SERIAL NUMBER OF YOUR MACHINE** before searching for replacement parts.

The **PARTS GROUP INDEX** shows the functional arrangement of associated parts for the machine. A group number identifies the same group of parts regardless of model (Group 25 is always the hydraulic system). The groups which apply to the machine are listed in numerical order. A letter suffix to a group number, 25A, is used for variable or optional parts groups.

PAGE NUMBERS are in numerical sequence within each parts group. The first number is the group number and the second number is the numerical sequence number. Letter suffixes are used to maintain continuity to the manual as revisions are incorporated (1.1, 1.2, 1.2A, 1.2B, 1.3, etc.).

EXPLODED VIEW ILLUSTRATIONS show the relationship of assembled parts. The illustrations are keyed to an accompanying parts list on the same page or on the facing page and are positioned for ease in reading the manual.

INSTRUCTIONS FOR ORDERING PARTS

When ordering parts, contact your nearest Terex Cranes distributor and give the following information to assure prompt service:

MACHINE IDENTIFICATION:

State the model and Product Identification Number (PIN), located on the plate in the Operator's Cab.

The six digit serial number is shown on a plate on the outside front of the operator's cab for convenient access.



PART IDENTIFICATION:

State the part number, description and quantity required. Do not use the item number. Avoid using the words "Pairs" or "Sets".

REF.	PART.NO.	DESCRIPTION	QTY.
1	707 6594	Gear	1

SHIPPING INSTRUCTIONS:

State the invoicing address. Unless otherwise specified, invoices will be mailed to the shipping address.

State the correct shipping address and the means of shipment: parcel post, air mail, air freight, UPS, bus, etc.

INVOICE TO:
Mid State Equipment
Milwaukee, WI

SHIP TO:
Ace Construction Co.
Madison, WI

LOCATING INDIVIDUAL PARTS

1. Turn to the PARTS GROUP INDEX and find the general area of the part in question.
(Example: Seat would be found in "Operator's Cab & Machinery Housing" Group 27)
2. Refer to the partsgroup and check to see if a subsequent letter-designated group is used. Check the title block on the pages to determine the application of the group to your particular machine.

ENGINE ASSEMBLY Detroit (Eaton)	6
--	----------

ENGINE ASSEMBLY Detroit (Allison)	6A
--	-----------

3. Major assemblies are shown at the beginning of each group with page references to component parts breakdowns on the pages which follow. Briefly skim through the group to familiarize yourself with the information included in it. Locate the illustration and parts list which pertain to the assembly or part you desire. Compare the serial number of your machine to those which may appear on the page to be sure you are ordering the correct part.
4. Item numbers on the illustration correspond to those in the parts list. Parts not shown with an item number are the same as identical or symmetrical parts with an item number. Parts keyed with an asterisk or other symbol are included in a repair kit. If no part number is shown, these parts cannot be ordered separately.
5. Quantities are shown as required per component assembly unless otherwise noted.
6. If an assembly is listed without any serviceable parts, it must be ordered complete. Serviceable parts of components are listed under the component part or a subsequent page as indicated.
7. All hardware shown without the size listed after the noun name is specially made for the particular application and must not be substituted with standard hardware.



T780

PARTS GROUPS

- 2 CARRIER FRAME, FUEL TANK
 - 2.1) Frame/Bearing/Grip Tape Assembly
 - 2.2) Frame/Bearing/Anti-Slip Tape ASSY
 - 2.3) Upper Steel Kit
 - 2.4) Boom Rack ASSY
 - 2.5) Decking ASSY
 - 2.6) Decking Assembly
 - 2.7) Decking ASSY
 - 2.8) Decking Kit
 - 2.9) Fuel Tank ASSY - 100 GAL (Export Engine)
 - 2.10) Fuel System ASSY - 100 GAL (Domestic Engine)
- 3 OUTRIGGERS
 - 3.1) Outrigger Assembly
 - 3.2) Beam ASSY
 - 3.4) Outrigger Beam Assembly
 - 3.5) Outrigger Jack Cylinder Sides
 - 3.6) Outrigger Jack Cylinder Sides
 - 3.7) Upper Outrigger Cylinder
 - 3.8) Lower Outrigger Cylinder
 - 3.9) Outrigger Valves
 - 3.10) Front Jack Assembly
 - 3.11) Outrigger Jack Cylinder (Seabee CORP)
 - 3.12) Jack Cylinder
 - 3.13) Front Jack Pad
 - 3.14) Outrigger Sensor Assembly
 - 3.15) O.R. Pad ASSY
- 4 CARRIER SUSPENSION
 - 4.1) Front Suspension ASSY
 - 4.3) Front Suspension
 - 4.4) Beam Assembly 52.00
 - 4.5) Rear Suspension Assembly
 - 4.8) Lower Suspension Kit
 - 4.9) Beam Kit 54"
- 5 CARRIER AXLES & WHEELS
 - 5.1) Axle, Front Steer
 - 5.2) Axle, Rear Steer
 - 5.3) Axle, Front Tandom (Automatic Transmission)
 - 5.4) Axle, Rear Tandom (Automatic Transmission)
 - 5.5) Axle, Front Tandom (Manual Transmission)
 - 5.6) Axle, Rear Tandom (Manual Transmission)
 - 5.7) Wheels & Tires Front
 - 5.8) Rear Wheel ASSY
 - 5.9) Wheel & Tire ASSY (Inside)
 - 5.10) Rear Wheel ASSY
 - 5.11) Wheel & Tire ASSY (Inside)
- 6 ENGINE ASSEMBLY - DETROIT - Manual EXPORT
 - 6.1) Engine ASSY - Export Manual Transmission 455HP, 60 Series Detroit Engine
 - 6.2) Engine ASSY - Export Manual Transmission 455HP, 60 Series Detroit Engine
 - 6.7) Clutch Booster Kit
 - 6.8) Air Cylinder Assembly
- 6A ENGINE ASSEMBLY - DETROIT - AUTO EXPORT
 - 6A.1) Engine Assembly - Export AUTO Transmission 515HP, 60 Series Detroit Engine
 - 6A.2) Engine Assembly - Export AUTO Transmission 515HP, 60 Series Detroit Engine
 - 6A.7) Cooling System Assembly
 - 6A.9) Motor, HYD
 - 6A.11) Engine Cooling Assembly
 - 6A.12) Exhaust System
 - 6A.13) Air Cleaner Assembly
- 6B ENGINE ASSEMBLY- CUMMINS - DOMESTIC (MANUAL)
 - 6B.1) Engine INSTL- 2013 Domestic Manual Transmission ISX15, 500HP Cummins Engine
- 6C ENGINE ASSEMBLY- CUMMINS - DOMESTIC (AUTO)
 - 6C.1) Engine INSTL- 2013 Domestic AUTO Transmission ISX15, 500HP Cummins Engine
 - 6C.5) Cooling Assembly
 - 6C.7) Radiator/Cooler Assembly
 - 6C.8) Aftertreatment Assembly
- 7 TRANSMISSION (AUTO) - EXPORT
 - 7.1) Transmission Allison (AUTO) - Export
- 7A TRANSMISSION (MANUAL) - Export & Domestic
 - 7A.1) Transmission (Eaton) (Manual) - Export & Domestic
 - 7A.2) Case (Front)
 - 7A.3) Case - Auxiliary
 - 7A.4) Levers/Housings
 - 7A.5) Shift Bar Housing
 - 7A.6) Auxiliary Drive Gear
 - 7A.7) Input Shaft & Drive Gear
 - 7A.8) Reverse Idler
 - 7A.9) Countershaft & Bearing (AUX)
 - 7A.10) Countershaft Assembly
 - 7A.11) Mainshaft & Synchro (AUX)
 - 7A.12) Mainshaft Assembly
 - 7A.13) Combination Cylinder
 - 7A.14) Oil Cooler



PARTS GROUPS

T780

- 7A.15) Integral Oil Pump
 - 7A.16) Filter Regulator
 - 7A.17) H & C W/A-5000 Valve
 - 7A.18) Isolators
 - 7A.19) Roadranger Valve
 - 7A.20) Slave Valve
 - 7A.21) Kits & Assemblies
- 7B TRANSMISSION (AUTO) - DOMESTIC**
- 7B.1) Transmission Allison 4700SP (AUTO) - Domestic
 - 7B.2) Main Housing
 - 7B.3) Fill Tube
 - 7B.4) Main Shaft
 - 7B.5) Flange
 - 7B.6) Front Support & Oil Pump
 - 7B.7) P1 Planetary
 - 7B.8) P2 Planetary
 - 7B.9) Control Valve
 - 7B.13) Oil Cooler
 - 7B.14) Torque Converter
 - 7B.15) Flexplate & Adapter
 - 7B.16) Rotating Clutch
 - 7B.18) Converter Housing
 - 7B.19) P3 Planetary And Rear Cover/Retarder
 - 7B.22) Wiring Harnesses
- 9 DRIVE SHAFTS**
- 9.1) Drive Shaft Transmission (Allision)
 - 9.2) Drive Shaft Transmission (Eaton)
 - 9.3) Drive Shaft Transmission (Detroit)
 - 9.4) Drive Shaft Inter - Axle
 - 9.5) Drive Shaft
- 10 BRAKES**
- 10.1) Brake Assembly
 - 10.2) Air Component Assembly
 - 10.6) Air System Air Dryer
 - 10.7) Air ASSY, Boom Dooly
 - 10.8) Air Components Assembly
 - 10.9) Air Component Manual TRANS, Domestic
- 11 STEERING**
- 11.1) Steering Gear Master
 - 11.2) Steering Gear Slave
 - 11.3) Steering Wheel
 - 11.4) Steering Pivot Assembly
 - 11.5) Steering Column
 - 11.6) Intermediate Column ASSY
 - 11.7) Kit, Remote Steering
 - 11.8) Remote Steering Actuator ASSY
 - 11.9) Remote Control, Upper Steer
 - 11.10) Remote Control, Lower Steer
 - 11.12) Steering Shaft ASSY
- 12 SUPERSTRUCTURE**
- 12.1) Superstructure ASSY
 - 12.3) Swivel ASSY
 - 12.5) Swing Bearing
 - 12.6) Cab Mount ASSY
- 13 COUNTERWEIGHT**
- 13.1) Counterweight 15,000#
 - 13.2) Counterweight 16,000#
 - 13.3) Counterweight W/O AUX Winch 3000#
 - 13.4) Counterweight W/AUX Winch 3000#
 - 13.5) Front Counterweight ASSY
 - 13.6) Cylinder Counterweight
 - 13.7) Counterweight Mount Assembly
- 22 SWING SYSTEM**
- 22.1) Swing Drive
 - 22.2) Swing Brake Assembly
 - 22.4) Primary Planet Carrier ASSY
 - 22.5) Output Planet Carrier ASSY
- 24 PUMP DRIVE**
- 24.1) Pump, Hydraulic
 - 24.2) Pump, PTO
 - 24.4) Pump, 8 Bolt PTO
 - 24.5) Pump, Boom Manual Transmission
 - 24.6) Winch/Swing Pump Manual Transmission
 - 24.7) Pump Drive
 - 24.9) Pump Drive
 - 24.11) Pump, Hydraulic Triple
 - 24.12) Pump, Boom
 - 24.13) Pump, Winch/Swing
 - 24.14) Pump, Winch/Swing
- 25 LOWER HYDRAULIC SYSTEM - W/MANUAL (EXPORT)**
- 25.1) Lower Hydraulic Assembly - W/Manual (Export)
- 25A LOWER HYDRAULIC SYSTEM - W/AUTO (EXPORT)**
- 25A.1) Lower Hydraulic ASSY - W/AUTO (Export)
 - 25A.12) Oil Cooler Assembly
 - 25A.13) Valve, Fan Control
- 25B LOWER HYDRAULIC SYSTEM - W/MANUAL (DOMESTIC)**
- 25B.1) Lower Hydraulic ASSY
 - 25B.9) Clamp, C61-16, Kit
- 25C LOWER HYDRAULIC SYSTEM - W/AUTO (DOMESTIC)**
- 25C.1) Lower Hydraulic Assembly - W/AUTO (Domestic)
 - 25C.10) Oil Cooler ASSY
 - 25C.11) Valve, Fan/Steering
 - 25C.12) Diverter Valve
 - 25C.13) Hydraulic Tank ASSY

**TEREX**

PARTS GROUPS

T780

- 26 HYDRAULIC SYSTEM - UPPER
 - 26.1) Upper Hydraulic ASSY
 - 26.7) Valve, Winch
 - 26.8) Boom/Tele Valve

- 27 CARRIER CAB & OPERATOR CAB
 - 27.1) Cab, Carrier W/Manual Trans
 - 27.4) Lower Cab Assembly AUTO (Export)
 - 27.6) Lower Cab Assembly Manual (Domestic)
 - 27.9) Lower Cab Assembly AUTO
 - 27.11) Cab Lower (Export & Domestic)
 - 27.12) Cab Lower (Export & Domestic)
 - 27.13) Cab Lower (Export & Domestic)
 - 27.14) Cab Lower (Export & Domestic)
 - 27.15) Cab Lower Door (Export & Domestic)
 - 27.16) Console, Shift Assembly
 - 27.17) Console, Shift Assembly
 - 27.18) Engine Housing
 - 27.19) Engine Housing
 - 27.20) Operator's Seat Lower Cab
 - 27.21) Upper Cab Assembly
 - 27.23) Operator's Cab
 - 27.24) Operator's Cab
 - 27.25) Operator's Cab
 - 27.26) Operator's Cab
 - 27.27) Front Wiper/Washer Assembly
 - 27.28) Cab Roof Wiper Assembly
 - 27.29) Operator's Cab Front Windshield
 - 27.30) Operator's Cab Roof Hatch
 - 27.31) Operator's Cab Door
 - 27.32) Seat, Upper
 - 27.33) Remote Drive ASSY, Operator Cab
 - 27.34) Defroster ASSY

- 28 OPERATOR'S CONTROLS
 - 28.1) Controls
 - 28.2) Swing Brake Control
 - 28.4) Swing Lock ASSY
 - 28.5) House Lock ASSY
 - 28.6) Throttle Controls Upper
 - 28.7) Module Arm Assemblies
 - 28.8) Right Arm Assembly Single Axis
 - 28.9) Left Arm Assembly Single Axis
 - 28.10) Right Arm Assembly Double Axis
 - 28.11) Left Arm ASSY-Double Axis
 - 28.12) Control Module
 - 28.13) Control Module

- 30 MARKING
 - 30.1) Paint & Marking
 - 30.4) 126' Boom Marking Decal (English)
 - 30.5) 126' Boom Marking Decal (Metric)
 - 30.6) Emissions Decal INSTL., Tier 3
 - 30.7) Anti - Slip Tape Assembly
 - 30.8) Decal, Lower Cab (Export & Domestic)

- 31 HEATING & AIR CONDITIONING (OPERATOR CAB)
 - 31.1) A/C & Heater Options Operator Cab
 - 31.2) Hydraulic A/C & L.P. Heater Operator Cab (Option 1)
 - 31.5) Blower System, Kenway Operator Cab (Option 1)
 - 31.6) Hydraulic A/C Unit, Kenway Operator Cab (Option 1)
 - 31.8) Hose Installation Kit Kenway Operator Cab (Option 1)
 - 31.9) Hose ASSY. EVAP. COMP. Operator Cab (Option 1)
 - 31.10) Hose ASSY. DRIER to EVAP. Operator Cab (Option 1)
 - 31.11) Hose ASSY, - 6 HYD Case Drain Operator Cab (Option 1)
 - 31.12) Kit, MD 9037/47/57 MTG Operator Cab (Option 1)
 - 31.13) Heater Assembly, Suburban Operator Cab (Option 2)
 - 31.15) L.P Bracket Kit (Option 2)
 - 31.16) Thermostat Assembly Operator Cab (Option 2)
 - 31.17) Deluxe A/C & Flameless Heat Kenway Operator Cab (Option 3)
 - 31.18) Cab ASSY Kit, Kenway Operator Cab (Option 3)
 - 31.19) Blower ASSY, AC & Heat
 - 31.21) Group, EVAP Coil
 - 31.22) Group, Cover
 - 31.23) Shelf ASSY
 - 31.25) Fuse Panel ASSY, HB9
 - 31.26) Outside Air Kit
 - 31.27) Hydraulic Drive Unit, Kenway, Operator Cab (Option 3)
 - 31.29) Motor ASSY, 1.59 9067 AOH
 - 31.30) Pump/Block ASSY MD9067 12V
 - 31.31) ASSY, Return Block
 - 31.32) ASSY, Heat Manifold
 - 31.33) ASSY, Oil Level Sensor Block
 - 31.34) ASSY, Belt Tensioner
 - 31.35) COND. ASSY
 - 31.36) Hose & Drive MTG Kit, Kenway Operator Cab (Option 3)
 - 31.37) No Heater-Includes Cover Operator Cab (Option 4)

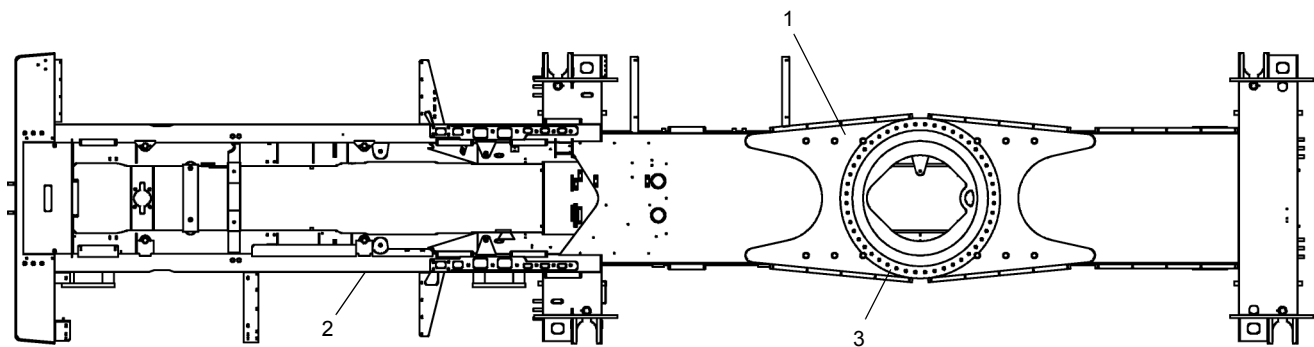
- 31A HEATING & AIR CONDITIONING (EXPORT CARRIER CAB)
 - 31A.1) Heating & Air Conditioning (Carrier Cab)
 - 31A.2) Heater & Defroster Badger B-258-K (Carrier Cab)

**TEREX**

PARTS GROUPS

T780

- 31A.3) AC Mounting ASSY (Carrier Cab)
- 31A.4) Bundle, AC & Heat (Carrier Cab)
- 31A.5) Kit, Cond (T500/T700) (Carrier Cab)
- 31A.6) Hose Kit, AC (Carrier Cab)
- 31B HEATING & AIR CONDITIONING (DOMESTIC CARRIER CAB)**
 - 31B.1) Kit, AC System
 - 31B.2) SYS, Blower W/Water Valve
 - 31B.3) Kit, AC Condenser & Hoses
 - 31B.4) Blower Unit VW7 2AH (Carrier Cab)
 - 31B.5) Kit, ELECT WTR VLV (Carrier Cab)
 - 31B.6) Condenser Kit
 - 31B.7) Filter Kit, Outside Air
- 33 ELECTRICAL SYSTEM**
 - 33.1) Electrical Assembly (Export Engine)
 - 33.3) Electrical Assembly (Domestic Engine)
 - 33.5) Lower Dash Assembly (Export Cab)
 - 33.9) Circuit Breaker Panel Lower
 - 33.10) Lower Dash Assembly
 - 33.13) Circuit Breaker Panel Lower
 - 33.14) Upper Dash Assembly
 - 33.16) Circuit Breaker Panel Upper
 - 33.17) Strobe Light, Yellow
 - 33.18) Revolving Amber Light
 - 33.19) 360 Degree Spot Light
 - 33.20) Work Light Package
 - 33.21) Collector Ring 49 Pass
 - 33.22) Slip Ring, 49 Circuit
 - 33.23) Pneumatic Swivel
 - 33.24) Collector Ring 37 Pass
 - 33.25) Slip Ring, 38 Circuit
- 39 HYDRAULIC TELESCOPING BOOM**
 - 39.1) Boom Assembly 126'
 - 39.6) 126' Boom Extend Cylinder
 - 39.7) Hoist Cylinder
 - 39.8) 126' Boom Hold Valve
 - 39.9) Hold Valve Service Kit (Option)
 - 39.10) 6 Sheave Assembly Boom Head (Nylon)
 - 39.11) 126' Boom Sheave
 - 39.12) 126' Boom Sheave
- 39A JIB**
 - 39A.1) Offsettable Jib Assembly 33'-57'
 - 39A.2) Offsettable Jib Assembly 32'
 - 39A.3) Jib Stowage Assembly
 - 39A.5) Anti-Two Block, Jib
- 40 MAIN & AUXILLIARY WINCH**
 - 40.1) Main Winch Assembly
 - 40.2) AUX Winch Assembly
 - 40.3) Winch Assembly Braden
 - 40.5) Winch Motor
- 40.6) Kit, Winch Roller
- 40.7) AUX Sheave Assembly
- 40.8) Sheave Assembly, 3/4"
- 44 HOOK BLOCKS & OVERHAUL BALLS**
 - 44.1) Hook Block ASSY 5 Sheave, 80 Tons
 - 44.2) Hook Block 5 Sheave, 80 Tons, 3/4"
 - 44.3) Hook Block ASSY 5 Sheave, 75 Tons
 - 44.4) Hook Block 5 Sheave, 75 Tons, 3/4"
 - 44.5) Hook Block ASSY 5 Sheave, 60 Tons
 - 44.6) Hook Block 5 Sheave, 60 Tons, 3/4"
 - 44.7) Hook Block ASSY 4 Sheave, 45 Tons
 - 44.8) Hook Block 4 Sheave, 45 Tons, 3/4"
 - 44.9) Overhaul Ball #419 / 12 Tons / 3/4"
- 45 WIRE ROPE, PENDANTS & REEVING**
 - 45.1) Wire Rope
- 50 ATTACHMENT OPTIONS**
 - 50.1) Boom Dolly Assembly
 - 50.2) Boom Dolly
 - 50.3) Boom Dolly HYD Assembly
 - 50.4) Light Bar Assembly
 - 50.5) Boom Dolly Suspension
 - 50.6) Boom Dolly Suspension
 - 50.7) Boom Dolly Suspension
 - 50.8) 3rd Wrap Indicator (Main/AUX Winch)
 - 50.9) Kit, Tire Inflation
 - 50.10) Air Hose Assembly
 - 50.11) Wind Speed Sensor
- 52 RATED CAPACITY INDICATOR**
 - 52.1) RCL ASSY (ORPS) (Option 1)
 - 52.3) RCL ASSY (ORPS) (Option 2)
 - 52.5) Computer With Data Recorder
 - 52.6) Greer RCL 510 Reel
 - 52.6) Horn Assembly, RCL
- 54 FILTERS**
 - 54.1) Filter Specifications Export
 - 54.2) Filter Specifications Domestic
- 55 RECOMMENDED SPARE PARTS**
 - 55.1) Recommended Spare Parts List
- 56 OPTIONAL**
 - 56.1) Emergency Air Shutoff Kit
 - 56.2) Air Shutoff Setup
 - 56.3) Air Shutoff Electrical ASSY
- 58 MANUALS**
 - 58.1) Manuals



<u>REF</u>	<u>PART NO.</u>	<u>DESCRIPTION</u>	<u>QTY</u>
	722A0196 (Rev H)	<i>Frame/ Bearing/ Grp Tape Assembly</i>	
1	717A0726	Anti Slip Tape Assembly	1
2	718F0403	Frame T775	1
3	718A0462	Swing Bearing Assembly	1

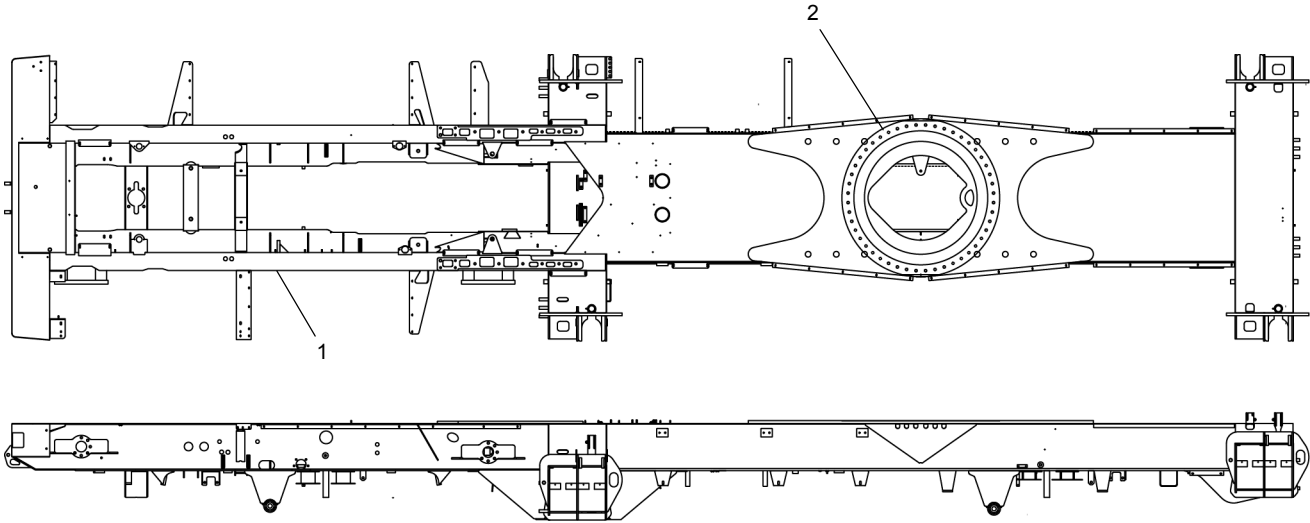
WHEN ORDERING PARTS, SPECIFY MODEL NUMBER, SERIAL NUMBER AND DESCRIPTION OF PARTS REQUIRED



**FRAME/ BEARING/ GRIP
TAPE ASSEMBLY**

DATE: Released 12-2014
MODEL: T780
PAGE 2.1

GROUP
2



<u>:REF</u>	<u>PART NO.</u>	<u>DESCRIPTION</u>	<u>QTY</u>
	T122631 (Rev K)	<i>Frame/ Bearing/ Anti-Slip Tape ASSY</i>	
1	722F0210	Frame Weldment.....	1
2	718A0462	Swing Bearing Assembly	1
3*	717A0726	Anti-Slip Tape Assembly	1

* ITEM 3 IS NOT SHOWN IN THE ILLUSTRATION

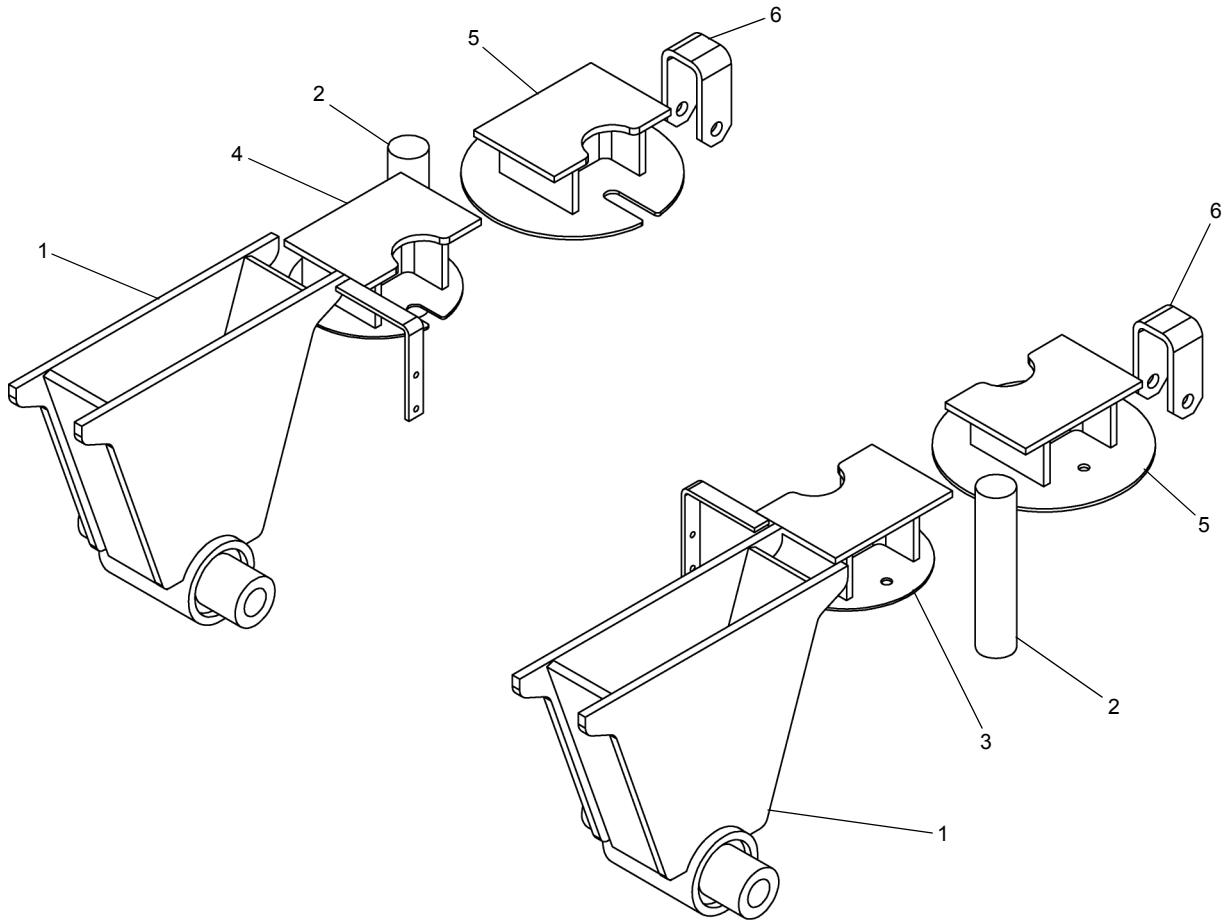
WHEN ORDERING PARTS, SPECIFY MODEL NUMBER, SERIAL NUMBER AND DESCRIPTION OF PARTS REQUIRED



**FRAME/BEARING/
ANTI-SLIP TAPE ASSY**

DATE: Revised 12-2014
 MODEL: T780
 PAGE 2.2

GROUP
2



<u>REF</u>	<u>PART NO.</u>	<u>DESCRIPTION</u>	<u>QTY</u>
	718 0703 (Rev B)	<i>Upper Steel Kit</i>	
1	718 0937	Tower	2
2	717 1162	Stop Post	2
3	718 0933	Hanger Air - Left	1
4	718 0934	Hanger Air - Right.....	1
5	718 0935	Hanger Air	2
6	718 0936	Bracket - Stop	2

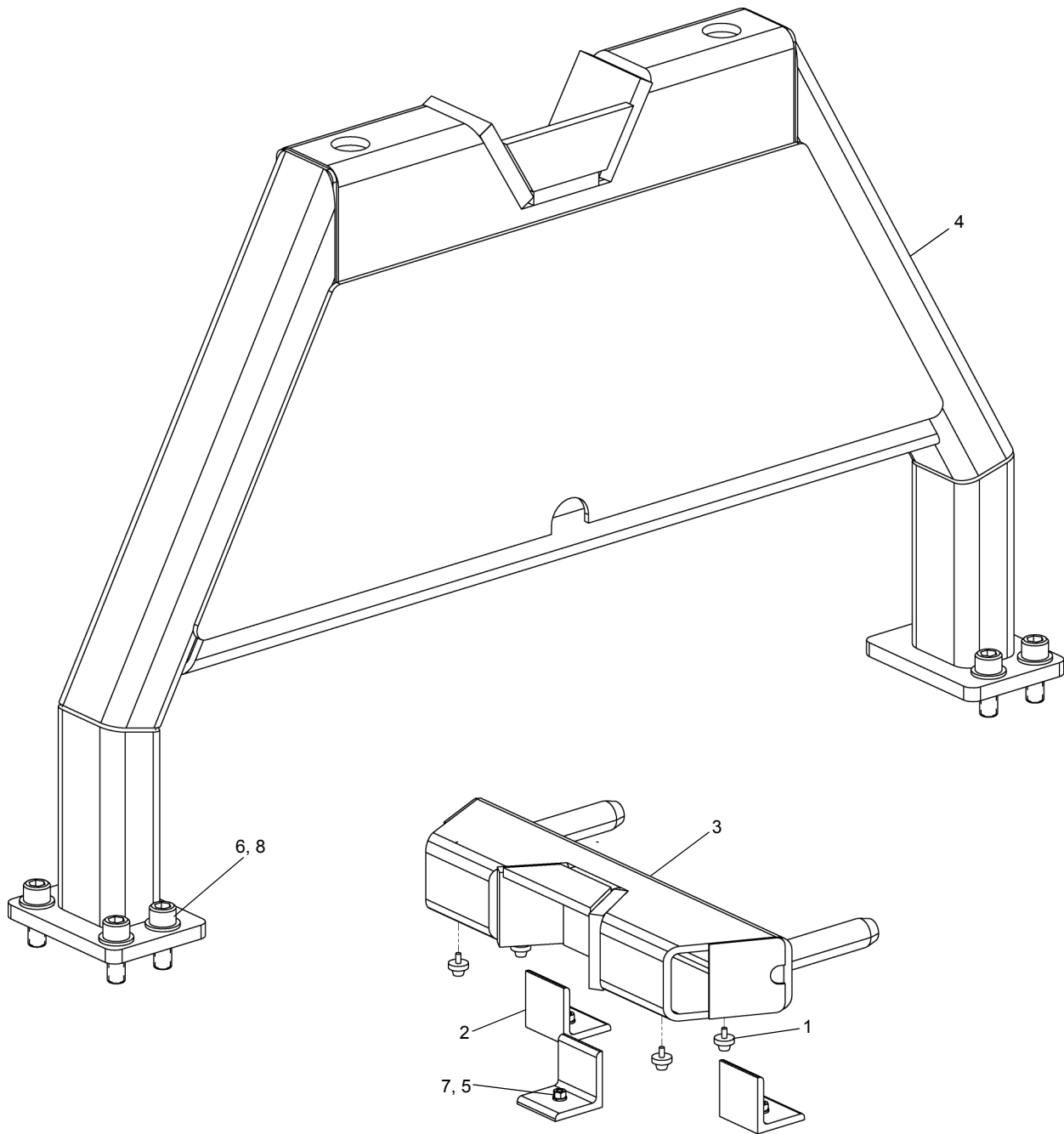
WHEN ORDERING PARTS, SPECIFY MODEL NUMBER, SERIAL NUMBER AND DESCRIPTION OF PARTS REQUIRED



UPPER STEEL KIT

DATE: Released 04-2013
 MODEL: T780
 PAGE 2.3

GROUP
2



REF	PART NO.	DESCRIPTION	QTY
	722A0247 (Rev A)	Boom Rack ASSY	
1	714-0770	Bumper, Rubber.....	4
2	718-0396	Angle.....	3
3	718F0588	Support Pedestal.....	1
4	718F1049	Boom Rack.....	1
5	N04-375C000-2A	Nut, HEX 0.375-16, ST Z GRA.....	3
6	S14-750CB00-H2	SCR, SHCS 0.75-10 X 2.00, ST Z.....	6
7	W07-375X000-20	WSH, LCK, MED SPLT 0.375, ST Z.....	3
8	WAH-75NX000-Y2	WSH, FL HRD A-NRW 0.75, ST YZ.....	6

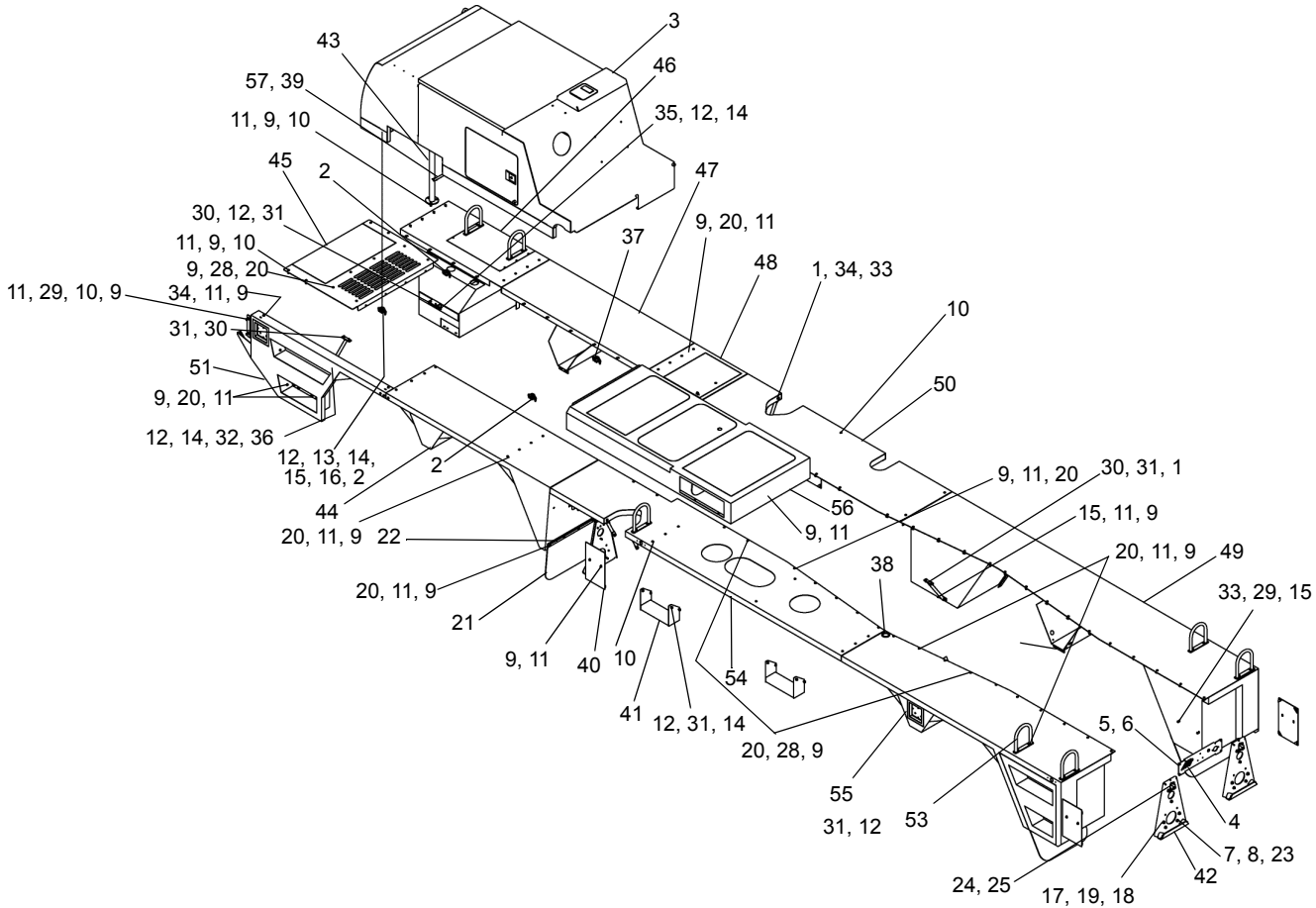
WHEN ORDERING PARTS, SPECIFY MODEL NUMBER, SERIAL NUMBER AND DESCRIPTION OF PARTS REQUIRED



BOOM RACK ASSY

DATE: Revised 04-2013
 MODEL: T780
 PAGE 2.4

GROUP
2



REF	PART NO.	DESCRIPTION	QTY	REF	PART NO.	DESCRIPTION	QTY
722A0023 (Rev E) Decking ASSY							
1	1209-3	5/16 Flat Washer.....	10	28	717 0725	5/16 Tinnerman Clip.....	40
2	1221-125	Mount Blue/White.....	3	29	1209-24	5/16 Fender Washer.....	10
3	718 0953	Engine Housing (Ref Page 27.18).....	1	30	1210-20	3/8 Lock Washer.....	12
4	717 0819	Rear Frame Cover.....	1	31	1200-59	3/8-16NC X 1.00 Bolt.....	24
5	1210-14	1/4 Lock Washer.....	4	32	1240-29	Clamp 1.125".....	1
6	1200-1	1/4-20NC X .75 Bolt.....	4	33	1204-34	5/16 HEX Flange Nut.....	12
7	1209-5	7/16 Flat Washer.....	12	34	1200-31	5/16-18NC X 1.00 Bolt.....	29
8	1200-328	7/16-14NC X 1.25 Bolt.....	12	35	1200-63	3/8-16NC X 1.50 Bolt.....	2
9	380 1801	5/16 SS Flat Washer.....	330	36	1200-61	3/8-16NC X 1.25 Bolt.....	1
10	1203-273	5/16 NC X 1.50 SS Pan Head Screw.....	15	37	1221-157	Mount Yellow/White.....	1
11	340 2119	5/16NC SS Lock Nut.....	157	38	1221-122	2.50 Hole Plug.....	1
12	1209-4	3/8 Flat Washer.....	42	39	7088352	Mirror R.H.....	1
13	1200-69	3/8NC X 2.25 Bolt.....	4	40		Cover, Outtrigger Box.....	4
14	1205-45	3/8NC Lock Nut.....	19	41	712F0068	Step.....	2
15	1200-33	5/16NC X 1.25 Bolt.....	14	42	714F0715	Pad Rack.....	4
16	1205-34	5/16 Lock Nut.....	8	43	7170556	Mirror Post.....	1
17	714 0770	1/4 Rubber Bumper.....	16	44		Fender, Left Front.....	1
18	1210-13	1/4 Lock Washer Light.....	16	45	7170226	Center Front Deck.....	1
19	1205-13	1/4-20NC Nut.....	16	46	717 1208	RT Front Fender-Mid.....	1
20	1203-255	5/16NC X 1.25 SS Pan Head Screw.....	135	47	717 1177	Right Front Fender-Mid.....	1
21	717 0585	Mud Flap.....	4	48	717 1178	Right Front Fender-Rear.....	1
22	717 0586	Bar.....	4	49	7170225	Right Rear Fender.....	1
23	1210-23	7/16 Lock Washer.....	12	50		Right Center Deck.....	1
24	1222-225	1/8" Cable Sleeve.....	8	51		Fender, Under Cab.....	1
25	1222-339	Pin, Safety Snap.....	4	52*	7170536	Filler Plate.....	1
26*	12219-17	Cable 17".....	4	53		Handle.....	7
27*	464 1113	Foam Tape Role.....	3	54	7180309	Deck-Left Front.....	1
				55		Fender-Left Rear.....	1
				56	7180367	Cover, Transmission.....	1
				57	714 0527	Hardware Kit - Mirror.....	1

* ITEMS 26, 27 & 52 ARE NOT SHOWN IN THE ILLUSTRATION.

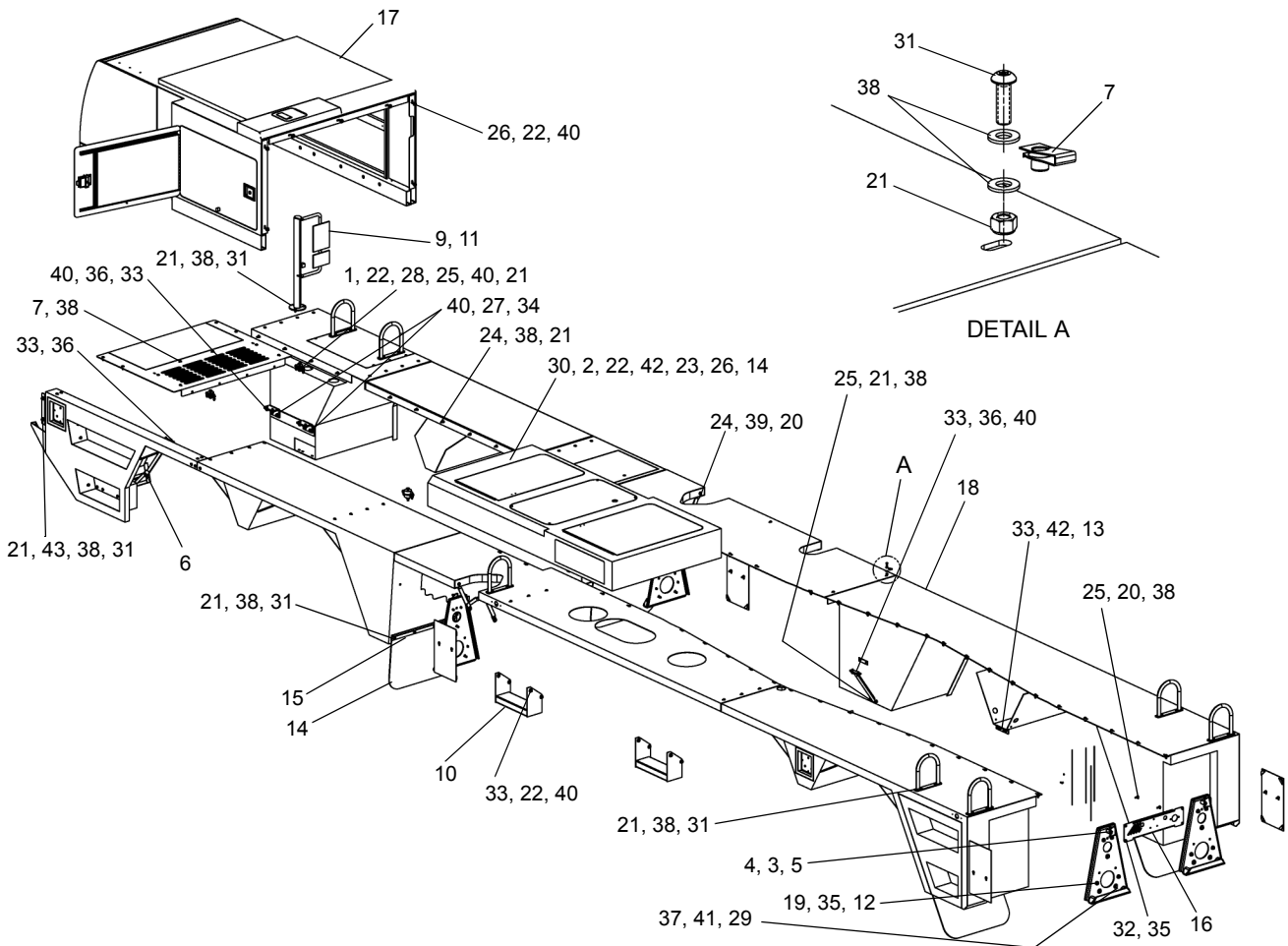
WHEN ORDERING PARTS, SPECIFY MODEL NUMBER, SERIAL NUMBER AND DESCRIPTION OF PARTS REQUIRED



DECKING ASSY

DATE: Released 12-2014
 MODEL: T780
 PAGE 2.5

GROUP
2



REF	PART NO.	DESCRIPTION	QTY	REF	PART NO.	DESCRIPTION	QTY
722A0227 (Rev E) Decking Assembly							
1	1221-125	Mount.....	2	25	S01-312CA25-25	SCR, HHCS 0.3125-18X1.25, ST Z G5.....	10
2	1221-137	Mount, Rubber.....	2	26	S01-375CA25-25	SCR, HHCS 0.375-16X1.25, ST Z GR5.....	12
3	12219-17	Cable 7 X 7 Aircraft Plastic.....	4	27	S01-375CA50-25	SCR, HHCS 0.375-16X1.50, ST Z GR5.....	4
4	1222-225	1/8 Cable Sleeve.....	4	28	S01-375CB25-25	SCR, HHCS 0.375-16X2.25, ST Z GR5.....	2
5	1222-339	5/16 Safety Snap Pin.....	4	29	S01-438CA25-25	SCR, HHCS 0.4375-14X1.25, ST Z G5.....	12
6	1240-29	Clamp P, 1.125 DIA.....	1	30	S01-500CC50-25	SCR, HHCS 0.50-13X3.50, ST Z GR5.....	2
7	209-00873-10	U Clip.....	33	31	S17-312CA00-E8	SCR, BHCS 0.312-18X1.00, SS18-8.....	162
8*	464-1113	Foam Tape.....	3	32	SHF-250C750-25	SCR, HHCS FT 0.25-20X0.75, STZ G5.....	4
9	708-8352	Mirror R.H.....	1	33	SHF-375CA00-25	SCR, HHCS FT 0.375-16X1.00, STZ G5.....	24
10	712F0068	Step.....	2	34	T113709	Plate, Nut.....	2
11	714-0527	Hardware Kit, Non Pre-Set.....	1	35	W07-250X000-20	WSH, LCK, MED SPLT 0.25, ST Z.....	20
12	714-0770	Bumper, Rubber.....	16	36	W07-375X000-20	WSH, LCK, MED SPLT 0.375, ST Z.....	8
13	717-0223-34	Shim, Struct Mount.....	2	37	W07-438X000-20	WSH, LCK, MED SPLT 0.4375, ST Z.....	12
14	717-0585	1/8 Cable Sleeve.....	4	38	WAN-31NX000-20	WSH, FL TYPA-NRW 0.3125, ST Z.....	347
15	717-0586	Bar.....	4	39	WAW-31WX000-20	WSH, FL TYPA-WID 0.3125, ST Z.....	10
16	717-0819	Cover Rear Frame.....	1	40	WAW-37WX000-20	WSH, FL TYPA-WID 0.375, ST Z.....	55
17	718-1047	Housing, Engine (Ref Page 27.19).....	1	41	WAW-43WX000-20	WSH, FL TYPA-WID 0.4375, ST Z.....	12
18	722-0226	Decking Kit.....	1	42	WAW-50WX000-20	WSH, FL TYPA-WID 0.50, ST Z.....	2
19	N04-250C000-25	Nut, HEX 0.25-20, ST Z GR5 ..	16	43	WFD-312XA25-20	WSH, FNDR 0.3125X1.25, ST Z.....	12
20	NFS-312C000-25	Nut, HEX, FLG, SERR 0.312-18, STZ G5.....	12				
21	NYL-312C000-25	Nut, HEX NYL-INS 0.312-18, ST Z G5.....	176				
22	NYL-375C000-25	Nut, HEX NYL-INS 0.375-16, ST Z G5.....	22				
23	NYL-500C000-25	Nut, HEX NYL-INS 0.50-13, ST Z G5.....	2				
24	S01-312CA00-25	SCR, HHCS 0.3125-18X1.00, ST Z G5.....	27				

* ITEM 8 IS NOT SHOWN IN THE ILLUSTRATION

WHEN ORDERING PARTS, SPECIFY MODEL NUMBER, SERIAL NUMBER AND DESCRIPTION OF PARTS REQUIRED

<p>TEREX P/N 12261-690</p>	<h2>DECKING ASSEMBLY</h2>	DATE: Revised 12-2014	GROUP 2
		MODEL: T780	
		PAGE 2.6	

<u>REF</u>	<u>PART NO.</u>	<u>DESCRIPTION</u>	<u>QTY</u>
	722 0024 (Rev D)	<i>Decking ASS'Y</i>	
1	718 0309	Deck, Left Front.....	1
2	718 0327	Fender, Left Rear	1
3	718 0367	Cover, Transmission.....	1
4	717 0339	Cover, Outrigger Box.....	4
5	714F0715	Bracket	4
6	717 0556	Mirror Post.....	1
7	717 0225	Right Rear Fender.....	1
8	717 0221	Right Center Deck.....	1
9	717 0528	Fender, Under Cab.....	1
10	717 0536	Filler Plate	1
11	717 0554	Handle	7
12	718 0613	Fender, Left Front.....	1
13	717 0224-24	Shim	5
14	717 0224-34	Shim	25
15	717 0226	Center Front Deck.....	1
16	717 1208	Right Front Fender - Front.....	1
17	717 1177	Right Front Fender - Mid.....	1
18	717 1178	Right Front Fender - Rear.....	1

ITEMS 1 TO 18 ARE NOT ILLUSTRATED

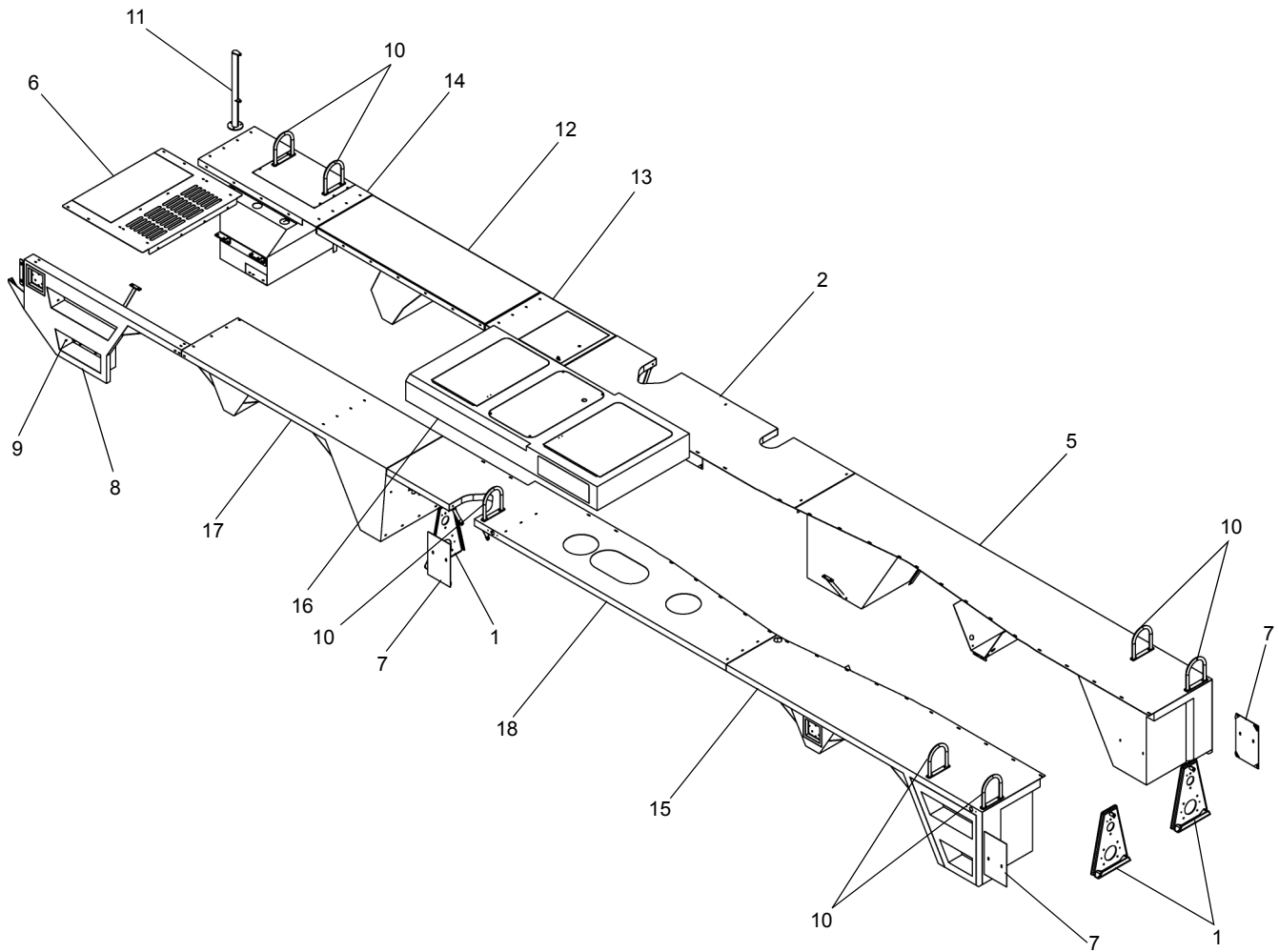
WHEN ORDERING PARTS, SPECIFY MODEL NUMBER, SERIAL NUMBER AND DESCRIPTION OF PARTS REQUIRED



DECKING ASS'Y

DATE: Released 12-2014
MODEL: T780
PAGE 2.7

GROUP
2



<u>REF</u>	<u>PART NO.</u>	<u>DESCRIPTION</u>	<u>QTY</u>
	722-0226 (Rev H)	<i>Decking Kit</i>	
1	714F0715	Mount, Outrigger Pad	4
2	707-0221	Right Center Deck	1
3*	717-0223-34	Shim, Strut Mount	2
4*	717-0224-24	Shim, Rear Tool Box	5
5	717-0225	Right Rear Fender	1
6	717-0226	Deck, Center Front	1
7	717-0339	Outrigger Box Cover	4
8	717-0528	Fender	1
9*	717-0536	Plate, Filler	1
10	717-0554	Handle	7
11	717-0556	Post, Mirror	1
12	717-1177	Fender, Right Front	1
13	717-1294	Fender, Right Front	1
14	717-1305	Fender, Right Front	1
15	718-0327	Fender, Left Rear	1
16	718-0367	Cover, Transmission	1
17	718-1048	Fender, Left Front	1
18	T120325	Left Center Deck	1

* ITEMS 3 & 4 ARE NOT SHOWN IN ILLUSTRATION

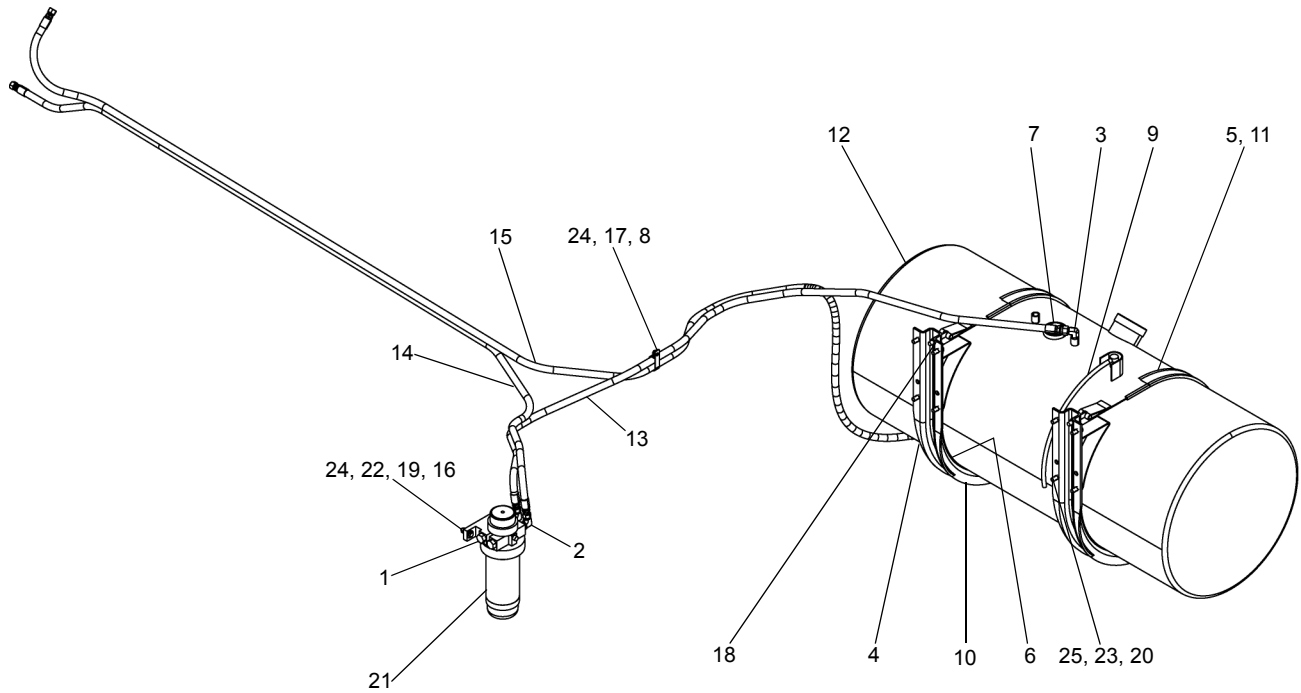
WHEN ORDERING PARTS, SPECIFY MODEL NUMBER, SERIAL NUMBER AND DESCRIPTION OF PARTS REQUIRED



DECKING KIT

DATE: Revised 12-2014
 MODEL: T780
 PAGE 2.8

GROUP
2



REF	PART NO.	DESCRIPTION	QTY
	722A0280 (Rev B)	Fuel System Assembly	
1	1219-232	Plug	2
2	1219-346	Adapter	2
3	1219-464	Adapter	1
4	1219-815	Adapter, Male Pipe Elbow-JIC 1/2	1
5	1221-152	1.75" Wide Rubber Insulator	2
6	1221-153	1.5" Wide Adhesive Rubber Insulator	2
7	1245-186	Sender	1
8	200B2007-58	Clamp-Medium Duty	1
9	435-1017-24	Hose ASSY	1
10	707-7018	Strap, Fuel Tank	6FT
11	707-7018-1	Strap, Fuel Tank	6FT
12	717-0172	Fuel Tank, 100 GAL	1
13	717-0594-114	Hose	1
14	717-0594-117	Hose ASSY	1
15	717-0595-202	Hose	1
16	N04-375C000-25	Nut, HEX 0.375-16, ST Z GR5	2
17	NTP-375C000-25	Nut, HEX TPLCK 0.375-16, ST Z GR5	1
18	NYL-500C000-25	Nut, HEX NYL - INS 0.50-13, ST Z G5	4
19	S01-375CA50-25	SCR, HHCS 0.375-16 X 1.50, ST Z GR5	2
20	SHF-500CA25-25	SCR, HHCS FT 0.50-13 X 1.25, ST Z G5	8
21	T103590	Fuel Filter	1
22	W07-375X000-20	WSH, LCK, MED SPLT 0.375, ST Z	2
23	W07-500X000-20	WSH, LCK, MED SPLT 0.50, ST Z	8
24	WAW-37WX000-20	WSH, FL TYPA-WID 0.375, ST Z	3
25	WAW-50WX000-20	WSH, FL TYPA-WID 0.50, ST Z	8

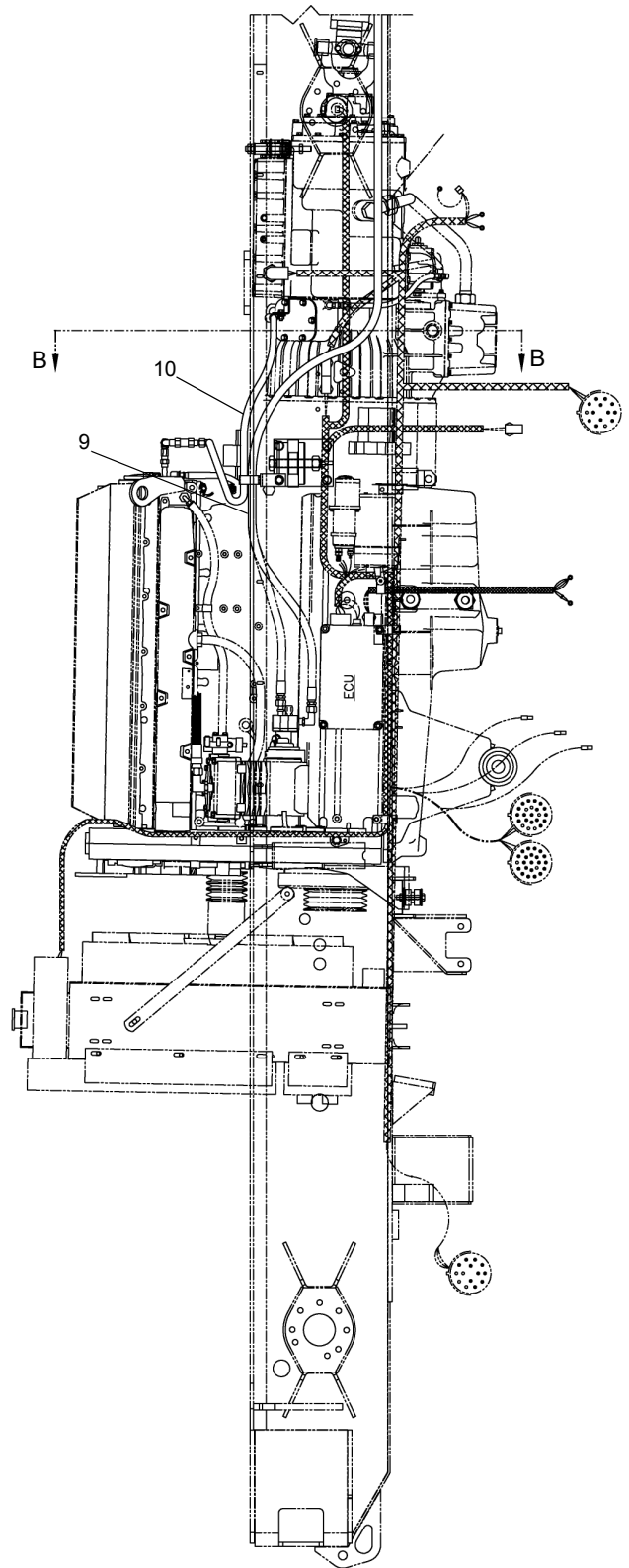
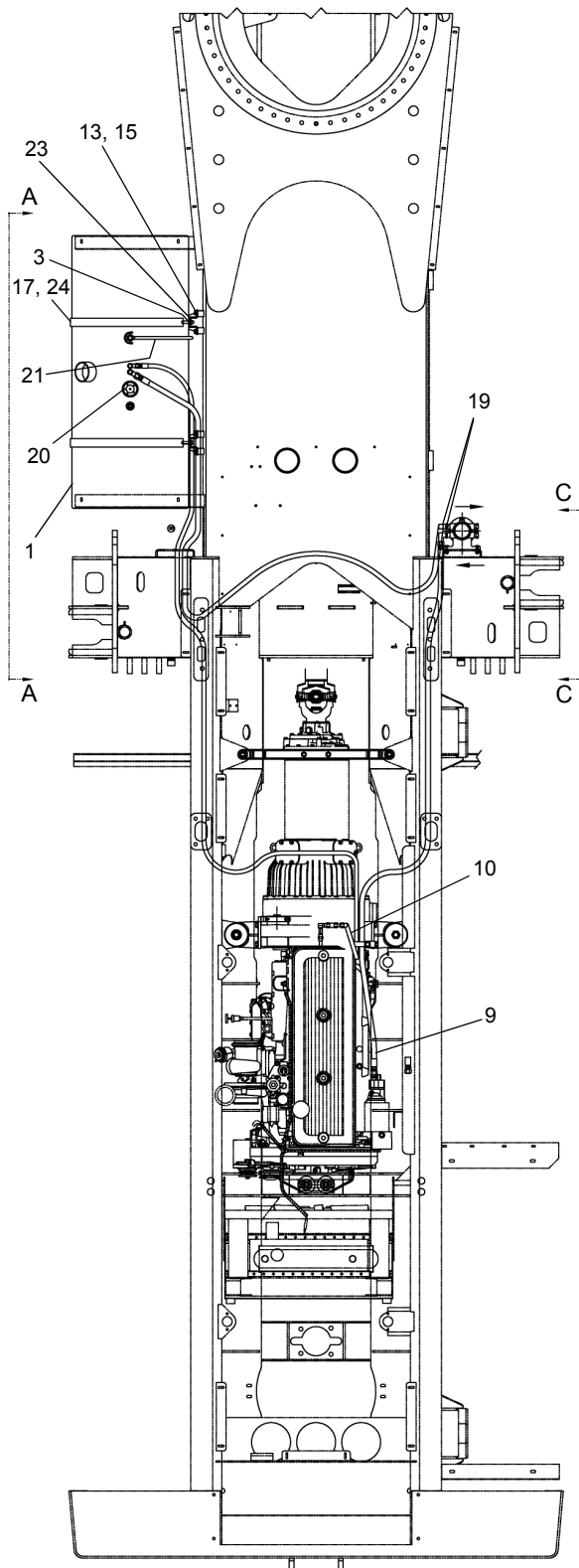
WHEN ORDERING PARTS, SPECIFY MODEL NUMBER, SERIAL NUMBER AND DESCRIPTION OF PARTS REQUIRED



**FUEL TANK ASSY - 100 GAL
(EXPORT ENGINE)**

DATE: Revised 04-2013
 MODEL: T780
 PAGE 2.9

GROUP
2



VIEW IS ROTATED 90° ANTI CLOCKWISE

SEE PAGE 2.11

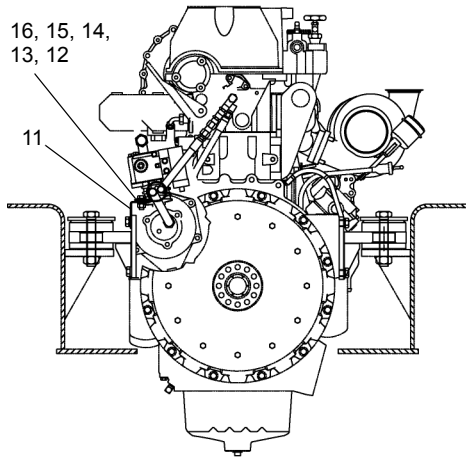
WHEN ORDERING PARTS, SPECIFY MODEL NUMBER, SERIAL NUMBER AND DESCRIPTION OF PARTS REQUIRED



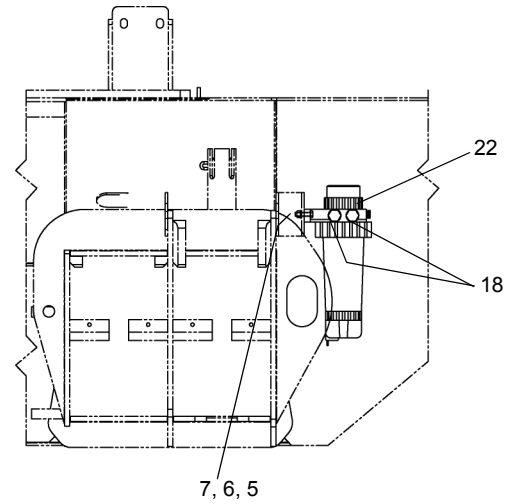
**FUEL SYSTEM ASSY - 100 GAL
(DOMESTIC ENGINE)**

DATE: Released 04-2013
 MODEL: T780
 PAGE 2.10

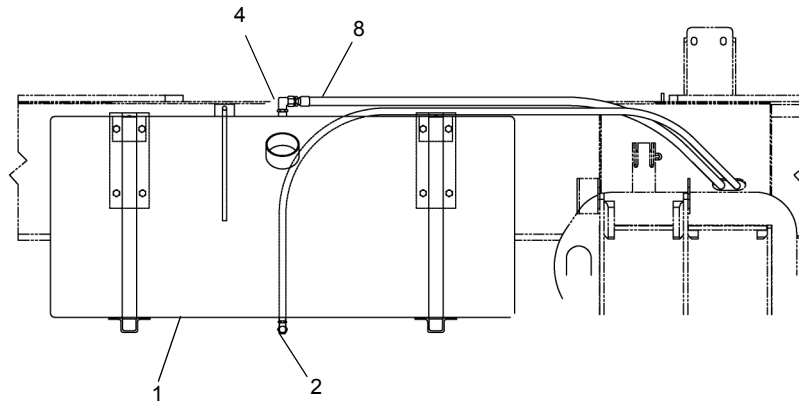
**GROUP
2**



SECTION B - B



VIEW C - C



VIEW A - A

SEE PAGE 2.10

<u>REF</u>	<u>PART NO.</u>	<u>DESCRIPTION</u>	<u>QTY</u>
	717A0329 (Rev K)	<i>Fuel Tank Assembly</i>	
1	717 0172	Tank, Fuel.....	1
2	1219-815	Adapter 90°	1
3	1221-153	1.5 Wide Adhesive Strip	6'
4	1219-464	Adapter, 90°	1
5	1200-63	Capscrew, .38C x 1.50	2
6	1210-20	Washer, Lock, .38	2
7	1205-36	Nut, .38C	2
8	717 0594-114	Hose	1
9	717 0594-126	Hose	1
10	717 0595-202	Hose	1
11	717 0601	Mount, Clamp	1
12	200B2007-16	Clamp	1
13	1200-98	Capscrew, .50C x 1.25	9
14	1209-6	Washer, Flat, .50	1
15	1210-26	Washer, Lock, .50	9
16	1205-58	Nut, .50C	1
17	1221-152	1.75 Wide Rubber Strip	6'
18	1219-232	Plug	2
19	1219-346	Adapter, 90°	2
20	1245-186	Sender, Fuel	1
21	435 1017-24	Hose	1
22	717 1165	Filter, Fuel	1
23	707 7018	Bracket	2
24	707 7018-1	Strap	2

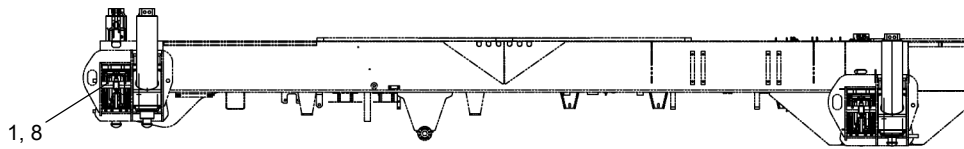
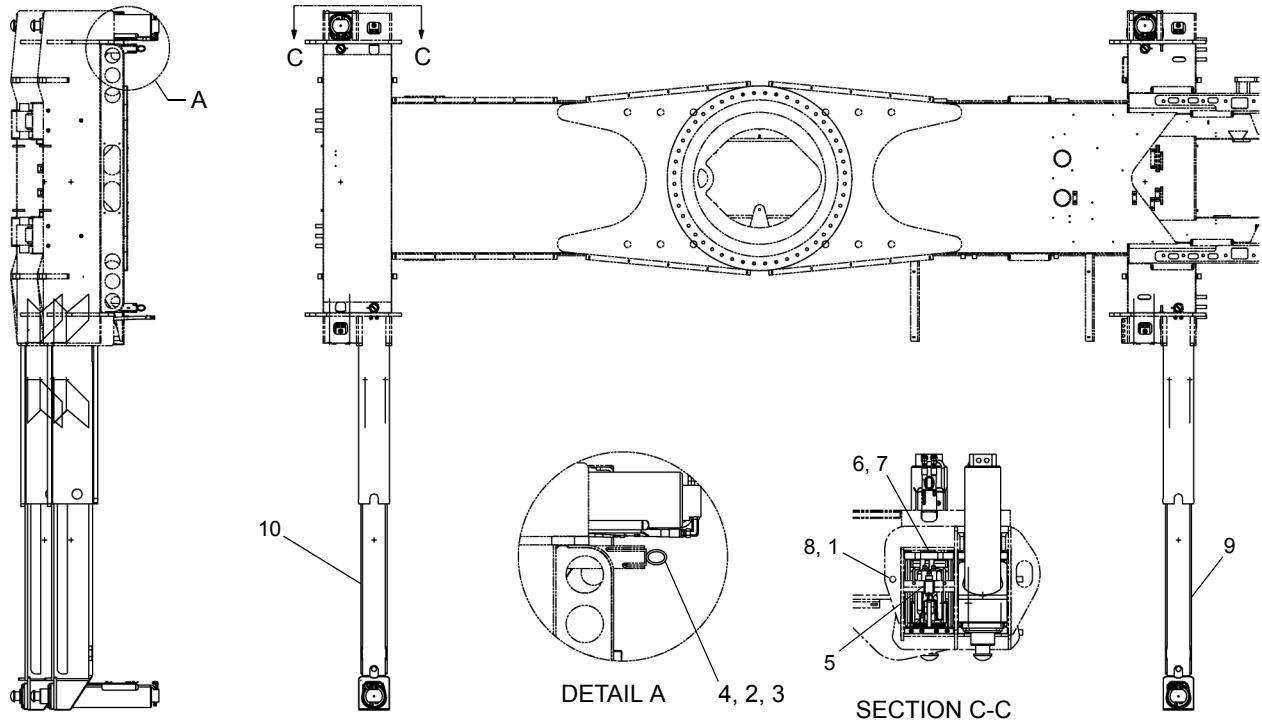
WHEN ORDERING PARTS, SPECIFY MODEL NUMBER, SERIAL NUMBER AND DESCRIPTION OF PARTS REQUIRED



**FUEL SYSTEM ASSY - 100 GAL
(DOMESTIC ENGINE)**

DATE: Released 04-2013
 MODEL: T780
 PAGE 2.11

**GROUP
2**



REF	PART NO.	DESCRIPTION	QTY
	T121257 (Rev B)	<i>Outrigger Assembly</i>	
1	1205-32	Nut, LCK, NYL Patch 0.312-18,ZG2	8
2	12219-1	Cable 7X7 Aircraft Plastic	1
3	1222-225	1/8 Cable Sleeve	4
4	713F0111	Pin Weldment	4
5	717-0859	Pin	4
6	718-0620	Wear Pad	4
7	718-0622	Spacer	4
8	S01-312CB50-25	SCR, HHCS 0.3125-18X2.50, ST Z G5	8
9	T121301	Beam ASSY	2
10	T121302	Beam ASSY	2

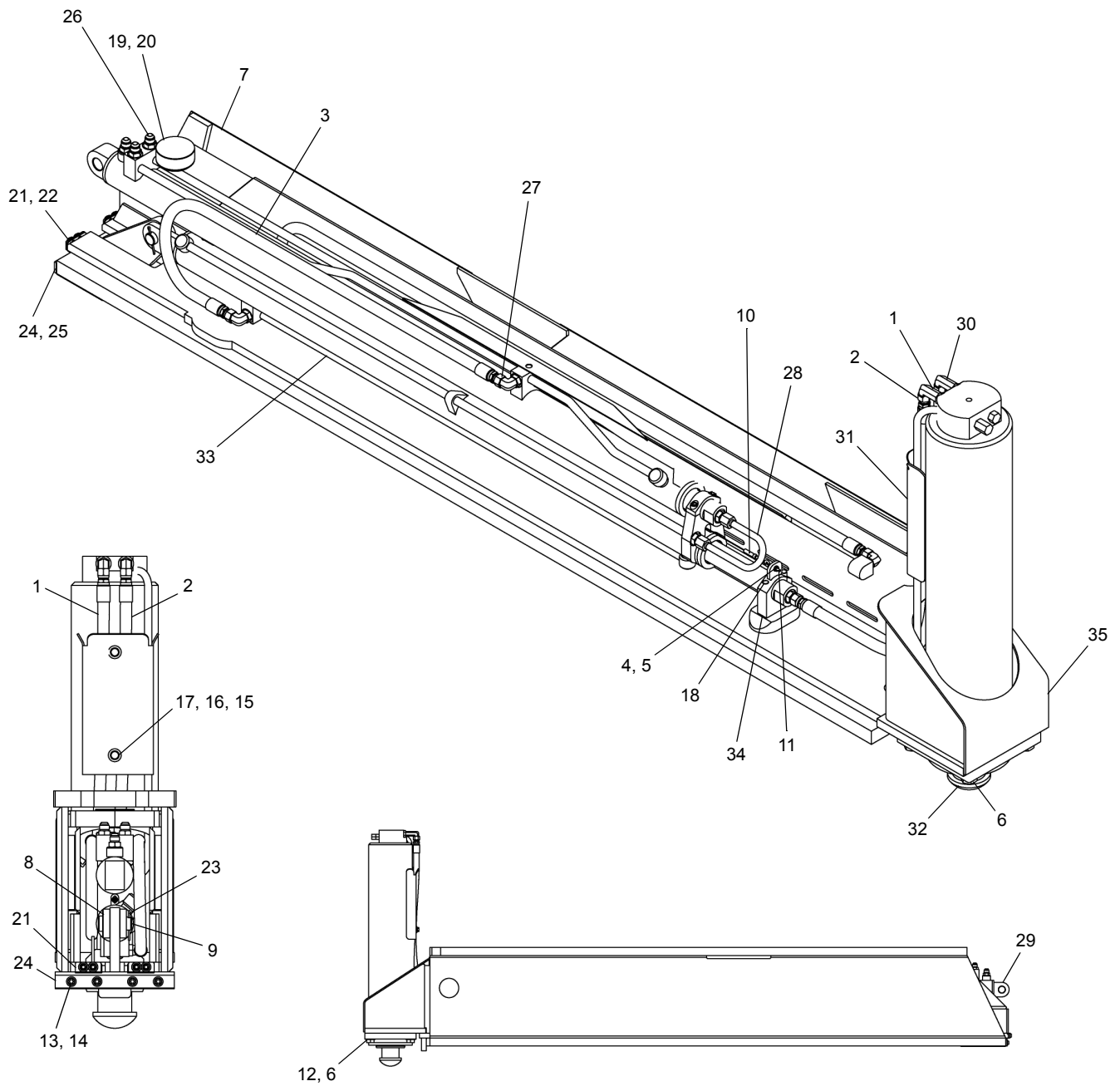
WHEN ORDERING PARTS, SPECIFY MODEL NUMBER, SERIAL NUMBER AND DESCRIPTION OF PARTS REQUIRED



OUTRIGGER ASSEMBLY

DATE: Revised 12-2014
 MODEL: T780
 PAGE 3.1

GROUP
3



SEE PAGE 3.3

WHEN ORDERING PARTS, SPECIFY MODEL NUMBER, SERIAL NUMBER AND DESCRIPTION OF PARTS REQUIRED

 **TEREX**
P/N 12261-690

BEAM ASSY

DATE: Revised 10-2014
MODEL: T780
PAGE 3.2

GROUP
3

SEE PAGE 3.2

REF	PART NO.	DESCRIPTION	QTY
	T121301 (Rev E)	<i>Beam Assembly</i>	
1	716-0222-166-T121301	Hose, -8, 3000, FJIC-8SW/FJIC-8SW, 4200	1
2	716-0222-39-T121301	Hose, -8, 3000, FJIC-8SW/FJIC-8SW, 990	1
3	716-0222-54-T121301	Hose, -8, 3000, FJIC-8SW/FJIC-8SW, 1372	1
4	N23-164C000-20	Nut, HEX, MACH 08-32, ST Z	2
5	WAR-164X000-22	WSH, FL TYP A-REG 08, ST Z	2
6	S01-750CB25-Y8	SCR, HHCS 0.75-10X2.25, ST YZ GR8	4
7	718F0003	Inner Beam	1
8	1208-20	Shim, Round 1.00X2.00X0.048, ST Z	1
9	PIN-718-0595	Pin, Clevis, 1 X 2.25	1
10	T121305	Extension Cable, Sensor	1
11	T121662	Eye Bolt	1
12	WAN-75NX000-20	WSH, FL TYP A-NRW 0.75, ST Z	4
13	1203-255	Screw, Button Head, TORX	8
14	3801801	Washer, Flat, .31, Stainless	8
15	SHF-375C750-25	SCR, HHCS FT 0.375-16X0.75, STZ G5	2
16	W07-375X000-20	WSH, LCK, MED SPLT 0.375, ST Z	2
17	WAW-37WX000-20	WSH, FL TYP A-WID 0.375, ST Z	2
18	S01-500CD00-25	SCR, HHCS 0.50-13X4.00, ST Z GR5	2
19	718-0620	Wear Pad	1
20	718-0622	Spacer	1
21	718-0930	Bar, Inner	2
22	718-0929	Shim, Inner	1
23	P02-125XB00-20	Pin, Cotter 0.125X2.00, ST Z	1
24	718-0932	Bar, Outer	1
25	718-0931	Shim, Outer	1
26	1219-441	Adapter, MJIC-8/MORB-8	6
27	1219-470	Elbow, 90, MJIC-8/MORB-8	3
28	718-0029	Cylinder Tube	1
29	718-0001	Cylinder, Upper Outtrigger	1
30	12019-690	Elbow, 90, MJIC-8/MORB-8, L	2
31	717-0346	Cover, Hose	1
32	718-0728	Cylinder, Jack	1
33	T121256	Cylinder Assembly	1
34	T121255	Clamp, Cylinder	1
35	718F0004	Outer Beam	1

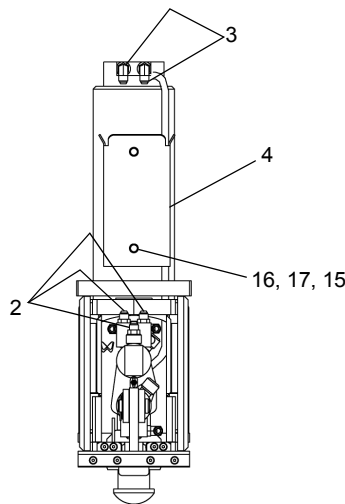
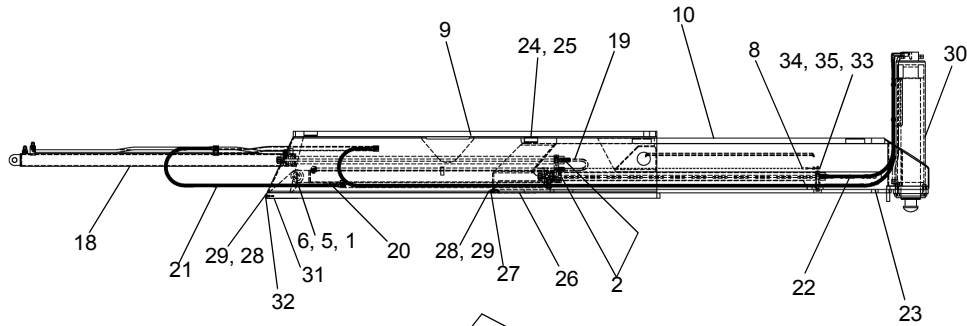
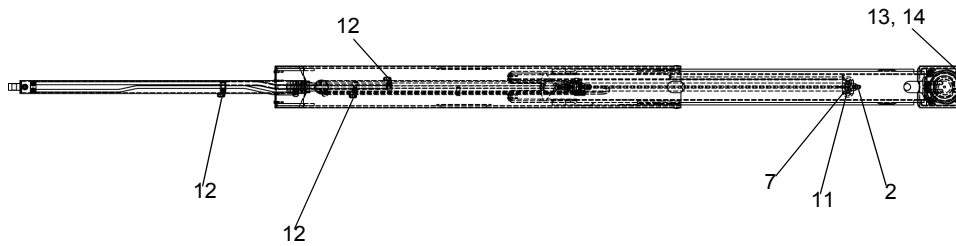
WHEN ORDERING PARTS, SPECIFY MODEL NUMBER, SERIAL NUMBER AND DESCRIPTION OF PARTS REQUIRED



BEAM ASSY

DATE: Revised 10-2014
MODEL: T780
PAGE 3.3

GROUP
3



REF	PART NO.	DESCRIPTION	QTY	REF	PART NO.	DESCRIPTION	QTY
T121302 (Rev D) <i>Beam Assembly</i>							
1	718 0595	1 X 2.25 Clevis Pin.....	1	19	718 0029	Tube, Cylinder.....	1
2	1219-441	Adapter, STR.....	6	20	T121256	Cylinder, O.R. Lower.....	1
3	12019-690	Adapter, 90°.....	2	21	716 0222-54	Hose.....	1
4	717 0346	Cover, Hose.....	1	22	716 0222-39	Hose.....	1
5	1208-20	Washer.....	1	23	716 0222-166	Hose.....	1
6	P02-125XB00-20	Pin, Cotter.....	1	24	718 0620	Wear Pad.....	1
7	T121255	Clamp Cylinder.....	1	25	718 0622	Spacer.....	1
8	T121305	Extension Cable, Sensor.....	1	26	718 0929	Inner Shim.....	1
9	718F0003	Inner Beam.....	1	27	718 0930	Inner Bar.....	2
10	718F0004	Outer Beam.....	1	28	380 1801	5/16 Stainless Flat Washer.....	8
11	S01-500CD00-25	Bolt, .50C X 4.00.....	2	29	1203-255	5/16NC-1 Button HEX	
12	1219-470	Adapter, 90°.....	3			Head SS Screw.....	8
13	S01-750CB25-Y8	Bolt, .75C X 2.25.....	4	30	718 0879	Cylinder.....	1
14	WAN-75NX000-20	Washer, Flat, .75 Hard.....	4	31	718 0931	Outer Shim.....	1
15	W07-375X000-20	Washer, Lock, .38.....	2	32	718 0932	Outer Bar.....	1
16	WAW-37WX000-20	Washer, Flat, .38.....	2	33	T121662	Eye Bolt.....	1
17	SHF-375C750-25	Bolt, .38C X .75.....	2	34	N23-164C000-20	Nut, HEX, MACH 08-32, ST Z.....	2
18	718 0001	Cylinder, O.R. Upper.....	1	35	WAR-164X000-22	WSH, FL TYPA-REG 08, ST Z.....	2

WHEN ORDERING PARTS, SPECIFY MODEL NUMBER, SERIAL NUMBER AND DESCRIPTION OF PARTS REQUIRED

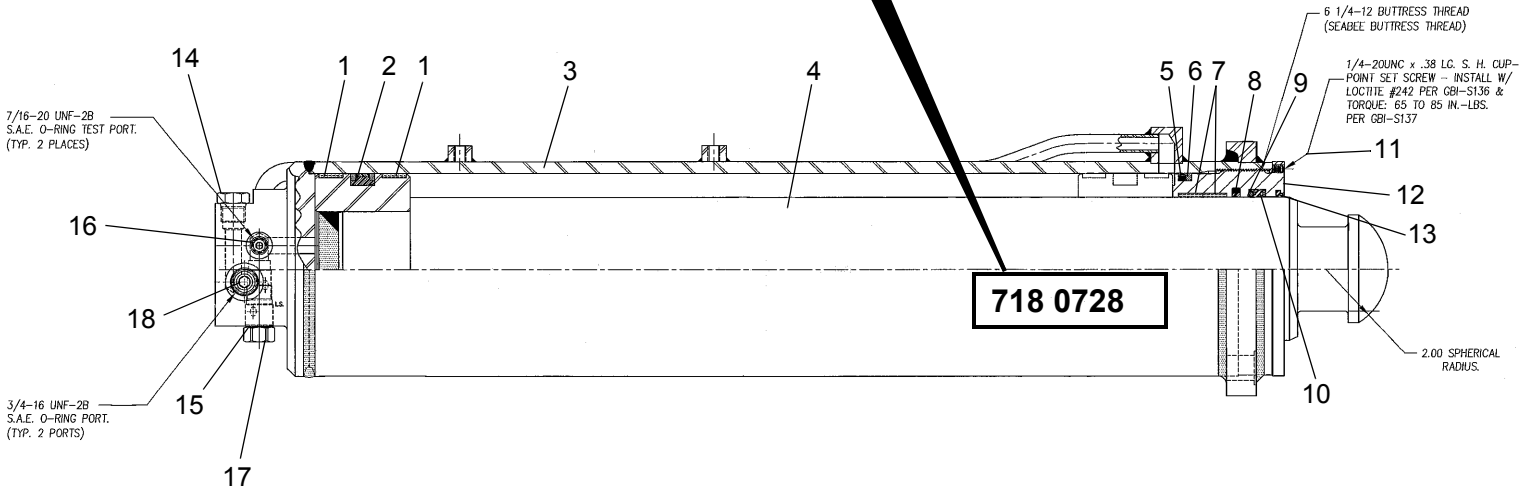


OUTRIGGER BEAM ASSY

DATE: Revised 05-2013
 MODEL: T780
 PAGE 3.4

GROUP
3

718 0728



REF	PART NO.	DESCRIPTION	QTY
	718 0728 (Rev C)	Outrigger Jack Cylinder	
	217235	Seal Kit Special Soft (Includes Items with *)	
1	217250	* Wear Ring, 6.00 x 5.75 x .75	2
2	217249	* Capped "T" Seal, 6.00	1
3	217248	Case Weldment	1
4	216201	Shaft Assembly	1
5	217247	* O-Ring, 5.50 x 6.00 x .25	1
6	217246	* Back-Up, 5.50 x 6.00	1
7	217245	* Wear Ring, 4.75 x 4.50 x .75	2
8	217244	* Step Seal "K", 4.50	1
9	217243	* "DZ" U-Cup ~ 4.50 x 5.00 x .38	1
10	217242	* U-Cup Back-Up ~ 4.50 x 5.00 x .079 THK	1
11	216546	SHCPSS, .25-20 x .38 Lg W/ Nylok Patch	1
12	217241	Head Gland	1
13	217240	* Wiper ~4.50 x 4.935 x .135	1
14	216996	Metal Plug ~ 3/4-16 -8 SAE	2
15	217239	"Sun" C/B Valve ~ CBCA-LIN 600PSI	1
16	217238	Boss Plug ~ 7/16-20 -4 SAE	2
17	217237	"Sun" Check Valve ~ CKCB-XCN	1
18	217236	Boss Plug ~ 3/4-16 -8 SAE	2

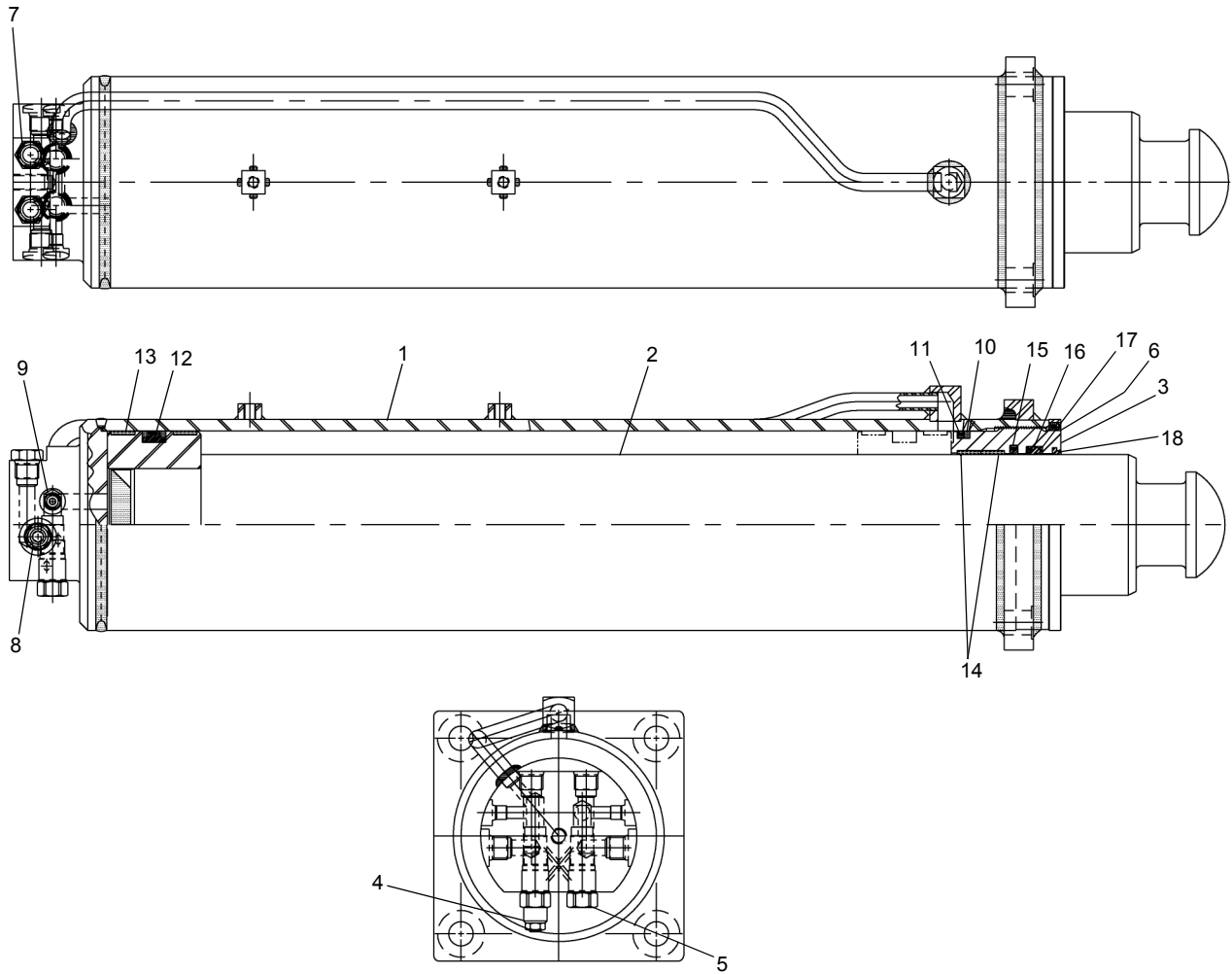
WHEN ORDERING PARTS, SPECIFY MODEL NUMBER, SERIAL NUMBER AND DESCRIPTION OF PARTS REQUIRED



OUTRIGGER JACK CYLINDER SIDES

DATE: Revised 08-2004
MODEL: T780
PAGE 3.5

GROUP
3



<u>REF</u>	<u>PART NO.</u>	<u>DESCRIPTION</u>	<u>QTY</u>
	718 0879 (Rev 00)	<i>Cylinder, Jack</i>	
	222065	<i>Kit Seal 6.000 4.500 AN</i>	
1	226050	Case Weld G 6.000 33.250L	1
2	222051	Rod Weld G 4.500 35.750L SPHER.....	1
3	226051	Head G 6.000 4.500 3.500L Duct.....	1
4	222034	Valve CBAL CBCA-LIN 600	1
5	219866	Valve CKCB-XCN Check.....	1
6	219867	SHSS 0.250-20 0.375 Cup Nylok	1
7	222053	Plug SAE 8 0.750-16 HH STL	2
8	222054	Plug SAE 8 0.750-16 SH STL	2
9	222055	Plug SAE 4 0.438-20 SH STL	2
10	222056	Backup 433 6.000 1758.....	1
11	222057	Oring 433 6.000OD 70N 0.250CS.....	1
12	222058	CST Seal 6.000B 0.760W	1
13	222059	Wring 6.000 5.750 0.750L SC	2
14	222060	Wring 4.750 4.500 0.750 GF	2
15	222061	Seal Rod 4.500R Buffer.....	1
16	222062	UCUP 4.500R 0.250CS 0.375L DPZ.....	1
17	226052	UCB 4.500R 0.250CS 0.080	1
18	222064	Wiper 4.500 0.218 0.135 AN	1

WHEN ORDERING PARTS, SPECIFY MODEL NUMBER, SERIAL NUMBER AND DESCRIPTION OF PARTS REQUIRED

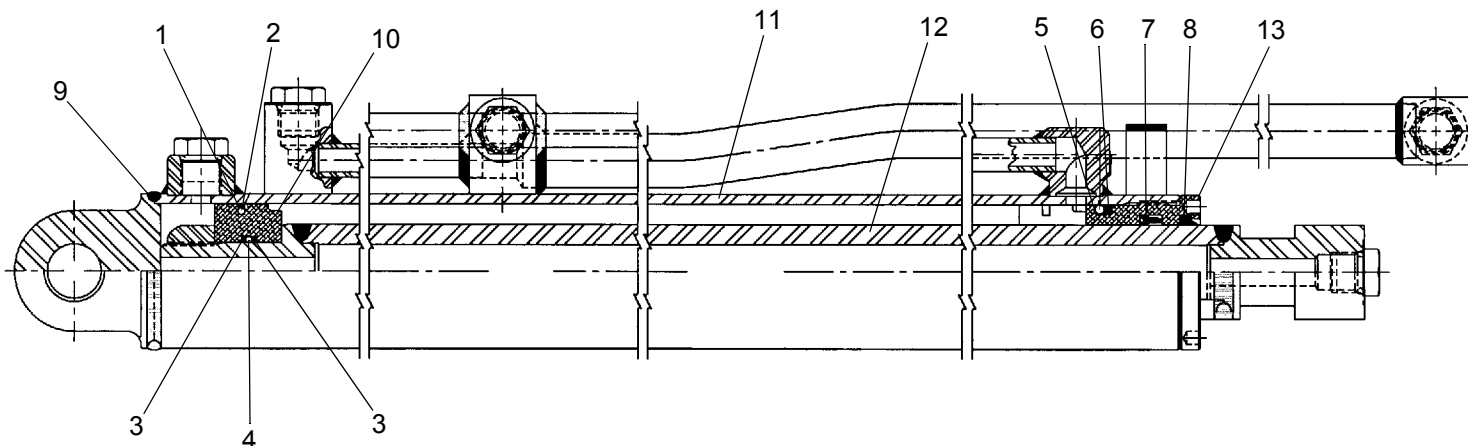


OUTRIGGER JACK CYLINDER SIDES

DATE: Released 06-2013
 MODEL: T780
 PAGE 3.6

GROUP
3

718 0001



REF	PART NO.	DESCRIPTION	QTY
	718 0001 (Rev B)	Upper Outrigger Cylinder	
	216993	Kit, Seal (Includes Items with *)	
1*	215117	TFE Piston Ring.....	1
2*	215118	O-Ring	1
3*	215119	Back-Up Ring.....	2
4*	215120	O-Ring	1
5*	215121	O-Ring	1
6*	215122	Back-Up Ring.....	1
7*	215123	U-Cup	1
8*	215124	Rod Wiper.....	1
9	216994	Locknut	1
10	216995	Piston.....	1
11	216997	Barrel Assembly.....	1
12	216998	Rod Assembly.....	1
13	215129	Internal Head	1
14	216996	Plug, O-Ring Socket Head.....	6

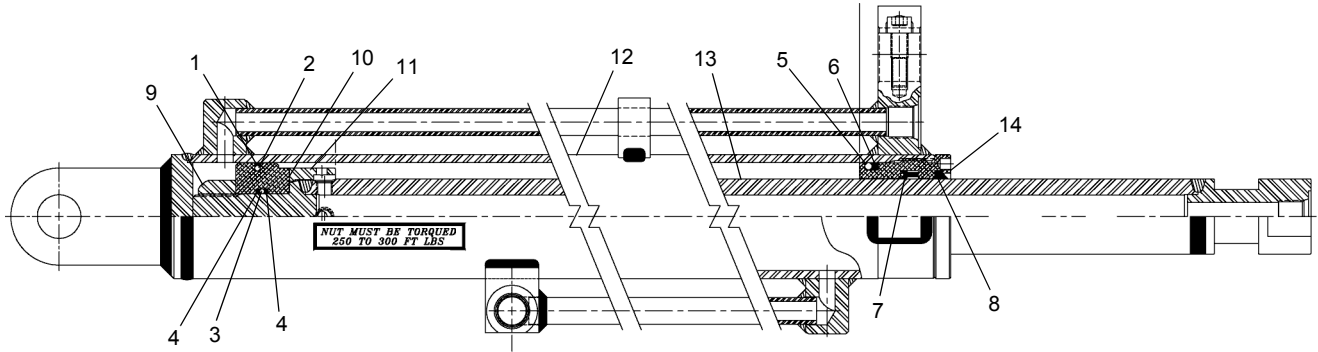
WHEN ORDERING PARTS, SPECIFY MODEL NUMBER, SERIAL NUMBER AND DESCRIPTION OF PARTS REQUIRED



UPPER OUTRIGGER CYLINDER

DATE: Revised 08-2004
 MODEL: T780
 PAGE 3.7

GROUP
3



<u>REF</u>	<u>PART NO.</u>	<u>DESCRIPTION</u>	<u>QTY</u>
	T121256 (Rev A)	Cylinder Assembly	
	216993	Seal Kit (Items 1 through 8)	
1	215117	Teflon Piston Ring	1
2	215118	O-Ring	1
3	215120	O-Ring	1
4	215119	Back-Up Ring	2
5	215121	O-Ring	1
6	215122	Back-Up Ring	1
7	215123	Loaded U-Cup	1
8	215124	Rod Wiper	1
9	223010	Locknut	1
10	225318	Piston	1
11	225319	Spacer	1
12	225320	Barrel Assembly	1
13	225321	Rod Assembly	1
14	215129	Internal Head	1

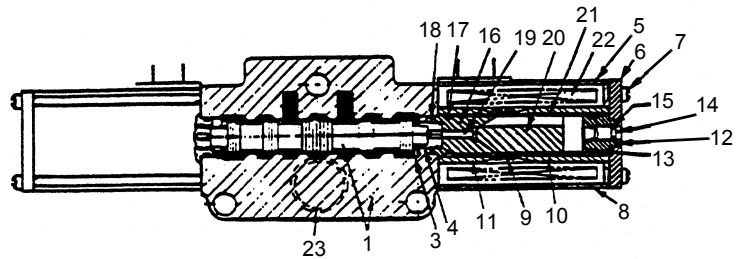
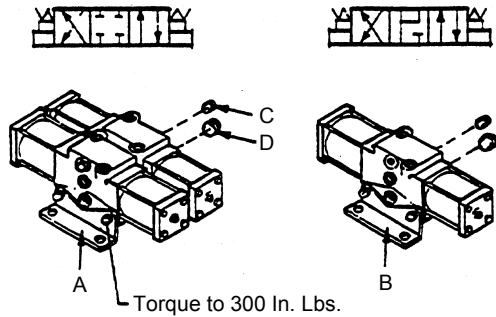
WHEN ORDERING PARTS, SPECIFY MODEL NUMBER, SERIAL NUMBER AND DESCRIPTION OF PARTS REQUIRED



LOWER OUTRIGGER CYLINDER

DATE: Released 05-2013
 MODEL: T780
 PAGE 3.8

GROUP
3



REF	PART NO.	DESCRIPTION	QTY
A	708 2210 (Rev 00)	Valve ASS'Y	2
	29475	Section	4
	205149	Kit, Mounting	2
B	708 2211 (Rev C)	Valve ASS'Y	1
	29476	Section	1
	200900	Kit, Mounting	1
C	1219-860	Plug W/O-Ring	3
	1218-144	O-Ring	3
D	1219-624	Plug W/O-Ring	3
	1218-34	O-Ring	3
	A29309	Kit, Seal	5
		(Includes Items marked with Asterisk * for one section)	

Quantities for Items 1 through 23 for one section

1		Body & Spool ASS'Y	1
3	26841	Washer	1
4	29620	Spring	1
5	26843	Solenoid, Less Coil	1
		(Incl. Items 6 thru 21)	
6	26808	Plate, End	2
7	29595	Screw	8
8	29596	Case	2
9	26802	Spring	2
10	29597	Sleeve, Outer	2
11	29598	Sleeve, Inner	2
12	29599	Guide, Push Pin	2
13	* 29311	O-Ring	2
14	29624	Pin, Push	2
15	* 29310	Ring, Quad	2
16	29602	Cone, Female	2
17	* 29311	O-Ring	2
18	* 29312	O-Ring	2
19	29603	Pin, Push	2
20	29605	Plunger	2
21	29607	Tube, Guide	2
22	24263	Coil	2
23	23291	O-Ring	1
	29627	O-Ring	1

WHEN ORDERING PARTS, SPECIFY MODEL NUMBER, SERIAL NUMBER AND DESCRIPTION OF PARTS REQUIRED



OUTRIGGER VALVES

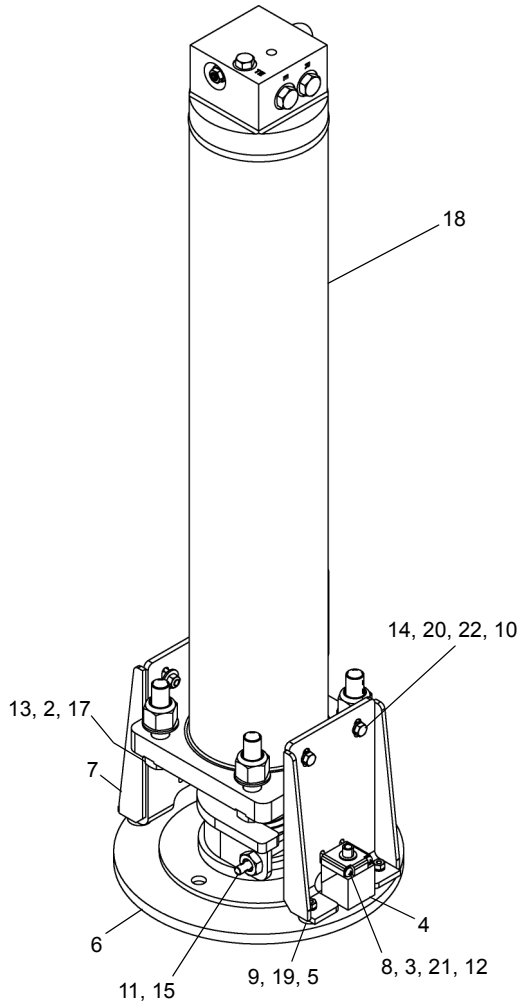
DATE: Revised 05-2013

MODEL: T780

PAGE 3.9

GROUP

3



REF	PART NO.	DESCRIPTION	QTY
	717A0390 (Rev B)	Front Jack Assembly	
1*	1205-43	Nut, LCK, NYL Patch 0.375-16,ZG2	1
2	1209-58	Washer, Flat, .75 Hardened	4
3	1210-7	Washer, Lock, #10	2
4	441-6834	Switch - PROX	1
5	714-0770	Bumper, Rubber	4
6	717F0362	Pad, FRT Jack	1
7	717F0387	Front Pad Stop	2
8	MK62704	Screw, #10-32FF X 2.50	2
9	N04-250C000-25	Nut, HEX 0.25-20, ST Z GR5	4
10	N04-312C000-25	Nut, HEX 0.3125-18, ST Z GR5	4
11	N05-625C000-25	Nut, HEX JAM 0.625-11, ST Z GR5	1
12	N23-190F000-20	Nut, HEX, MACH 10-32, ST Z	2
13	NYH-750F000-22	Nut, NYL-INS HVY 0.75-16,ST Z G2	4
14	S01-312CA00-25	SCR, HHCS 0.3125-18X1.00,ST Z G5	4
15	S01-375CE50-25	SCR, HHCS 0.375-16X5.50,ST Z GR5	1
16*	S01-625CD50-25	SCR, HHCS 0.625-11X4.50,ST Z GR5	1
17	S01-750CC50-Y8	SCR, HHCS 0.75-10X3.50,ST YZ GR8	4
18	T130267	Jack Cylinder	1
19	W07-250X000-20	WSH, LCK, MED SPLT 0.25, ST Z	4
20	W07-312X000-20	WSH, LCK, MED SPLT 0.3125, ST Z	4
21	WAR-187X000-22	WSH, FL TYPA-REG 0.1875, ST Z	2
22	WAW-31WX000-20	WSH, FL TYPA-WID 0.3125, ST Z	8

*ITEMS 1 & 16 ARE NOT SHOWN IN THE ILLUSTRATION

WHEN ORDERING PARTS, SPECIFY MODEL NUMBER, SERIAL NUMBER AND DESCRIPTION OF PARTS REQUIRED

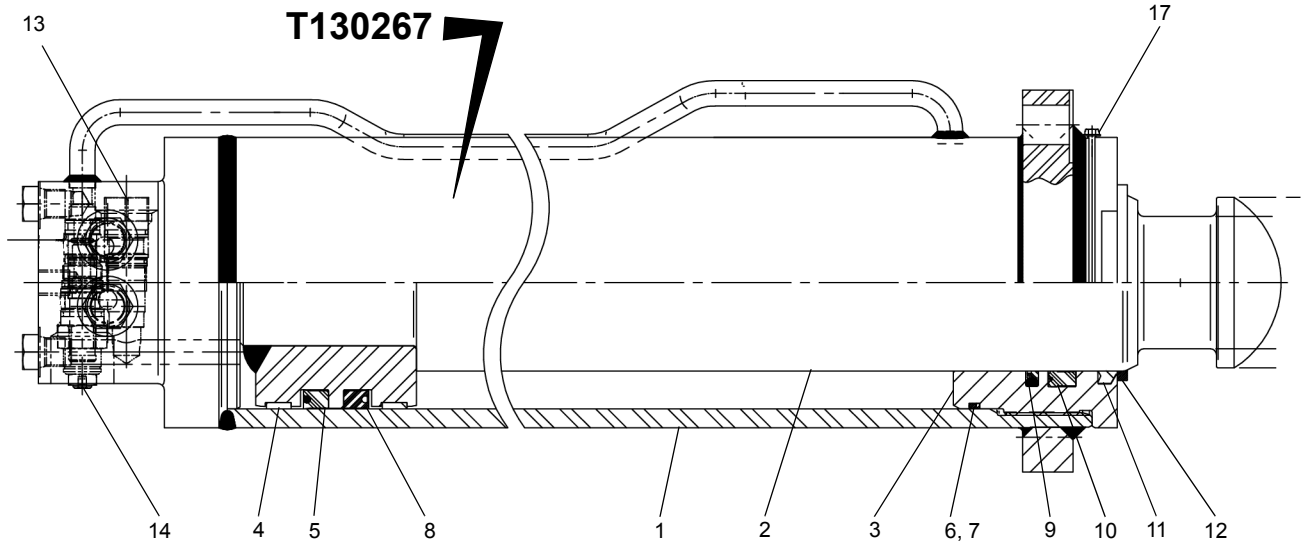
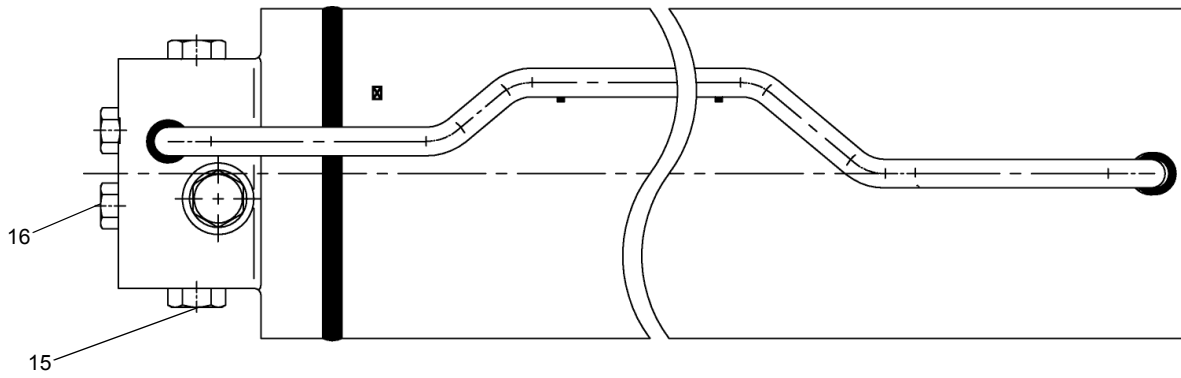


FRONT JACK ASSEMBLY

DATE: Revised 10-2014
 MODEL: T780
 PAGE 3.10

GROUP
3

T130267



REF	PART NO.	DESCRIPTION	QTY
	T130267 (Rev F)	Jack Cylinder	
	227680	Kit, Rebuild (Items 1 through 11)	
1	227670	BARL ASY, 5.75 OD	1
2	227671	Rod ASY,3.50X36.00, Spherical	1
3	227672	GLAND,5.00x3.50x3.25, Butt THD	1
4	227673	Wear Ring, 5.00X4.75X.50, Piston	2
5	227674	Lip Seal, 5.00X4.25X.50	1
6	227675	O-Ring,5.00x4.75, -248, 90D, NITL	1
7	227676	BU Ring, 5.00x4.75,-248, 90D, U/N	1
8	227681	Lip Seal,5.00X4.25X.50, Unloaded	1
9	227677	Buffer Ring	1
10	227678	Lip Seal, 3.50x4.12x0.50	1
11	227679	Wiper, K Series	1
12	227682	Seal Ring, 3.38X3.75,7-340	1
13	224676	Valve, P.O. CHECK,CKCB-XCN	1
14	224677	Valve, Cartridge,C'BAL,CBCA-LIN	1
15	224675	Plug, SAE#8(.75-16), HEX HD	4
16	227683	Plug, SAE#6(.56-18), HEX HD, Steel	2
17	224674	Screw, 8-32, Self Tapping	1

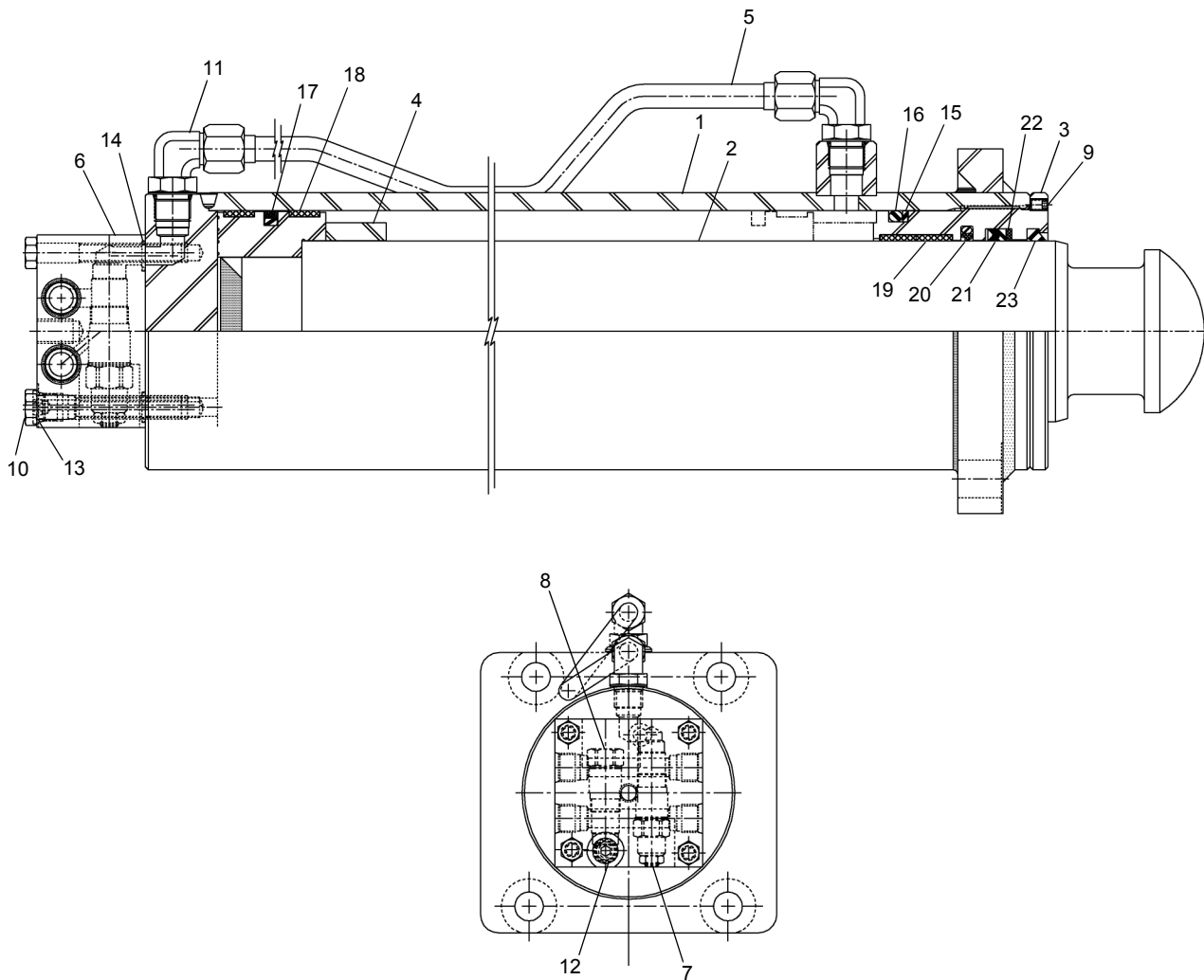
WHEN ORDERING PARTS, SPECIFY MODEL NUMBER, SERIAL NUMBER AND DESCRIPTION OF PARTS REQUIRED



OUTRIGGER JACK CYLINDER (SEABEE CORP)

DATE: Revised 10-2014
MODEL: T780
PAGE 3.11

GROUP
3



REF	PART NO.	DESCRIPTION	QTY
	711 0236-1 (Rev B)	Jack Cylinder	
	219873	Kit Seal 5.000 3.750	
1	219860	Case Weld G 5.000 34.250L.....	1
2	219861	Rod Weld G 3.750 36.375L.....	1
3	219862	Head G 5.000 3.750 3.625L STL.....	1
4	219863	Spacer G 3.760 4.500 1.250L.....	1
5	219864	Fluid Line G 0.500 27.375L STL.....	1
6	219865	Valve Block G 2.250 4.000 ALUM.....	1
7	222034	Valve CBAL CBCA-LIN 600.....	1
8	219866	Valve CKCB-XCN Check.....	1
9	219867	SHSS 0.250-20 0.375 Cup Nylok.....	1
10	219846	HHCS 0.375-16 3.000 GR8.....	4
11	219847	Fitting 8 SAE 0.500D Elbow.....	2
12	222035	Plug SAE 6 0.563-18 SH STL.....	1
13	219848	Oring 906 0.624OD 70N 0.078CS.....	1
14	219849	Oring 111 0.625OD 70N 0.094CS.....	2
15	219850	Backup 425 5.000OD HYT 1758.....	1
16	219851	Oring 425 5.000OD 70N 0.250 CS.....	1
17	219852	AQ Seal 5.000 4.384 0.288 TFE.....	1
18	219853	Wring 5.000 4.750 0.625L SC.....	2
19	219868	Wring 4.000 3.750 0.750 GF.....	2
20	219869	Buffer 3.750 R 0.247 4.344.....	1
21	219870	UCUP 3.750R 0.250CS 0.375 DZL TFL.....	1
22	219871	UCB G 3.770 4.245 0.125 NYT.....	1
23	219872	Wiper 3.750 0.250 0.250 D.....	1

For Field Replacement, Use Service Kit #226053

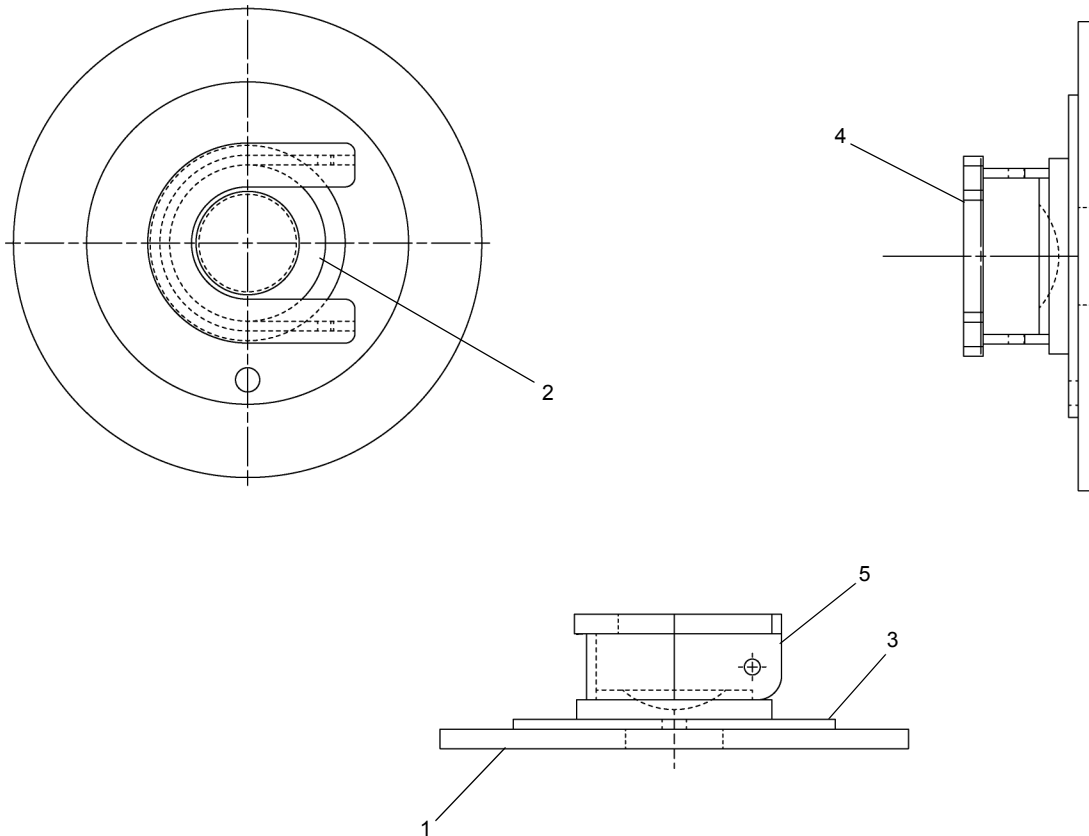
WHEN ORDERING PARTS, SPECIFY MODEL NUMBER, SERIAL NUMBER AND DESCRIPTION OF PARTS REQUIRED



JACK CYLINDER

DATE: Released 06-2013
 MODEL: T780
 PAGE 3.12

GROUP
3



<u>REF</u>	<u>PART NO.</u>	<u>DESCRIPTION</u>	<u>QTY</u>
	717F0362 (Rev C)	<i>Pad, FRT Jack</i>	
1	717-0361	Disk 12.00 OD.....	1
2	709-7638	Block	1
3	708-0813	Plate 8.25 OD.....	1
4	717-0997	Plate.....	1
5	717-0996	Bracket.....	1

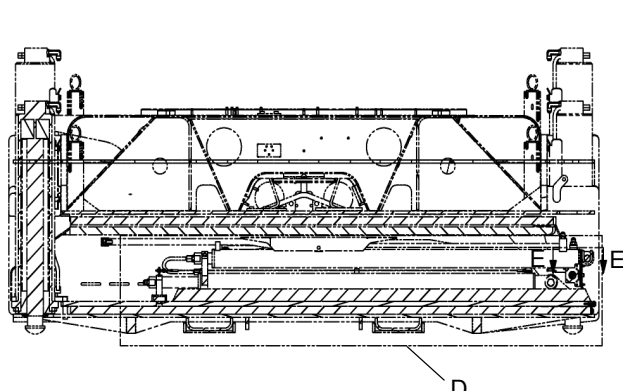
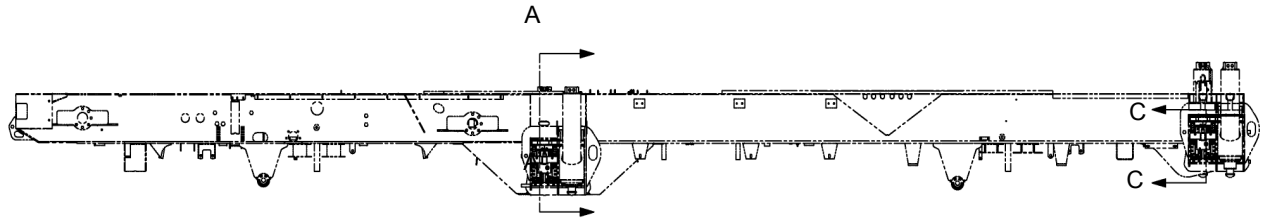
WHEN ORDERING PARTS, SPECIFY MODEL NUMBER, SERIAL NUMBER AND DESCRIPTION OF PARTS REQUIRED



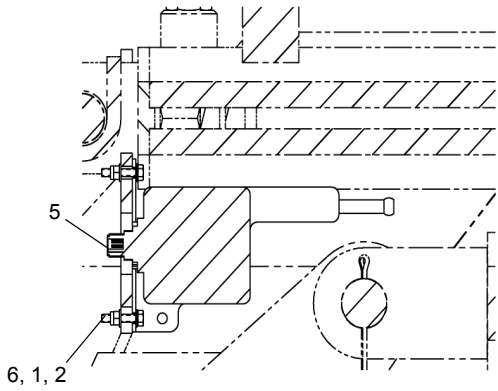
FRONT JACK PAD

DATE: Released 05-2013
 MODEL: T780
 PAGE 3.13

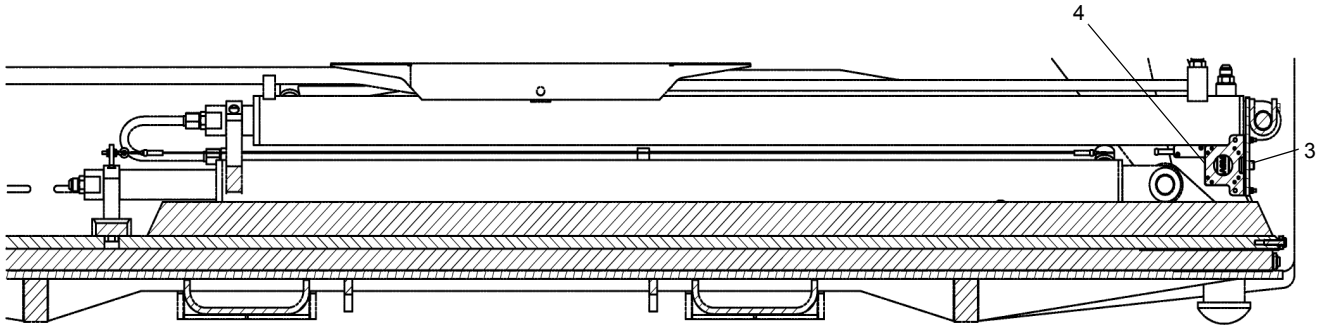
GROUP
3



SECTION A-A



SECTION C-C



DETAIL D

REF	PART NO.	DESCRIPTION	QTY
	T121258 (Rev C)	Outrigger Sensor ASSY	
1	NYM-407M000-Y8	HEX Nut, Nylon Insert Metric.....	16
2	SMF-407M020-28	SCR, HHCS M4-0.8X20 FT, ST Z8.8 .16	
3	T121238	Plate, Sensor Mount	4
4	T121304	Sensor, Outrigger	4
5	T121923	Harness ORPS	4
6	WMH-40MX000-P0	WSH, Flat, Hard M4 D125, STL	32

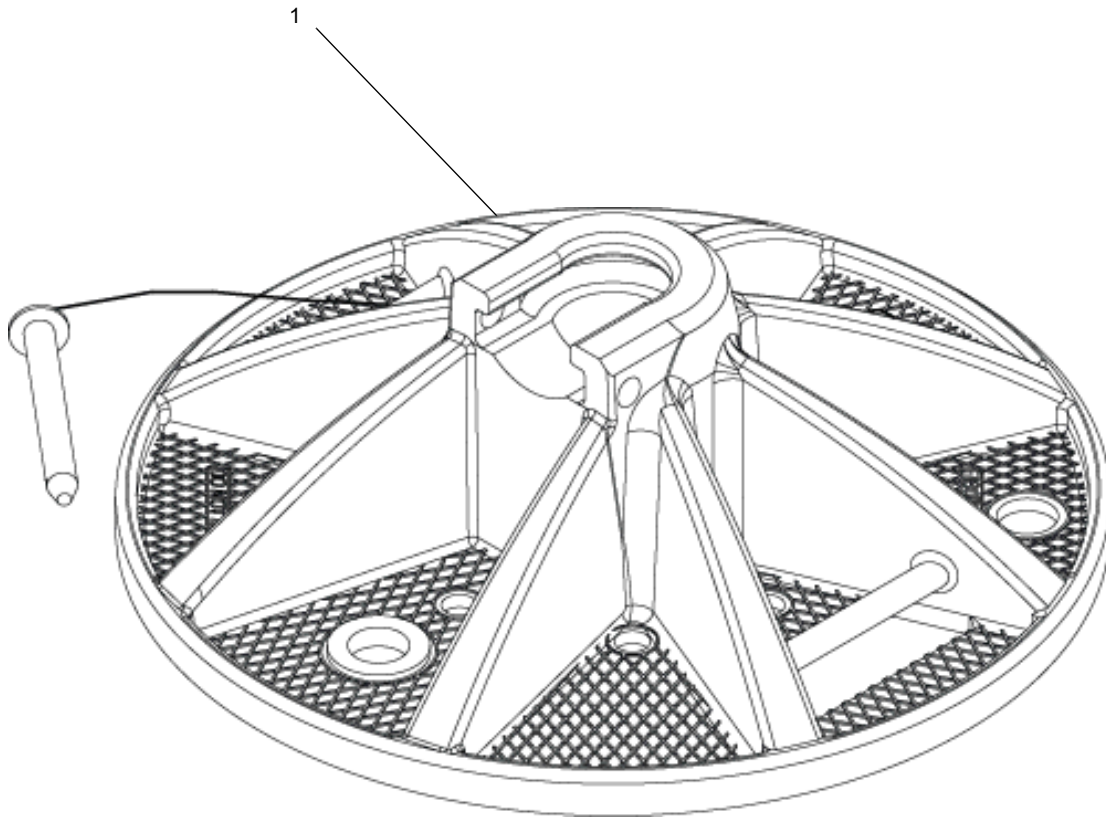
WHEN ORDERING PARTS, SPECIFY MODEL NUMBER, SERIAL NUMBER AND DESCRIPTION OF PARTS REQUIRED



OUTRIGGER SENSOR ASSEMBLY

DATE: Revised 10-2014
 MODEL: T780
 PAGE 3.14

GROUP
3



<u>REF</u>	<u>PART NO.</u>	<u>DESCRIPTION</u>	<u>QTY</u>
	718A0805 (Rev A)	O.R. Pad ASSY	
1	718 0751	Pad Outrigger 24"	4

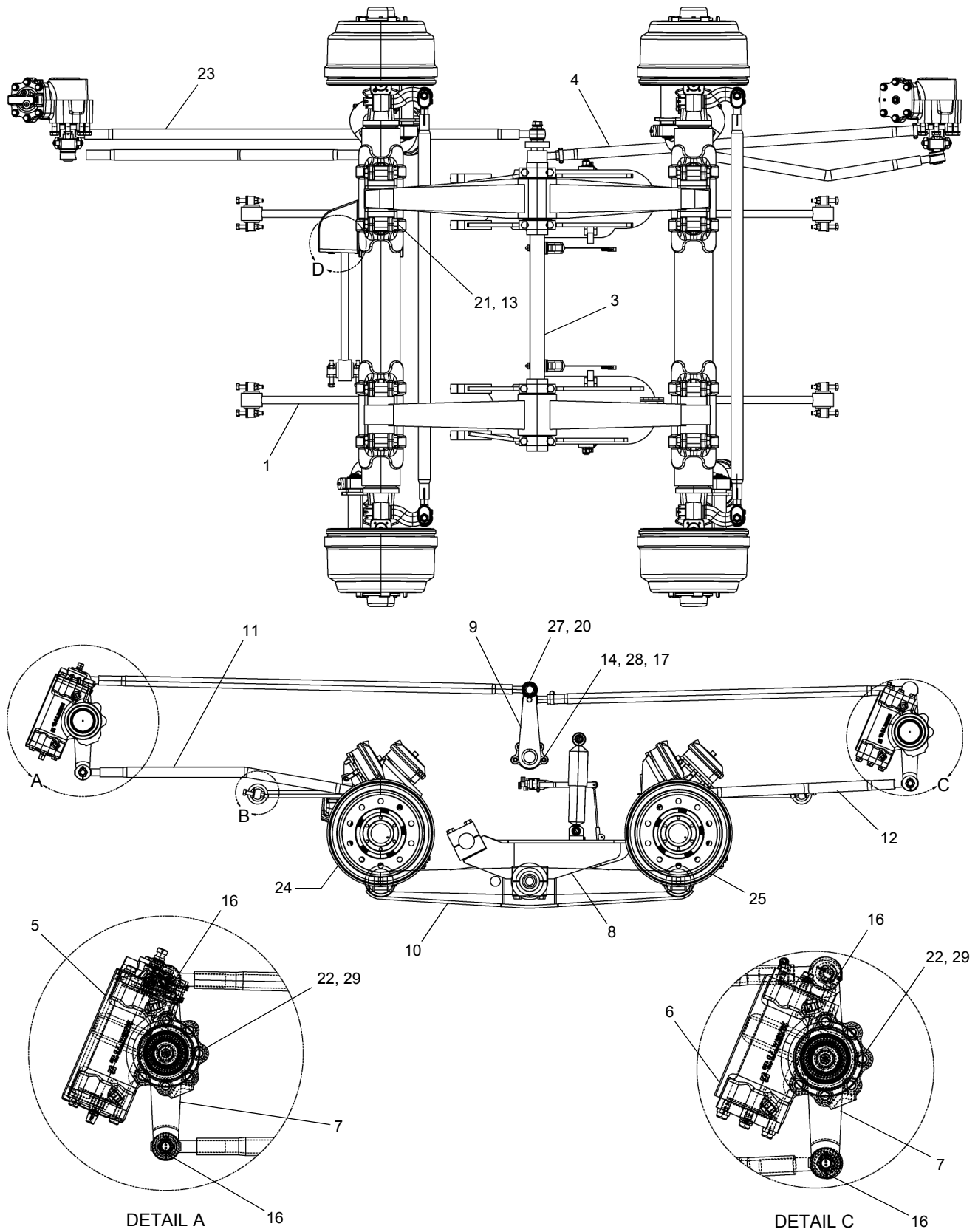
WHEN ORDERING PARTS, SPECIFY MODEL NUMBER, SERIAL NUMBER AND DESCRIPTION OF PARTS REQUIRED



O.R. PAD ASSY

DATE: Revised 12-2014
 MODEL: T780
 PAGE 3.15

GROUP
3



SEE PAGE 4.2

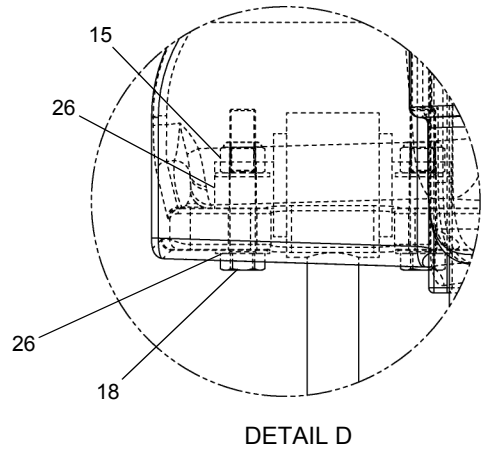
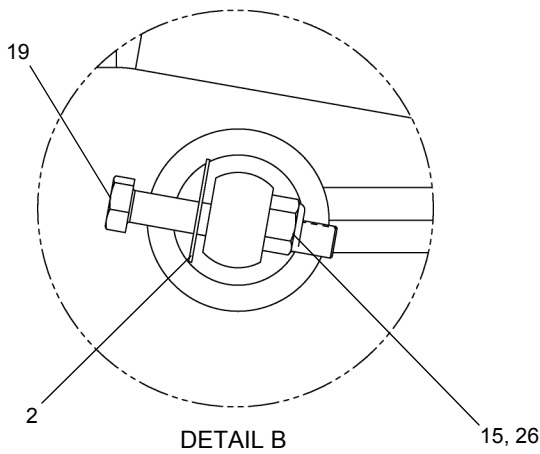
WHEN ORDERING PARTS, SPECIFY MODEL NUMBER, SERIAL NUMBER AND DESCRIPTION OF PARTS REQUIRED

TEREX
P/N 12261-690

FRONT SUSPENSION ASSY

DATE: Revised 04-2013
MODEL: T780
PAGE 4.1

GROUP
4



SEE PAGE 4.1

REF	PART NO.	DESCRIPTION	QTY
	722A0194 (Rev E)	<i>Front Suspension Assembly</i>	
1	717-0178	Torque Rod.....	5
2	717-0180	Shim 2.00 X 1.50 X 0.060.....	10
3	717-0181	Tube, Center Cross	1
4	717 0413	Steering Link	1
5	717-1224	Gear ASSY, Power Steering	1
6	717-1225	Gear ASSY, PWR STRNG, Slave.....	1
7	717-1226	Arm, Vertical Socket.....	2
8	717A0375	Suspension Assembly	1
9	717A0851	Steering Pivot ASSY.....	1
10	718-0706	Beam Assembly 52.00.....	1
11	722-0191	Drag Link, Front.....	1
12	722-0192	Drag Link, Rear	1
13	NTT-A00C000-2A	Nut, HX-TPLCK-TH 1.00-8, ST Z GA	8
14	NYL-500C000-25	Nut, HEX NYL-INS 0.50-13, ST Z G5.....	4
15	NYL-625F000-Y8	Nut, HX NYL-INS 0.625-18, ST YZ G8.....	20
16	P02-156XA75-20	Pin, Cotter 0.1562X1.75, ST Z	4
17	S01-500CA75-25	SCR, HHCS 0.50-13X1.75, ST Z GR5	4
18	S01-625FC50-Y8	SCR, HHCS 0.625-18X3.50, ST YZ G8	10
19	S01-625FD00-Y8	SCR, HHCS 0.625-18X4.00, ST YZ G8	10
20	S01-875CD00-Y8	SCR, HHCS 0.875-9X4.00, ST YZ GR8.....	2
21	S01-A00CE00-25	SCR, HHCS 1.00-8X5.00, ST Z GR5	8
22	S07-B0FM070-29	SCR, HHCS M20-2.5X70 PT, ST Z 10.9.....	12
23	T118121	Steering Link Upper Front	1
24	T127197	Axle, Front Steer (Ref Page 5.1)	1
25	T127198	Axle, Rear Steer (Ref Page 5.2).....	1
26	WAH-62NX000-Y2	WSH, FL HRD A-NRW 0.625, ST YZ.....	30
27	WAN-87NX000-20	WSH, FL TYPA-NRW 0.875, ST Z	2
28	WAW-50WX000-20	WSH, FL TYPA-WID 0.50, ST Z.....	8
29	WMH-020X000-20	WSH, Flat, Hard M20 D125, ST Z	12

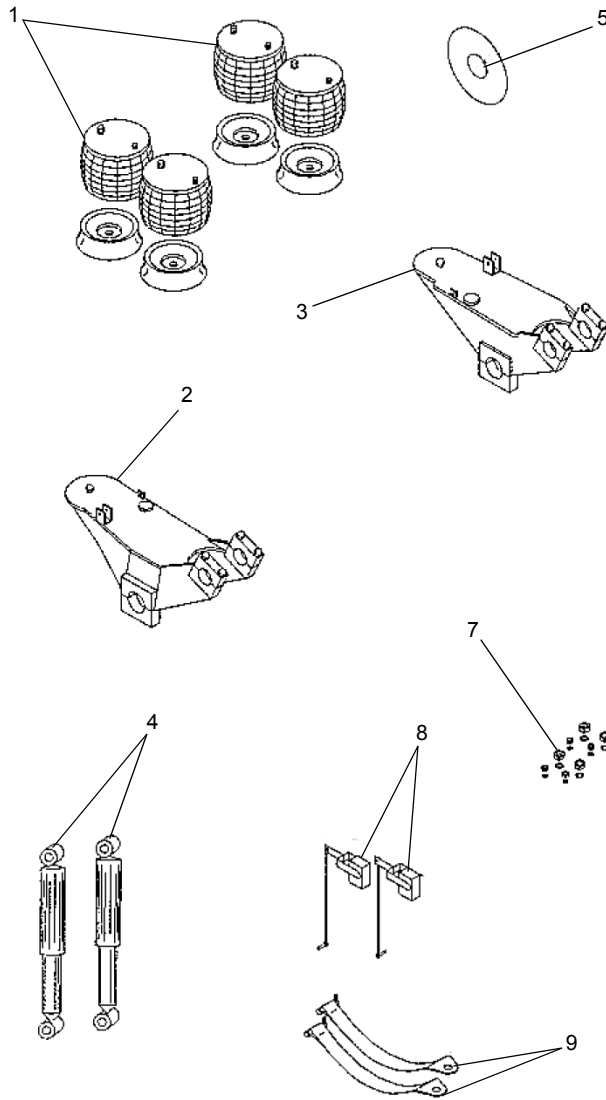
WHEN ORDERING PARTS, SPECIFY MODEL NUMBER, SERIAL NUMBER AND DESCRIPTION OF PARTS REQUIRED



FRONT SUSPENSION ASSY

DATE: Revised 04-2013
 MODEL: T780
 PAGE 4.2

GROUP
4



REF	PART NO.	DESCRIPTION	QTY
	717A0375 (Rev B)	<i>Front Suspension</i>	
1	219125	Air Bag Assembly	1
2	225466	Right Lower Saddle	1
3	225467	Left Lower Saddle	1
4	225468	Shock Assembly	1
5	220605	End Bushing Shim	16
6*	219123	Air Restraint Assembly.....	1
7	219049	Restraint Assembly.....	1
8	219048	Height Control Valve & Linkage Assembly	1
9	225469	Air Spring Nuts And Washers	1

* ITEM 6 IS NOT SHOWN IN THE ILLUSTRATION

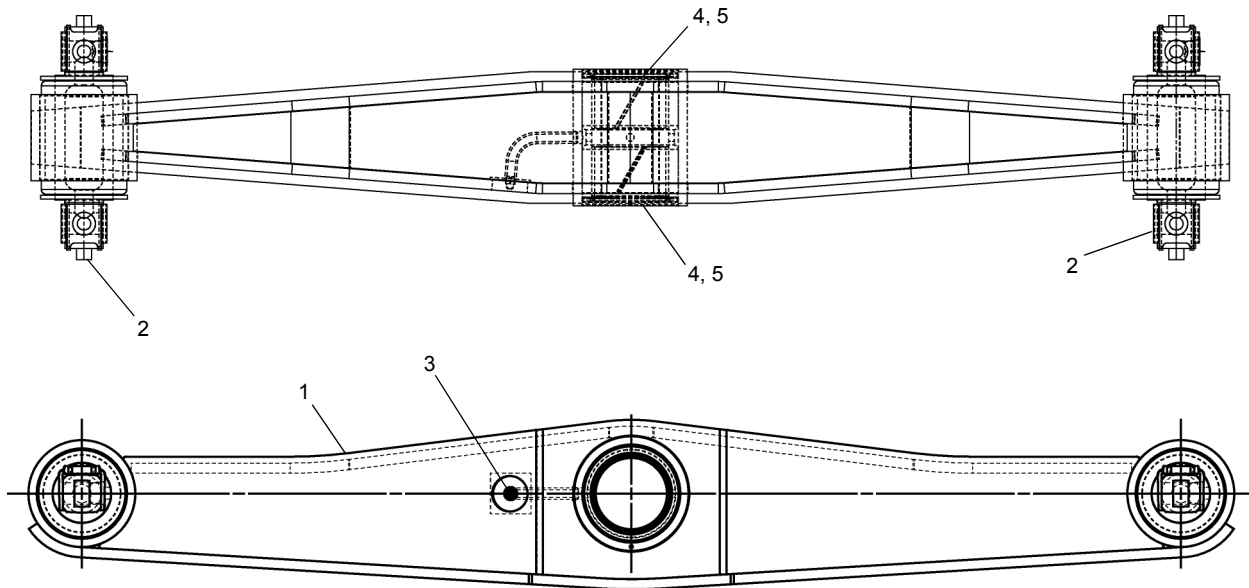
WHEN ORDERING PARTS, SPECIFY MODEL NUMBER, SERIAL NUMBER AND DESCRIPTION OF PARTS REQUIRED



FRONT SUSPENSION

DATE: Released 04-2013
 MODEL: T780
 PAGE 4.3

GROUP
4



REF	PART NO.	DESCRIPTION	QTY
	718 0706 (Rev 00)	<i>BOGY Beam Kit</i>	
1	225017	Beam Fabrication	1
2	225018	Bushing Assembly	2
3	225019	Fitting	1
4	225020	Seal	2
5	225021	Closure Center Bushing	2

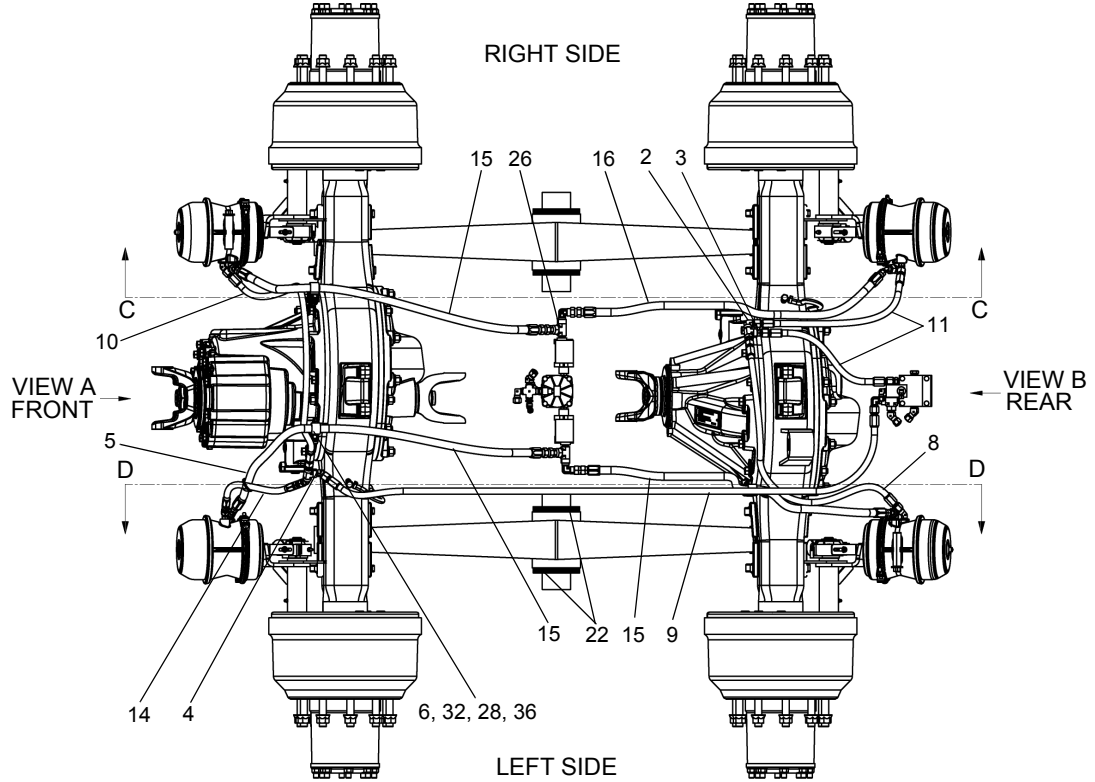
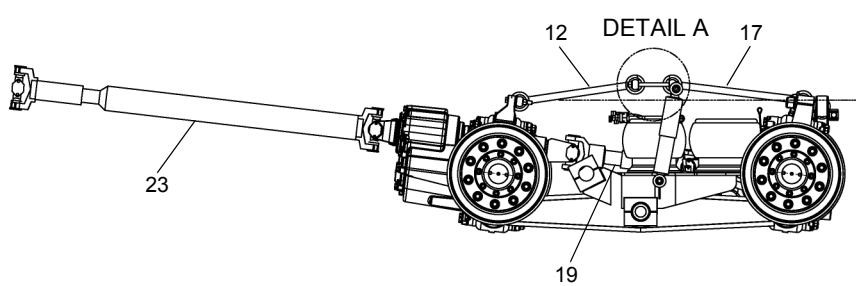
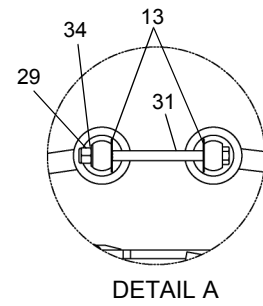
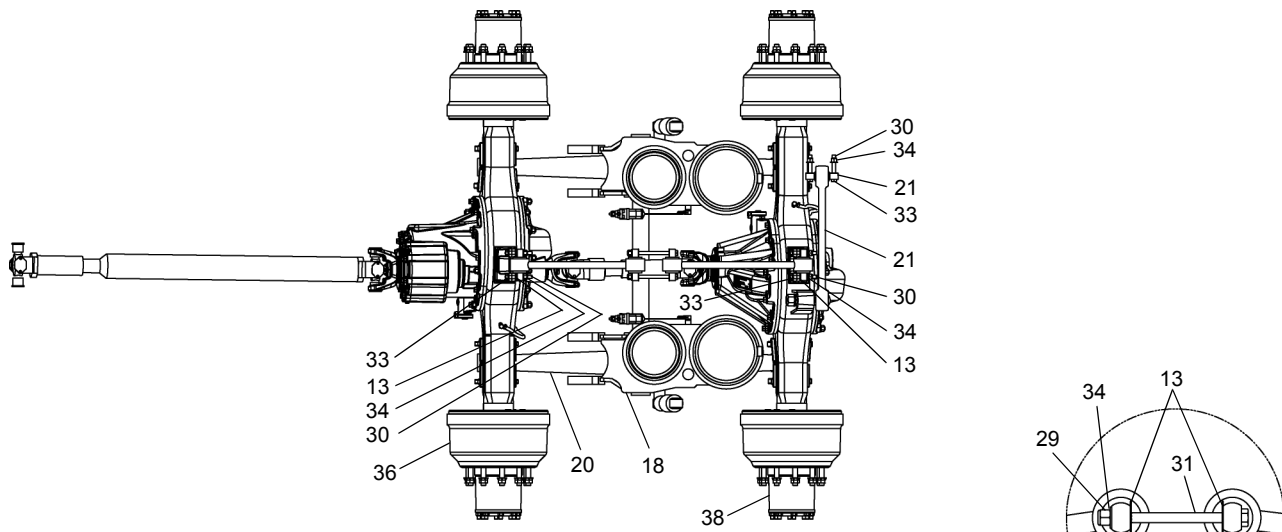
WHEN ORDERING PARTS, SPECIFY MODEL NUMBER, SERIAL NUMBER AND DESCRIPTION OF PARTS REQUIRED



BEAM ASSEMBLY 52.00

DATE: Released 04-2013
 MODEL: T780
 PAGE 4.4

GROUP
4



SEE PAGE 4.7

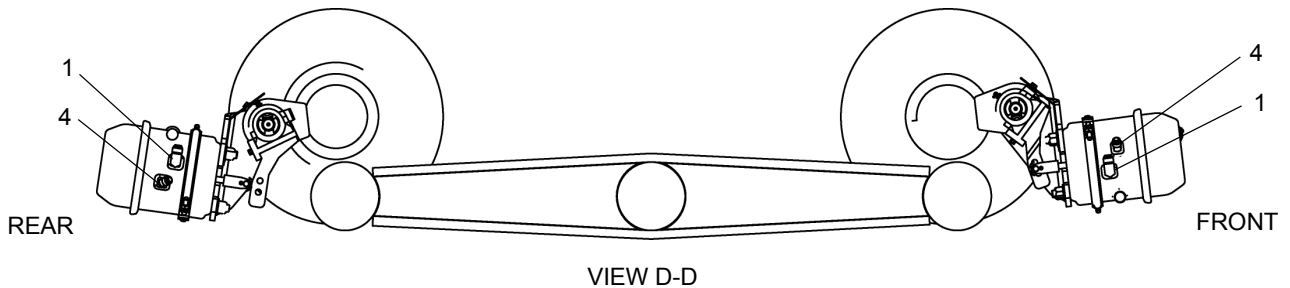
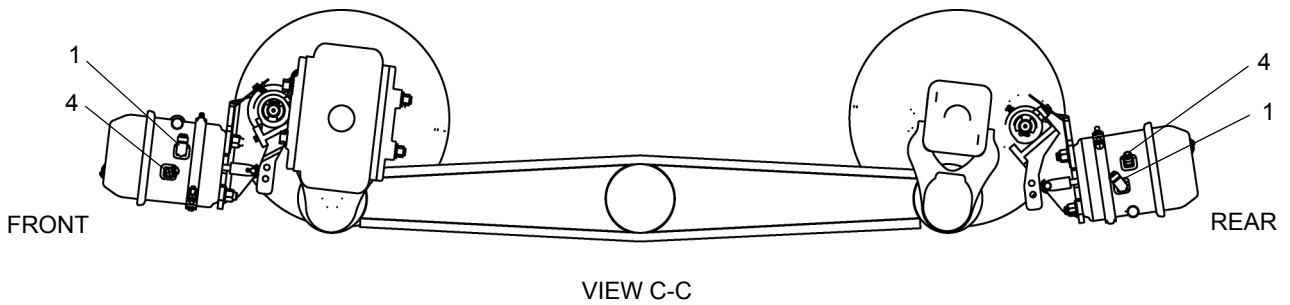
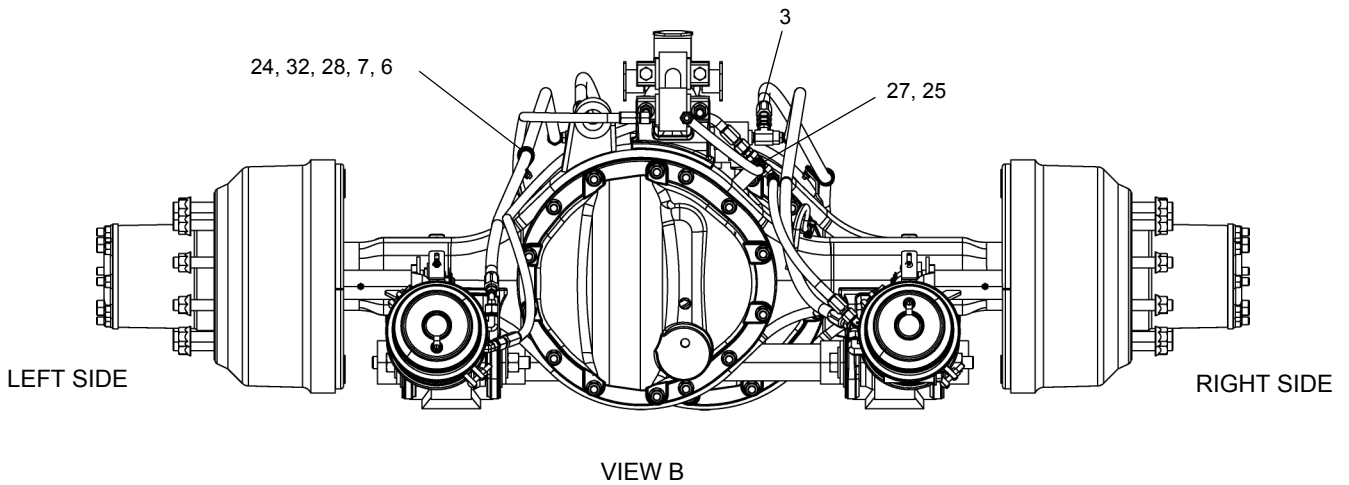
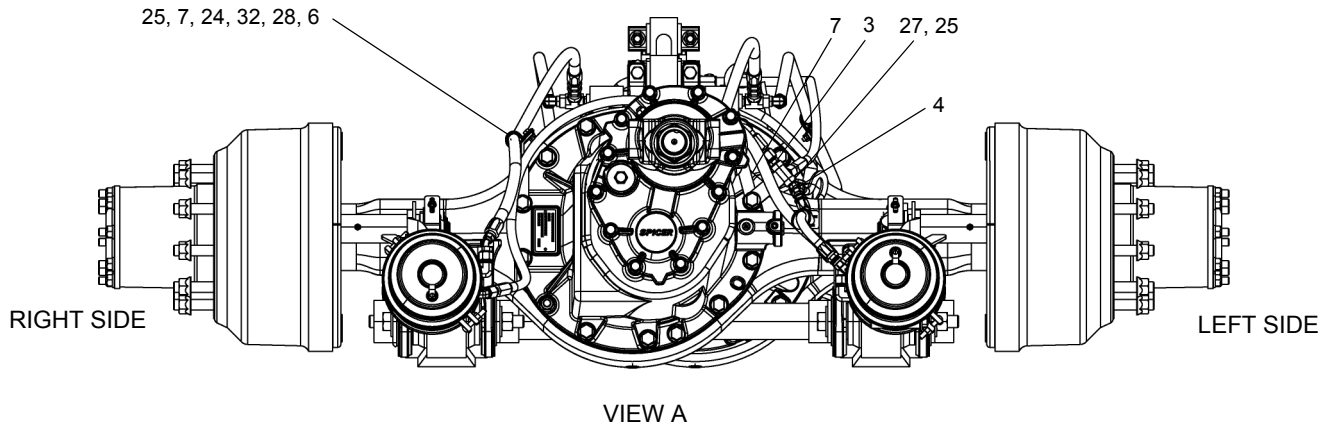
WHEN ORDERING PARTS, SPECIFY MODEL NUMBER, SERIAL NUMBER AND DESCRIPTION OF PARTS REQUIRED



REAR SUSPENSION ASSEMBLY

DATE: Revised 04-2013
MODEL: T780
PAGE 4.5

GROUP
4



SEE PAGE 4.7

WHEN ORDERING PARTS, SPECIFY MODEL NUMBER, SERIAL NUMBER AND DESCRIPTION OF PARTS REQUIRED



REAR SUSPENSION ASSEMBLY

DATE: Revised 04-2013
MODEL: T780
PAGE 4.6


GROUP
4

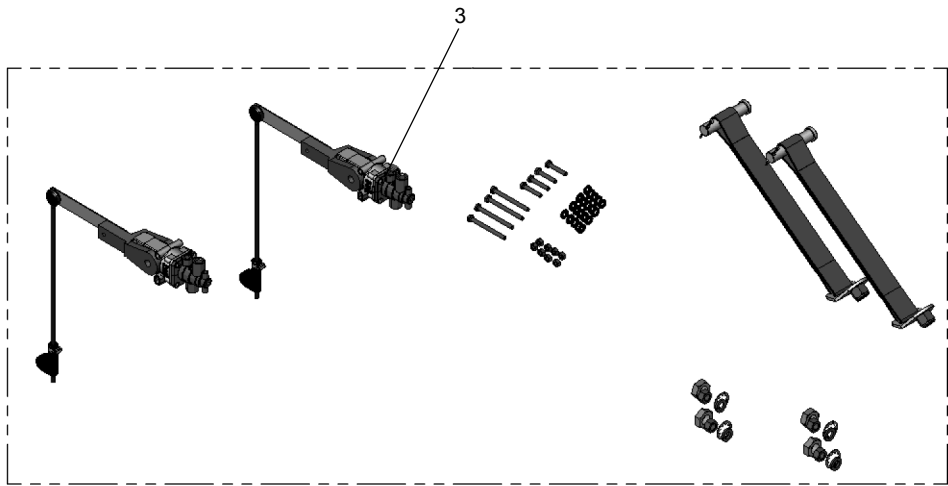
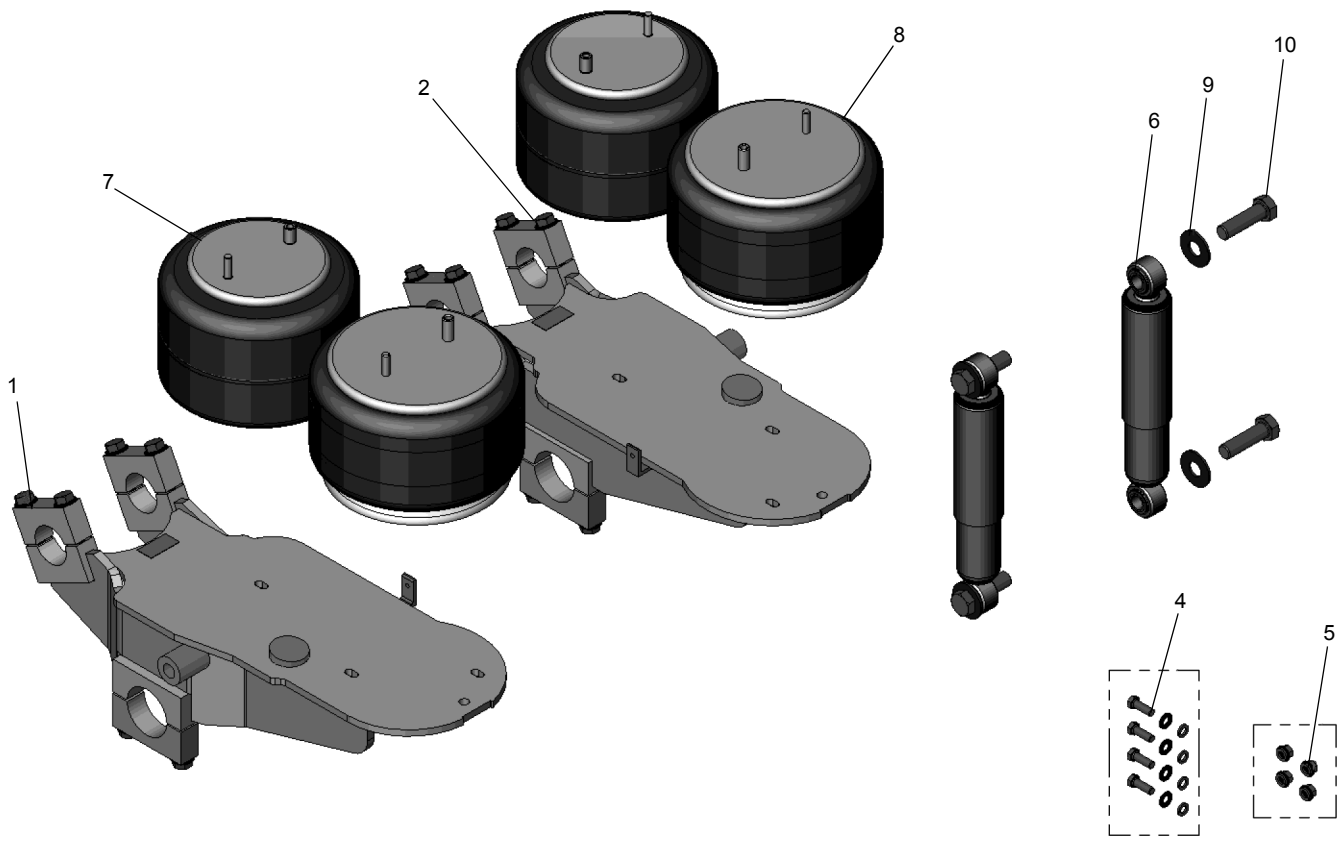
SEE PAGES 4.5 & 4.6

REF	PART NO.	DESCRIPTION	QTY
	718A0434 (Rev L)	<i>Rear Suspension Assembly (Items 1 thru 34)</i>	
	718A0434-1	<i>Axles Automatic Transmission (Items 1 thru 34 & 35-36)</i>	
	718A0434-2	<i>Axles Manual Transmission (Items 1 thru 34 & 37-38)</i>	
1	12019-314	Elbow 5/8" M SAE 3/8" M NPT	4
2	12019-56	Elbow 1/2" M SAE 3/8" M NPT	1
3	12019-63	Adapter, SAE/Male Pipe	3
4	12019-67	Adapter 45 -8 M JIC 3/8" NPT	6
5	1222-184	Tie Plastic Cable 7"	12
6	1240-29	Clamp P, 1.125 DIA	3
7	44821	Support	3
8	707A7144	Hose -8 SAE SW	1
9	707A7210	Hose -8 SAE SW	1
10	707A7211	Hose -8 SAE SW	1
11	709A5114	Hose -8 JIC SW	2
12	717-0178	Torque Rod	1
13	717-0180	Shim 2.00 X 1.50 X 0.060	10
14	717-0595-18	Hose ASSY 0.4 ID	1
15	717-0736-46	Hose, ASSY 0.50 ID	3
16	717-0736-53	Hose ASSY 0.50 ID	1
17	718-0036	Torque Rod	1
18	718-0129	Lower Suspension Kit	1
19	718-0142	Drive Shaft Inter Axle	1
20	718-0146	Beam Kit 54.00	1
21	718-0969	Torque Rod, Transverse	1
22	718-0980	Shim - Suspension	16
23	718-1033	Drive Shaft - Rear	1
24	WAW-31WX000-20	WSH, FL TYPA-WID 0.3125, ST Z	3
25	WAN-62NX000-20	WSH, FL TYPA-NRW 0.625, ST Z	3
26	718A0490	Air Components Assembly	REF
27	F52251	Tee With Bracket	2
28	NFH-312C000-25	Nut, HEX, Flange 0.312-18, ST Z G5	3
29	NYL-625C000-Y8	Nut, HX, NYL-INS 0.625-11, ST YZ G8	2
30	NYL-625F000-Y8	Nut, HX, NYL-INS 0.625-18, ST YZ G8	6
31	S01-625CH50-Y8	SCR, HHCS 0.625-11X8.50, ST, YZ G8	2
32	SHF-312CA00-25	SCR, HHCS FT 0.312-18X1.00, STZ G5	3
33	SHF-625FD50-Y8	SCR, HHCS FT 0.625-18X4.50, STYZG8	6
34	WAH-62NX000-Y2	WSH, FL HRD A-NRW 0.625, ST YZ	8
35*	722-0170	Axle D60-190 6.14:1 (Ref Page 5.3)	1
36	722-0171	Axle R60-190 6.14:1 (Ref Page 5.4)	1
37*	722-0172	Axle D60-190 5.38:1 (Ref Page 5.5)	1
38	722-0173	Axle R60-190 5.38:1 (Ref Page 5.6)	1

* ITEMS 35 & 37 ARE NOT SHOWN IN THE ILLUSTRATION.

WHEN ORDERING PARTS, SPECIFY MODEL NUMBER, SERIAL NUMBER AND DESCRIPTION OF PARTS REQUIRED

 P/N 12261-690	REAR SUSPENSION ASSEMBLY	DATE: Revised 04-2013	GROUP
		MODEL: T780	4
		PAGE 4.7	



REF	PART NO.	DESCRIPTION	QTY
	718 0129 (Rev B)	<i>Rear Suspension, Lower Shipping</i>	
1	219046	Trailing Arm, RR, Left (10",7").....	1
2	219045	Trailing Arm, RR, Right(10",7").....	1
3	219123	Air/Restraint Assembly.....	1
4	223391	Bolt Kit AL-600, Air Spring.....	1
5	223392	Installation Accessories.....	1
6	219047	Shock.....	2
7	218670	Air Spring, Rolling Lobe.....	2
8	218671	Air Spring, Rolling Lobe.....	2
9	223393	Washer, USS, Flat (1").....	4
10	223394	Bolt, HEX Head, GR8, UNC, Black (1" X 3 1/2").....	4

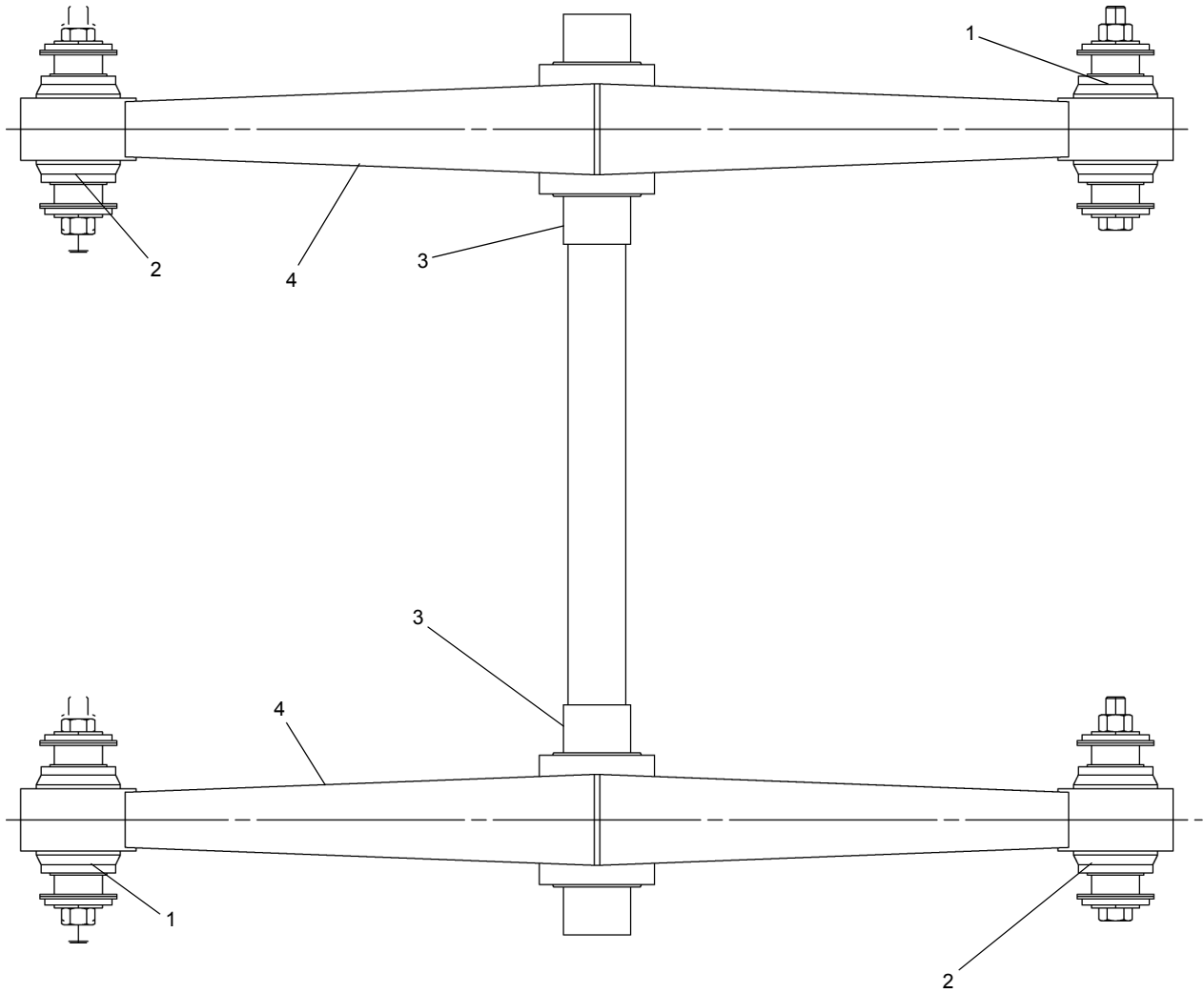
WHEN ORDERING PARTS, SPECIFY MODEL NUMBER, SERIAL NUMBER AND DESCRIPTION OF PARTS REQUIRED



LOWER SUSPENSION KIT

DATE: Revised 07-2012
 MODEL: T780
 PAGE 4.8

GROUP
4



<u>REF</u>	<u>PART NO.</u>	<u>DESCRIPTION</u>	<u>QTY</u>
	718-0146 (Rev A)	<i>Beam Kit 54.00</i>	
1	225440	Bushing & Adapter ASSY	2
2	225233	Bushing & Adapter ASSY	2
3	225441	380 Series Center Bushing	2
4	225442	54" Walking Beam	2

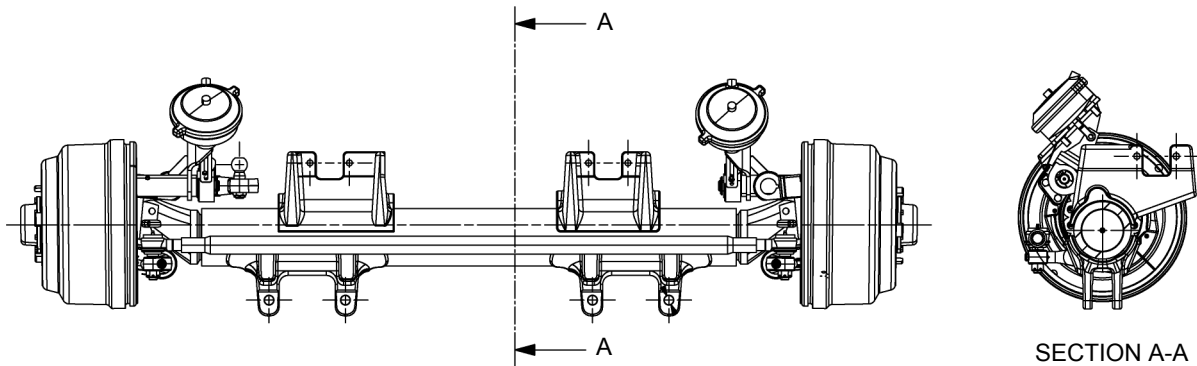
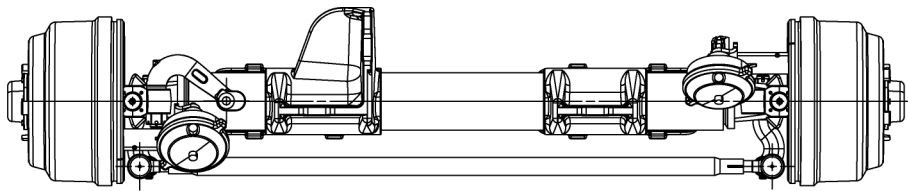
WHEN ORDERING PARTS, SPECIFY MODEL NUMBER, SERIAL NUMBER AND DESCRIPTION OF PARTS REQUIRED



BEAM KIT 54"

DATE: Released 05-2013
 MODEL: T780
 PAGE 4.9

GROUP
4



REF	PART NO.	DESCRIPTION	QTY	REF	PART NO.	DESCRIPTION	QTY
T127197 (Rev A) Axle, Front Steer							
1	224290	Oil Seal	2	23	224312	Washer Flat	2
2	225030	Brake ASM - ES16507D LMS.....	1	24	224313	Gasket-Silastic (OZ)	4
3	225031	Brake ASM - ES16507 LMS	1	25	224314	GRASA (OZ).....	2
4	225443	Steer Axle ASSY - 24T2	1	26	224315	Nut.....	2
5	224294	CHAVETA BARRA DIR.....	3	27	224316	Nut.....	3
6	224295	Torn TAPA Ponta I-80	16	28	224317	Stop Screw	2
7	224296	CHAVETA BRAZO DIR.....	3	29	224318	Locknut	2
8	224297	Nut	2	30	221968	Cross Link Assembly-72.....	1
9	224298	Washer.....	16	31	225446	Axle Beam & BRKTS Assembly ...	1
10	224299	Knuckle Pin.....	2	32	224320	Ball Stud	1
11	224300	Cotter Pin.....	2	33	224321	Nut-Ball Stud.....	1
12	224301	LAINA [0.0300] PUNTA ED E.....	1	34	224322	Rod CIL T188S PERNO DIR ED..	2
13	225444	Knuckle Sub-Assembly	1	35	224324	Bolt	14
14	224336	Knuckle Sub-Assembly	1	36	224325	Bearing Cone.....	2
15	224304	Ackermann Arm	1	37	225447	CONO RDC	2
16	224305	Ackermann Arm	1	38	224314	Grasa (OZ)	18
17	225445	Steering Arm	1	39	216793	Flat Washer	14
18	224307	Knuckle Cap Assembly	4	40	216792	Nut-Lock	14
19	224308	Draw Key	2	41	224327	Hub Cap Assembly	2
20	224309	Key Steer Arm & ACK Arm	3	42	224328	Hub & Drum Assembly WEBB	2
21	224310	LAINA [0.0050] PUNTA ED E.....	1	43	224329	Flange Nut Assembly	16
22	224311	LAINA [0.0100] PUNTA ED E.....	3				

ITEMS 1 TO 43 ARE NOT SHOWN IN THE ILLUSTRATION

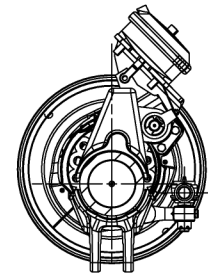
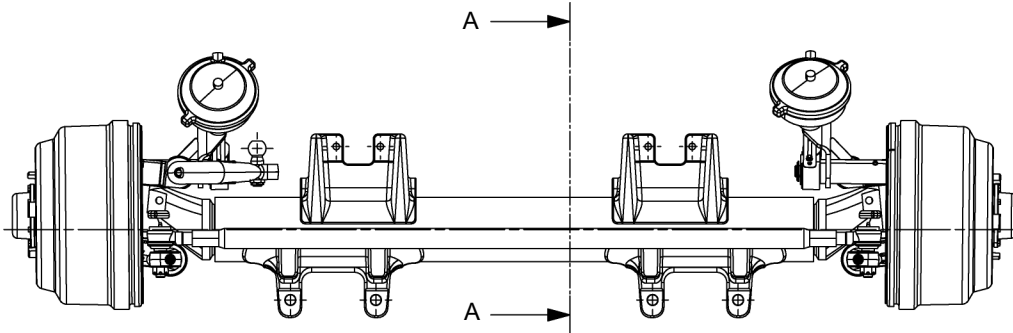
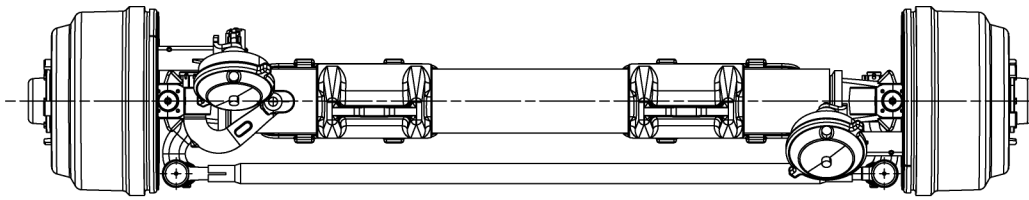
WHEN ORDERING PARTS, SPECIFY MODEL NUMBER, SERIAL NUMBER AND DESCRIPTION OF PARTS REQUIRED



AXLE, FRONT STEER

DATE: Released 05-2013
 MODEL: T780
 PAGE 5.1

GROUP
5



SECTION A-A

REF	PART NO.	DESCRIPTION	QTY	REF	PART NO.	DESCRIPTION	QTY
T127198 (Rev A) Axle, Rear Steer							
1	224290	Oil Seal	2	24	224311	Laina [0.0100] PUNTA ED E.....	3
2	224330	Sensor Assembly	2	25	224312	Washer Flat	2
3	224331	Sleeve-Sensor Mounting	2	26	224313	Gasket-Silastic (OZ)	4
4	225032	Brake ASM.....	1	27	224314	Grasa (OZ)	2
5	225033	Brake ASM.....	1	28	224315	Nut	2
6	225448	Steer Axle Assembly - 24T2	1	29	224316	Nut	3
7	224294	Chaveta Barra Dir	3	30	225454	Locknut	2
8	224295	Torn TAPA Ponta I-80	16	31	221968	Cross Link Assembly-72	1
9	224296	Chaveta Brazo DIR.....	3	32	224338	Axle Beam & BRKTS Assembly ...	1
10	224297	Nut	2	33	224320	Ball Stud	1
11	224298	Washer.....	16	34	224321	Nut-Ball Stud.....	1
12	224299	Knuckle Pin.....	2	35	224339	Stop Screw	2
13	224300	Cotter Pin.....	2	36	224322	Rod CIL T188S Perno DIR ED	2
14	224301	LAINA [0.0300] Punta ED E.....	1	37	224325	Bearing Cone.....	2
15	225449	Knuckle Sub-Assembly	1	38	225447	CONO RDC	2
16	225450	Knuckle Sub-Assembly	1	39	224314	Grasa (OZ)	18
17	225451	Ackermann Arm	1	40	216793	Flat Washer	14
18	225452	Ackermann Arm	1	41	224327	Hub Cap Assembly	2
19	225453	Steering Arm	1	42	224328	Hub & Drum Assembly WEBB	2
20	224307	Knuckle Cap Assembly.....	4	43	224324	Bolt	14
21	224308	Draw Key	2	44	216792	Nut-Lock	14
22	224309	Key Steer Ar, & ACK Arm	3	45	224329	Flange Nut Assembly	16
23	224310	Laina [0.0050] PUNTA ED E.....	1				

ITEMS 1 TO 45 ARE NOT SHOWN IN THE ILLUSTRATION

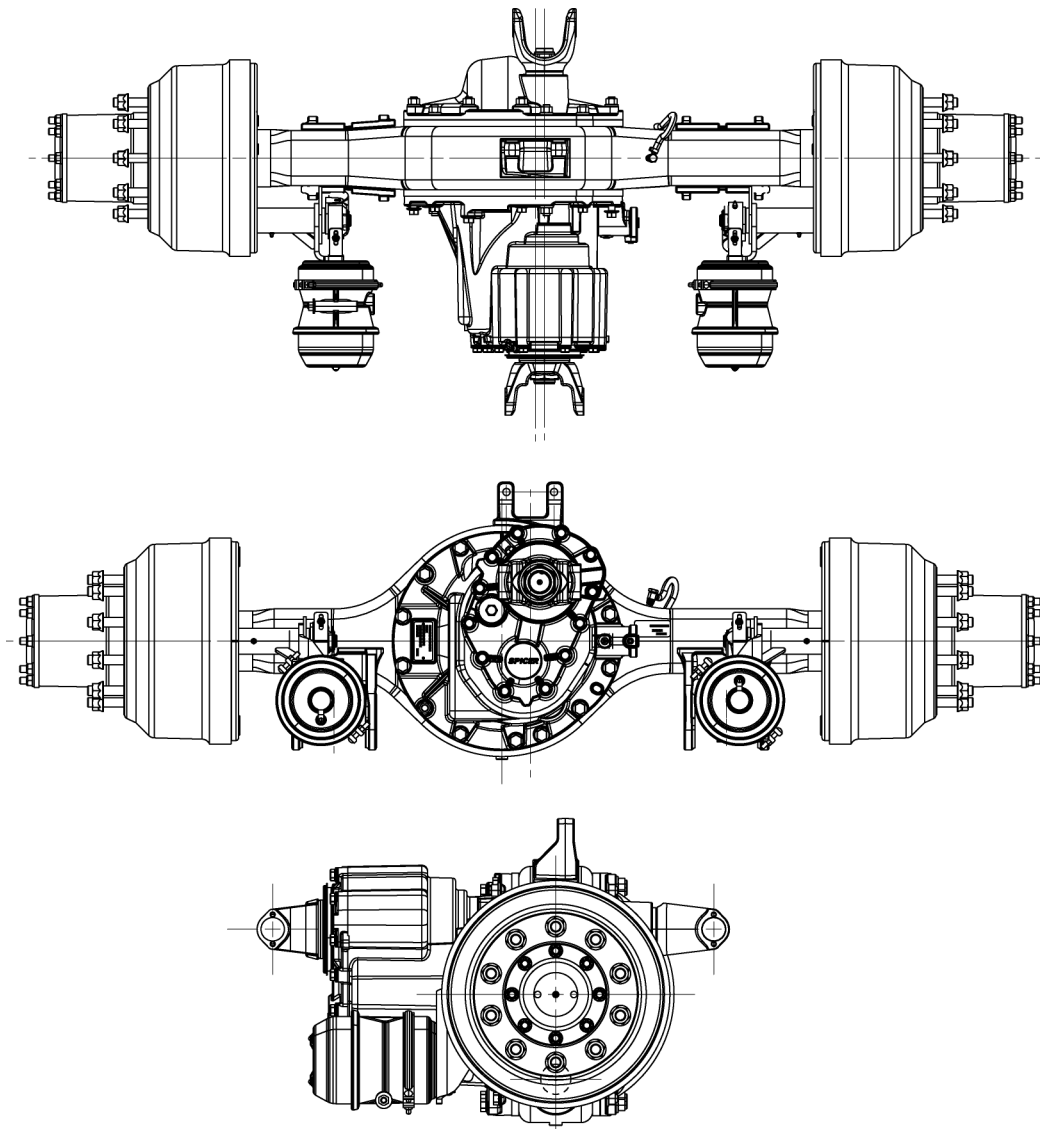
WHEN ORDERING PARTS, SPECIFY MODEL NUMBER, SERIAL NUMBER AND DESCRIPTION OF PARTS REQUIRED



AXLE, REAR STEER

DATE: Released 05-2013
 MODEL: T780
 PAGE 5.2

GROUP
5



REF	PART NO.	DESCRIPTION	QTY	REF	PART NO.	DESCRIPTION	QTY
722-0170 (Rev 00) Axle D60-190 6.14:1							
1	224340	Output Shaft & Cover Module.....	1	15	224354	Washer	44
2	224345	Hose & Clamp ASSY.....	1	16	224355	Bearing Cone	2
3	224341	HSG Hardware Module	1	17	224356	Nut.....	44
4	224343	End Yoke ASSY FI	1	18	224357	Bolt	28
5	224344	Lock WHL BRG Nut.....	2	19	224358	Bearing Cone	2
6	224346	Nut WHL BRG, Inner	2	20	224359	Oil Seal.....	2
7	224347	Nut WHL BRG, Outer.....	2	21	224360	Brake ASSY - ES1657H Vendor ..	1
8	224348	Housing-D190 Axle.....	1	22	224361	Brake ASSY - ES1657H Vendor ..	1
9	224349	Breather ASSY	1	23	224362	Bushing - Dowel (Tapered).....	16
10	224350	Shaft - Axle	1	24	224329	Flange Nut ASSY	16
11	224351	Shaft - Axle	1	25	224363	Gasket, Axle Shaft.....	2
12	225405	Head ASSY Air D190 614	1	26	224364	Hub & Drum ASSY	2
13	225406	Head ASSY Air D190 614	1	27	224365	30/36 BRK Chambers	2
14	224353	End Yoke ASSY FO.....	1				

ITEMS 1 TO 27 ARE NOT SHOWN IN THE ILLUSTRATION

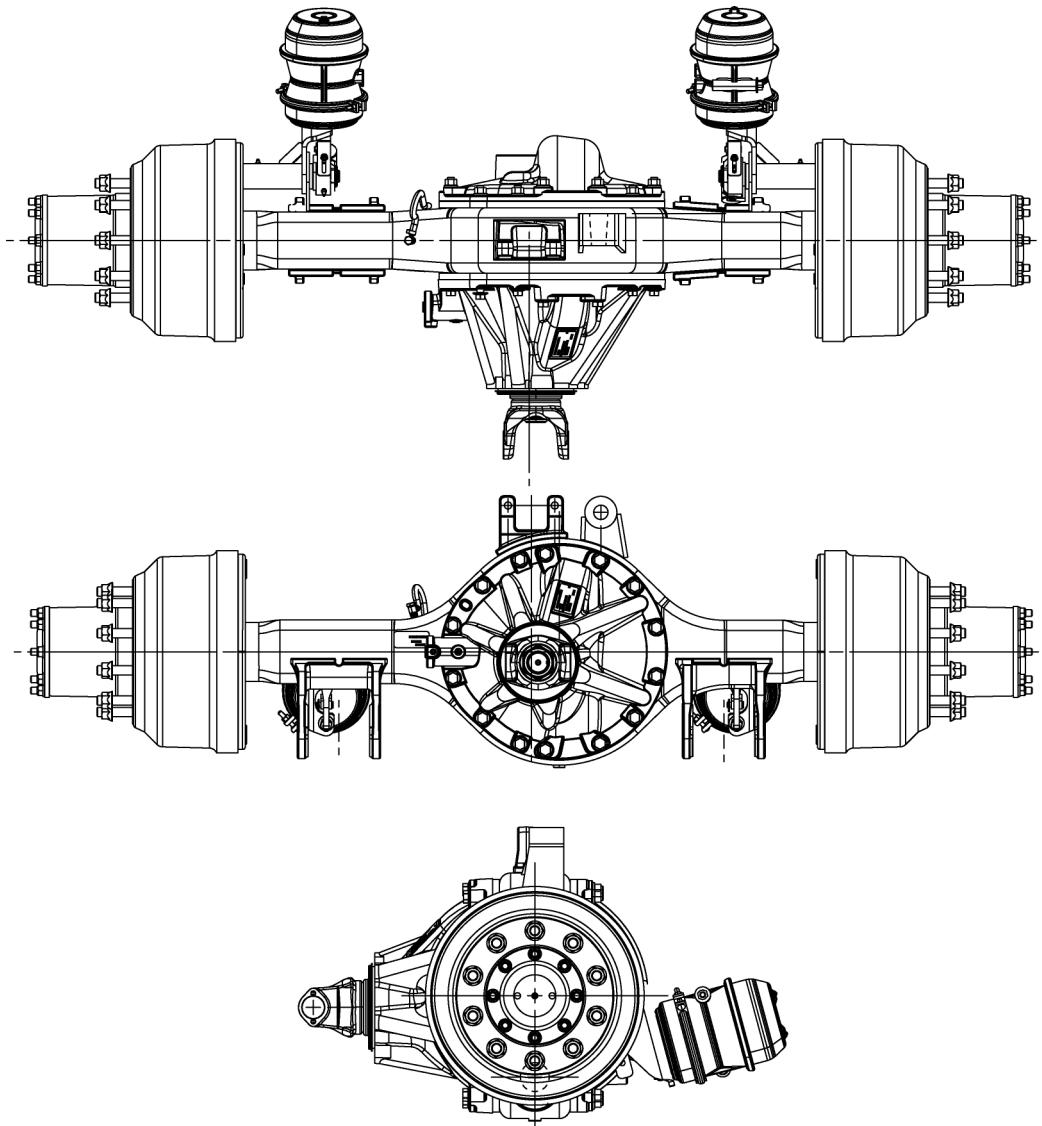
WHEN ORDERING PARTS, SPECIFY MODEL NUMBER, SERIAL NUMBER AND DESCRIPTION OF PARTS REQUIRED



AXLE, FRONT TANDOM (AUTOMATIC TRANSMISSION)

DATE: Released 05-2013
 MODEL: T780
 PAGE 5.3

GROUP
5



REF	PART NO.	DESCRIPTION	QTY	REF	PART NO.	DESCRIPTION	QTY
722-0171 (Rev 00) Axle R60-190 6.14:1							
1	224366	HSG Hardware Module	1	16	224356	Nut	44
2	224367	End Yoke ASSY RI	1	17	224357	Bolt	28
3	224344	Lock WHL BRG Nut.....	2	18	224371	Screw.....	2
4	224349	Breather ASSY	1	19	224358	Bearing Cone.....	2
5	224345	Hose & Clamp ASSY	1	20	224359	Oil Seal	2
6	224346	Nut WHL BRG, Inner	2	21	224372	Brake ASSY - ES1657H Vendor.....	1
7	224347	Nut WHL BRG, Outer.....	2	22	224373	Brake ASSY - ES1657H Vendor.....	1
8	224368	Housing-R190 Axle.....	1	23	224374	Sensor Block	2
9	224351	Shaft - Axle	1	24	224331	Sleeve-Sensor Mounting - Bendix.....	2
10	224350	Shaft - Axle	1	25	224362	Bushing - Dowel (Tapered).....	16
11	225407	Head ASSY S190 614	1	26	224363	Gasket, Axle Shaft.....	2
12	225408	Head ASSY S190 614	1	27	224364	Hub & Drum ASSY	2
13	224370	Cover-Axle Housing.....	1	28	224329	Flange Nut ASSY	16
14	224354	Washer	44	29	224365	30/36 BRK Chambers.....	2
15	224355	Bearing Cone.....	2	30	224330	STRT SNSR 2000MM CBL	2

ITEMS 1 TO 30 ARE NOT SHOWN IN THE ILLUSTRATION

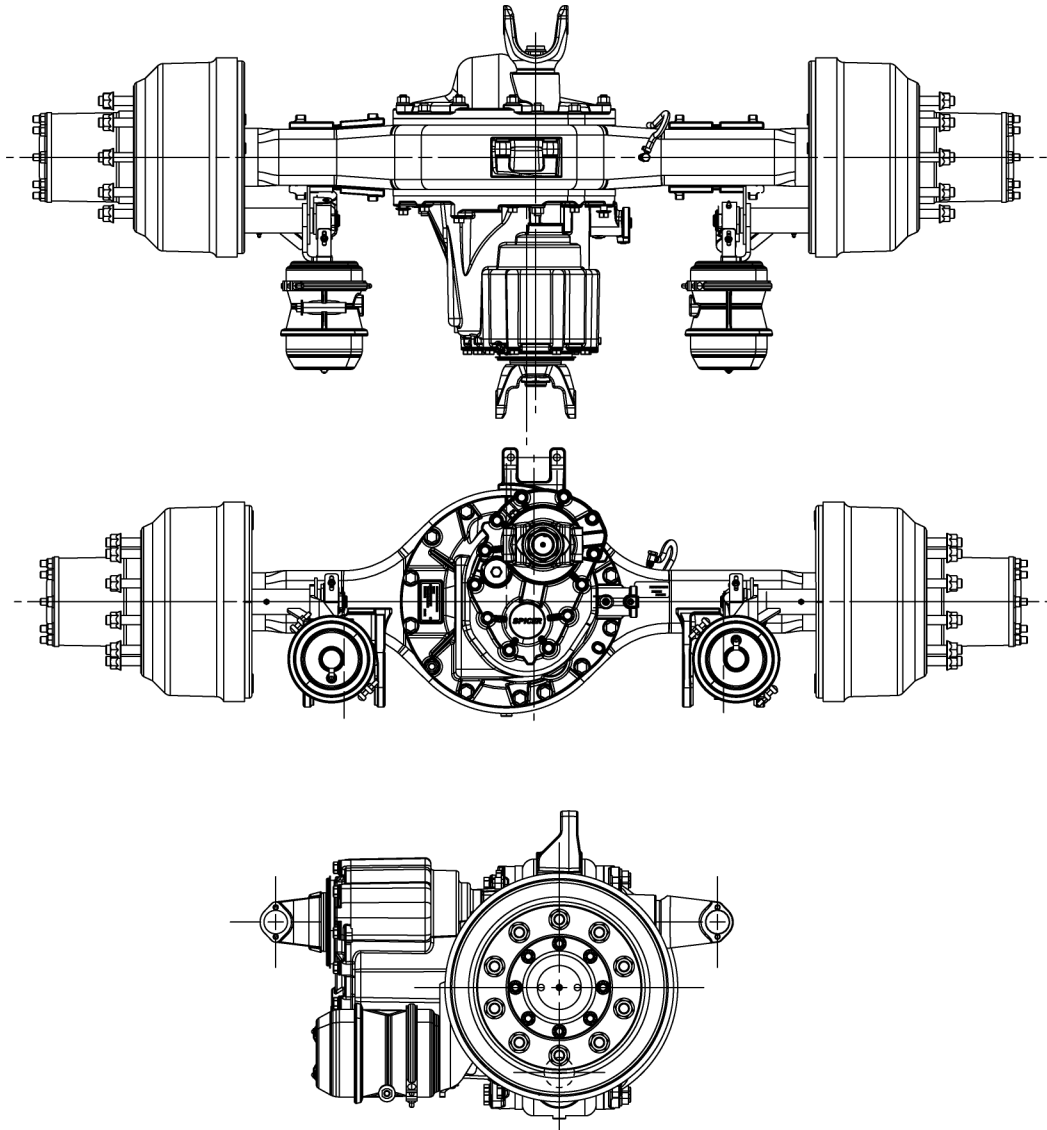
WHEN ORDERING PARTS, SPECIFY MODEL NUMBER, SERIAL NUMBER AND DESCRIPTION OF PARTS REQUIRED



AXLE, REAR TANDOM (AUTOMATIC TRANSMISSION)

DATE: Released 05-2013
 MODEL: T780
 PAGE 5.4

GROUP
5



REF	PART NO.	DESCRIPTION	QTY	REF	PART NO.	DESCRIPTION	QTY
722-0172 (Rev 00) Axle D60-190W 5.38:1							
1	224340	Output Shaft & Cover Module.....	1	15	224354	Washer	44
2	224341	HSG Hardware Module	1	16	224355	Bearing Cone	2
3	224343	End Yoke ASSY FI	1	17	224356	Nut.....	44
4	224344	Lock WHL BRG Nut.....	2	18	224357	Bolt	28
5	224345	Hose & Clamp ASSY.....	1	19	224358	Bearing Cone	2
6	224346	Nut WHL BRG, Inner	2	20	224359	Oil Seal.....	2
7	224347	Nut WHL BRG, Outer.....	2	21	224360	Brake ASSY - ES1657H Vendor ..	1
8	224348	Housing-D190 Axle.....	1	22	224361	Brake ASSY - ES1657H Vendor ..	1
9	224349	Breather ASSY	1	23	224362	Bushing - Dowel (Tapered).....	16
10	224350	Shaft - Axle	1	24	224329	Flange Nut ASSY	16
11	224351	Shaft - Axle	1	25	224363	Gasket, Axle Shaft.....	2
12	225409	Head ASSY Air D190 538	1	26	224364	Hub & Drum ASSY	2
13	225410	Head ASSY Air D190 538	1	27	224365	30/36 BRK Chambers	2
14	224353	End Yoke ASSY FO.....	1				

ITEMS 1 TO 27 ARE NOT SHOWN IN THE ILLUSTRATION

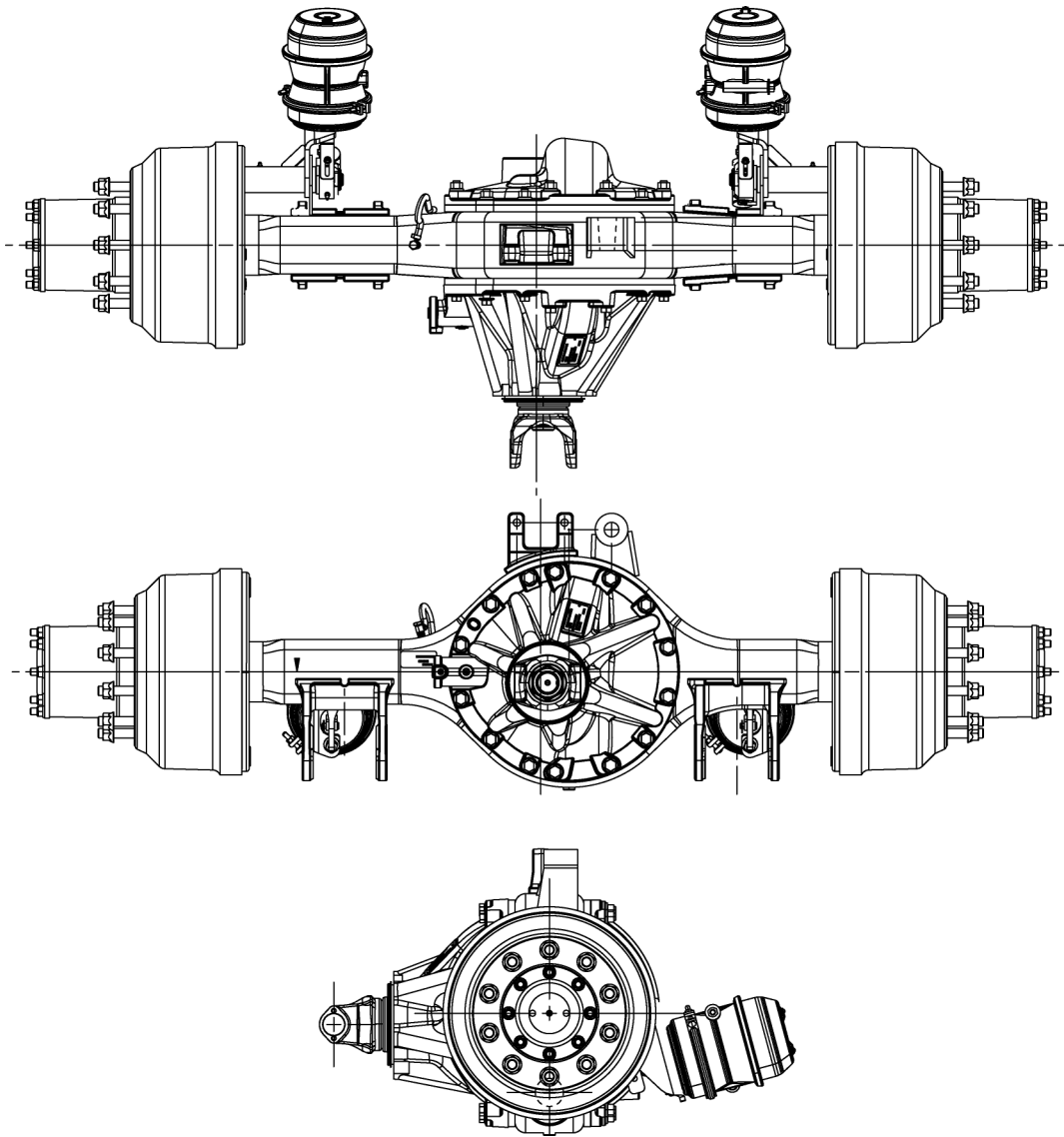
WHEN ORDERING PARTS, SPECIFY MODEL NUMBER, SERIAL NUMBER AND DESCRIPTION OF PARTS REQUIRED



AXLE, FRONT TANDOM (MANUAL TRANSMISSION)

DATE: Released 05-2013
 MODEL: T780
 PAGE 5.5

GROUP
5



REF	PART NO.	DESCRIPTION	QTY	REF	PART NO.	DESCRIPTION	QTY
722-0173 (Rev 00) Axle R60-190W 5.38:1							
1	224366	HSG Hardware Module	1	16	224356	Nut	44
2	224367	End Yoke ASSY RI	1	17	224357	Bolt	28
3	224344	Lock WHL BRG Nut.....	2	18	224371	Screw.....	2
4	224349	Breather ASSY	1	19	224358	Bearing Cone.....	2
5	224345	Hose & Clamp ASSY	1	20	224359	Oil Seal	2
6	224346	Nut WHL BRG, Inner	2	21	224372	Brake ASSY - ES1657H Vendor.....	1
7	224347	Nut WHL BRG, Outer.....	2	22	224373	Brake ASSY - ES1657H Vendor.....	1
8	224368	Housing-R190 Axle.....	1	23	224374	Sensor Block	2
9	224351	Shaft - Axle	1	24	224331	Sleeve-Sensor Mounting - Bendix.....	2
10	224350	Shaft - Axle	1	25	224362	Bushing - Dowel (Tapered).....	16
11	225411	Head ASSY S190 538.....	1	26	224363	Gasket, Axle Shaft.....	2
12	225412	Head ASSY S190 538.....	1	27	224364	Hub & Drum ASSY	2
13	224370	Cover-Axle Housing.....	1	28	224329	Flange Nut ASSY	16
14	224354	Washer	44	29	224365	30/36 BRK Chambers.....	2
15	224355	Bearing Cone.....	2	30	224330	STRT SNSR 2000MM CBL	2

ITEMS 1 TO 30 ARE NOT SHOWN IN THE ILLUSTRATION

WHEN ORDERING PARTS, SPECIFY MODEL NUMBER, SERIAL NUMBER AND DESCRIPTION OF PARTS REQUIRED



**AXLE, REAR TANDOM
(MANUAL TRANSMISSION)**

DATE: Released 05-2013
MODEL: T780
PAGE 5.6

**GROUP
5**



<u>REF</u>	<u>PART NO.</u>	<u>DESCRIPTION</u>	<u>QTY</u>
	718A0630	Wheel & Tire, Front, 445/65R22.5	
1	718A0627	Wheel & Tire Assembly.....	4
	718 0628	Wheel, Front	1
	718 0629	Tire, Front, 445/65R22.5.....	1
2	714 0833	Cover, Hub Front.....	4
3	1222-356	Cover, Lug Nut.....	40

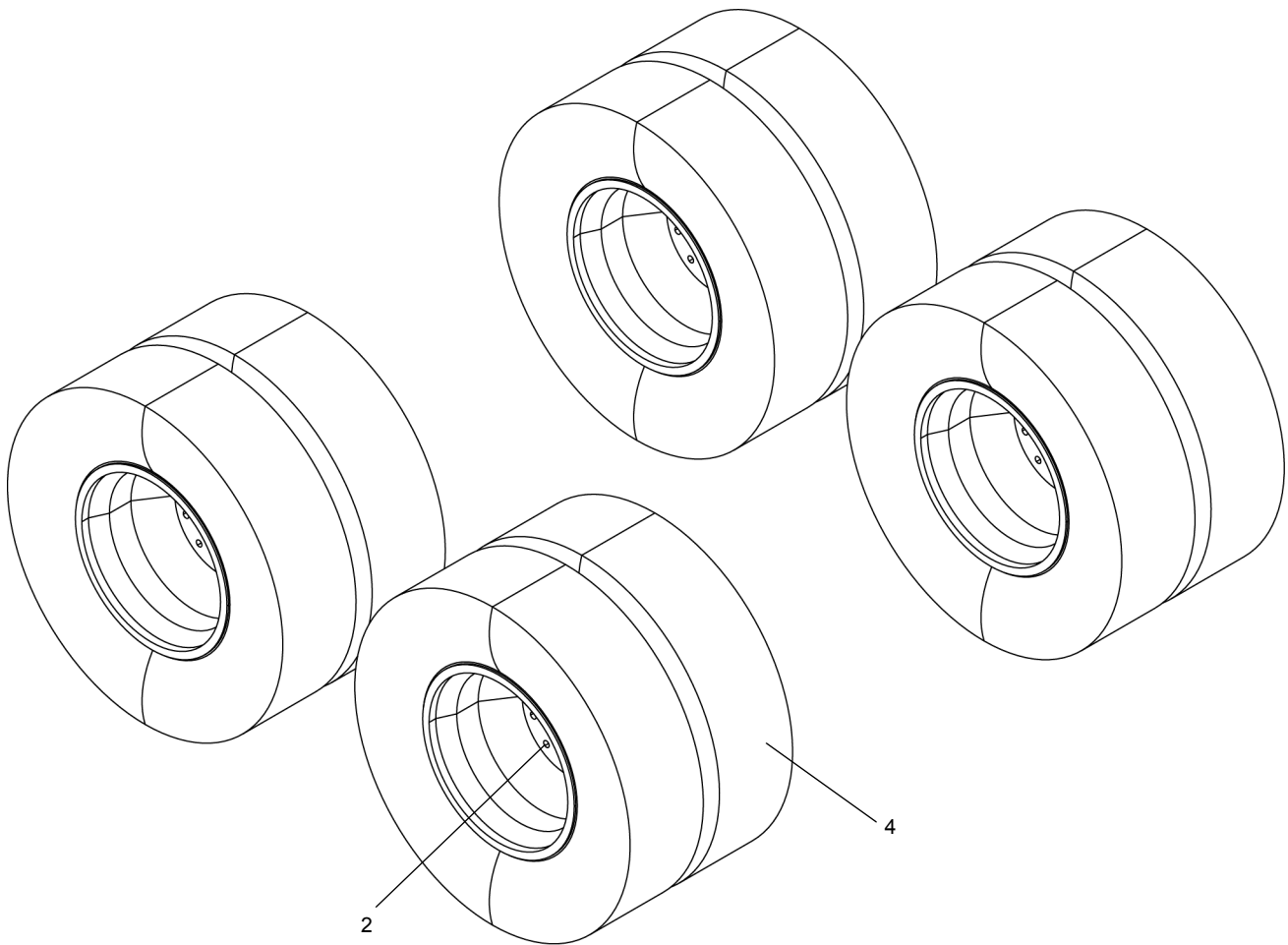
WHEN ORDERING PARTS, SPECIFY MODEL NUMBER, SERIAL NUMBER AND DESCRIPTION OF PARTS REQUIRED



**WHEELS & TIRES
FRONT**

DATE: Revised 01-2011
 MODEL: T780
 PAGE 5.7

**GROUP
5**



<u>REF</u>	<u>PART NO.</u>	<u>DESCRIPTION</u>	<u>QTY</u>
	718A0608 (Rev A)	Rear Wheel ASSY	
1*	32166	Extension, Valve Stem.....	4
2	1222-356	Lug Nut Cover	40
3*	714-1265	Cover, Hub Rear.....	4
4	718A0611	Wheel & Tire Assembly (Inside).....	8

* ITEMS 1 & 3 ARE NOT SHOWN IN THE ILLUSTRATION

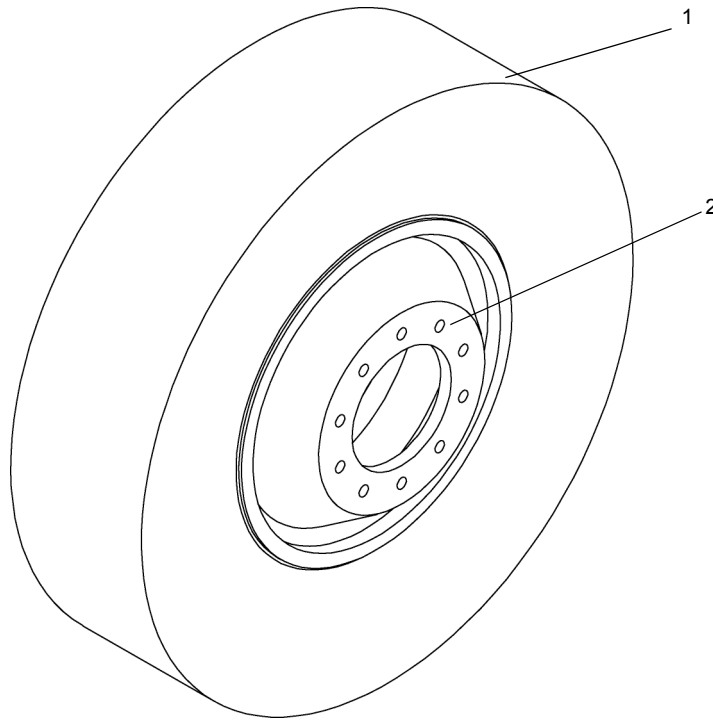
WHEN ORDERING PARTS, SPECIFY MODEL NUMBER, SERIAL NUMBER AND DESCRIPTION OF PARTS REQUIRED



REAR WHEEL ASSY

DATE: Revised 10-2014
 MODEL: T780
 PAGE 5.8

GROUP
5



REF	PART NO.	DESCRIPTION	QTY
	718A0611	Wheel & Tire ASSY (Inside)	
1	718 0606	Tire.....	1
2	718 0610	Wheel	1

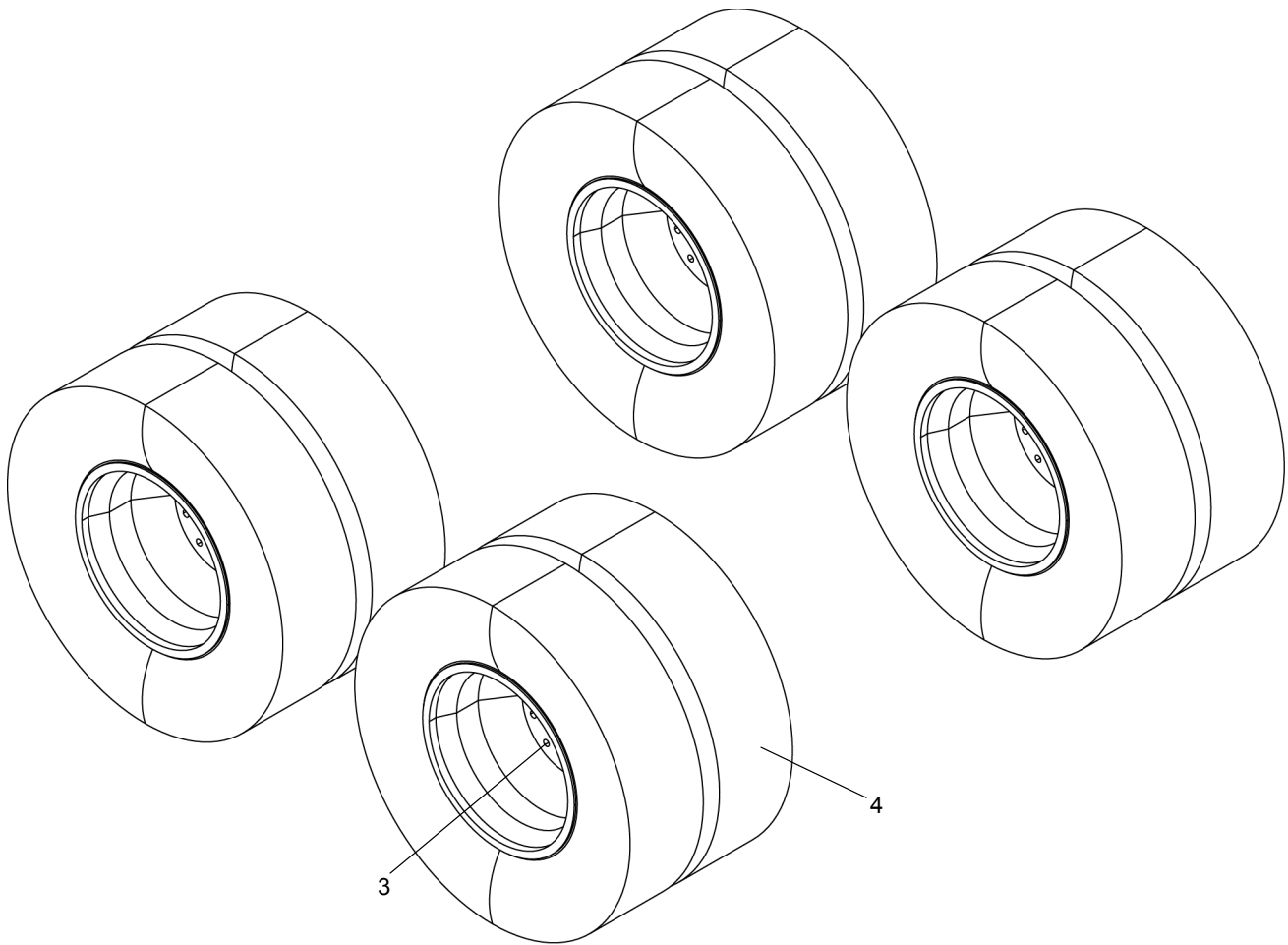
WHEN ORDERING PARTS, SPECIFY MODEL NUMBER, SERIAL NUMBER AND DESCRIPTION OF PARTS REQUIRED



WHEEL & TIRE ASSY (INSIDE)

DATE: Released 10-2014
 MODEL: T780
 PAGE 5.9

GROUP
5



<u>REF</u>	<u>PART NO.</u>	<u>DESCRIPTION</u>	<u>QTY</u>
	T106174 (Rev A)	<i>Rear Wheel ASSY</i>	
1*	714-1265	Cover, Hub Rear	4
2*	32166	Extension, Valve Stem	4
3	1222-356	Lug Nut Cover	40
4	T106175	Wheel ASSY, Inside	8

* ITEMS 1 & 2 ARE NOT SHOWN IN THE ILLUSTRATION

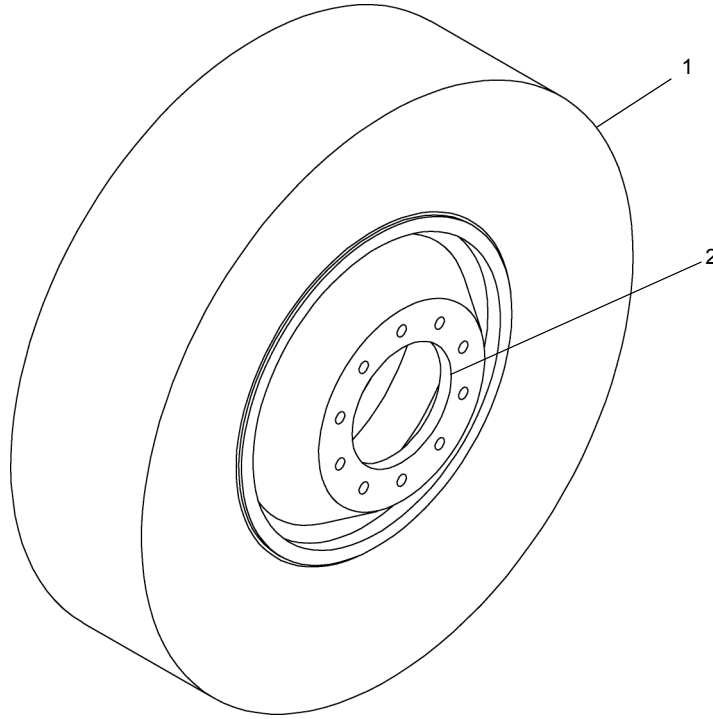
WHEN ORDERING PARTS, SPECIFY MODEL NUMBER, SERIAL NUMBER AND DESCRIPTION OF PARTS REQUIRED



REAR WHEEL ASSY

DATE: Revised 10-2014
 MODEL: T780
 PAGE 5.10

GROUP
5



REF	PART NO.	DESCRIPTION	QTY
	T106175 (Rev A)	Wheel & Tire ASSY (Inside)	
1	T106176	Tire.....	1
2	718 0610	Wheel	1

WHEN ORDERING PARTS, SPECIFY MODEL NUMBER, SERIAL NUMBER AND DESCRIPTION OF PARTS REQUIRED



WHEEL & TIRE ASSY (INSIDE)

DATE: Released 10-2014
 MODEL: T780
 PAGE 5.11

GROUP
5

<u>REF</u>	<u>PART NO.</u>	<u>DESCRIPTION</u>	<u>QTY</u>
	722A0202 (Rev B)	<i>Engine ASSY, Manual Export</i>	
1	717A1277	Engine Assembly, Export, Manual	1
2	718A0434-2	Manual Axles (Ref Page 4.7).....	1
3	718A0490-3	Components Assembly, Air (Ref Page 10.8)	1
4	718A0994-2	Electrical Assembly (Ref Page 33.2)	1
5	718A1001	Cab, Carrier W/Manual Transmission (Ref Page 27.1) ...	1
6	722A0090	Fluid & Lube, Manual.....	1
7	722A0091	Hydraulic, Lower Assembly, Manual (Ref Page 25.1)	1
8	722A0152-1	Pump Drive, Lower	1
9	T119918	Tier 3 Emissions Decal Installation (Ref Page 30.6)	1

ITEMS 1 TO 9 ARE NOT ILLUSTRATED

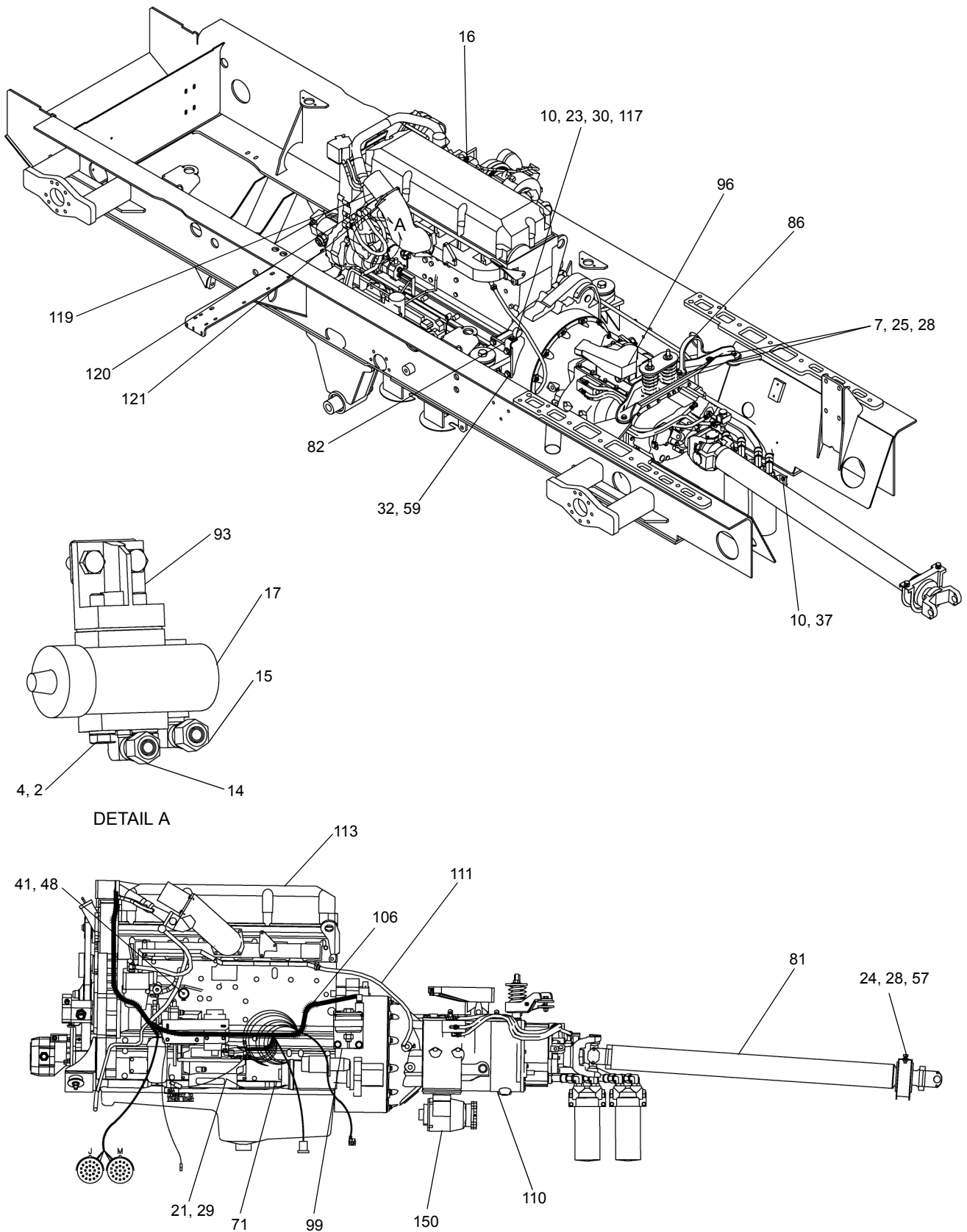
WHEN ORDERING PARTS, SPECIFY MODEL NUMBER, SERIAL NUMBER AND DESCRIPTION OF PARTS REQUIRED



ENGINE ASSY - EXPORT
MANUAL TRANSMISSION
455HP, 60 SERIES DETROIT ENGINE

DATE: Revised 04-2013
MODEL: T780
PAGE 6.1

GROUP
6



SEE PAGES 6.5 & 6.6

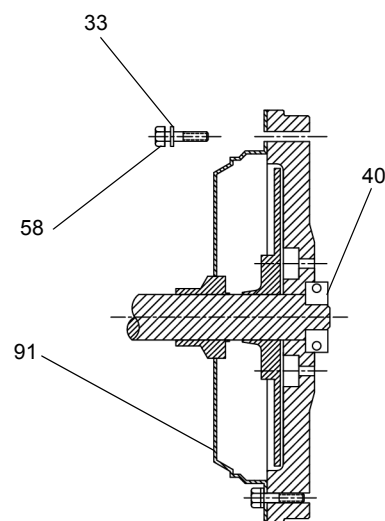
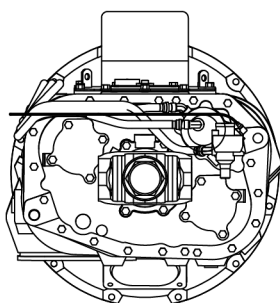
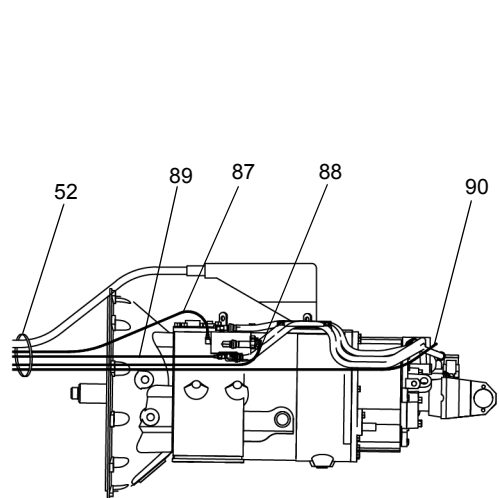
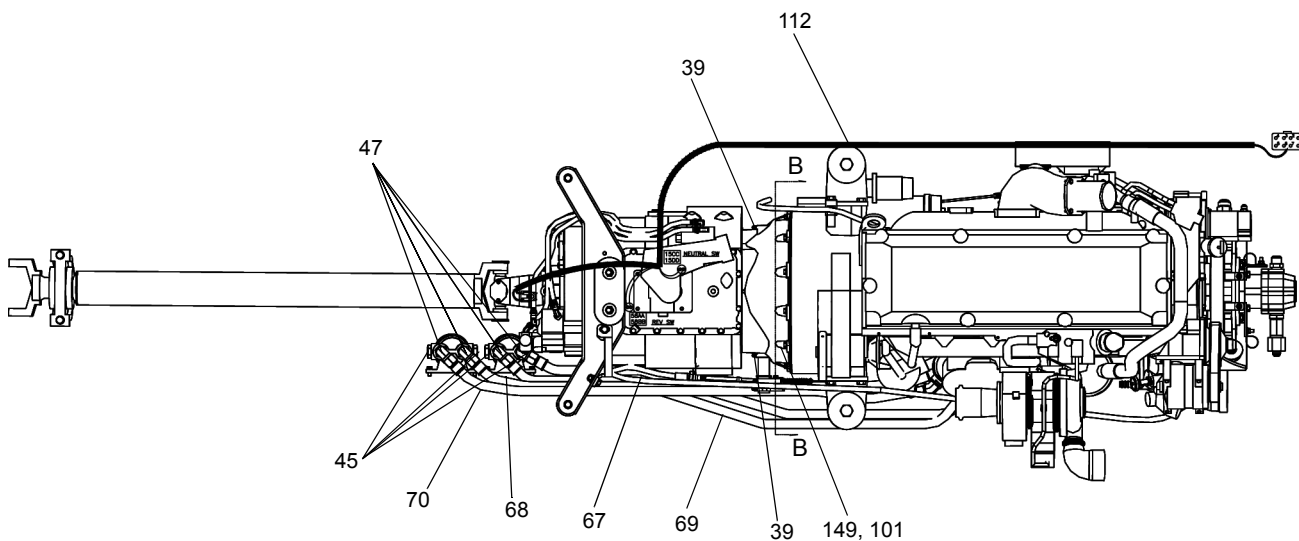
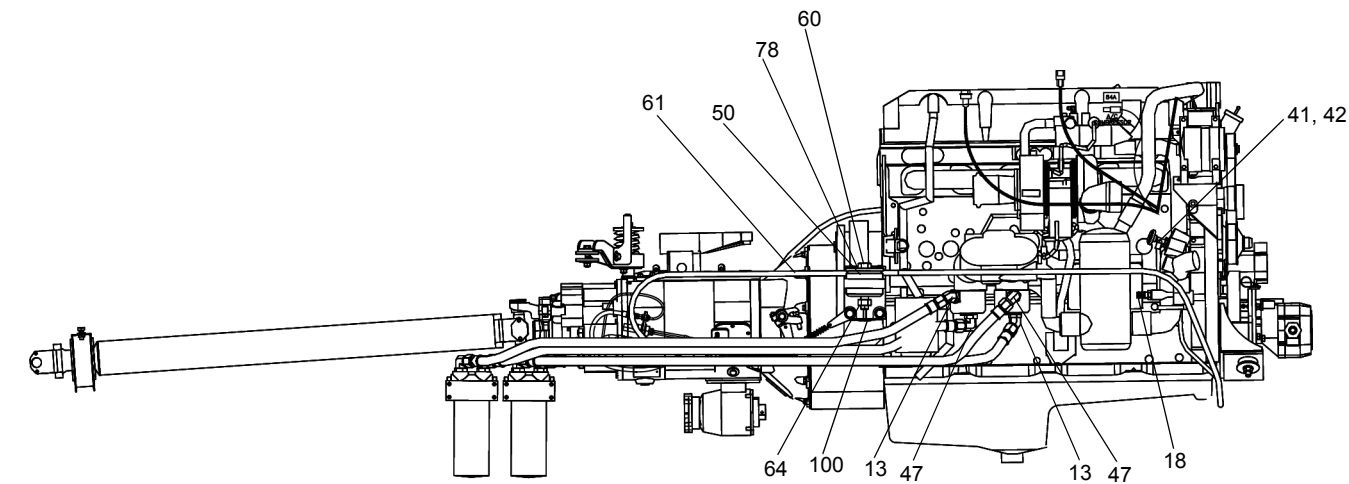
WHEN ORDERING PARTS, SPECIFY MODEL NUMBER, SERIAL NUMBER AND DESCRIPTION OF PARTS REQUIRED

TEREX
P/N 12261-690

ENGINE ASSY - EXPORT
MANUAL TRANSMISSION
455HP, 60 SERIES DETROIT ENGINE

DATE: Revised 12-2014
MODEL: T780
PAGE 6.2

GROUP
6



SECTION B-B

SEE PAGES 6.5 & 6.6

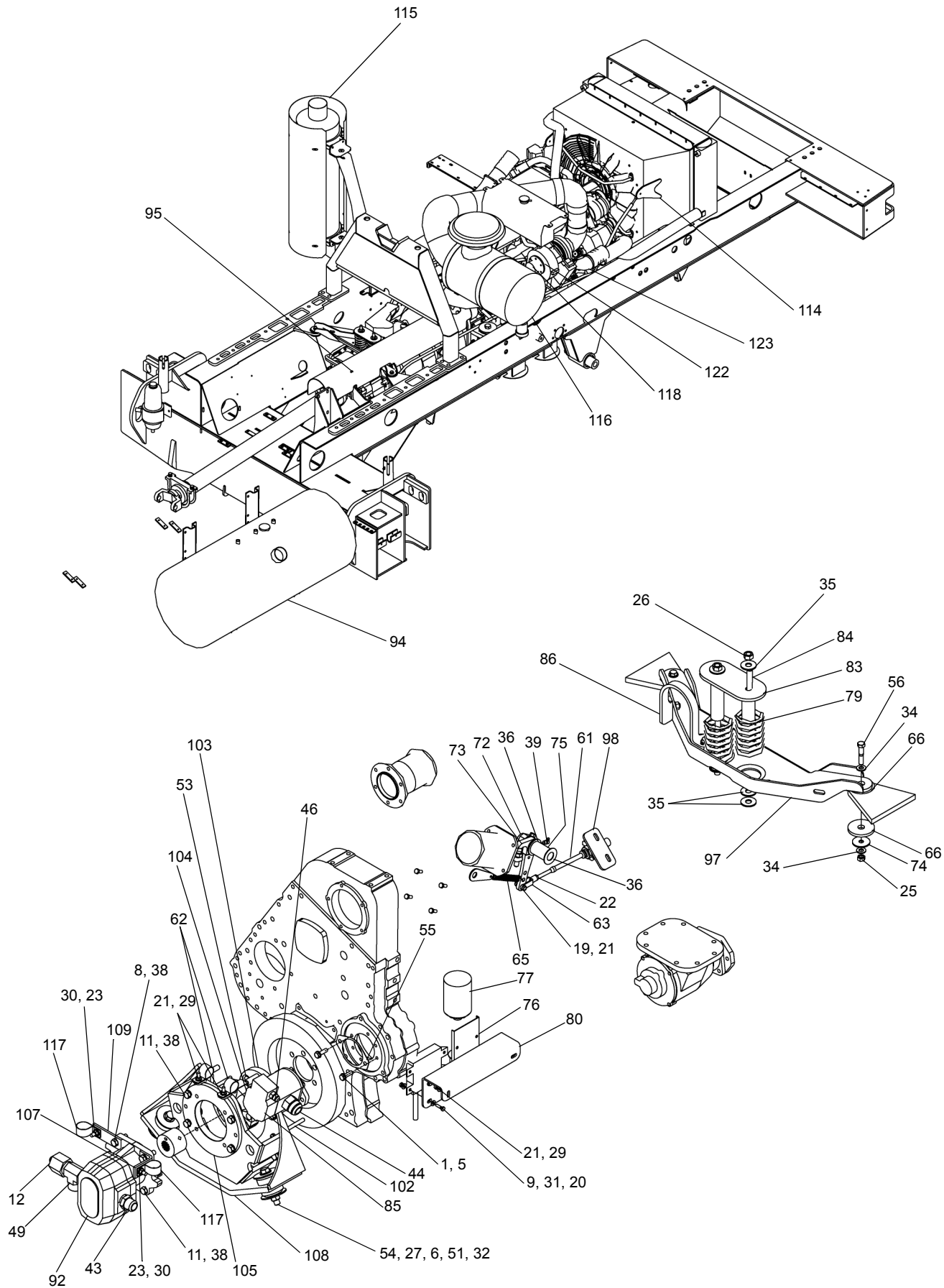
WHEN ORDERING PARTS, SPECIFY MODEL NUMBER, SERIAL NUMBER AND DESCRIPTION OF PARTS REQUIRED



ENGINE ASSY - EXPORT
MANUAL TRANSMISSION
455HP, 60 SERIES DETROIT ENGINE

DATE: Revised 12-2014
 MODEL: T780
 PAGE 6.3

GROUP
6



SEE PAGES 6.5 & 6.6

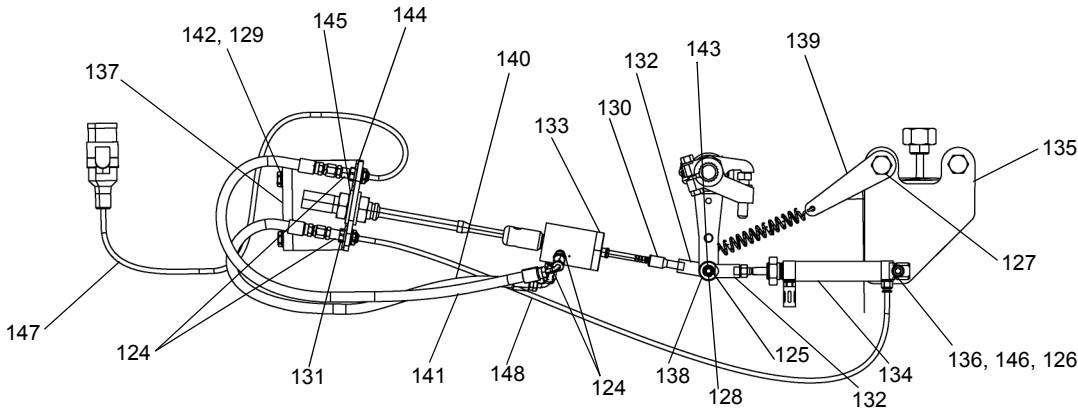
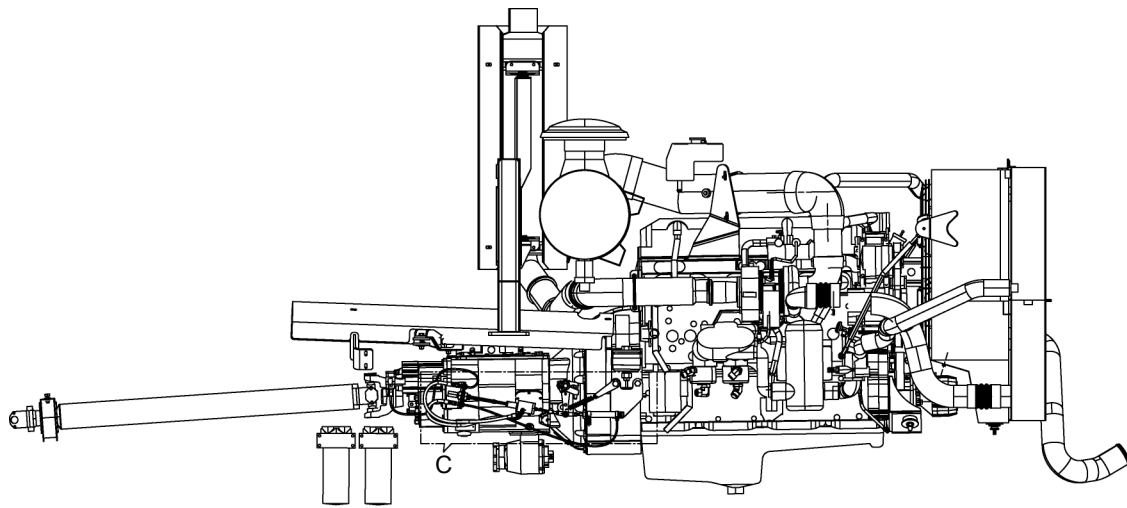
WHEN ORDERING PARTS, SPECIFY MODEL NUMBER, SERIAL NUMBER AND DESCRIPTION OF PARTS REQUIRED



ENGINE ASSY - EXPORT
MANUAL TRANSMISSION
455HP, 60 SERIES DETROIT ENGINE

DATE: Revised 12-2014
MODEL: T780
PAGE 6.4

GROUP
6



SEE PAGES 6.2, 6.3, 6.4 & 6.6

REF	PART NO.	DESCRIPTION	QTY	REF	PART NO.	DESCRIPTION	QTY
717A1277 (Rev M) Engine ASSY Manual TRANS (Items 1 Thru 149)							
1	071 410 33	M10 X 35mm Bolt	2	23	1205-45	3/8-16NC Lock Nut.....	3
2	072 308 59	M8 X 75mm Bolt.....	2	24	1205-65	1/2-13NC Lock Nut.....	2
3*	085 115 27	M14 Hard Flat Washer.....	4	25	1205-67	1/2-13NC Lock Nut.....	4
4	085 308 16	M8 Lock Washer.....	2	26	1205-88	5/8-16NC Lock Nut.....	2
5	085 310 18	M10 Lock Washer.....	2	27	1205-91	5/8-18NF Lock Nut.....	2
6	10329	Washer 3" OD X .125" THK.....	4	28	1209-29	1/2 Flat Washer	6
7	1200-100	1/2-13NC X 1.50 GD5 Bolt	2	29	1209-3	5/16 Flat Washer	5
8	1200-102	1/2-13NC X 1.75 GD5 Bolt	2	30	1209-4	3/8 Flat Washer	4
9	1200-3	1/4-20NC X 1.00 GD5 Bolt	8	31	1209-44	1/4 Flat Washer	16
10	1200-59	3/8-16NC X 1.00 GD5 Bolt	9	32	1209-48	5/8 Flat Washer	12
11	1200-98	1/2-13NC X 1.25 GD5 Bolt	6	33	1209-59	7/16 Hard Flat Washer	8
12	12019-147	Reducer 20 X 12 JIC	1	34	1209-64	1/2 Flat Hard Washer	4
13	12019-303	16 O-Ring X 16 MJIC 45	2	35	1209-8	5/8 Flat Washer	6
14	12019-405	Elbow, 6-2.....	1	36	1209-83	Thrust Washer.....	3
15	12019-406	Elbow, 6-4.....	1	37	1210-20	3/8 Lock Washer	8
16	12019-892	Metric Elbow	1	38	1210-25	1/2 Lock Washer	8
17	12019-543	Air Governor	1	39	1213-6	Grease Zerk	3
18	12019-688	3/4 NPT X .75 Hose BARB.....	1	40	1217-316	Pilot Bearing.....	1
19	1203-192	5/16 NC Sholder Bolt.....	1	41	1219-190	Valve, Shut Off	2
20	1205-21	1/4-20NC Lock Nut.....	8	42	1219-255	Bushing, 3/4" X 3/8"	1
21	1205-34	5/16-18NC Lock Nut.....	6	43	1219-282	16 O-Ring X 16 MJIC STR.....	1
22	1205-37	3/8-24NF Jam Nut	1	44	1219-386	16 O-Ring X 20 MJIC STR.....	1

WHEN ORDERING PARTS, SPECIFY MODEL NUMBER, SERIAL NUMBER AND DESCRIPTION OF PARTS REQUIRED

 P/N 12261-690	ENGINE ASSY - EXPORT MANUAL TRANSMISSION 455HP, 60 SERIES DETROIT ENGINE	DATE: Revised 12-2014	GROUP 6
		MODEL: T780	
		PAGE 6.5	

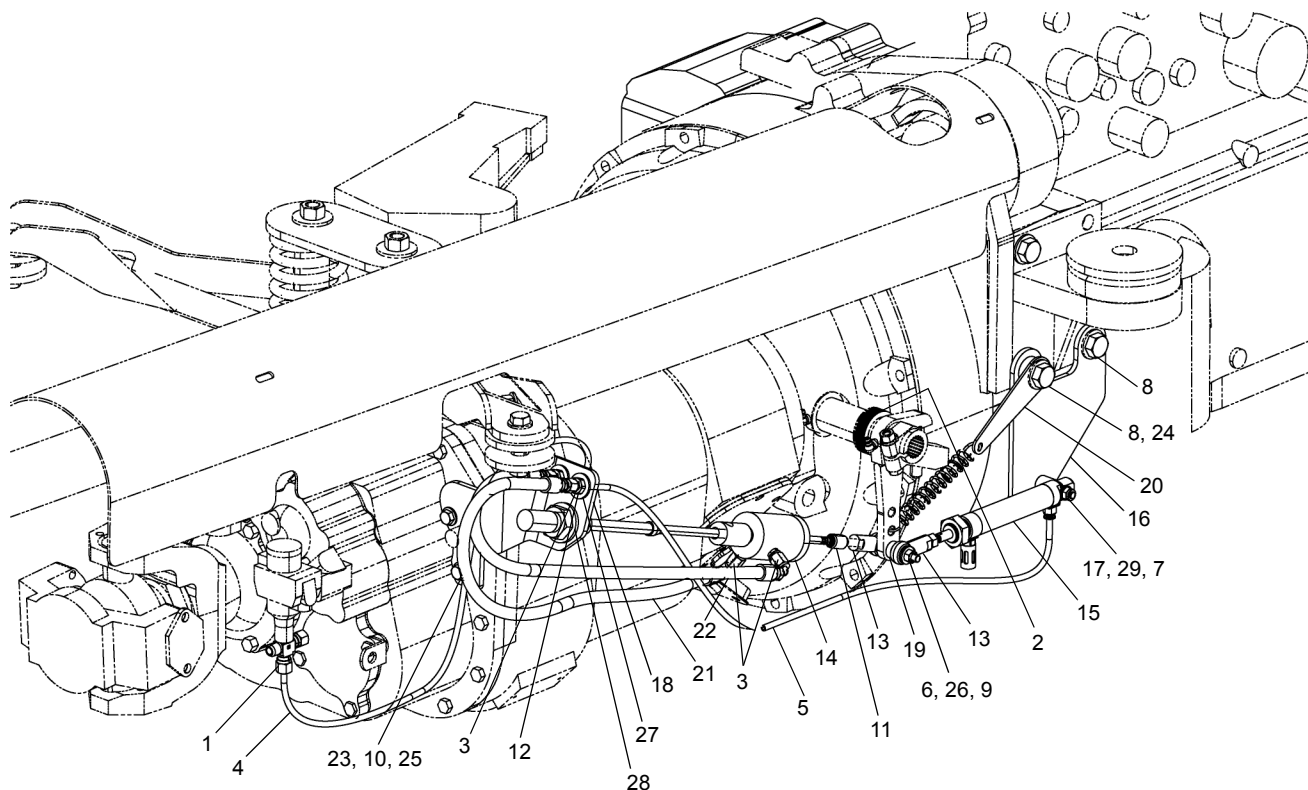
SEE PAGES 6.2, 6.3, 6.4 & 6.5

REF	PART NO.	DESCRIPTION	QTY	REF	PART NO.	DESCRIPTION	QTY
717A1277 (Rev M) <i>Engine ASSY, Manual TRANS</i> (Contd..)							
45	1219-569	16 O-Ring Plug.....	4	103	718 0807	Adapter - Crankshaft.....	1
46	1219-598	6 O-Ring X 8 MJIC STR.....	1	104	718 0808	Coupling.....	1
47	1219-680	16 O-Ring X 16 MJIC 90.....	6	105	718 0818	Mounting Plate - Pump.....	1
48	1219-97	Bushing, 1/2" X 3/8".....	1	106	718 0993	Engine Wire Harness.....	1
49	1219-975	20 O-Ring Run Tee.....	1	107	718F0786	Mount, Clamp.....	1
50	T126452	Rear Engine Mount.....	2	108	718F0814	Front Engine Mount.....	1
51	1221-138	Front Engine Mount.....	2	109	718F0943	Mount, Clamp.....	1
52	1222-184	7" Plastic Tie.....	30	110	722 0020	Transmission (Ref Page 7A.1).....	1
53	1229-160	9/16-18NF X 1.75 GD8 Bolt.....	4	111	722 0174-25	Hose, Air Dryer.....	1
54	1229-83	5/8-18NF X 4.0 GD8 Bolt.....	2	112	722 0094	Harness, Transmission.....	1
55	1239-13	Gasket, Steering Pump.....	1	113	717-1278	Engine 435 HP.....	1
56	1242-118	1/2-13NC X 2.50 GD8 Bolt.....	2	114	722A0148	Cooling SYS ASSY (Ref Page 6A.7).....	1
57	1242-144	1/2-13NC X 1.25 GD8 Bolt.....	2			Exhaust System (Ref Page 6A.12)...	1
58	1242-167	7/16-14NC X 2.50 GD8 Bolt.....	8	115	717A1280	Air Cleaner ASSY (Ref Page 6A.14).....	1
59	1242-22	5/8-18NC X 1.75 GD8 Bolt.....	6	116	722A0154	Clamp 1.50".....	3
60	1242-80	1-8NC X 4.50 GD8 Bolt.....	2			Turbo Outlet.....	1
61	1291-182	Cable, Clutch.....	1	117	1240-91	Intake Extension.....	1
62	200B2007-10	Clamp 1.25.....	2	118	718-1023	M8 X 20mm Cap Screw.....	4
63	3118	Yoke.....	1	119	718-1026	O-Ring.....	1
64	340 6601	1-8NC Nut.....	2	120	071 408 27	Gasket, Turbo.....	1
65	40902	Extension Spring.....	1	121	718 1025	Turbo Outlet Elbow.....	1
66	4185	Spacer.....	4	122	718 1024	Connector.....	4
67	707 4289-66	66" Hose.....	1	123	T122905	Nut, HEX NYL-INS 0.312-18, ST Z G5.....	1
68	707 4289-67	67" Hose.....	1	124	1219-13	HEX, Nut, Nylon Insert Metric.....	1
69	707 4289-68	68" Hose.....	1	125	NYL-312C00-25	SCR, HHCS 0.625-11X2.00, ST YZ G8.....	2
70	707 4289-69	69" Hose.....	1			SCR, SHSS 0.375X2.00, STL.....	1
71	1223-509	Cable, Ground.....	1	126	NYM-08BM000-Y8	SCR, HHCS FT 0.375-16X1.75, STZ G5.....	2
72	707 7989	Arm, Adjusting pedal.....	1	127	S01-625B00-Y8	Adapter, Yoke.....	1
73	708F0623	Lever, Clutch.....	1			Bulkhead Connector.....	2
74	709 7310	0.52ID X 2.25OD Washer.....	2	128	S20-375CB00-HP	Rod End.....	2
75	714 0576	Spacer.....	1	129	SHF-375A75-25	Regulator, Pneumatic Clutch.....	1
76	717 0263	Either Start Kit.....	1			Air Cylinder Assembly.....	1
77	717 0264	80Z Either Cylinder.....	1	130	T118776	Weldment-CYL Mount Bracket.....	1
78	717 0267	Snubbing Washer.....	2	131	T118777	Spacer.....	1
79	717 1234	Spring.....	2	132	T120962	Bracket.....	1
80	717 0460	Mount, Either Kit.....	1	133	T120968	Spacer.....	1
81	717 0582	Drive Shaft, Front (Ref Page 9.3).....	1	134	T121184	Mount, Spring.....	1
		Bracket.....	1	135	T130784	Hose Assembly.....	1
82	717 0601	Cap, Spring.....	1	136	T130785	Hose Assembly.....	1
83	717F1239	Stud.....	2	137	T130786	WSH, FL TYPA-NRW 0.375, ST Z....	2
84	717 1242	Pump, Gear.....	1	138	T130787	WSH, Flat M10 DIN 125, ST Z.....	4
85	T114999	Loop, Drive Shaft.....	1	139	T130838	WSH, Flat M14 DIN 125, ST Z.....	2
86	717 1243	Tube, Red.....	148	140	T130877	WSH, Flat M24 DIN 125, STL.....	2
87	717 0801-1	Tube, Black.....	155	141	T130878	WSH, Flat M8 DIN 125, ST Z.....	2
88	717 0802-1	Tube, Green.....	148	142	WAN-37NX000-20	Tubing, -4 Black.....	1
89	717 0803-1	Tube, Blue.....	184	143	WMF-010X000-20	Tubing, -4 Black.....	1
90	717 0804-1	Clutch.....	1	144	WMF-014X000-20	SCR, HHCS 0.4375-14 X 1.50, ST YZ GR8.....	12
91	T109123	Pump, Fan (Ref Page 24.4).....	1	145	WMF-024X000-P0		
92	T120343	Adapter, Air Governor.....	1	146	WMF-80MX000-20		
93	717 1154	Fuel System ASSY (Ref Page 2.11).....	1	147	12202-1-28		
94	717A0329	Drive Shaft Guard ASSY.....	1	148	12202-1-33		
95	717A0563	Cable Shifter.....	1	149	S01-438CA50-Y8		
96	717A0737	Cross Member.....	1				
97	717F1235	Mount, Clutch Cable.....	1		722A0152-1	<i>Pump Drive, Lower (Item no. 150)</i>	
98	717F0654	Left Rear Engine Mount.....	1	150	722 0066	PTO.....	1
99	717F0922	Right Rear Engine Mount.....	1				
100	717F0924	WSH, FL HRD A-NRW 0.4375, ST YZ.....	12				
101	WAH-43NX000-Y2	Alignment Stud.....	2				
102	718 0481						

* ITEM 3 IS NOT SHOWN IN THE ILLUSTRATION

WHEN ORDERING PARTS, SPECIFY MODEL NUMBER, SERIAL NUMBER AND DESCRIPTION OF PARTS REQUIRED

 TEREX P/N 12261-690	ENGINE ASSY - EXPORT MANUAL TRANSMISSION 455HP, 60 SERIES DETROIT ENGINE	DATE: Revised 12-2014 MODEL: T780 PAGE 6.6	GROUP 6
--	---	--	--------------------------



REF	PART NO.	DESCRIPTION	QTY
	T130981 (Rev C)	Clutch Booster Kit	
1	12019-402	1/4 MPT X 3/8 Tube Branch Tee.....	1
2	1209-83	Thrust Washer.....	8
3	1219-13	Connector	4
4	12202-1-28	Tubing, -4 Black	1
5	12202-1-33	Tubing, -4 Black	1
6	NYL-312C000-25	Nut, HEX NYL-INS 0.312-18, ST Z G5.....	1
7	NYM-08BM000-Y8	HEX Nut, Nylon Insert Metric	1
8	S01-625CB00-Y8	SCR, HHCS 0.625-11X2.00, ST YZ G8.....	2
9	S20-375CB00-HP	SCR, SHSS 0.375 X 2.00, STL.....	1
10	SHF-375CA75-25	SCR, HHCS FT 0.375-16X1.75, STZ G5.....	2
11	T118776	Adapter, Yoke.....	1
12	T118777	Bulkhead Connector	2
13	T120962	Rod End.....	2
14	T120968	Regulator, Pneumatic Clutch	1
15	T121184	Air Cylinder Assembly	1
16	T130784	Weldment- CYL Mount Bracket	1
17	T130785	Spacer.....	1
18	T130786	Bracket.....	1
19	T130787	Spacer.....	1
20	T130838	Mount, Spring.....	1
21	T130877	Hose Assembly	1
22	T130878	Hose Assembly	1
23	T136700	Spacer.....	1
24	T136701	Spacer.....	1
25	WAN-37NX000-20	WSH, FL TYP A-NRW 0.375, ST Z.....	2
26	WMF-010X000-20	WSH, Flat M10 DIN125, ST Z.....	4
27	WMF-014X000-20	WSH, Flat M14 DIN125, ST Z.....	2
28	WMF-024X000-P0	WSH, Flat M24 DIN125, STL.....	2
29	WMF-80MX000-20	WSH, Flat M8 DIN125, ST Z.....	2

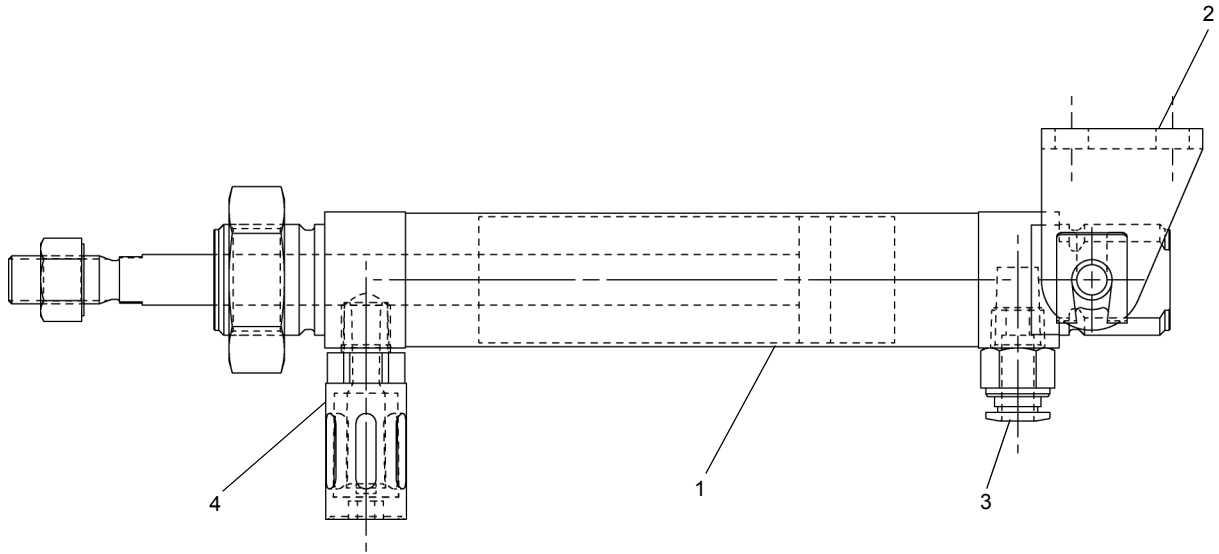
WHEN ORDERING PARTS, SPECIFY MODEL NUMBER, SERIAL NUMBER AND DESCRIPTION OF PARTS REQUIRED



CLUTCH BOOSTER KIT

DATE: Released 10-2014
 MODEL: T780
 PAGE 6.7

GROUP
6



REF	PART NO.	DESCRIPTION	QTY
	T121184 (Rev A)	<i>Air Cylinder Assembly</i>	
1	T120961	Air Cylinder.....	1
2	T120963	Clevis Foot Mounting	1
3	T120964	Adapter, MNPT-2/ACMP-4	1
4	T120965	Silencer	1

WHEN ORDERING PARTS, SPECIFY MODEL NUMBER, SERIAL NUMBER AND DESCRIPTION OF PARTS REQUIRED



AIR CYLINDER ASSEMBLY

DATE: Revised 05-2013
 MODEL: T780
 PAGE 6.8

GROUP
6

<u>REF</u>	<u>PART NO.</u>	<u>DESCRIPTION</u>	<u>QTY</u>
	T122689 (Rev A)	<i>Engine ASSY, AUTO Export</i>	
1	218692-2	Manual Pack, AUTO.....	1
2	718A0434-1	Axles, AUTO (Ref Page 4.7)	1
3	718A0713	Fluid & Lube	1
4	718A0999	Cab, Carrier W/AUTO Transmission (Ref Page 27.4).....	1
5	722A0025	Lower Hydraulic Assembly, AUTO (Ref Page 25A.1).....	1
6	T122690	Engine Assembly, AUTO Export.....	1
7	T119918	Tier 3 Emissions Decal Installation (Ref Page 30.6)	1

ITEMS 1 TO 7 ARE NOT ILLUSTRATED

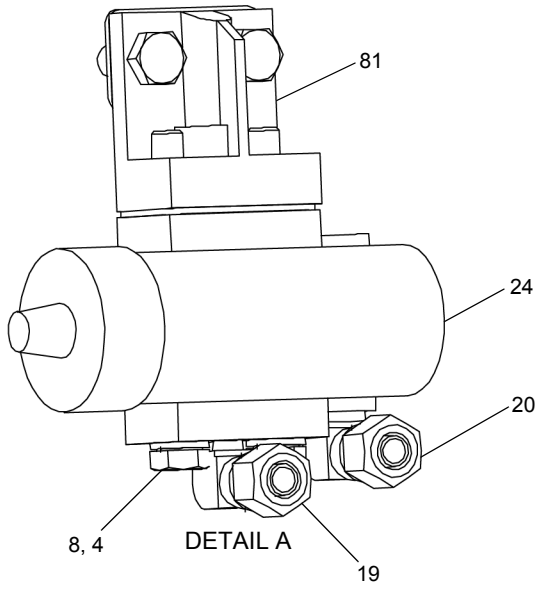
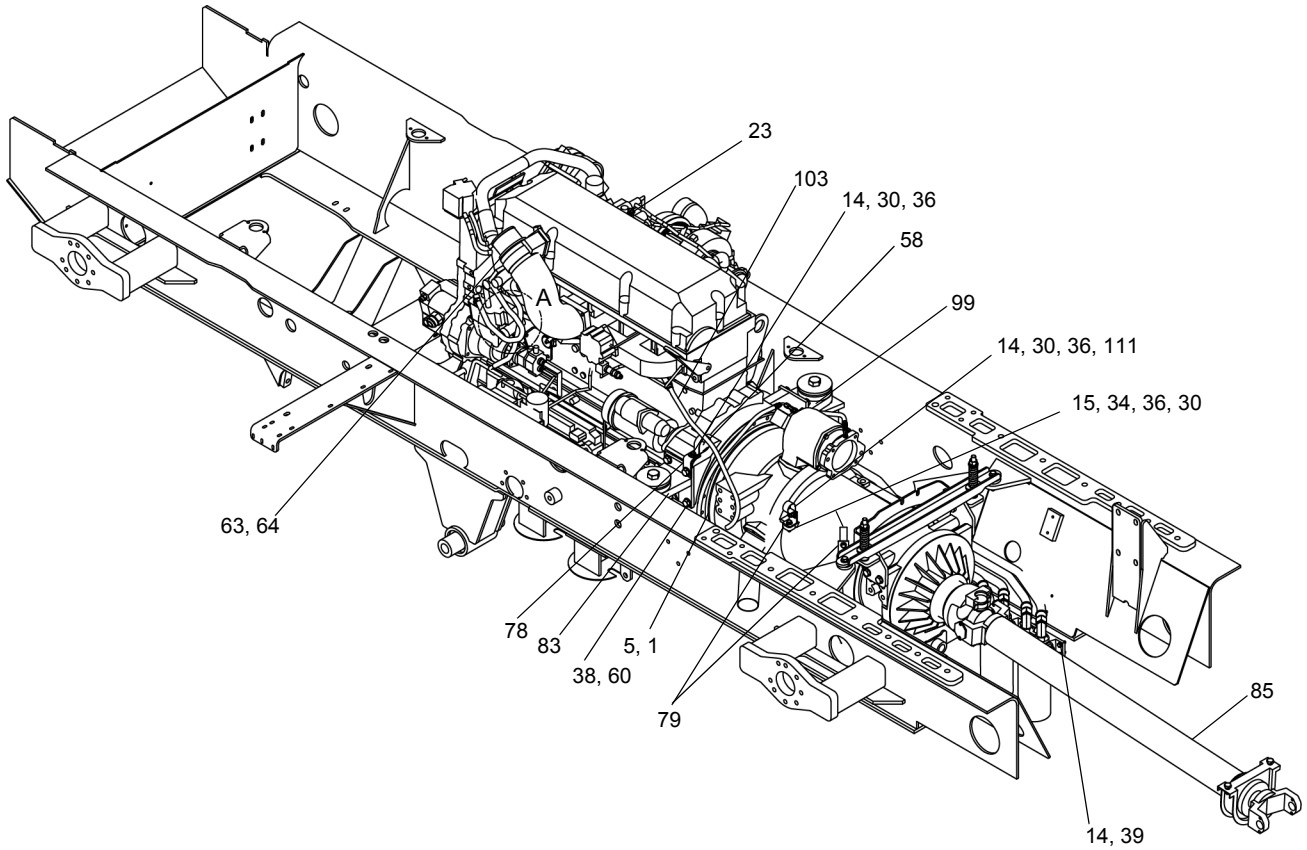
WHEN ORDERING PARTS, SPECIFY MODEL NUMBER, SERIAL NUMBER AND DESCRIPTION OF PARTS REQUIRED



ENGINE ASSY - EXPORT
AUTO TRANSMISSION
515HP, 60 SERIES DETROIT ENGINE

DATE: Revised 05-2013
MODEL: T780
PAGE 6A.1

GROUP
6A



SEE PAGE 6A.6

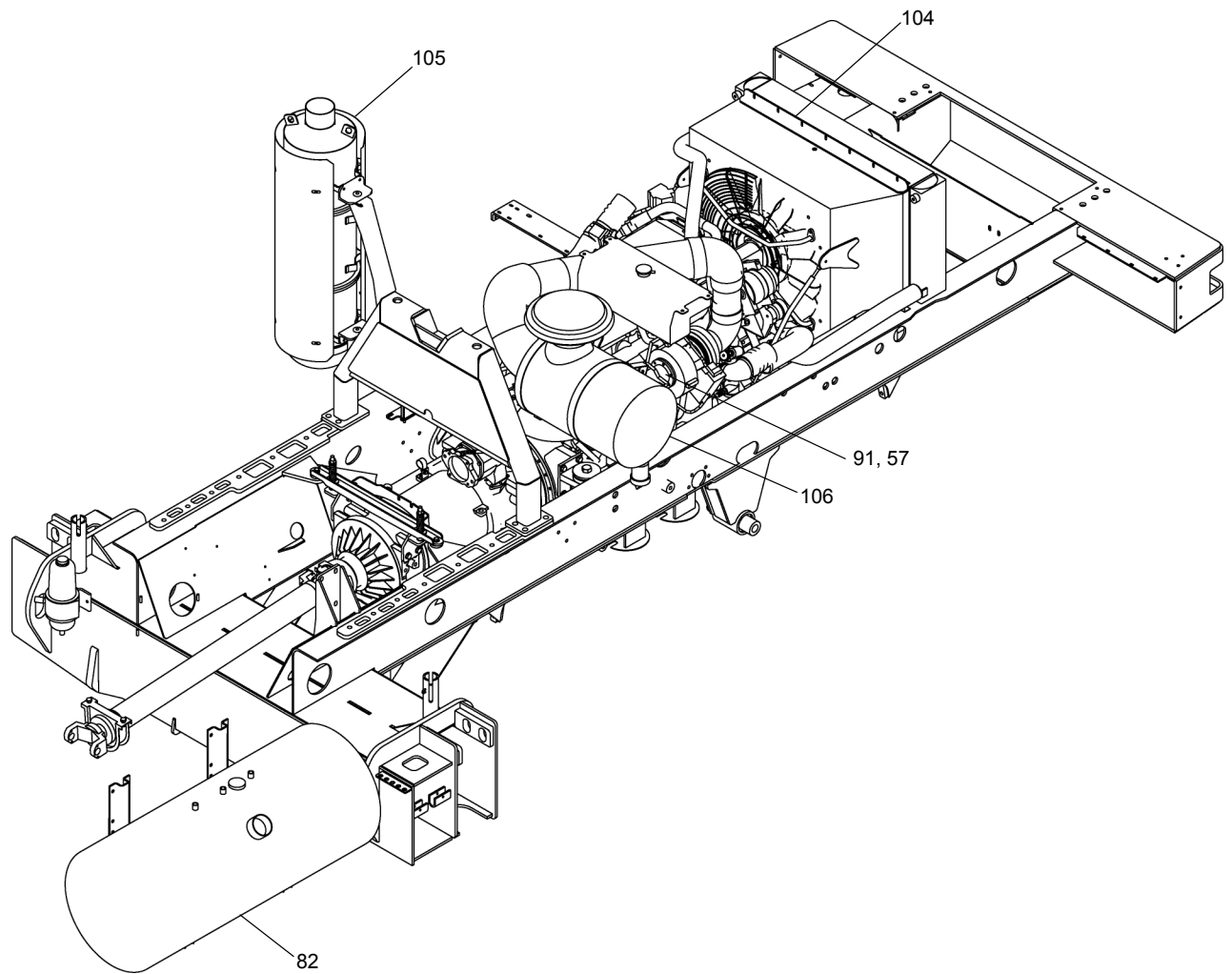
WHEN ORDERING PARTS, SPECIFY MODEL NUMBER, SERIAL NUMBER AND DESCRIPTION OF PARTS REQUIRED



ENGINE ASSY - EXPORT
AUTO TRANSMISSION
515HP, 60 SERIES DETROIT ENGINE

DATE: Revised 12-2014
 MODEL: T780
 PAGE 6A.2

GROUP
6A



SEE PAGE 6A.6

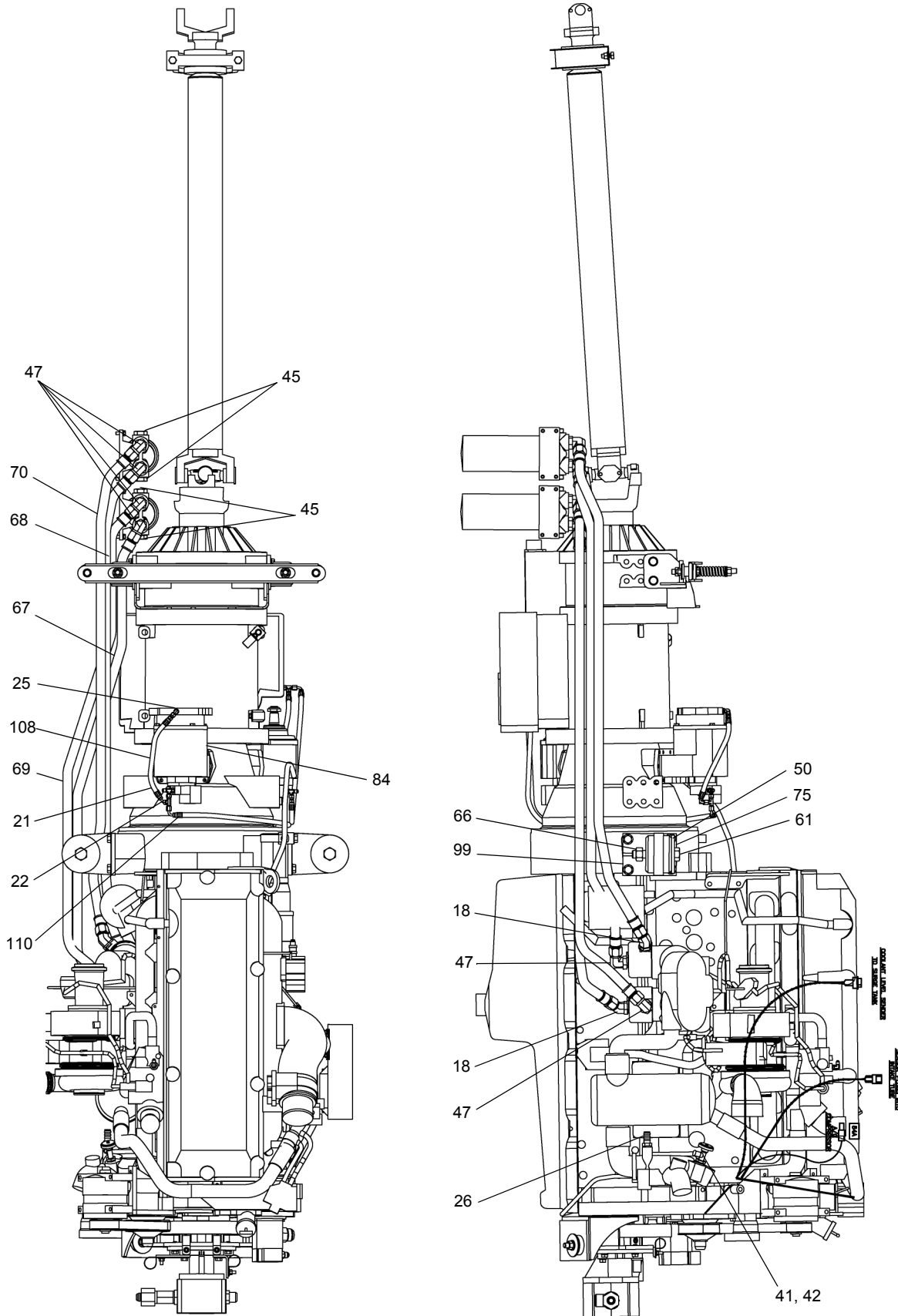
WHEN ORDERING PARTS, SPECIFY MODEL NUMBER, SERIAL NUMBER AND DESCRIPTION OF PARTS REQUIRED



ENGINE ASSY - EXPORT
AUTO TRANSMISSION
515HP, 60 SERIES DETROIT ENGINE

DATE: Revised 12-2014
 MODEL: T780
 PAGE 6A.3

GROUP
6A



VIEW IS ROTATED 90° CLOCKWISE

SEE PAGE 6A.6

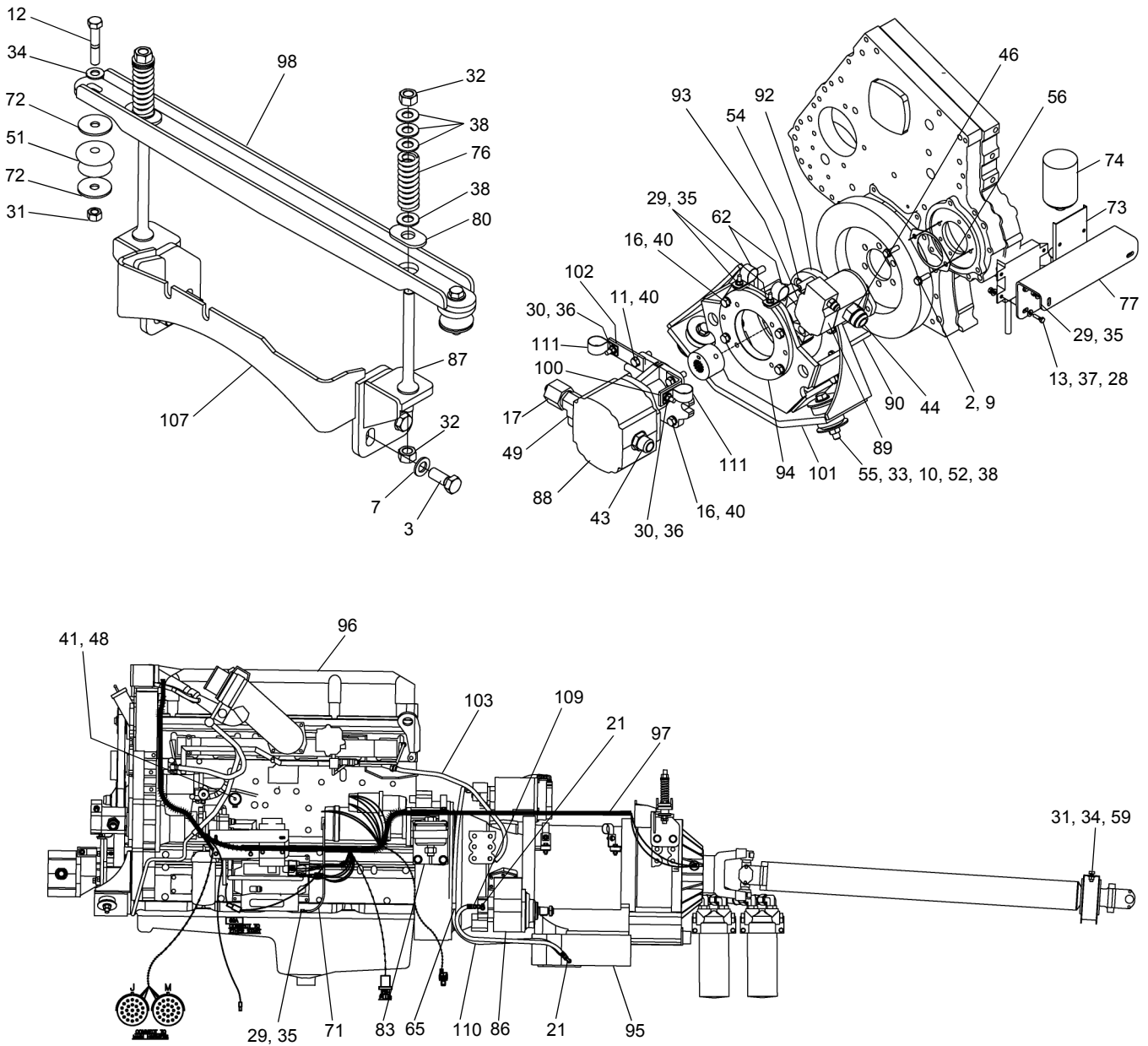
WHEN ORDERING PARTS, SPECIFY MODEL NUMBER, SERIAL NUMBER AND DESCRIPTION OF PARTS REQUIRED

 **TEREX**
P/N 12261-690

ENGINE ASSY - EXPORT
AUTO TRANSMISSION
515HP, 60 SERIES DETROIT ENGINE

DATE: Revised 12-2014
MODEL: T780
PAGE 6A.4

GROUP
6A



SEE PAGE 6A.6

WHEN ORDERING PARTS, SPECIFY MODEL NUMBER, SERIAL NUMBER AND DESCRIPTION OF PARTS REQUIRED



ENGINE ASSY - EXPORT
AUTO TRANSMISSION
515HP, 60 SERIES DETROIT ENGINE

DATE: Revised 12-2014
MODEL: T780
PAGE 6A.5

GROUP
6A

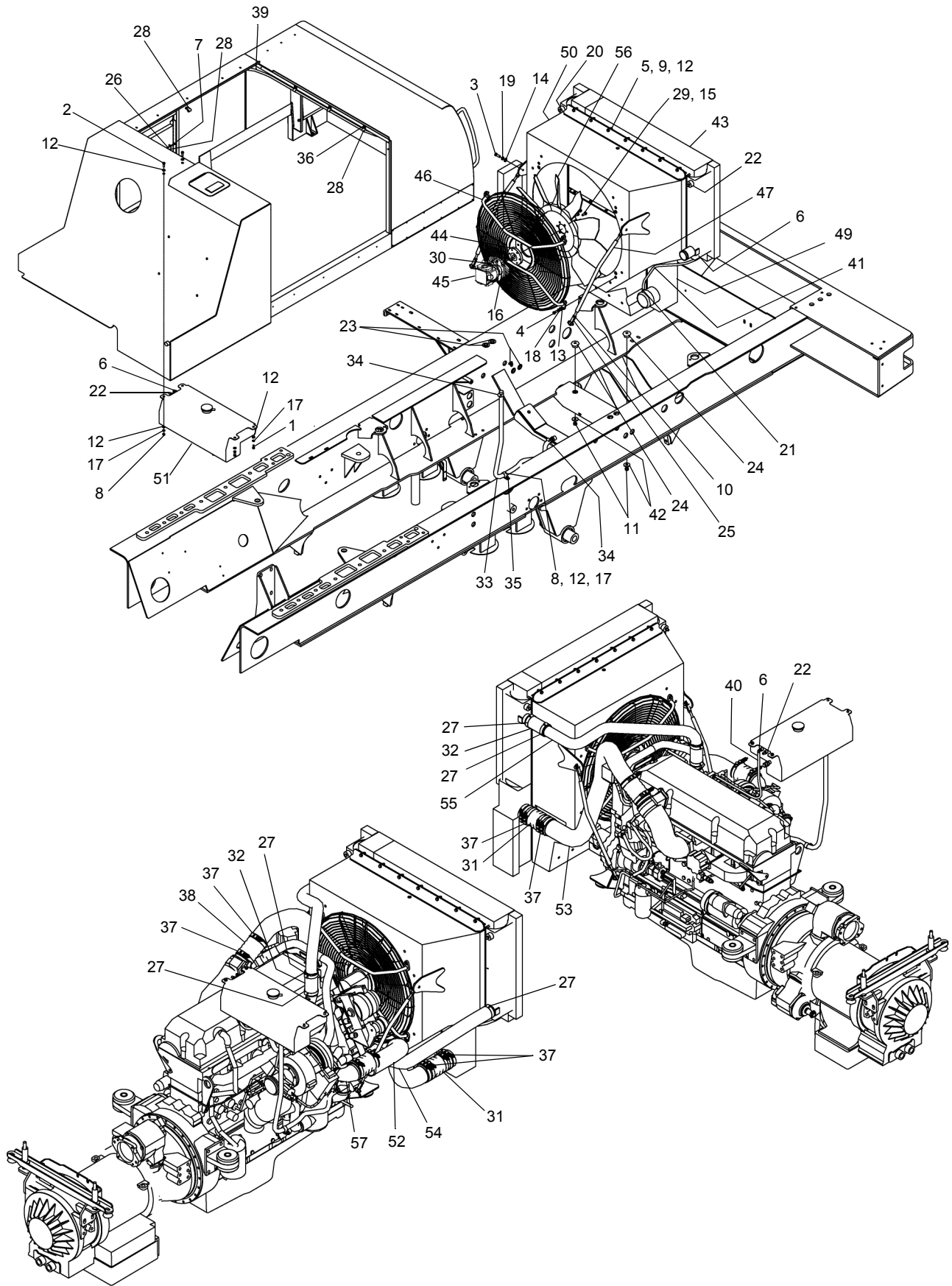
SEE PAGES 6A.2, 6A.3, 6A.4 & 6A.5

REF	PART NO.	DESCRIPTION	QTY	REF	PART NO.	DESCRIPTION	QTY
T122690 (Rev F) <i>Export Engine Assembly T700 with AUTO</i>							
1	WAH-43NX000-Y2	WSH, FL HRD A-NRW 0.4375, ST YZ.....	12	57	718 1023	Outlet - Turbo	1
2	SMF-10CM035-29	M10 X 35mm Bolt	2	58	1240-79	Clamp, 2.25"	1
3	SMF-A6EM040-28	M16 X 40mm Bolt	4	59	SHF-500CA25-Y8	1/2-13NC X 1.25 GD8 Bolt.....	2
4	S43-08BM075-28	M8 X 75mm Bolt	2	60	S01-625FA75-Y8	5/8-18NC X 1.75 GD8 Bolt.....	2
5	S01-438CA50-Y8	SCR, HHCS 0.4375-14X1.5, ST YZ G8.....	12	61	S01-A00CD50-Y8	1-8NC X 4.50 GD8 Bolt.....	2
6*	WMF-014X000-20	M14 Flat Washer	4	62	200B2007-10	Clamp 1.25.....	2
7	WMF-016X000-20	M16 Flat Washer	4	63	718 1025	O'Ring - Intake.....	1
8	W16-80MX000-G2	M8 Lock Washer	2	64	718 1026	Extension - Intake.....	1
9	W16-010X000-G2	M10 Lock Washer	2	65	200B2007-21	Clamp 0.50".....	1
10	10329	Washer 3" OD X .125" THK	4	66	NYL-A00C000-Y8	1-8NC Lock Nut.....	2
11	S01-500CA75-25	1/2-13NC X 1.75 GD5 Bolt.....	2	67	707 4289-66	66" Hose.....	1
12	S01-500CB75-25	1/2-13NC X 2.75 GD5 Bolt.....	2	68	707 4289-67	67" Hose.....	1
13	S01-250CA00-25	1/4-20NC X 1.00 GD5 Bolt.....	8	69	707 4289-68	68" Hose.....	1
14	SHF-375CA00-25	3/8-16NC X 1.00 GD5 Bolt.....	11	70	707 4289-69	69" Hose.....	1
15	S01-375CA50-25	3/8-16NC X 1.50 GD5 Bolt.....	2	71	707 4526	Cable, Ground	1
16	SHF-500CA25-25	1/2-13NC X 1.25 GD5 Bolt.....	6	72	709 7310	.52ID X 2.25OD Washer.....	4
17	12019-147	Reducer 20 X 12 JIC.....	1	73	717 0263	Either Start Kit	1
18	12019-303	16 O-Ring X 16 MJIC 45.....	2	74	717 0264	80Z Either Cylinder.....	1
19	12019-405	Elbow, 6-2	1	75	717 0267	Snubbing Washer.....	2
20	12019-406	Elbow, 6-4	1	76	717 0383	Compression Spring	2
21	12019-427	4 O-Ring X 4 MJIC Run Tee	1	77	717 0460	Mount, Either Kit.....	1
22	12019-453	4 JIC Run Tee	1	78	717 0601	Bracket	1
23	12019-892	Metric Elbow	1	79	717 0602	Bracket	2
24	12019-543	Air Governor.....	1	80	717 0910	Spacer	2
25	12019-548	4 O-Ring X 4 MJIC 90.....	1	81	717 1154	Adapter, Air Governer.....	1
26	12019-688	3/4 NPT X .75 Hose BARB	1	82	717A0329	Fuel System ASSY (Ref Page 2.11)	1
27*	T104745	Harness, VIM Module	1	83	717F0922	Left Rear Engine Mount	1
28	NYL-250C000-25	1/4-20NC Lock Nut	8	84	718 0126	PTO - Top (Ref Page 24.8).....	1
29	NYL-312C000-25	5/16-18NC Lock Nut	5	85	718 0140	Drive Shaft (Ref Page 9.1)	1
30	NYL-375C000-25	3/8-16NC Lock Nut	7	86	718 0271	PTO - Side (Ref Page 24.10)	1
31	NYL-500C000-25	1/2-13NC Lock Nut	4	87	718 0316	Stud, Transmission	2
32	NYL-625C000-25	5/8-16NC Lock Nut	4	88	718 0377	Pump - Cooling System.....	1
33	NYL-625F000-25	5/8-18NF Lock Nut.....	2	89	T114999	Pump, Gear	1
34	WAN-50NX000-20	1/2 Flat Washer	6	90	718 0481	Alignment Stud	2
35	WAN-31NX000-20	5/16 Flat Washer.....	5	91	718 1024	Gasket - Turbo	1
36	WAN-37NX000-20	3/8 Flat Washer.....	12	92	718 0807	Adapter - Crankshaft	1
37	WAN-25NX000-20	1/4 Flat Washer.....	16	93	718 0808	Coupling	1
38	WAN-62NX000-20	5/8 Flat Washer.....	20	94	718 0818	Mounting Plate - Pump.....	1
39	W07-375X000-20	3/8 Lock Washer	8	95	718 0978	Transmission RDS4070	1
40	W07-500X000-20	1/2 Lock Washer	8	96	T122719	Export Engine, DD 515HP.....	1
41	1219-190	Valve, Shut Off	2	97	718 0993	Engine Wire Harness	1
42	1219-255	Bushing, 3/4" X 3/8"	1	98	718F0308	Support, Transmission	1
43	1219-282	16 O-Ring X 16 MJIC STR.....	1	99	718F0755	Right Rear Engine Mount.....	1
44	1219-386	16 O-Ring X 20 MJIC STR.....	1	100	718F0786	Mount, Clamp	1
45	1219-569	16 O-Ring Plug	4	101	718F0814	Front Engine Mount.....	1
46	1219-598	6 O-Ring X 8 MJIC STR.....	1	102	718F0943	Mount, Clamp	1
47	1219-680	16 O-Ring X 16 MJIC 90.....	6	103	722 0174-25	Hose, Air Dryer.....	1
48	1219-97	Bushing, 1/2" X 3/8"	1	104	722A0148	Cooling System ASSY.....	1
49	1219-975	20 O-Ring Run Tee	1	105	717A1280	Exhaust System	1
50	T126452	Rear Engine Mount.....	2	106	722A0154	Air Cleaner ASSY	1
51	1221-128	Transmission Mount.....	2	107	T117934	Support, Rear Pump.....	1
52	1221-138	Front Engine Mount	2	108	MK212378-13	Hose ASSY	1
53*	1222-184	7" Plastic Tie	30	109	MK212378-24	Hose ASSY	1
54	S01-562FA75-Y8	9/16-18NF X 1.75 GD8 Bolt.....	4	110	MK212378-48	Hose ASSY	1
55	S01-625FD00-Y8	5/8-18NF X 4.0 GD8 Bolt.....	2	111	1240-91	Clamp 1.50".....	4
56	1239-13	Gasket, Steering Pump.....	1	112*	T135223	Harness, Transmission Allision 4000.....	1

* ITEMS 6, 27, 53 & 112 ARE NOT SHOWN IN THE ILLUSTRATION

WHEN ORDERING PARTS, SPECIFY MODEL NUMBER, SERIAL NUMBER AND DESCRIPTION OF PARTS REQUIRED

 TEREX P/N 12261-690	ENGINE ASSY - EXPORT AUTO TRANSMISSION 515HP, 60 SERIES DETROIT ENGINE	DATE: Revised 12-2014 MODEL: T780 PAGE 6A.6	GROUP 6A
--	---	---	--



SEE PAGE 6A.8

WHEN ORDERING PARTS, SPECIFY MODEL NUMBER, SERIAL NUMBER AND DESCRIPTION OF PARTS REQUIRED



COOLING SYSTEM ASSEMBLY

DATE: Revised 05-2013
 MODEL: T780
 PAGE 6A.7

GROUP
6A

SEE PAGE 6A.7

REF	PART NO.	DESCRIPTION	QTY
722A0148 (Rev E) <i>Cooling Assembly</i>			
1	1200-29	5/16-18NC X .75 GD 5 Bolt	2
2	1200-31	5/16-18NC X 1 GD 5 Bolt	2
3	1200-328	7/16-14NC X 1.25 GD 5 Bolt	4
4	1200-59	3/8-16NC X 1.00 GD 5 Bolt	4
5	1200-61	3/8-16NC X 1.25 GD 5 Bolt	12
6	12019-548	4 O-Ring X 4 MJIC 90.....	2
7	1202-7	10-24 X 1.00 Screw	2
8	1205-25	5/16-18NC Nut.....	3
9	1205-45	3/8-16NC Lock Nut.....	12
10	1205-48	7/16-20NF Nut	4
11	1205-67	1/2-13NC Lock Nut	2
12	1209-3	5/16 Flat Washer	31
13	1209-4	3/8 Flat Washer	4
14	1209-5	7/16 Flat Washer	4
15	1209-63	3/8 Flat Hard Washer	6
16	1209-64	1/2 Flat Hard Washer	2
17	1210-17	5/16 Lock Washer.....	5
18	1210-20	3/8 Lock Washer.....	4
19	1210-23	7/16 Lock Washer.....	4
20	1219-763	4 O-Ring Plug	1
21	1219-814	Plug.....	1
22	1219-959	4 O-Ring X 4 MJIC STR	2
23	1221-66	Grommet.....	4
24	1221-89	Rubber Mount.....	2
25	1222-342	Rod End.....	4
26	1230-6	10-24 Nut.....	2
27	1240-286	Hose Clamp.....	6
28	1240-293	Clamp, 1/2	10
29	1242-134	3/8-16NC X 1.00 GD 8 Bolt	6
30	1242-29	1/2-13NC X 1.00 GD 8 Bolt	2
31	1243-173	Bellows 4" X 8".....	2
32	1244-227	2.50 ID Radiator Hose	12"
33	12444-1	Fill Hose.....	61
34	200B0087-2	Hose Clamp.....	2
35	200B2007-9	Clamp, 1.13"	1
36	223-15219	1/4-20 X .50 Self Tap.....	3
37	372 1531	Clamp	12
38	420 3922	Bellows 4" X 6".....	2
39	707 4164-114	Hose	1
40	707 4164-26	Hose	1
41	707 4164-38	Hose, Drain.....	1
42	709 7425	1.5OD X .503ID X .13 Washer.....	2
43	709 7454	Foam.....	3
44	718 0248	Adapter, Engine Fan.....	1
45	T127875	Motor, Fan	1
46	718 0287	Guard, Fan.....	1
47	718 0388	Strut.....	2
48*	718 0475	Trim Seal	8
49	718 0950	Radiator/CAC.....	1
50	718 0951	Radiator Shroud.....	1
51	718 0952	Coolant Tank	1
52	718 0981	CAC Tube.....	1
53	718 0982	CAC Tube.....	1
54	718 0983	Lower Radiator Hose	1
55	718 0985	Upper Radiator Tube	1
56	722 0143	Fan 30"	1
57	722 0176	Turbo Outlet Elbow.....	1

* ITEM 48 IS NOT SHOWN IN ILLUSTRATION

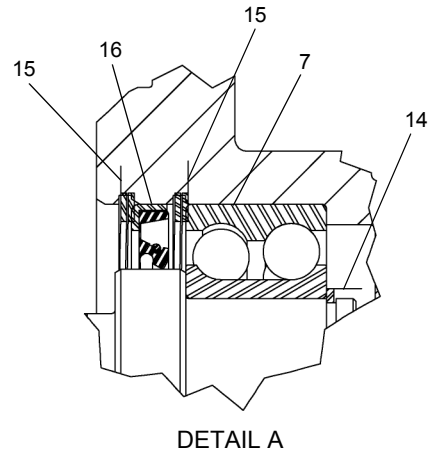
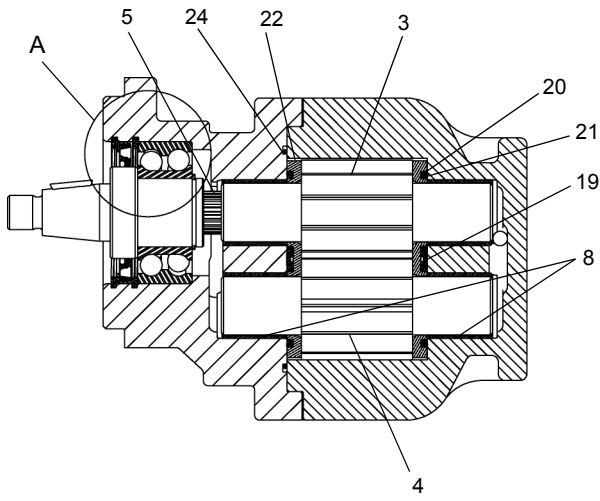
WHEN ORDERING PARTS, SPECIFY MODEL NUMBER, SERIAL NUMBER AND DESCRIPTION OF PARTS REQUIRED



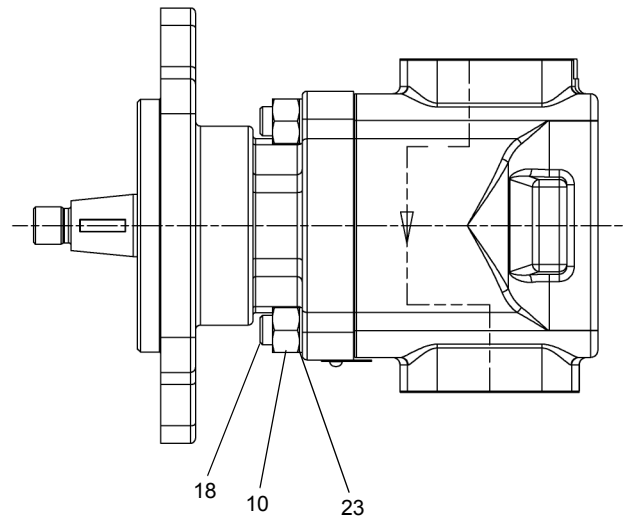
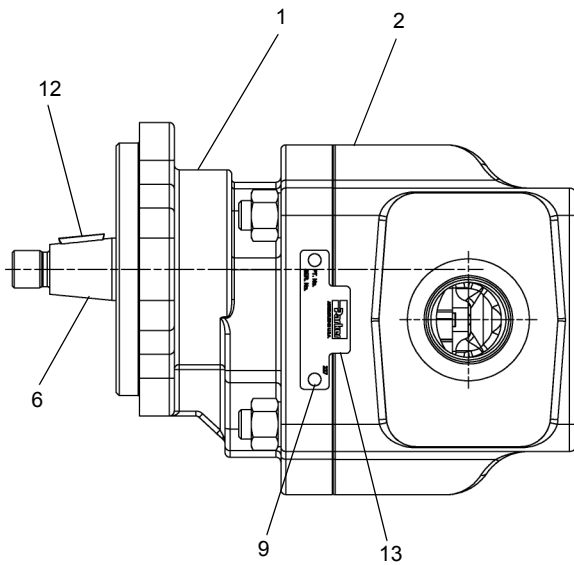
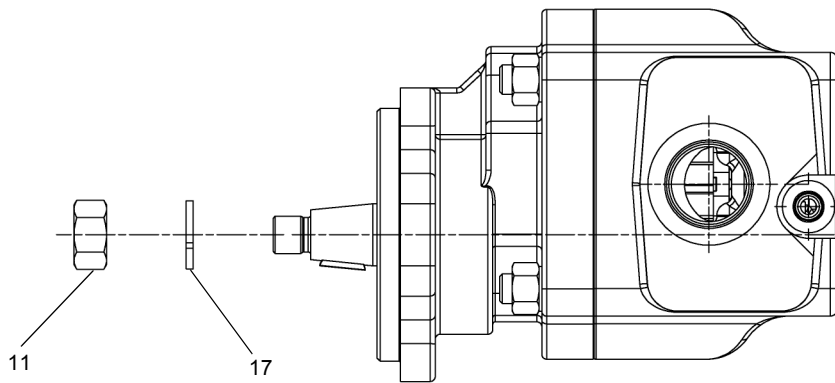
COOLING SYSTEM ASSEMBLY

DATE: Revised 05-2013
MODEL: T780
PAGE 6A.8

GROUP
6A



DETAIL A



SEE PAGE 6A.10

WHEN ORDERING PARTS, SPECIFY MODEL NUMBER, SERIAL NUMBER AND DESCRIPTION OF PARTS REQUIRED

TEREX
P/N 12261-690

MOTOR, HYD

DATE: Released 10-2014
MODEL: T780
PAGE 6A.9

GROUP
6A

SEE PAGE 6A.9

<u>REF</u>	<u>PART NO.</u>	<u>DESCRIPTION</u>	<u>QTY</u>
	T127875 (Rev A)	Motor, HYD	
1	228231	Flange.....	1
2	228230	Body	1
3	228229	Drive Gear	1
4	228228	Gear, Driven	1
5	228227	SFT, CONN.....	1
6	228226	Shaft	1
7	228225	Bearing, Ball	1
8	228224	Bushing.....	4
9	221316	Screw, Drive	2
10	219346	Nut, HEX.....	4
11	228223	Nut, HEX.....	1
12	228222	Key .75DIA. Woodruff.....	1
13	219353	Nameplate	1
14	228221	Ring, RTNG	1
15	228220	Ring, Snap.....	2
16	228219	Seal, Lip.....	1
17	228218	Lockwasher	1
18	219345	Stud	4
19	228217	Seal, ENERG.....	2
20	228216	Seal, ENERG.....	4
21	228215	Seal, ELEM.....	2
22	228214	Balance Plate	2
23	219344	Washer	4
24	228213	Section Seal	1

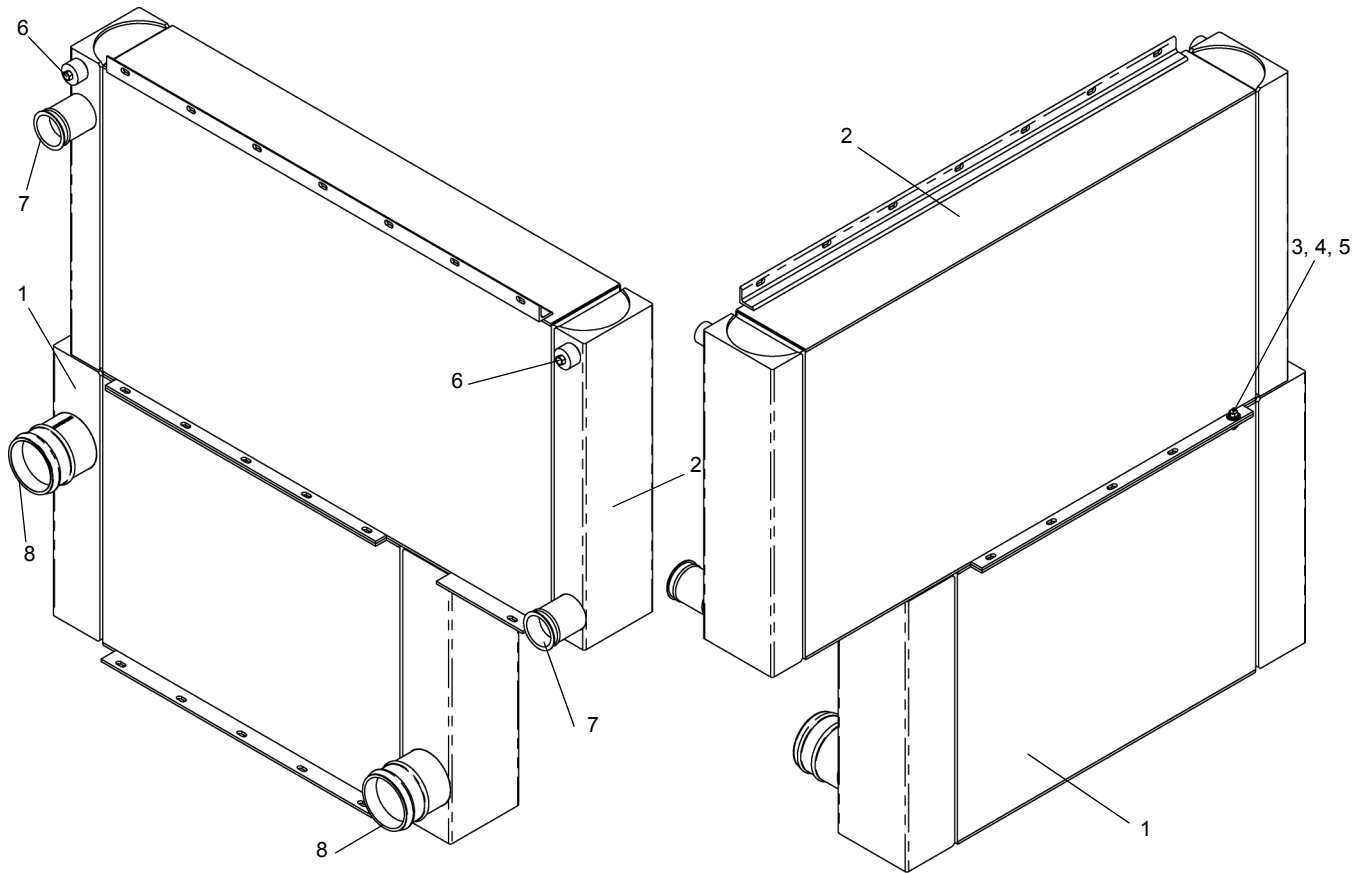
WHEN ORDERING PARTS, SPECIFY MODEL NUMBER, SERIAL NUMBER AND DESCRIPTION OF PARTS REQUIRED



MOTOR, HYD

DATE: Released 10-2014
MODEL: T780
PAGE 6A.10

GROUP
6A



<u>REF</u>	<u>PART NO.</u>	<u>DESCRIPTION</u>	<u>QTY</u>
	718-0950 (Rev C)	Radiator/CAC	
1	223081	Charge Air Cooler	1
2	223082	Radiator	1
3	223083	Flg HD Bolt Serr 5/16"-18x1" LG WZ	10
4	223084	Washer-Flat (5/16)	20
5	223085	Nut-FLGHD (5/16"-18UNC)	10
6	223086	#4 HEX Head SAE 7/16"-20 Oring Plug	3
7	223087	Plug-Plastic	2
8	223088	Plug, Tapered	2

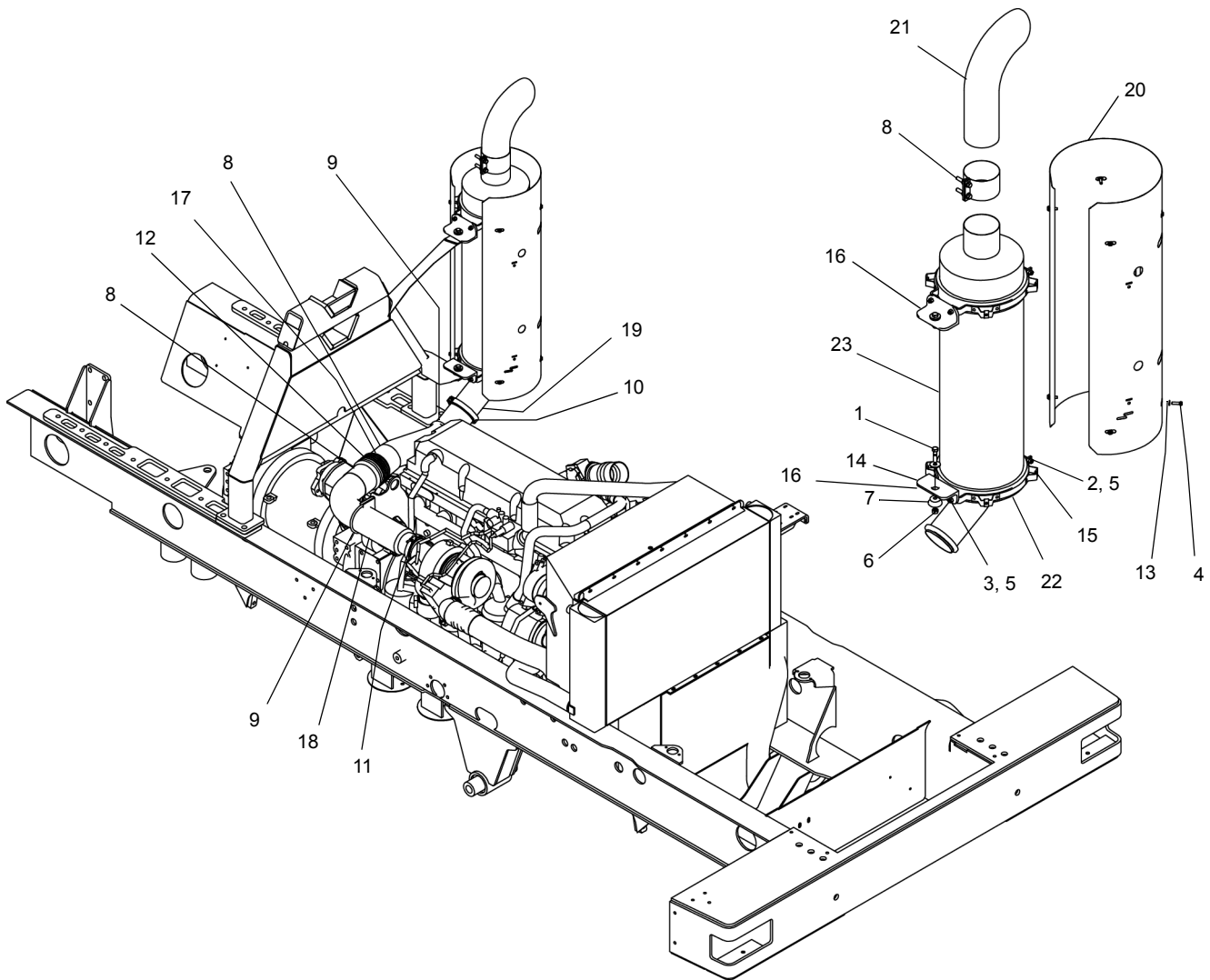
WHEN ORDERING PARTS, SPECIFY MODEL NUMBER, SERIAL NUMBER AND DESCRIPTION OF PARTS REQUIRED



**ENGINE
COOLING ASSEMBLY**

DATE: Released 06-2013
 MODEL: T780
 PAGE 6A.11

**GROUP
6A**



REF	PART NO.	DESCRIPTION	QTY	REF	PART NO.	DESCRIPTION	QTY
717A1280 (Rev B) Exhaust ASSY 2007							
1	1200-104	1/2-13NC X 2.00 GD5 Bolt.....	2	13	1209-108	5/16 SS X .875OD Flat Washer	8
2	1200-416	3/8-16NC X 6.50 GD5 Bolt.....	2	14	709 7425	1.50 X .503 X .13 Washer	2
3	1200-61	3/8-16NC X 1.25 GD5 Bolt.....	4	15	717 0725	5/16 Tinnerman Clip.....	8
4	1203-255	5/16-18NC X 1.25 TORX PAN HD..	8	16	718 0973	Muffer Support.....	2
5	1205-43	3/8-16NC Lock Nut.....	6	17	718 0975	Exhaust Support	1
6	1205-67	1/2-13NC Lock Nut.....	2	18	718 0976	Exhaust Pipe - Front	1
7	1221-89	Rubber Mount	2	19	718 1014	Exhaust Pipe - Rear.....	1
8	1240-122	5" Seal Clamp	3	20	718 1015	Muffer Gaurd	1
9	1240-247	5" Exhaust Clamp.....	2	21	718 1006	Exhaust Stack	1
10	1240-290	V-Band Clamp	1	22	718F0989	Muffer Bracket.....	4
11	1240-292	V-Band Clamp	1	23	718-1022	Muffer	1
12	1256-79	Exhaust Bellows.....	1				

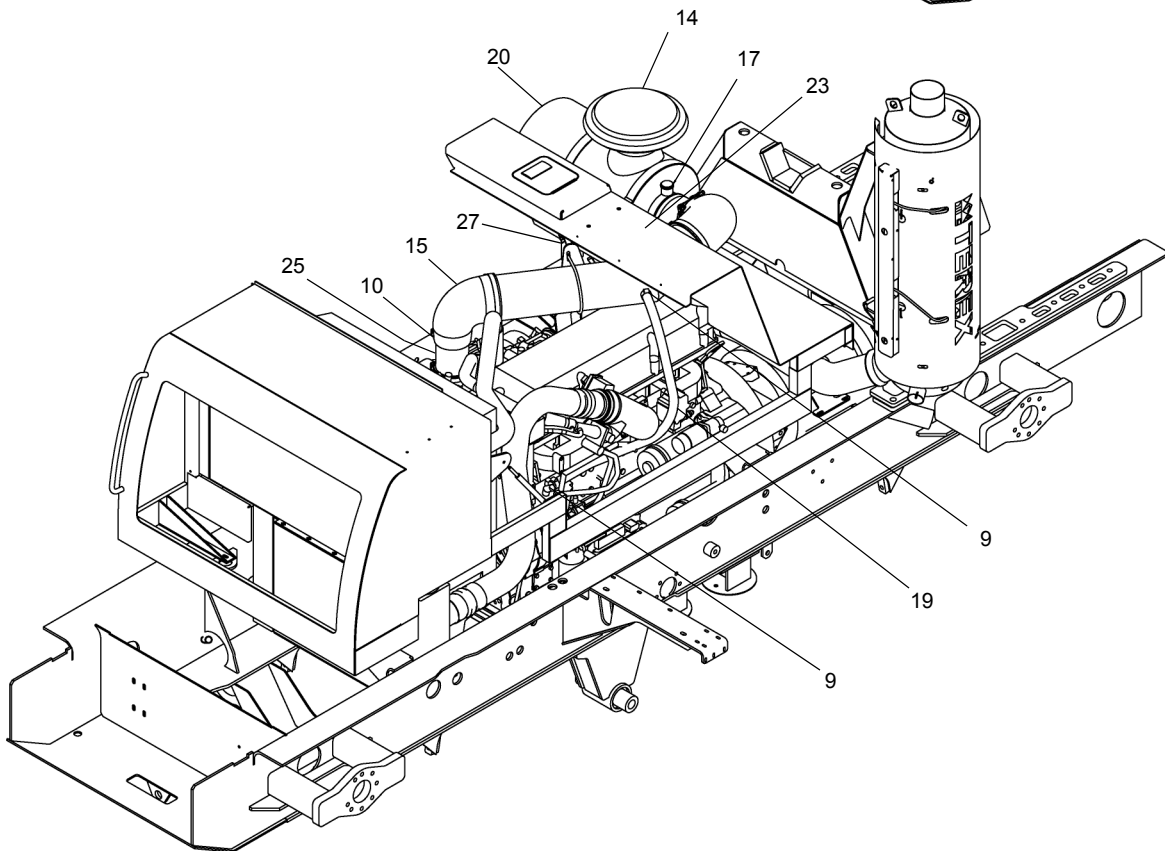
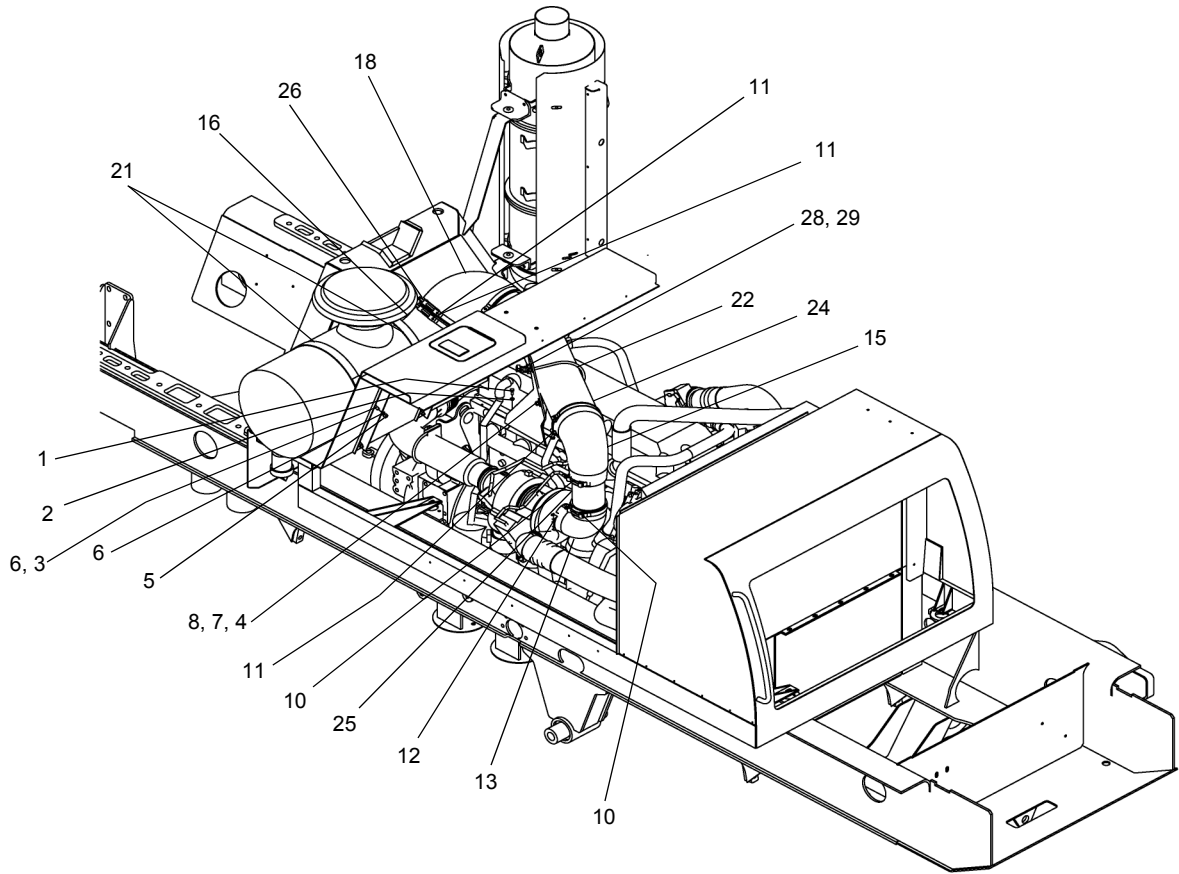
WHEN ORDERING PARTS, SPECIFY MODEL NUMBER, SERIAL NUMBER AND DESCRIPTION OF PARTS REQUIRED



EXHAUST SYSTEM

DATE: Revised 05-2013
 MODEL: T780
 PAGE 6A.12

GROUP
6A



SEE PAGE 6A.14

WHEN ORDERING PARTS, SPECIFY MODEL NUMBER, SERIAL NUMBER AND DESCRIPTION OF PARTS REQUIRED

 **TEREX**
P/N 12261-690

AIR CLEANER ASSEMBLY

DATE: Revised 05-2013

MODEL: T780

PAGE 6A.13

GROUP

6A

SEE PAGE 6A.13

REF	PART NO.	DESCRIPTION	QTY
722A0154 (Rev B) <i>Air Cleaner Assembly</i>			
1	071 408 27	M8 X 20mm Bolt	2
2	085 308 16	M8 Lockwasher	2
3	1200-61	3/8-16NC X 1.25 GD5 Bolt	4
4	1205-36	3/8-16NC Nut	2
5	1205-45	3/8-16NC Locknut.....	4
6	1209-3	5/16 Flatwasher	8
7	1209-4	3/8 Flatwasher	2
8	1210-20	3/8 Lockwasher.....	2
9	1240-12	Hose Clamp	2
10	1240-245	5.38"/5.69" Clamp	2
11	1240-296	7.25"/7.56" Clamp	5
12	1240-81	4.13"/4.44" Clamp	1
13	1243-121	4" x 5" Rubber Elbow	1
14	1243-155	7" Rain Cap.....	1
15	1243-157	5" x 7" Rubber Elbow	1
16	1243-171	7" 45Deg Elbow	1
17	1243-50	Filter Minder.....	1
18	435 1420	7" Rubber Elbow	1
19	4404651060	1" ID Hose	4
20	717 0175	Air Cleaner	1
21	717 0176	Mounting Band.....	2
22	717 0724	U-Bolt.....	1
23	717 0960	Baffel.....	1
24	722 0136	Tube - Air Cleaner	1
25	722 0140	Tube - Air	1
26	722 0141	Tube - Air	1
27	722F0137	Support Tube	1
28	7220178	AMB Temp Sensor	1
29	1219-97	Bushing, 1/2" X 3/8"	1

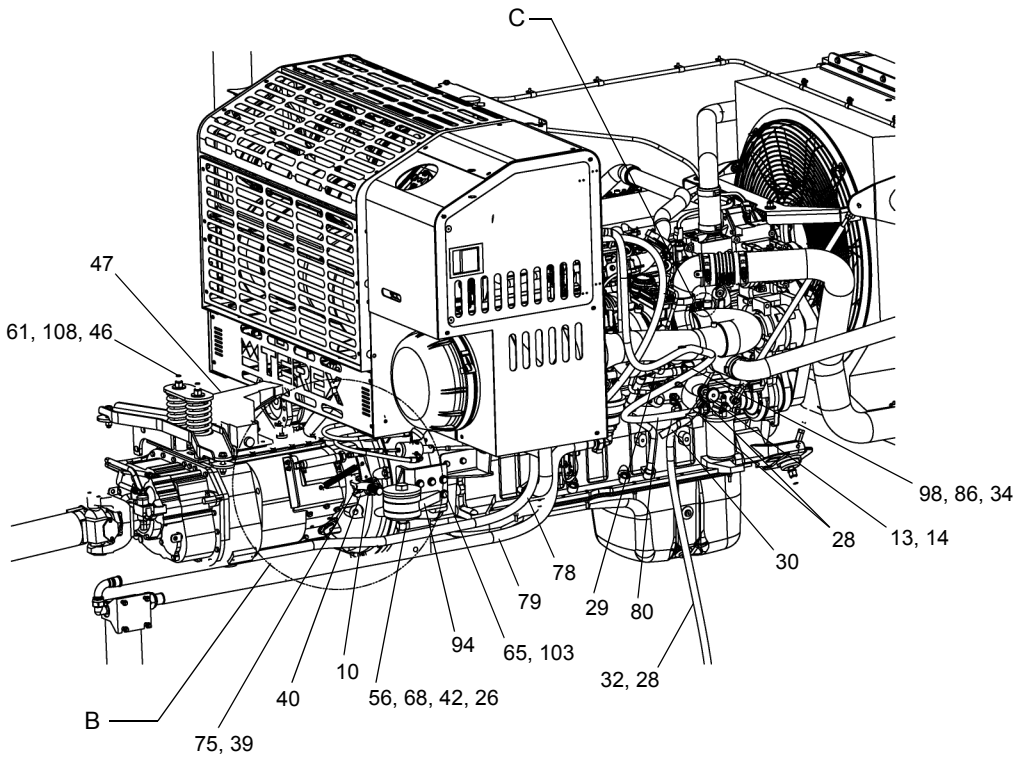
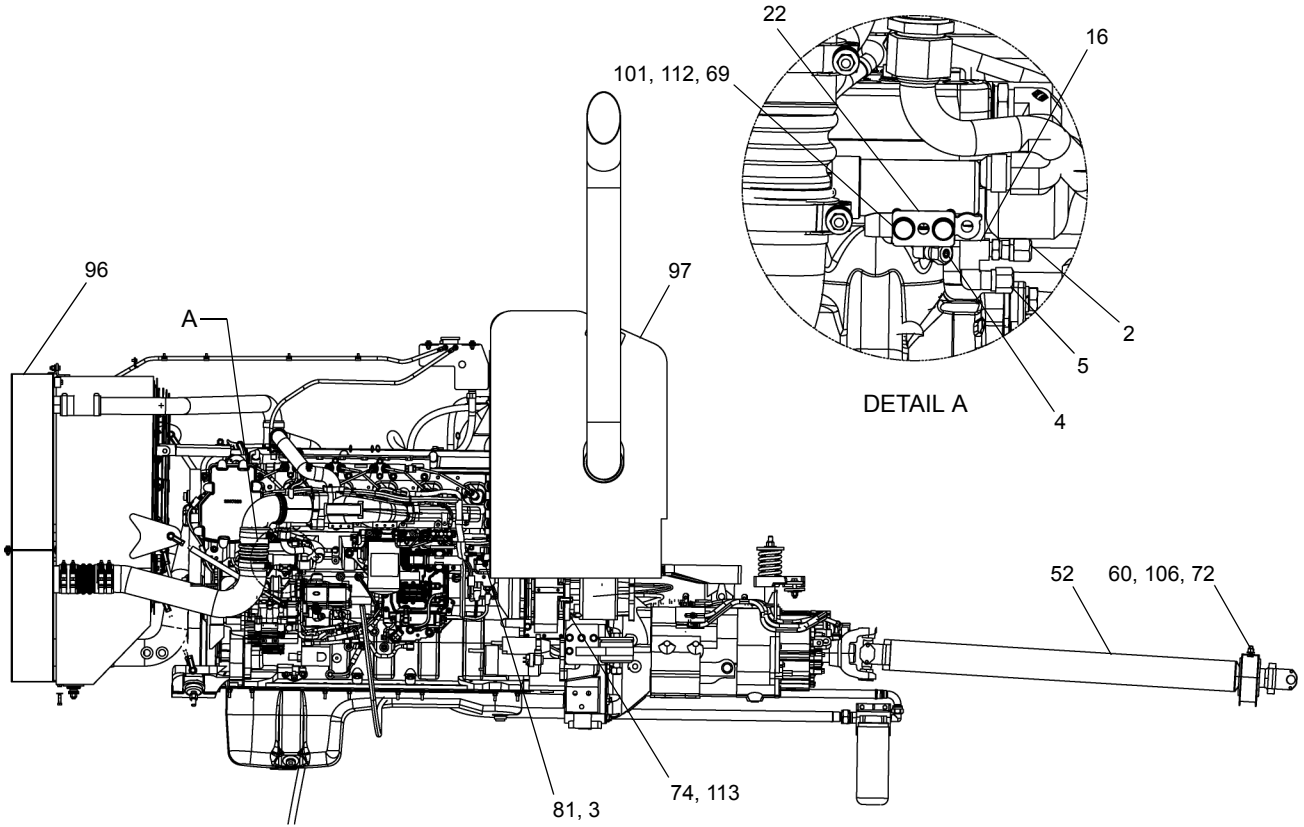
WHEN ORDERING PARTS, SPECIFY MODEL NUMBER, SERIAL NUMBER AND DESCRIPTION OF PARTS REQUIRED



AIR CLEANER ASSEMBLY

DATE: Revised 05-2013
MODEL: T780
PAGE 6A.14

GROUP
6A



SEE PAGES 6B.4 & 6B.5

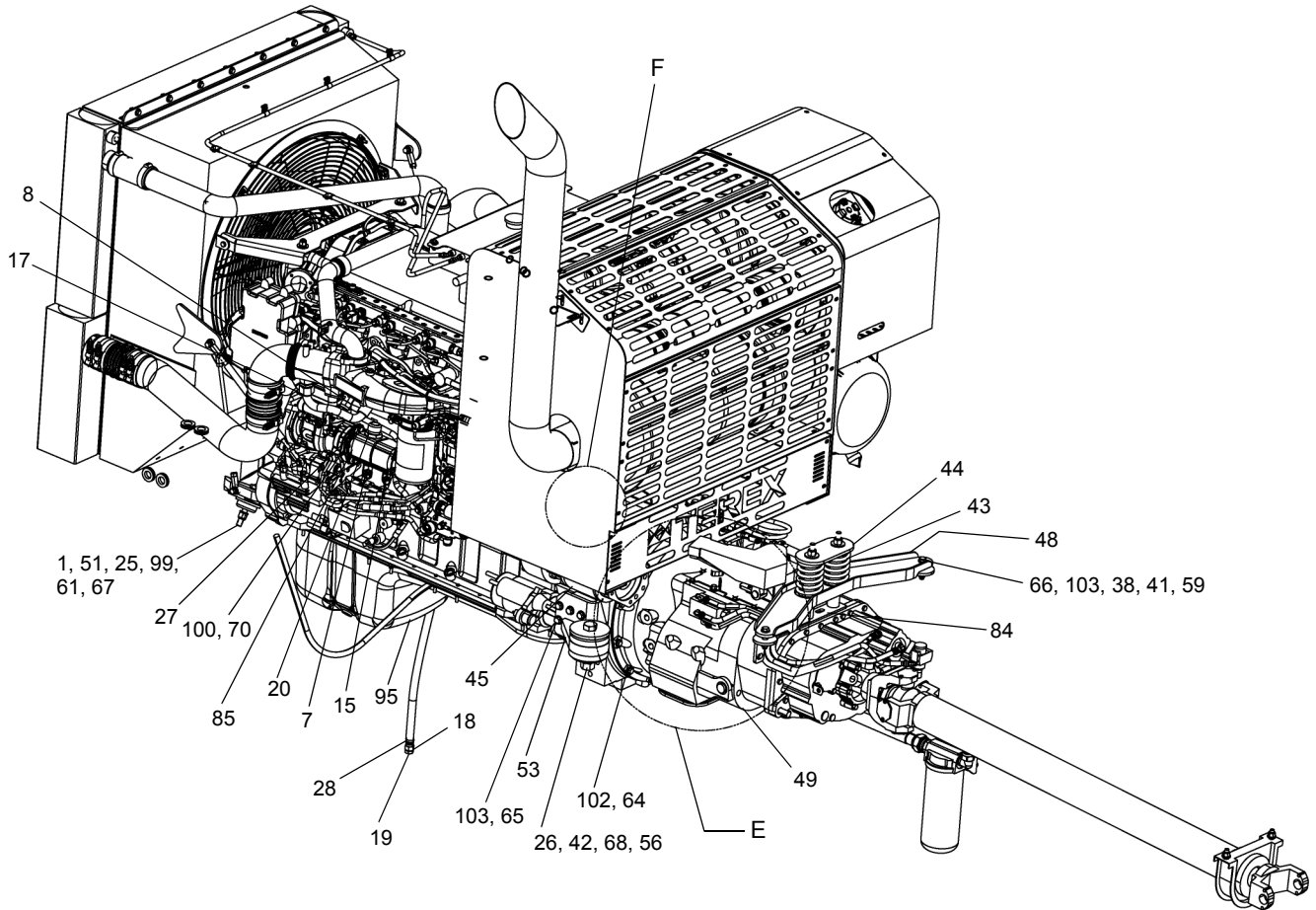
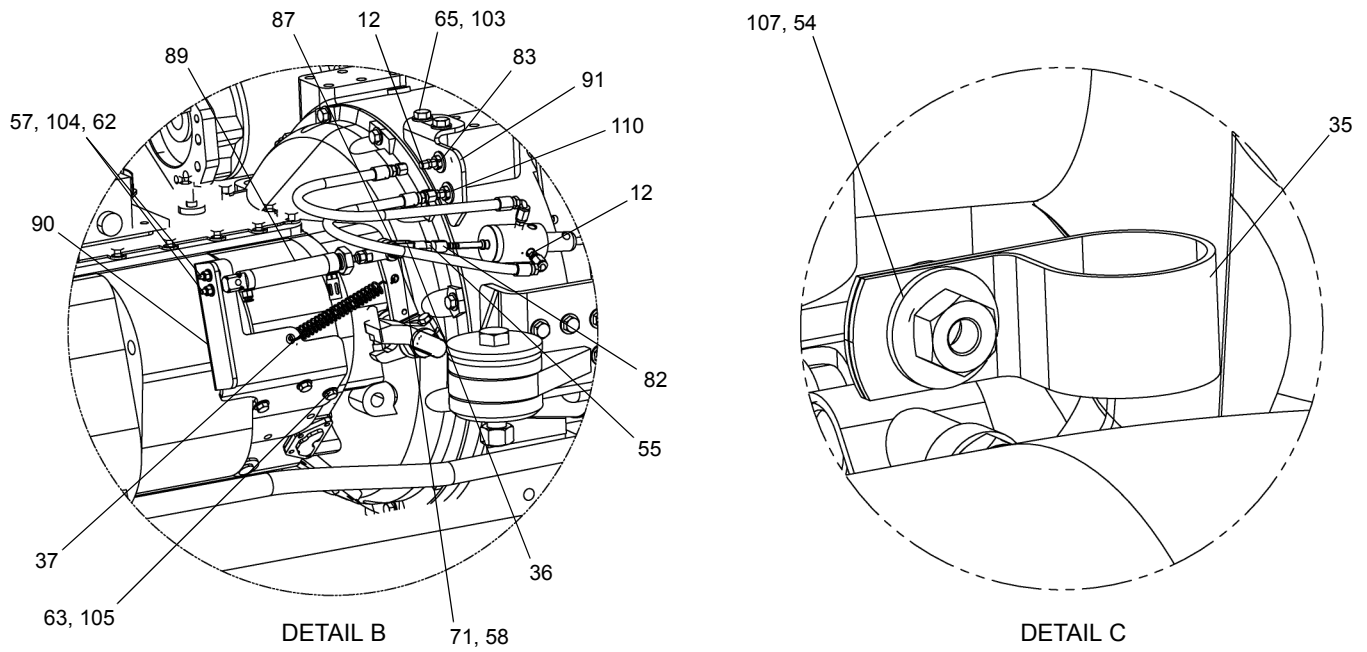
WHEN ORDERING PARTS, SPECIFY MODEL NUMBER, SERIAL NUMBER AND DESCRIPTION OF PARTS REQUIRED



**ENGINE INSTL- 2013 DOMESTIC
MANUAL TRANSMISSION
ISX15, 500HP CUMMINS ENGINE**

DATE: Revised 10-2014
MODEL: T780
PAGE 6B.1

**GROUP
6B**



SEE PAGES 6B.4 & 6B.5

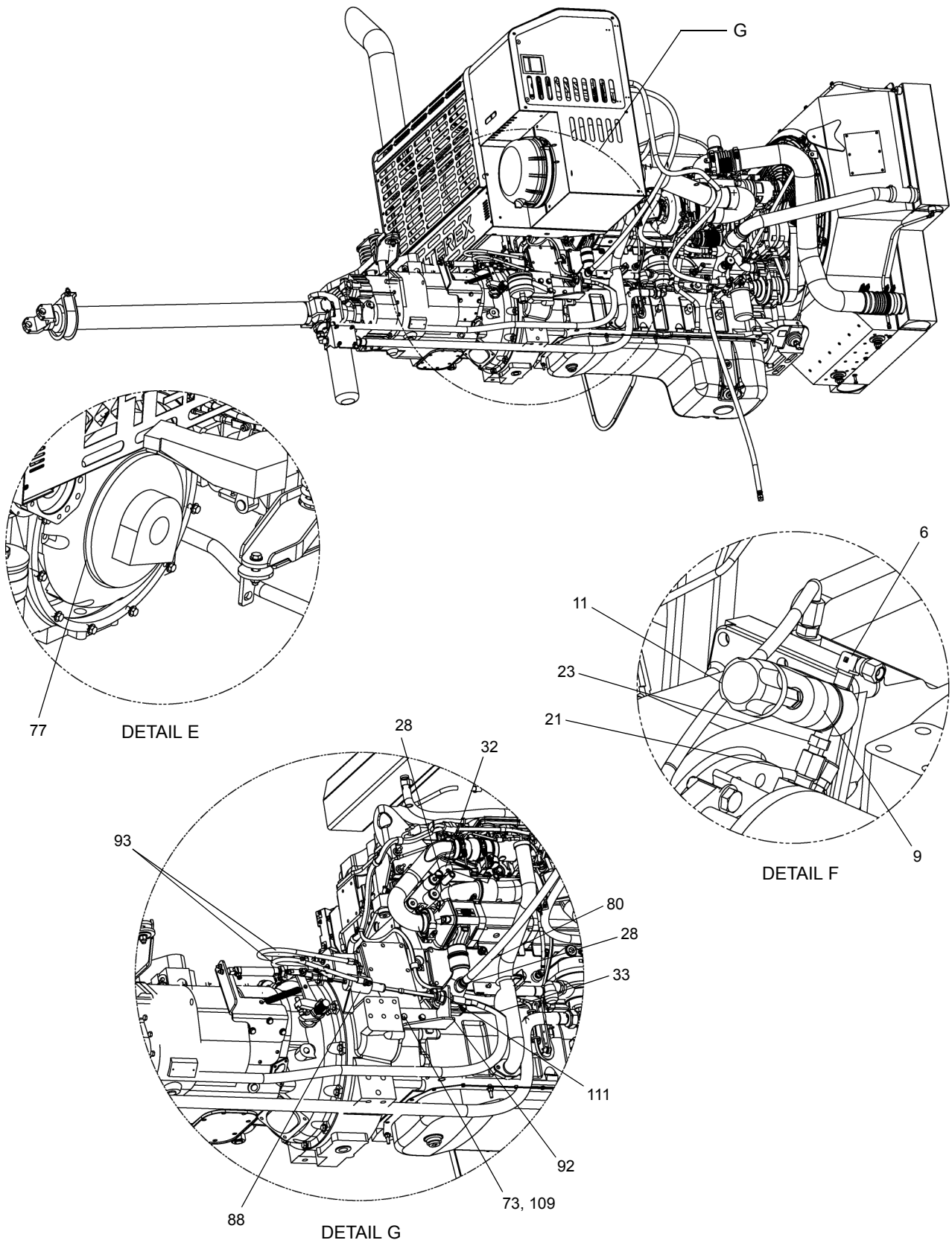
WHEN ORDERING PARTS, SPECIFY MODEL NUMBER, SERIAL NUMBER AND DESCRIPTION OF PARTS REQUIRED



ENGINE INSTL- 2013 DOMESTIC
MANUAL TRANSMISSION
ISX15, 500HP CUMMINS ENGINE

DATE: Revised 10-2014
 MODEL: T780
 PAGE 6B.2

GROUP
6B



SEE PAGES 6B.4 & 6B.5

WHEN ORDERING PARTS, SPECIFY MODEL NUMBER, SERIAL NUMBER AND DESCRIPTION OF PARTS REQUIRED



ENGINE INSTL- 2013 DOMESTIC
MANUAL TRANSMISSION
ISX15, 500HP CUMMINS ENGINE

DATE: Revised 10-2014
MODEL: T780
PAGE 6B.3

GROUP
6B

SEE PAGES 6B.1, 6B.2, 6B.3 & 6B.5

REF	PART NO.	DESCRIPTION	QTY	REF	PART NO.	DESCRIPTION	QTY
T125436 (Rev D) <i>Engine INSTL Manual</i>							
1	10329	Flat Washer	2	57	NYL-250C000-25	Nut, HEX NYL-INS 0.25-20, ST Z G5	2
2	12019-396	Adapter, MNPT-2/ACMP-6.....	1				
3	12019-397	Adapter, MNPT-4/ACMP-6.....	1	58	NYL-312C000-25	Nut, HEX NYL-INS 0.312-18, ST Z G5	1
4	12019-404	Elbow 1/8" M NPT 1/4" Tube	1				
5	12019-405	Adapter, 90°	1	59	NYL-500C000-25	Nut, HEX NYL-INS 0.50-13, ST Z G5	2
6	12019-406	Elbow, 90, MNPT-4/ACMP-6	1				
7	12019-517	Elbow, BLKHD, 90, MORB-12/MJIC-10	1	60	NYL-500C000-Y8	Nut, HEX NYL-INS 0.50-13, ST YZ G8	2
8	12019-800	Fitting, Elbow JIC	1	61	NYL-625C000-25	Nut, HEX NYL-INS 0.625-11, ST Z G5	4
9	12019-910	Air Valve.....	1				
10	1209-83	Thrust Washer	3	62	S01-250CA00-25	SCR, HHCS 0.25-20X1.00, ST Z GR5	2
11	1213-52	Breather 1/4 NPT	1				
12	1219-13	Connector	4	63	S01-375CA25-25	SCR, HHCS 0.375-16X1.25, ST Z GR5	3
13	1219-190	Shut Off Valve	2				
14	1219-255	Reducer, 3/4 X 3/8 MPT	2	64	S01-438CA50-Y8	SCR, HHCS 0.4375-14X1.50, ST YZ G8	12
15	1219-346	Elbow, 90, MJIC-10/MORB-10.....	1				
16	1219-55	Tee, Street, F NPT/ M NPT/F NPT	1	65	S01-500CA50-Y8	SCR, HHCS 0.50-13X1.50, ST YZ GR8	10
17	1219-583	Elbow, 90, MJIC-12/FJIC-12SW ..	1	66	S01-500CB50-Y8	SCR, HHCS 0.50-13X2.50, ST YZ GR8	2
18	1219-590	Hose End, -10, FJIC-10SW, Barbed Push-Lock	1	67	S01-625CE00-Y8	SCR, HHCS 0.625-11X5.00, ST YZ G8	2
19	1219-645	Plug.....	1	68	S01-A00CE50-Y8	SCR, HHCS 1.00-8X5.50, ST YZ GR8	2
20	1219-661	Adapter, MJIC-20/MORB-20.....	1				
21	1219-854	Adapter, Female Pipe/O Ring STR	1	69	S07-08BM075-28	SCR, HHCS M8-1.25X75 PT, ST Z 8.8	2
22	1219-948	Gasket	1				
23	1219-954	Adapter, MNPT-4/MNPT-4	1	70	S07-10CM035-28	SCR, HHCS M10-1.5X35 PT, ST Z 8.8	2
24*	12202-1	Tubing, -4, Black	70"				
25	1221-123	Mount.....	2	71	S20-375CA50-HP	SCR, SHSS 0.375X1.50, STL	1
26	1221-126	Mount.....	2	72	SHF-500CA25-Y8	SCR, HHCS FT 0.50-13X1.25, STYZ G8	2
27	1239-13	Gasket, Power Steer Pump	1				
28	1240-259	Clamp SZ 10, Stainless	6	73	SMF-10CM035-28	SCR, HHCS M10-1.5X35 FT, ST Z 8.8	2
29	12444-1-72	Hose, 3/4 ID.....	1				
30	1276-1-120	Hose, HTR 5/8 ID	1	74	SMF-12DM040-29	SCR, HHCS M12-1.75X40 FT, STZ 10.9	4
31*	1276-1-168	Hose, HTR 5/8 ID	1				
32	1276-1-42	Hose, HTR 5/8 ID	1	75	T103706	Spacer.....	1
33	1291-122	Cable, Clutch	1	76*	T103933	Harness PTO Manual TRANS	1
34	200B0087-2	Hose Clamp	1	77	T109123	Clutch.....	1
35	200B2007-8	Clamp, MED, 1 ID.....	1	78	T112004-77	Hose	1
36	3118	3/8 Yoke End	1	79	T112005-70	Hose	1
37	40902	Extension Spring.....	1	80	T115216	Hose, Heater.....	126"
38	4185	Spacer.....	2	81	T116215	Adapter 04FP-12Metric.....	1
39	707-7989	Lever, Clutch.....	1	82	T118776	Adapter, Yoke.....	1
40	708F0623	Lever, Clutch.....	1	83	T118777	Bulkhead Connector	2
41	709-7310	Washer	2	84	T119406	Support, Pump	1
42	717-0267	Washer - Snubbing	2	85	T119624	Pump, HYD (Ref Page 24.1)	1
43	717-1234	Spring.....	2	86	T119873	Adapter, NPT-16/HBRB-12	1
44	717-1241	Plate.....	1	87	T120962	Rod End.....	1
45	717-1293	PTO (Ref Page 24.3)	1	88	T120968	Regulator, Pneumatic Clutch	1
46	717-1302	Stud - Transmission	2	89	T121184	Air Cylinder Assembly.....	1
47	717A0737	Shifter Cable	1	90	T123955	Cylinder Mount Bracket	1
48	717F1298	Cross Member	1	91	T123956	Bracket, Hose Fitting Mount	1
49	722-0020	Transmission (Ref Page 7A.1).....	1	92	T123959	Weldment, Clutch Booster Mounting.....	1
50*	722-0094	Harness - Manual TRANS	1				
51	722-0278	Spacer.....	2	93	T124166	Hose Assembly.....	2
52	722-0281	Drive Shaft-Front (Ref Page 9.2)	1	94	T124271	Mount-Rear Right	1
53	722F0218	Mount - Rear Left.....	1	95	T125439	Engine.....	1
54	N04-250F000-25	Nut, HEX 0.25-28, ST Z GR5	2	96	T125440	Cooling Assembly (Ref Page 6C.6) ..	1
55	N04-375F000-25	Nut, HEX 0.375-24, ST Z GR5	1	97	T125630	Aftertreatment Assembly (Ref Page 6C.10)	1
56	N04-A00S000-Y8	Nut, HEX 1.00-14, ST YZ GR8	2				

WHEN ORDERING PARTS, SPECIFY MODEL NUMBER, SERIAL NUMBER AND DESCRIPTION OF PARTS REQUIRED

 TEREX P/N 12261-690	ENGINE INSTL- 2013 DOMESTIC MANUAL TRANSMISSION ISX15, 500HP CUMMINS ENGINE	DATE: Revised 10-2014	GROUP 6B
		MODEL: T780	
		PAGE 6B.4	

SEE PAGES 6B.1, 6B.2, 6B.3 & 6B.4

<u>REF</u>	<u>PART NO.</u>	<u>DESCRIPTION</u>	<u>QTY</u>
	T125436 (Rev D)	Engine INSTL Manual (Contd..)	
98	T129543	Adapter 16FP-33 Metric.....	1
99	W07-625X000-20	WSH, LCK, MED SPLT 0.625, ST Z	4
100	W16-010X000-G2	WSH, Lock, SPLT M10 D127B, ST Z	2
101	W16-80MX000-G2	WSH, Lock, SPLT M8 D127B, ST Z	2
102	WAH-43NX000-Y2	WSH, FL HRD A-NRW 0.4375, ST YZ.....	12
103	WAH-50NX000-Y2	WSH, FL HRD A-NRW 0.50, ST YZ.....	14
104	WAN-25NX000-20	WSH, FL TYPA-NRW 0.25, ST Z	2
105	WAN-37NX000-20	WSH, FL TYPA-NRW 0.375, ST Z	3
106	WAN-50NX000-20	WSH, FL TYPA-NRW 0.50, ST Z	2
107	WAW-25WX000-20	WSH, FL TYPA-WID 0.25, ST Z	2
108	WAW-62WX000-20	WSH, FL TYPA-WID 0.625, ST Z	6
109	WMF-010X000-20	WSH, Flat M10 DIN125, ST Z.....	2
110	WMF-014X000-20	WSH, Flat M14 DIN125, ST Z.....	2
111	WMF-024X000-P0	WSH, Flat M24 DIN125, STL.....	2
112	WMF-80MX000-20	WSH, Flat M8 DIN125, ST Z.....	2
113	WMH-012X000-Y2	WSH, Flat, Hard M12 D125, ST YZ.....	4

* ITEMS 24, 31, 50 AND 76 ARE NOT SHOWN IN THE ILLUSTRATION

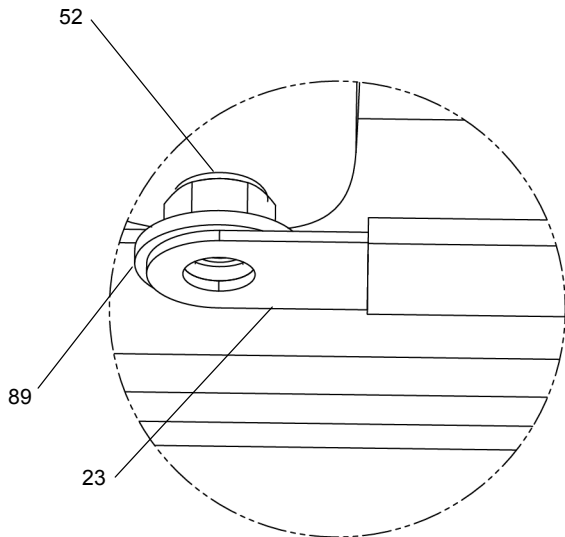
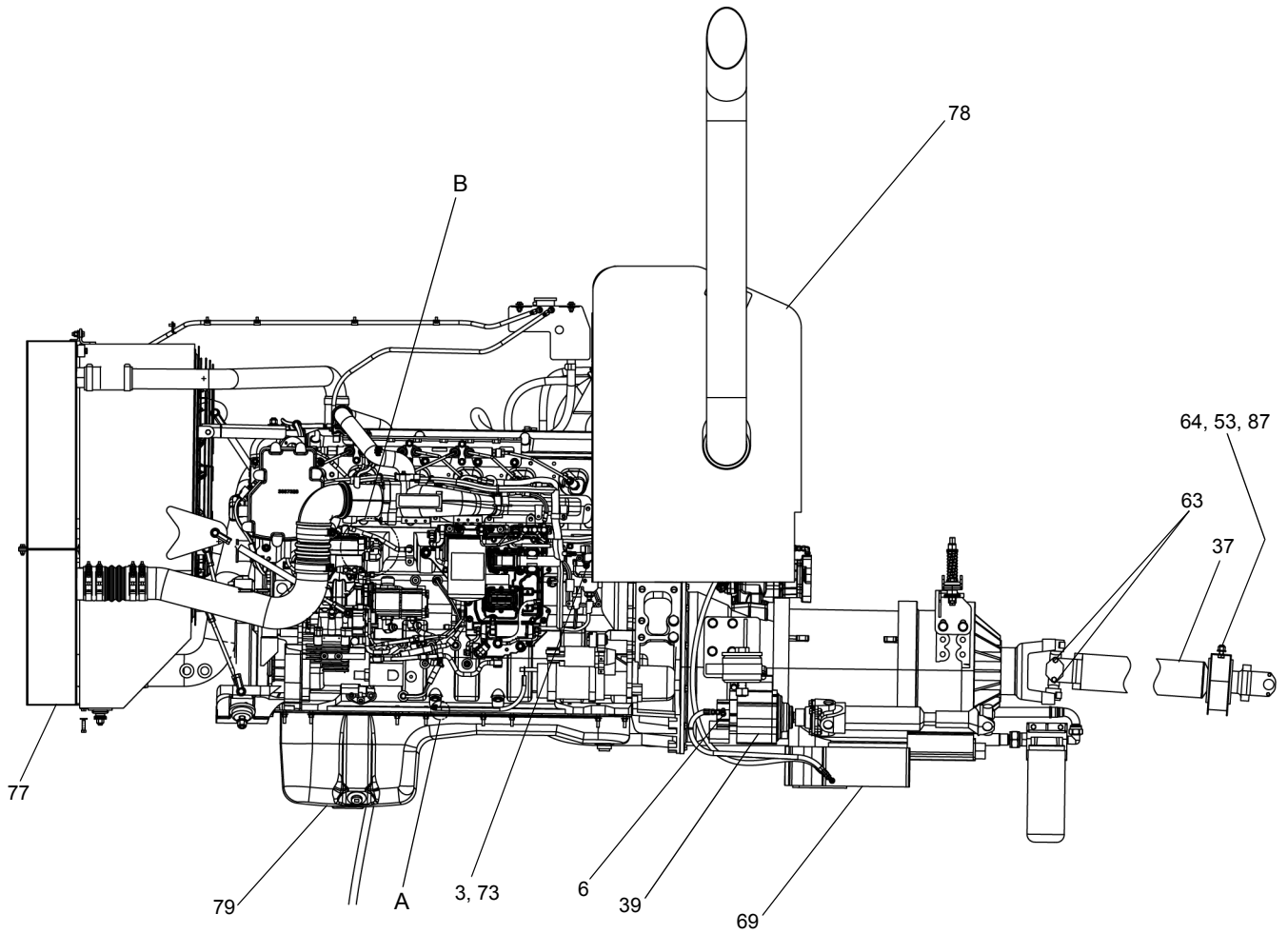
WHEN ORDERING PARTS, SPECIFY MODEL NUMBER, SERIAL NUMBER AND DESCRIPTION OF PARTS REQUIRED



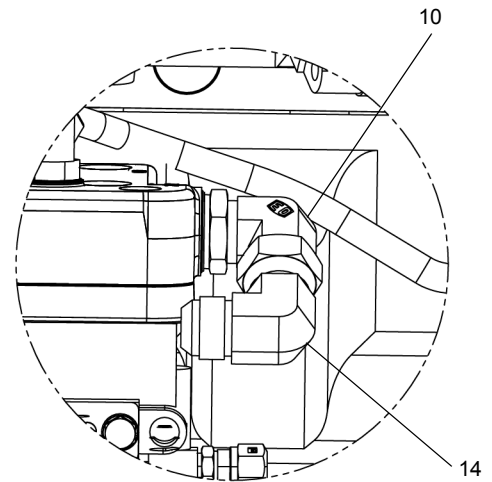
ENGINE INSTL- 2013 DOMESTIC
MANUAL TRANSMISSION
ISX15, 500HP CUMMINS ENGINE

DATE: Revised 10-2014
 MODEL: T780
 PAGE 6B.5

GROUP
6B



DETAIL A



DETAIL B

SEE PAGE 6C.4

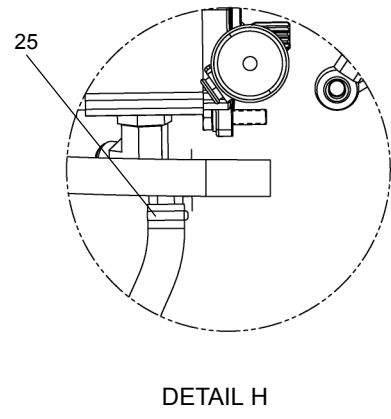
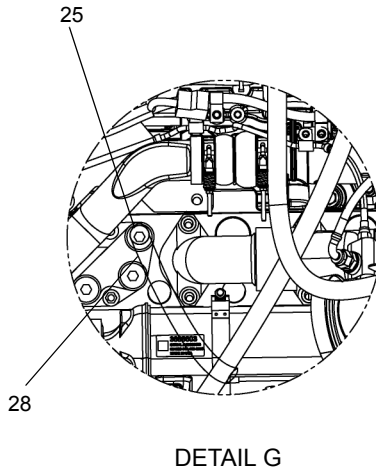
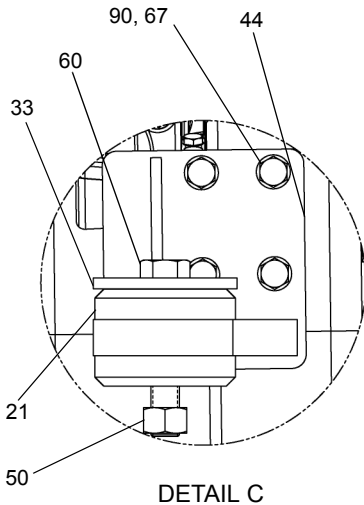
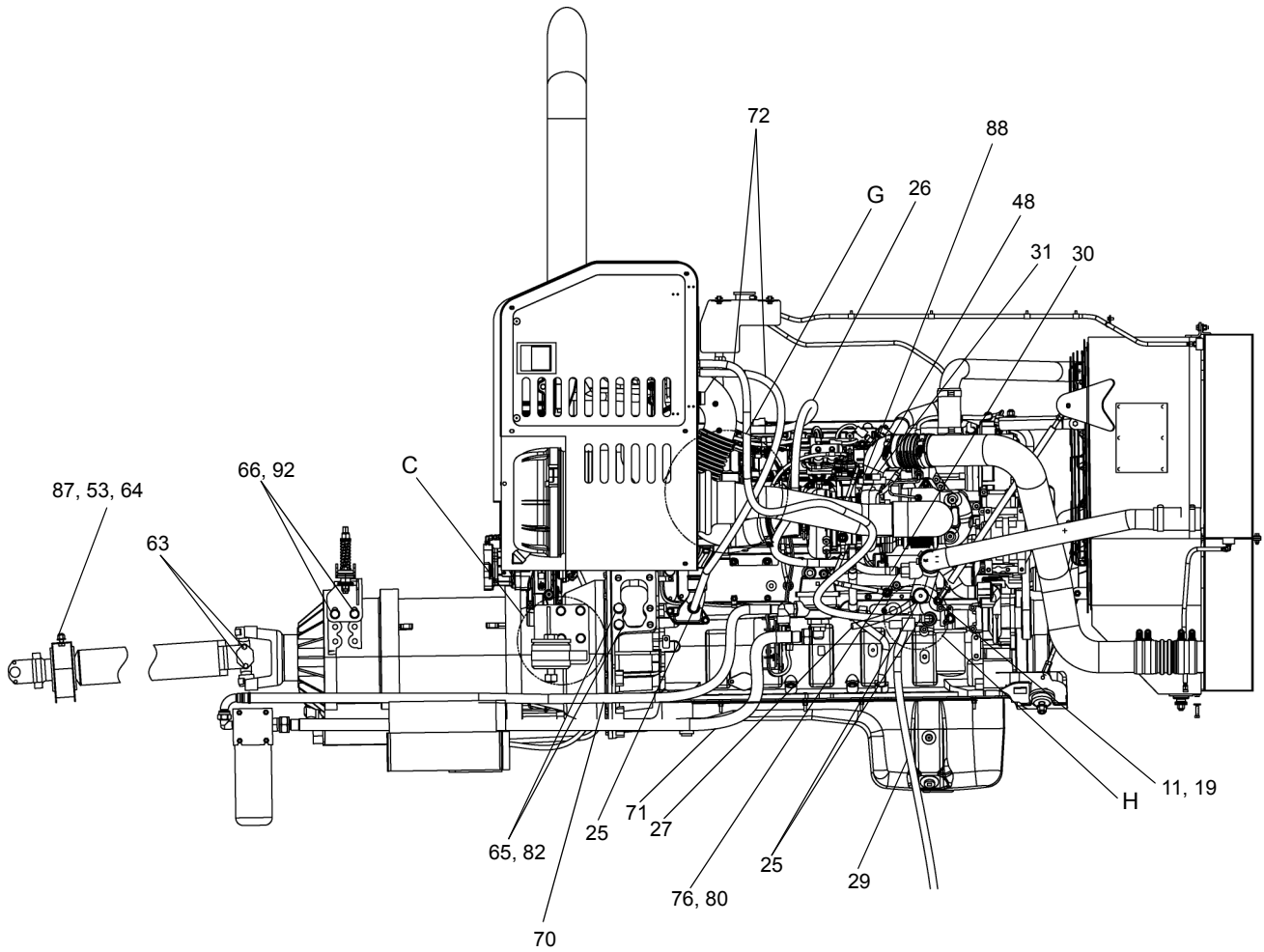
WHEN ORDERING PARTS, SPECIFY MODEL NUMBER, SERIAL NUMBER AND DESCRIPTION OF PARTS REQUIRED



**ENGINE INSTL- 2013 DOMESTIC
AUTO TRANSMISSION
ISX15, 500HP CUMMINS ENGINE**

DATE: Revised 12-2014
MODEL: T780
PAGE 6C.1

GROUP
6C



SEE PAGE 6C.4

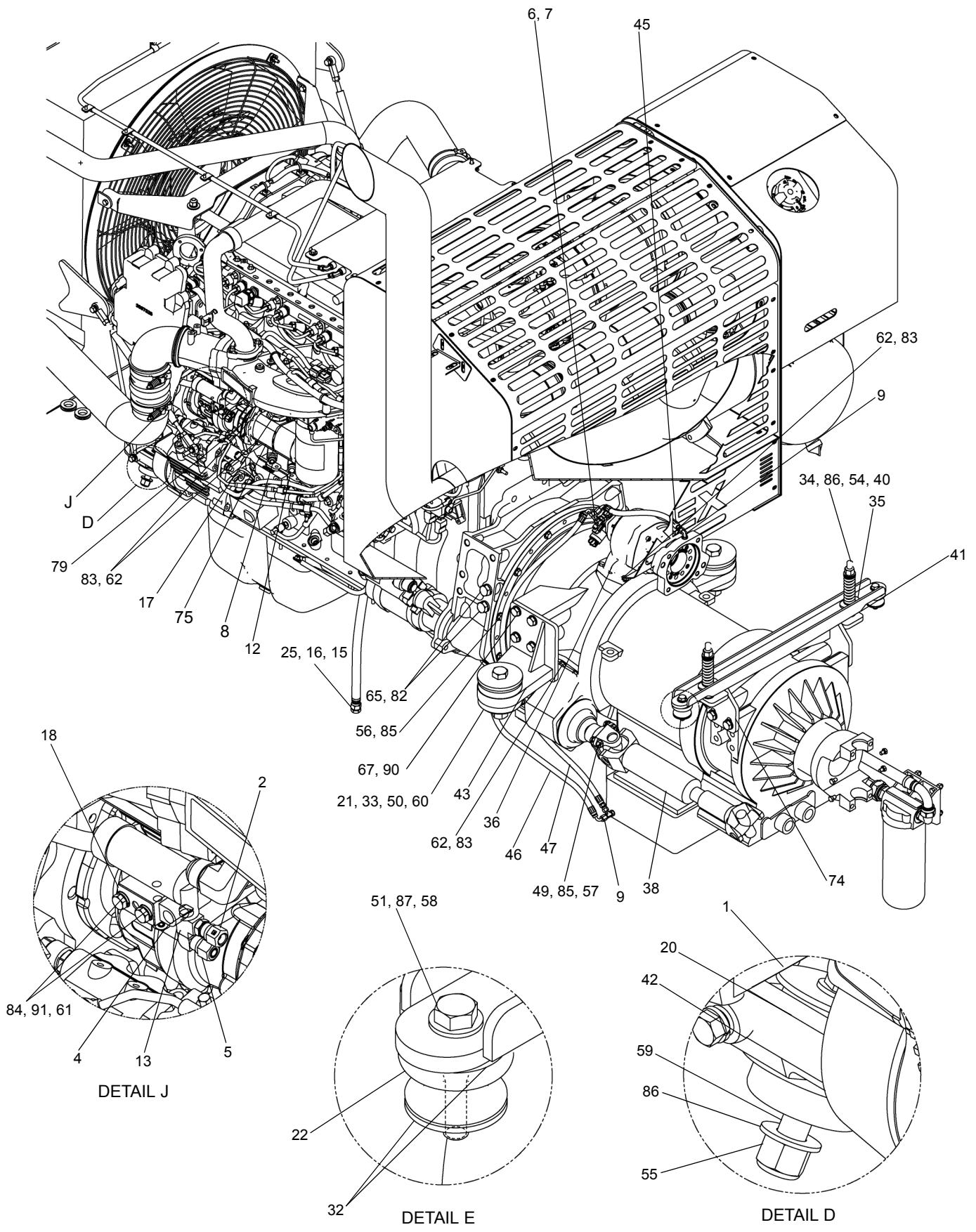
WHEN ORDERING PARTS, SPECIFY MODEL NUMBER, SERIAL NUMBER AND DESCRIPTION OF PARTS REQUIRED



**ENGINE INSTL- 2013 DOMESTIC
AUTO TRANSMISSION
ISX15, 500HP CUMMINS ENGINE**

DATE: Revised 12-2014
MODEL: T780
PAGE 6C.2

GROUP
6C



SEE PAGE 6C.4

WHEN ORDERING PARTS, SPECIFY MODEL NUMBER, SERIAL NUMBER AND DESCRIPTION OF PARTS REQUIRED



**ENGINE INSTL- 2013 DOMESTIC
AUTO TRANSMISSION
ISX15, 500HP CUMMINS ENGINE**

DATE: Revised 12-2014
MODEL: T780
PAGE 6C.3

**GROUP
6C**

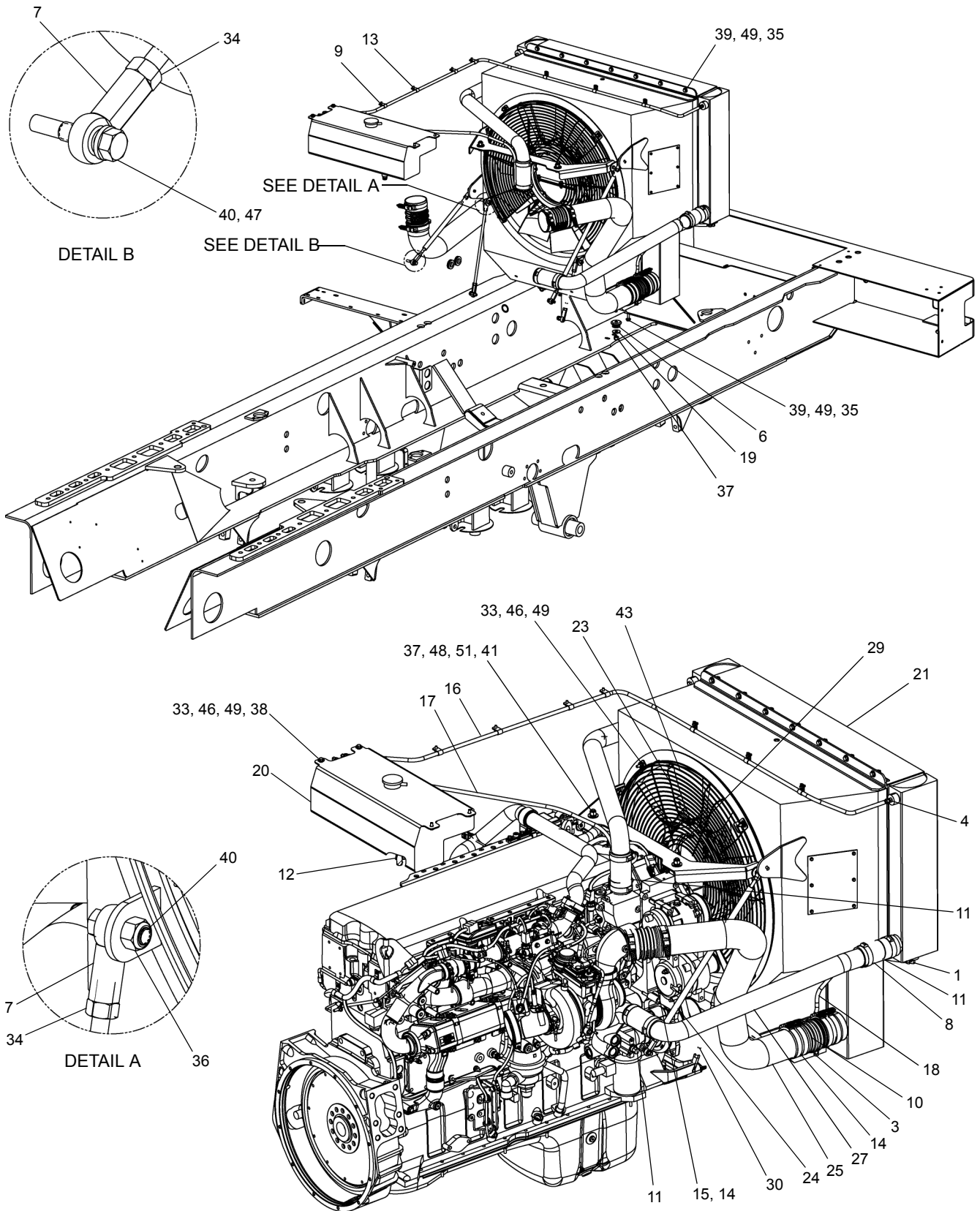
SEE PAGES 6C.1, 6C.2 & 6C.3

REF	PART NO.	DESCRIPTION	QTY	REF	PART NO.	DESCRIPTION	QTY
	T125881 (Rev F)	Engine INSTL, AUTO					
1	10329	Flat Washer	2	54	NYL-625C000-25	Nut, HEX NYL-INS 0.625-11, ST Z G5.....	4
2	12019-396	Adapter, MNPT-2/ACMP-6.....	1				
3	12019-397	Adapter, MNPT-4/ACMP-6.....	1	55	NYL-625F000-25	Nut, HEX NYL-INS 0.625-18, ST Z G5.....	2
4	12019-404	Elbow, 90, MNPT-2/ACMP-4	1				
5	12019-405	Adapter, 90°	1	56	S01-438CA50-Y8	SCR, HHCS 0.4375-14X1.50, ST YZ G8	12
6	12019-427	Tee.....	3				
7	12019-453	Tee, MJIC-4/FJIC-4SW/MJIC-4 ...	1	57	S01-438FA25-Y8	SCR, HHCS 0.438-20X1.25, ST YZ G8	4
8	12019-517	Elbow, BLKHD, 90, MORB-12/MJIC-10	1	58	S01-500CB75-25	SCR, HHCS 0.50-13X2.75, ST Z GR5	2
9	12019-548	Elbow, 90, MJIC-4/MORB-4.....	1				
10	12019-800	Fitting, Elbow JIC.....	1	59	S01-625-FD00-25	SCR, HHCS 0.625-18X4.00, ST Z GR5	2
11	1219-190	Shut Off Valve.....	2				
12	1219-346	Elbow, 90, MJIC-10/MORB-10.....	1	60	S01-A00CE50-Y8	SCR, HHCS 1.00-8X5.50, ST YZ GR8	2
13	1219-55	Tee, Street, F NPT/M NPT/F NPT	1	61	S07-08BM075-28	SCR, HHCS M8-1.25X75 PT, ST Z 8.8.....	2
14	1219-583	Elbow, 90, MJIC-12/FJIC-12SW ..	1				
15	1219-590	Hose End, -10, FJIC-10SW, Barbed Push-Lock	1	62	S07-10CM035-28	SCR, HHCS M10-1.5X35 PT, ST Z 8.8.....	18
16	1219-645	Plug.....	1	63	SHF-375F500-Y8	SCR, HHCS FT 0.375-24X0.50, ST YZ G8	4
17	1219-661	Adapter, MJIC-20/MORB-20.....	1				
18	1219-948	Gasket	1	64	SHF-500CA25-Y8	SCR, HHCS FT 0.50-13X1.25, ST YZ G8	2
19	1219-97	Adapter, MNPT-8/FNPT-6.....	2				
20	1221-123	Mount.....	2	65	SHF-750CA00-25	SCR, HHCS FT 0.75-10X1.00, ST Z G5.....	4
21	1221-126	Mount.....	2				
22	1221-128	Mount.....	2	66	SMF-A6EM035-28	SCR, HHCS M16-2X35 FT, ST Z 8.8.....	4
23	1223-509	Cable, Ground	1				
24*	1239-13	Gasket, SAE A, 2 Bolt.....	1	67	SMF-A6EM040-29	SCR, HHCS M16-2X40 FT, ST Z 10.9.....	8
25	1240-259	Clamp SZ 10, Stainless	6				
26	12444-1-72	Hose, 3/4 ID.....	1	68*	T104745	Harness TRANS VIM 4000	1
27	1276-1-120	Hose, HTR 5/8 ID	1	69	T104893	Transmission Allison 4700SP (Ref Page 7B.1).....	1
28	1276-1-168	Hose, HTR 5/8 ID	1				
29	1276-1-42	Hose, HTR 5/8 ID	1	70	T112004-77	Hose.....	1
30	200B0087-2	Hose Clamp	1	71	T112005-70	Hose.....	1
31	200B2007-8	Clamp, MED, 1 ID.....	1	72	T115216	Hose, Heater	126"
32	709-7310	Washer	4	73	T116215	Adapter 04FP-12Metric	1
33	717-0267	Washer - Snubbing	2	74	T117934	Rear Bump Support.....	1
34	717-0383	Spring	2	75	T119624	Pump, HYD (Ref Page 24.1).....	1
35	717-0910	Spacer.....	2	76	T119873	Adapter, NPT-16/HBRB-12.....	1
36	718-0126	Pump Drive (Ref Page 24.8).....	1	77	T125440	Cooling Assembly.....	1
37	718-0140	Drive Shaft (Ref Page 9.1).....	1	78	T125630	Aftertreatment ASSY	1
38	718-0143	PTO Shaft 1410	1	79	T125882	Engine, Cummins - AUTO, 2013....	1
39	718-0271	Pump Drive (Ref Page 24.10).....	1	80	T129543	Adapter 16FP-33 Metric	1
40	718-0316	Stud, Transmission	2	81*	T135223	Harness, Transmission Allison 4000.....	1
41	718F0308	Support-Transmission.....	1				
42	722-0278	Spacer.....	2	82	W07-750X000-20	WSH, LCK, MED SPLT 0.75, ST Z.....	4
43	722F0212	Mount - Rear Left.....	1				
44	722F0213	Mount - Rear Right	1	83	W16-010X000-G2	WSH, Lock, SPLT M10 D127B, ST Z.....	18
45	MK212378-13	Hose, -4, 3000, FJIC-4SW/FJIC-4SW90.....	1	84	W16-80MX000-G2	WSH, Lock, SPLT M8 D127B, ST Z.....	2
46	MK212378-24	Hose	1				
47	MK212378-48	Hose, -4, 3000, FJIC-4SW/FJIC-4SW90.....	1	85	WAH-43NX000-Y2	WSH, FL HRD A-NRW 0.4375, ST YZ	16
48	N04-250F000-25	Nut, HEX 0.25-28, ST Z GR5	2	86	WAH-62NX000-Y2	WSH, FL HRD A-NRW 0.625, ST YZ	12
49	N04-438F000-Y8	Nut, HEX 0.4375-20, ST YZ GR8	4	87	WAN-50NX000-20	WSH, FL TYPA-NRW 0.50, ST Z	4
50	N04-A00S000-Y8	Nut, HEX 1.00-14, ST YZ GR8....	2	88	WAW-25WX000-20	WSH, FL TYPA-WID 0.25, ST Z.....	2
51	NTP-500C000-2C	Nut, HEX TPLCK 0.50-13, ST Z GRC.....	2	89	WAW-31WX000-20	WSH, FL TYPA-WID 0.3125, ST Z.....	1
52	NYL-312C000-25	Nut, HEX NYL-INS 0.312-18, ST Z G5.....	1	90	WMF-016X000-20	WSH, Flat M16 DIN125, ST Z	8
53	NYL-500C000-Y8	Nut, HEX NYL-INS 0.50-13, ST YZ G8	2	91	WMF-80MX000-20	WSH, Flat M8 DIN125, ST Z	2
			2	92	WMH-016X000-20	WSH, Flat, Hard M16 D125, ST Z ...	4

* ITEMS 24, 68 & 81 ARE NOT SHOWN IN THE ILLUSTRATION

WHEN ORDERING PARTS, SPECIFY MODEL NUMBER, SERIAL NUMBER AND DESCRIPTION OF PARTS REQUIRED

<p style="margin: 0;">TEREX P/N 12261-690</p>	<p>ENGINE INSTL- 2013 DOMESTIC</p> <p>AUTO TRANSMISSION</p> <p>ISX15, 500HP CUMMINS ENGINE</p>	<p>DATE: Revised 12-2014</p> <hr/> <p>MODEL: T780</p> <hr/> <p>PAGE 6C.4</p>	<p>GROUP</p> <p>6C</p>
--	---	--	-------------------------------



SEE PAGE 6C.6

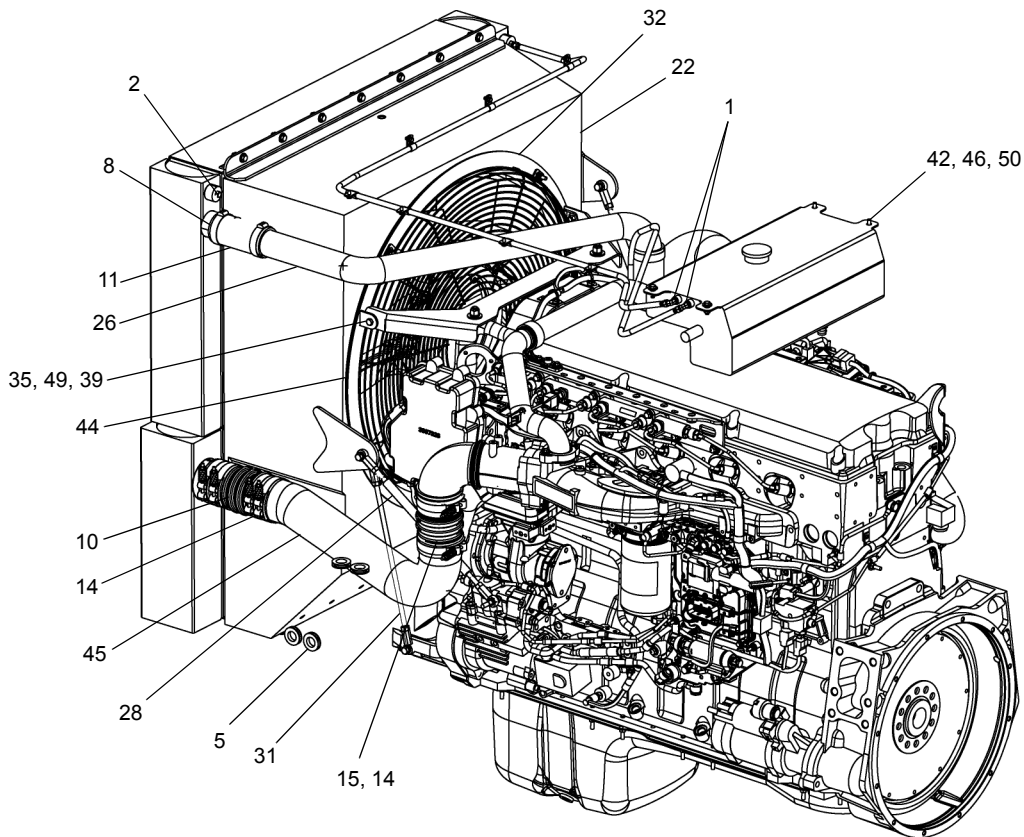
WHEN ORDERING PARTS, SPECIFY MODEL NUMBER, SERIAL NUMBER AND DESCRIPTION OF PARTS REQUIRED

TEREX
P/N 12261-690

COOLING ASSEMBLY

DATE: Released 05-2013
MODEL: T780
PAGE 6C.5

GROUP
6C



SEE PAGE 6C.5

REF	PART NO.	DESCRIPTION	QTY	REF	PART NO.	DESCRIPTION	QTY
T125440 (Rev C) Cooling Assembly							
1	12019-548	4 ORB X 4 MJIC 90	3	32	722F0282	Fan Ring Weld	1
2	1219-763	Plug, ORB-4	1	33	N04-312C000-25	Nut, HEX 0.3125-18, ST Z GR5	6
3	1219-814	Plug	1	34	N04-438F000-25	Nut, HEX 0.4375-20, ST Z GR5	8
4	1219-959	Adapter, MJIC-4/MORB-4	1	35	NYL-375C000-25	Nut, HEX NYL-INS 0.375-16, ST Z G5	14
5	1221-66	Grommet	4	36	NYL-438C000-25	Nut, HEX NYL-INS 0.438-14, ST Z G5	2
6	1221-89	Mount	2	37	NYL-500C000-25	Nut, HEX NYL-INS 0.50-13, ST Z G5	4
7	1222-342	Rod End 7/16 Female	8	38	S01-312CA00-25	SCR, HHCS 0.3125-18X1.00, ST Z G5	2
8	1240-286	Hose Clamp 3"	8	39	S01-375CA25-25	SCR, HHCS 0.375-16X1.25, ST Z GR5	14
9	1240-293	Clamp, 1/2	7	40	S01-438CA25-25	SCR, HHCS 0.4375-14X1.25, ST Z G5	8
10	1243-173	4" DIA X 8" Bellows	2	41	S01-500CA50-25	SCR, HHCS 0.50-13X1.50, ST Z GR5	2
11	1244-227	2.50" ID Straight Coolant Hose ... 24"		42	SHF-312C750-25	Capscrew	2
12	200B0087-2	Hose Clamp	1	43	T103550	Guard, Fan	1
13	223-15219	1/4-20 X 0.50 Self Tap	7	44	T105825	Seal	1
14	372-1531	Clamp	12	45	T125658	Tube, CAC Lower	1
15	420-3922	Bellows	2	46	W07-312X000-20	WSH, LCK, MED SPLT 0.3125, ST Z	8
16	707-4164-114	Hose, -4, FJIC-4SW/FJIC-4SW ...	1	47	W07-438X000-20	WSH, LCK, MED SPLT 0.4375, ST Z	6
17	707-4164-26	Hose Assembly	1	48	W07-500X000-20	WSH, LCK, MED SPLT 0.50, ST Z	2
18	707-4164-38	Hose Assembly	1	49	WAW-31WX000-20	WSH, FL TYPA-WID 0.3125, ST Z ..	34
19	709-7425	1.50DX0.506X1.13 Washer	2	50	WAW-37WX000-20	WSH, FL TYPA-WID 0.375, ST Z	2
20	718-0952	Radiator Tank	1	51	WAW-50WX000-20	WSH, FL TYPA-WID 0.50, ST Z	2
21	718-1038	Radiator / CAC	1				
22	718-1039	Shroud	1				
23	722-0225	Fan	1				
24	722-0251	Strut - Radiator	1				
25	722-0253	Tube, CAC Upper	1				
26	722-0255	Tube, Upper RAD	1				
27	722-0256	Tube, Lower RAD	1				
28	722-0257	Strut - Radiator	1				
29	722-0284	Bracket	1				
30	722-0285	Rod, 7/16 Treaded	1				
31	722-0286	Rod, 7/16 Treaded	1				

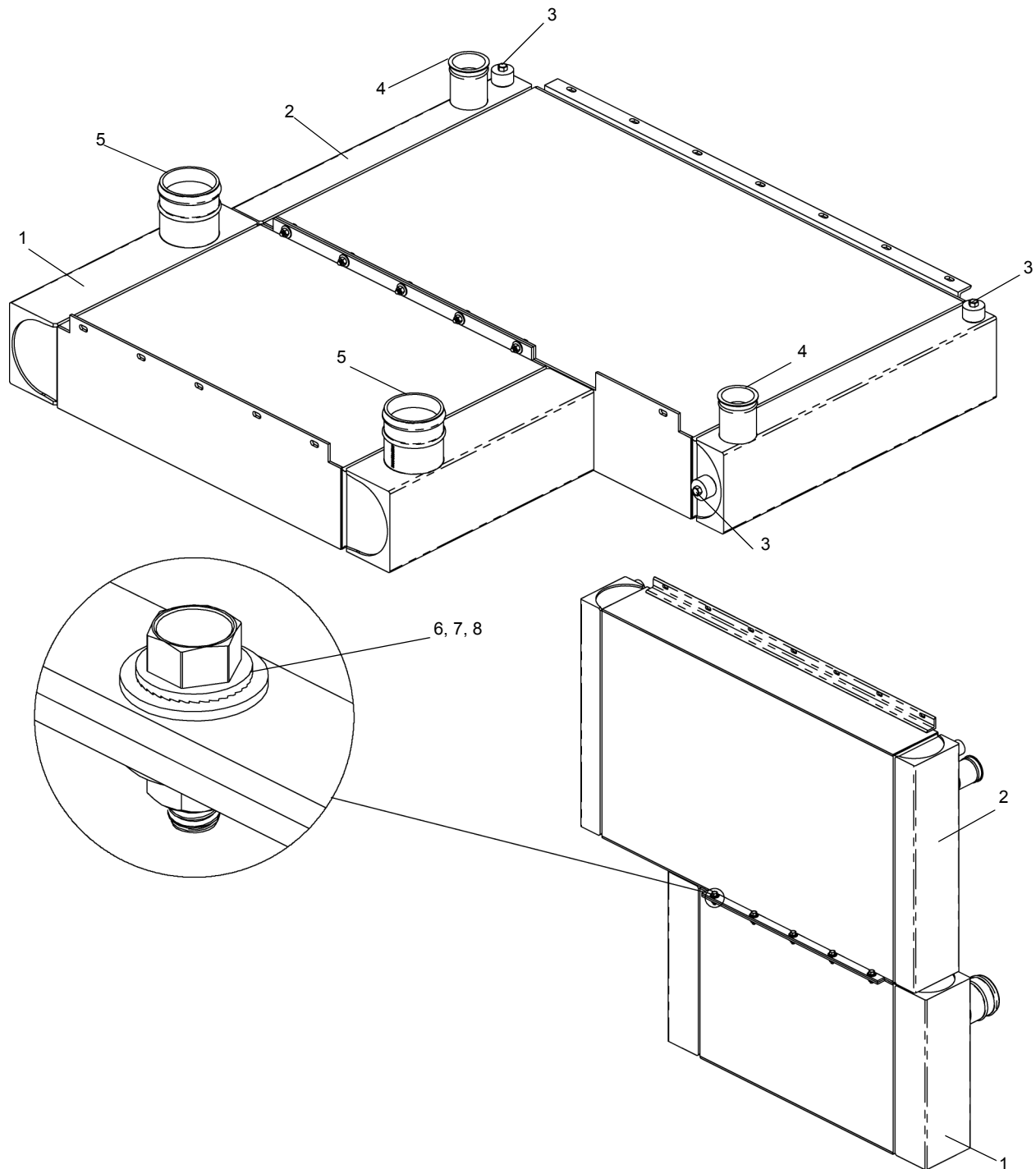
WHEN ORDERING PARTS, SPECIFY MODEL NUMBER, SERIAL NUMBER AND DESCRIPTION OF PARTS REQUIRED



COOLING ASSEMBLY

DATE: Released 05-2013
 MODEL: T780
 PAGE 6C.6

GROUP
6C



REF	PART NO.	DESCRIPTION	QTY
	718-1038 (Rev B)	Radiator/CAC	
1	223081	Charge Air Cooler	1
2	223082	Radiator	1
3	223086	#4 HEX Head SAE 7/16"-20 Oring Plug.....	3
4	223087	Plug-Plastic	2
5	223088	Plug, Tapered	2
6	223084	Washer-Flat (5/16)	20
7	223083	FLG HD Bolt Serr 5/16"-18x1" LG WZ	10
8	223085	Nut-FLGHD (5/16"-18UNC)	10

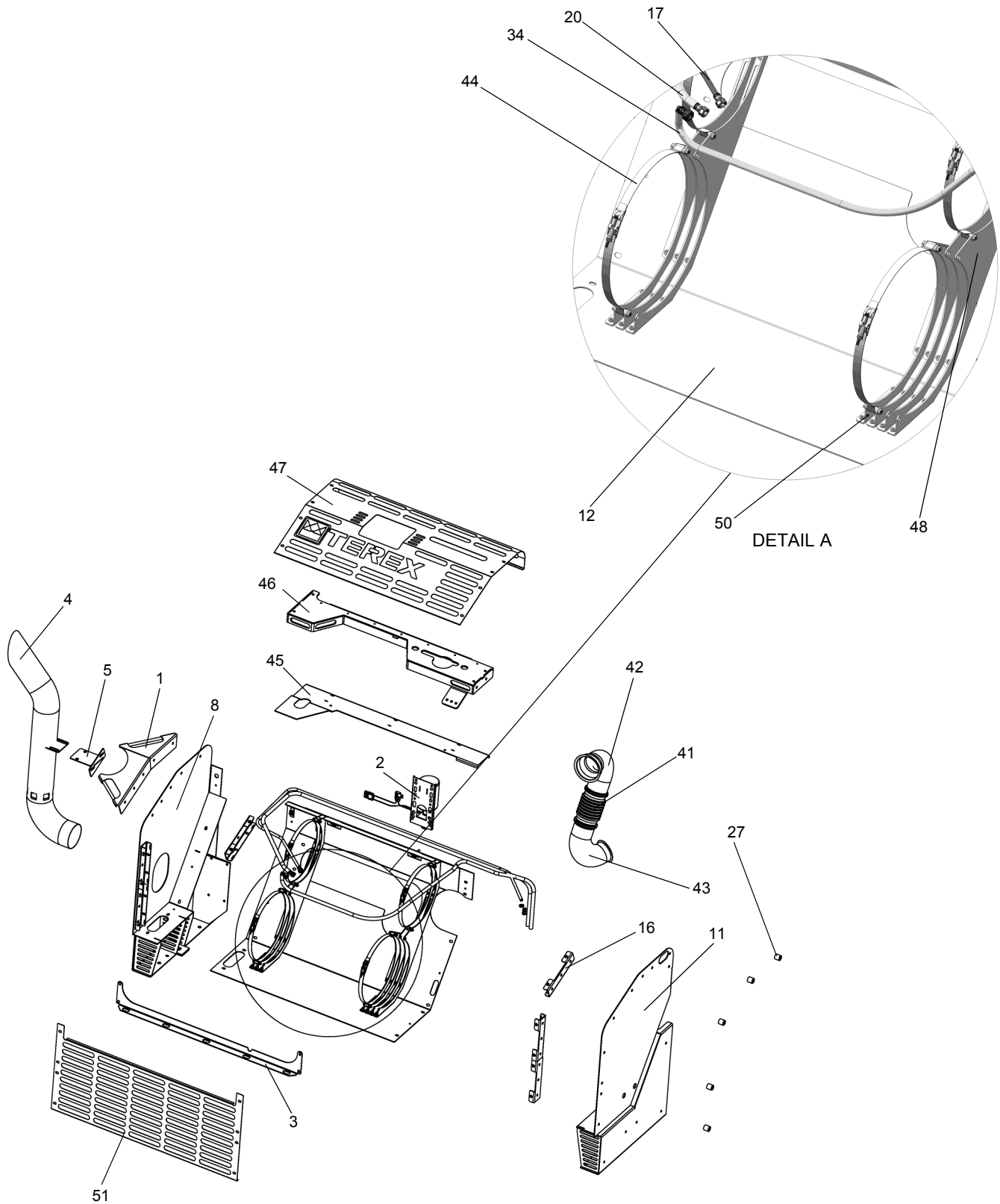
WHEN ORDERING PARTS, SPECIFY MODEL NUMBER, SERIAL NUMBER AND DESCRIPTION OF PARTS REQUIRED



RADIATOR/COOLER ASSEMBLY

DATE: Revised 05-2013
 MODEL: T780
 PAGE 6C.7

GROUP
6C



SEE PAGE 6C.10

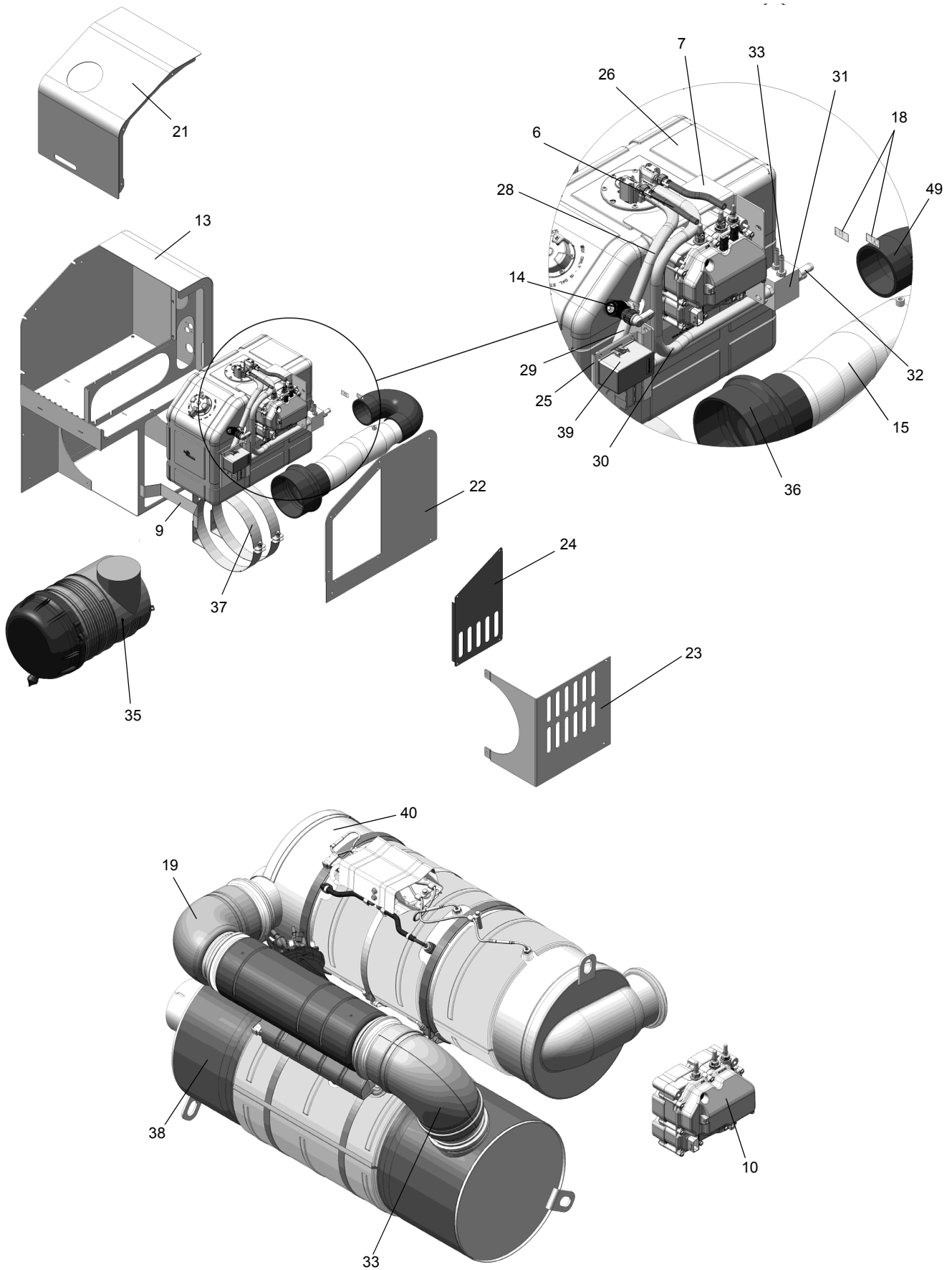
WHEN ORDERING PARTS, SPECIFY MODEL NUMBER, SERIAL NUMBER AND DESCRIPTION OF PARTS REQUIRED

TEREX
P/N 12261-690

AFTERTREATMENT ASSEMBLY

DATE: Revised 12-2014
MODEL: T780
PAGE 6C.8

GROUP
6C



SEE PAGE 6C.10

WHEN ORDERING PARTS, SPECIFY MODEL NUMBER, SERIAL NUMBER AND DESCRIPTION OF PARTS REQUIRED

TEREX
P/N 12261-690

AFTERTREATMENT ASSEMBLY

DATE: Revised 12-2014
MODEL: T780
PAGE 6C.9

GROUP
6C

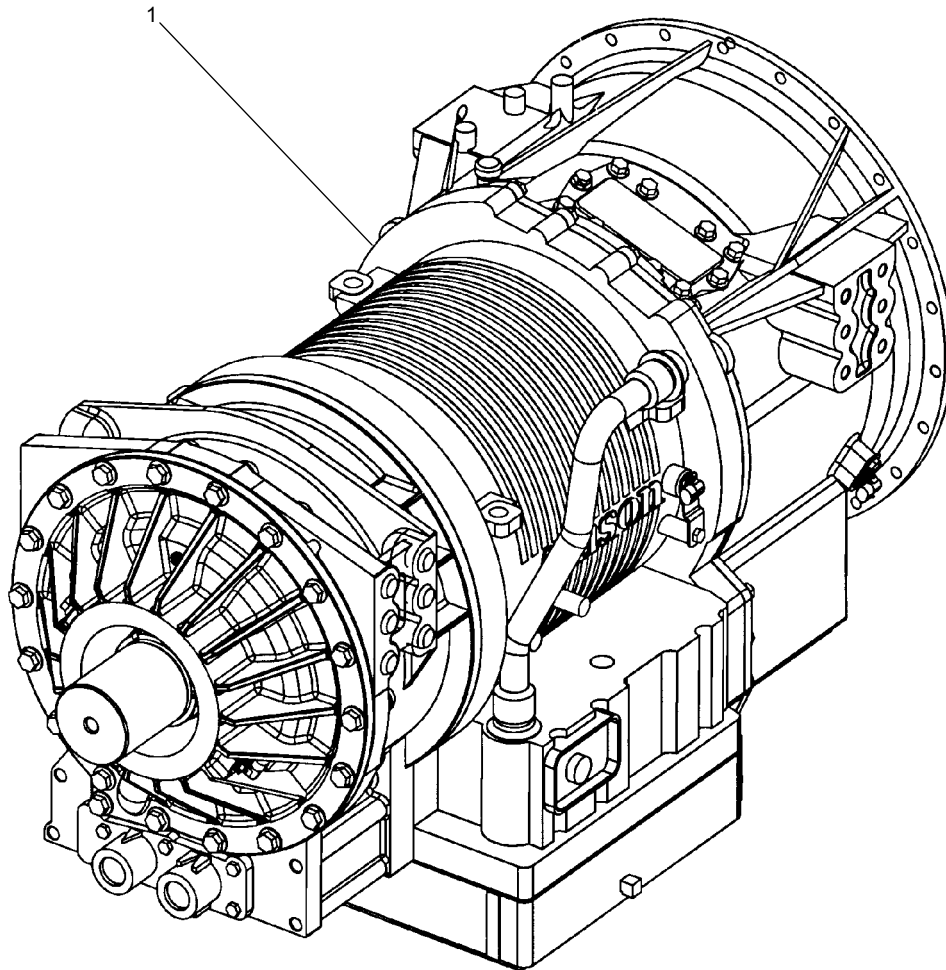
SEE PAGES 6C.8 & 6C.9

REF	PART NO.	DESCRIPTION	QTY	REF	PART NO.	DESCRIPTION	QTY
T125630 (Rev A) <i>Aftertreatment Assembly</i>							
1	228315	Grab Handle.....	1	40	228347	DOC	1
2	228316	Ether Kit	1	41	228348	Bellows	1
3	228317	Tub Crossbrace	1	42	228349	EXH Elbow	1
4	228318	Tail Pipe	1	43	228350	EXH Elbow	1
5	228319	Tail Pipe Support Bracket	1	44	227348	Hold-Down.....	4
6	228320	Heated DEF Line	2	45	228351	Wire Tray	1
7	228321	Supply Module Support.....	1	46	228352	Lifting Brace	1
8	228322	End Cap	1	47	228353	Grille	1
9	228323	Tank Spacer.....	1	48	228354	Cradle	4
10	224641	DEF Supply Module	1	49	224470	Air Intake Hose, 180°	1
11	228324	End Cap	1	50	228355	Cradle	3
12	228325	Tub Base.....	1	51	228356	Grille	1
13	228326	Tank Housing	1	52*	228357	Insulation Insert	1
14	228327	Coolant Valve.....	1	53*	228358	5.00 SS ACCUSEAL	1
15	228328	Air Intake Pipe.....	1	54*	224428	Restriction Gauge 25inH2O	1
16	228329	Channel Bracket	4	55*	224429	Fitting, Filtered	1
17	227341	Heated DEF Line	1	56*	222577	T-Bolt Clamp 5.00"	1
18	228330	In- Out Label	1	57*	224436	T-Bolt Clamp 7.00"	1
19	228331	Exhaust Elbow	1	58*	228359	Harness, Aftertreatment	
20	228332	Doser Coolant Line ASSY.....	1			Extension.....	1
21	228333	Cover, Top	1	59*	224439	Grab Handle	1
22	228334	Cover, Component.....	1	60*	228360	Fuse Box Diagram Label.....	1
23	228335	Cover, Air Cleaner	1	61*	228361	Shipping Skid	1
24	228336	Access Cover	1	62*	228362	Fitting Kit	1
25	228337	DCU Support.....	1	63*	228363	Hardware Kit.....	1
26	228338	DEF Tank.....	1	64*	228364	V-Band Clamps	2
27	228339	Spacer.....	5	65*	220201	T-Bolt Clamp 4.00"	2
28	228340	Coolant Line 721	1	66*	224480	Squeeze Clamp 3/8.....	2
29	228341	Coolant Line 722	1	67*	224440	SS Studs	3
30	228342	Coolant Line Return	1	68*	228365	Channel Bracket.....	3
31	222728	Manifold	1	69*	228366	Clip Nuts	4
32		Nipple, Coolant	4	70*	228367	SS Zipties	4
33	228343	Exhaust Elbow	1	71*	224481	Squeeze Clamp 5/8.....	7
34	228344	Doser Coolant Line		72*	224472	DEF, Gallon.....	8
		ASSY-90° Elbow	1	73*	227340	Spacer	8
35	219896	Air Cleaner	1	74*	220210	SS Zipties	8
36	224459	Air Intake Hose, 7 To 5 Reducer..	1	75*	228368	Clip Nuts	25
37	224423	Air Cleaner MTG Brands.....	2	76*	224442	Seal Trim, Inches	25.25
38	228345	SCR	1	77*	228369	Protec Nylon Hose Sleeve	
39	228346	Terex Aftertreatment Component				(1.14" ID Nominal)	24"
		Main Harness.....	1	78*	228370	Thermal Wrap.....	6'

* ITEMS 52 TO 78 ARE NOT SHOWN IN THE ILLUSTRATION

WHEN ORDERING PARTS, SPECIFY MODEL NUMBER, SERIAL NUMBER AND DESCRIPTION OF PARTS REQUIRED

 P/N 12261-690	<h2 style="margin: 0;">AFTERTREATMENT ASSEMBLY</h2>	DATE: Revised 12-2014	GROUP 6C
		MODEL: T780	
		PAGE 6C.10	



REF	PART NO.	DESCRIPTION	QTY
1	718 0978 (Rev A)	Transmission, Allison - HD 4070P	1

Contact Allison dealer for information.

WHEN ORDERING PARTS, SPECIFY MODEL NUMBER, SERIAL NUMBER AND DESCRIPTION OF PARTS REQUIRED



**TRANSMISSION ALLISON
(AUTO) - EXPORT**

DATE: Revised 07-2012
 MODEL: T780
 PAGE 7.1

GROUP
7



<u>REF</u>	<u>PART NO.</u>	<u>DESCRIPTION</u>	<u>QTY</u>
	722-0020	<i>Transmission</i>	
1	Page 7A.2	Case (Front)	REF
2	Page 7A.3	Case - Auxiliary	REF
3	Page 7A.4	Levers/Housings	REF
4	Page 7A.5	Shift Bar Housing	REF
5	Page 7A.6	Auxiliary Drive Gear	REF
6	Page 7A.7	Input Shaft & Drive Gear	REF
7	Page 7A.8	Reverse Idler	REF
8	Page 7A.9	Countershaft & Bearing (AUX)	REF
9	Page 7A.10	Countershaft Assembly	REF
10	Page 7A.11	Mainshaft & Synchro (AUX)	REF
11	Page 7A.12	Mainshaft Assembly	REF
12	Page 7A.13	Combination Cylinder	REF
13	Page 7A.14	Oil Cooler	REF
14	Page 7A.15	Integral Oil Pump	REF
15	Page 7A.16	Filter Regulator	REF
16	Page 7A.17	H & C W/A-5000 Valve	REF
17	Page 7A.18	Isolators	REF
18	Page 7A.19	Roadranger Valve	REF
19	Page 7A.20	Slave Valve	REF
20	Page 7A.21	Kits & Assemblies	REF

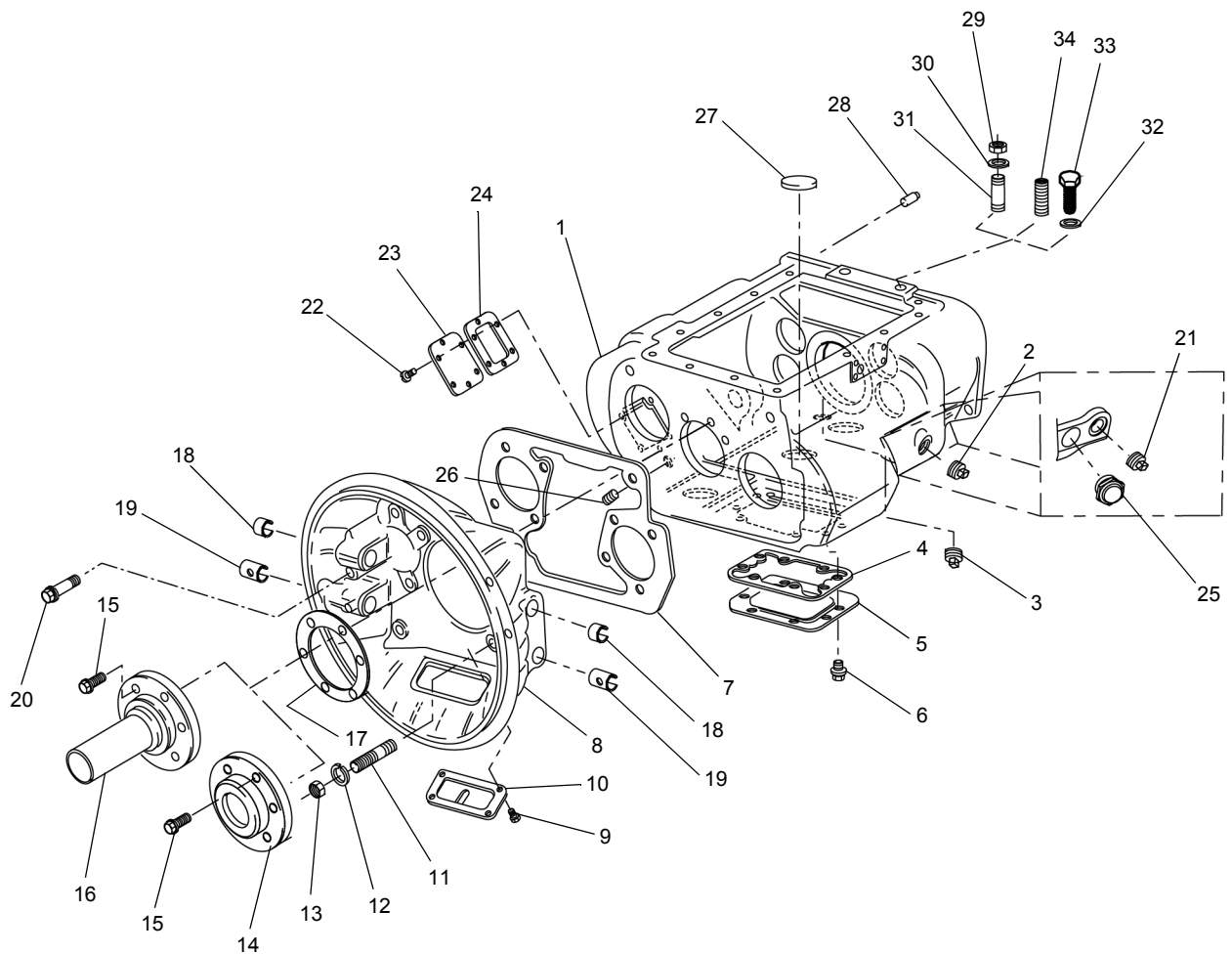
WHEN ORDERING PARTS, SPECIFY MODEL NUMBER, SERIAL NUMBER AND DESCRIPTION OF PARTS REQUIRED



**TRANSMISSION (EATON)
(MANUAL) - EXPORT & DOMESTIC**

DATE: Revised 05-2013
MODEL: T780
PAGE 7A.1

**GROUP
7A**



REF	PART NO.	DESCRIPTION	QTY	REF	PART NO.	DESCRIPTION	QTY
	722-0020	Transmission Eaton (Manual) - Export & Domestic					
1*	225612	Case ASSY	1	14	225634	Front Bearing, 2" Pull	1
	225613	Case ASSY	1	15	225635	Capscrew, 3/8"-16x1-1/4"	6
	225614	Case ASSY	1	16	225636	Front Bearing, 2" Push	1
2	225615	Pipe Plug	1	17	225637	Gasket	1
3	225616	Pipe Plug, 3/4" Magnetic	1	18	225638	Bushing	4
4	225617	Gasket	1		225638	Bushing	2
5	225618	PTO Cover	1		225639	Bushing	1
6	225619	Capscrew, 7/16"-14x7/8"	8	19	225639	Bushing	2
7	225620	Clutch Housing Gasket	1	20	225640	HEX Head Screw/Washer ASSY, .500-12X1.490	4
8	225621	Clutch Housing ASSY, #1 Push-Pull Iron	1		225641	HEX Head Screw/Washer ASSY, .500-12X3.460	2
	225622	Clutch Housing ASSY, #2 Push-Pull Iron	1	21	225642	Plug, 1-1/16"	1
	225623	Clutch Housing ASSY, #2 Push-Pull ALUM	1	22	225643	Capscrew, 3/8"-16x3/4"	6
	225624	Clutch Housing ASSY, #1 Pull ALUM	1	23	225644	PTO Cover	1
	225625	Clutch Housing ASSY, #2 Push-Pull ALUM	1	24	225645	Gasket	1
				25	225647	Sight Plug (1-5/8)	1
9	225626	Screw 5/16-18X.81	4	26	225646	Pipe Plug, 1/2"	1
10	225627	Hand Hole Cover, # 2 Push	1	27	225648	Magnet	3
	225628	Hand Hole Cover, # 2 Pull	1	28	225649	Pin	2
	225629	Hand Hole Cover, # 1 Pull	1	29	225633	HEX Nut, .625-18	2
	225630	Hand Hole Cover, # 1 Push	1	30	225632	Washer, 1.23 X 6.60	2
11	225631	Stud	6	31	225652	Stud, 5/8" X 2-3/16"	2
12	225632	Washer, 1.23 X 6.60	6	32	225653	Spacer	2
13	225633	HEX Nut, .625-18	6	33	225651	Capscrew, 5/8"-11x1-1/4"	2
				34	225650	Plug	2

* Due to design changes, please verify the component part numbers with DANA before the order.

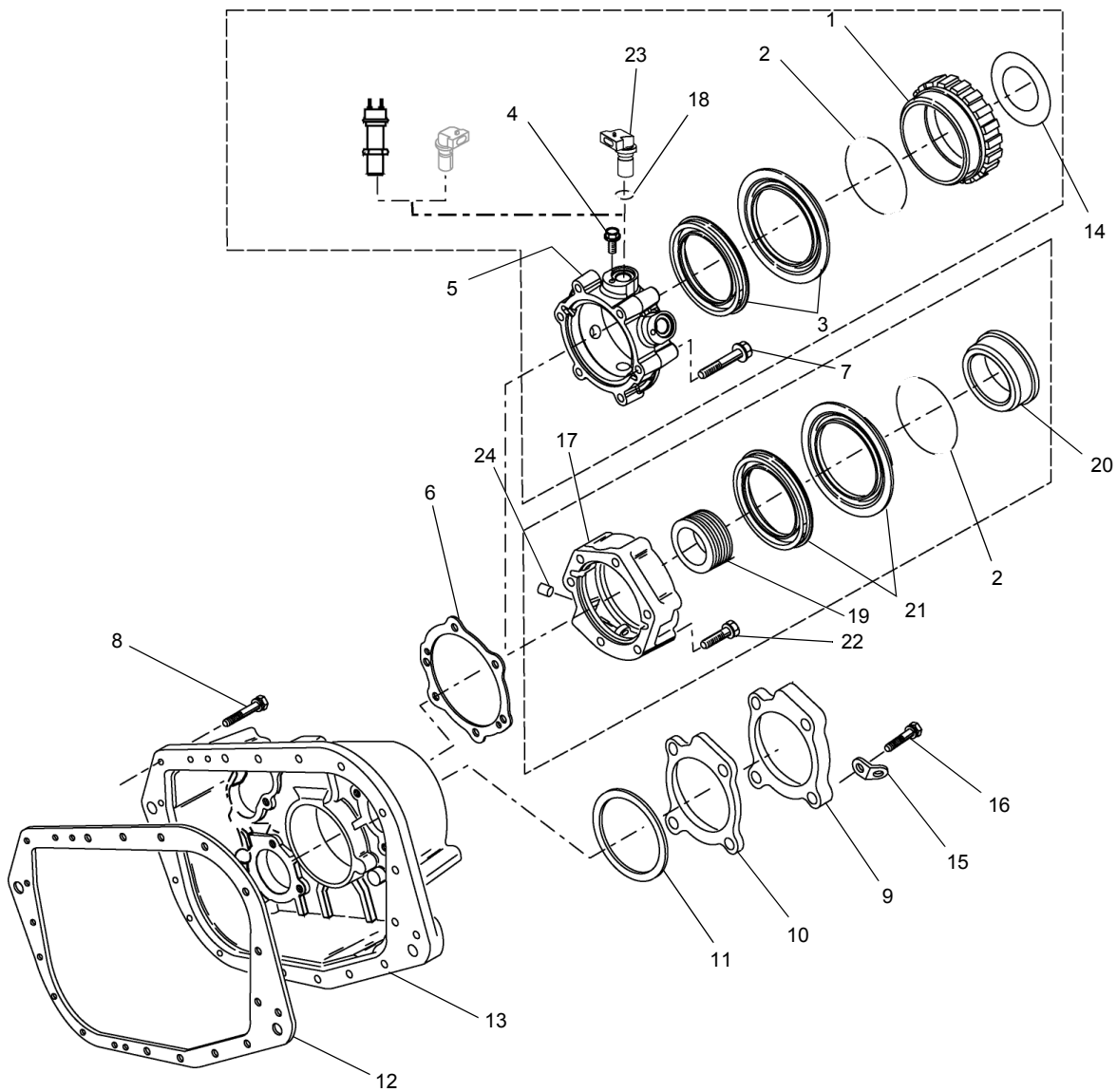
WHEN ORDERING PARTS, SPECIFY MODEL NUMBER, SERIAL NUMBER AND DESCRIPTION OF PARTS REQUIRED



CASE (FRONT)

DATE: Released 05-2013
 MODEL: T780
 PAGE 7A.2

GROUP
7A



REF	PART NO.	DESCRIPTION	QTY	REF	PART NO.	DESCRIPTION	QTY
	722-0020	Transmission Eaton (Manual) - Export & Domestic					
1	225654	Speedo Rotor ASSY.....	1	13	225668	Rear Housing	1
2	225655	O- Ring	1	14	225669	Shield	1
3	225656	Oil Seal Kit	1	15	225670	Lifting Eye	2
4	225657	Capscrew, M8 X 1.25 X 12mm.....	2	16	225635	Capscrew, 3/8"-16x1-1/4".....	8
5	225658	Rear Bearing Cover ASSY	1	17	225671	Rear BRG Cover ASSY	1
6	225659	Gasket-Red Edge Molded, Thickness .043-.051	1	18	225672	Rear BRG Cover ASSY	1
	225660	Gasket-Purple Edge Molded, Thickness .013 - .018	1	19	225673	O- Ring.....	1
7	225661	Capscrew, 3/8"-16x3-1/4".....	4	20	225674	Speedo Drive Gear.....	1
	225662	Capscrew, 3/8"-16x2".....	6	21	225675	Speedo Spacer ASSY	1
	225662	Capscrew, 3/8"-16x2".....	2	22	225676	Oil Seal W/Slinger	1
8	225663	Capscrew, 3/8"-16x1-1/2".....	17	22	225677	Capscrew, 3/8"-16x2-3/4".....	6
	225662	Capscrew, 3/8"-16x2".....	2	23	225678	Speed Sensor Kit, Single Pick-up (2 Pin).....	1
9	225664	Cover.....	2		225679	Speed Sensor Kit, Dual Pick-up (4 Pin)	1
10	225665	Gasket.....	2	24	225680	Bushing	1
11	225666	Shim Kit.....	1				
12	225667	Gasket.....	1				

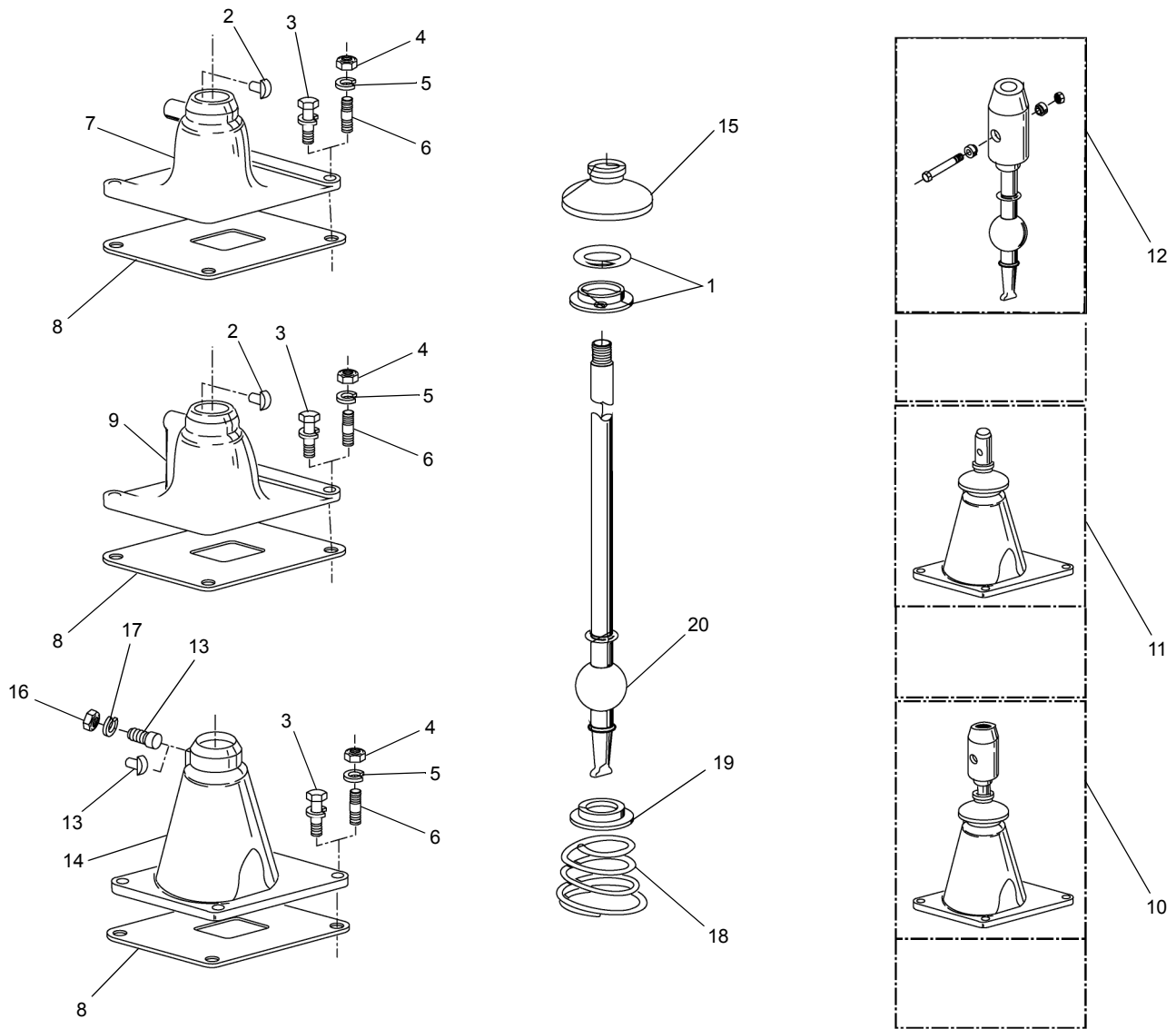
WHEN ORDERING PARTS, SPECIFY MODEL NUMBER, SERIAL NUMBER AND DESCRIPTION OF PARTS REQUIRED



CASE - AUXILIARY

DATE: Released 05-2013
 MODEL: T780
 PAGE 7A.3

GROUP
7A



REF	PART NO.	DESCRIPTION	QTY	REF	PART NO.	DESCRIPTION	QTY
	722-0020	Transmission Eaton (Manual) - Export & Domestic					
1	225699	O-Ring & Washer Kit.....	1	12	225714	Lever Replacement Kit, Low Tower...	1
2	225700	Pin.....	1		225715	Lever Replacement Kit, High Tower...	1
3	225701	Capscrew, 3/8"-16x1-1".....	4		225716	Lever Replacement Kit, Mid Tower ...	1
4	225702	Nut, 3/8"-24- N.F.Plain.....	4	13	225717	Pin.....	1
5	225703	Lockwasher, 3/8".....	4		225718	Pin, 3/8".....	1
6	225704	Stud.....	4	14	225719	Shift Lever HSG Kit, High Tower.....	1
7	225705	Shift Lever HSG, Low Tower.....	1	15	225720	Boot.....	1
8	225706	Gasket.....	1	16	225702	Nut, 3/8"-24- N.F.Plain.....	1
9	225707	Shift Lever HSG Kit, Mid Tower.....	1	17	225703	Lockwasher, 3/8".....	1
10	225708	Shift Lever HSG ASSY, Low Tower....	1	18	225721	Spring.....	1
	225709	Shift Lever HSG ASSY, High Tower ...	1	19	225722	Retainer.....	1
	225710	Shift Lever HSG ASSY, Mid Tower.....	1	20	225723	Gear Shift Lever, Straight - Low 21-1/2".....	1
11	225711	Shift Tower ASSY, High Tower.....	1		225724	Gear Shift Lever, Straight - High 35".....	1
	225712	Shift Tower ASSY, Low Tower.....	1				
	225713	Shift Tower ASSY, Mid Tower.....	1				

WHEN ORDERING PARTS, SPECIFY MODEL NUMBER, SERIAL NUMBER AND DESCRIPTION OF PARTS REQUIRED



LEVERS/HOUSINGS

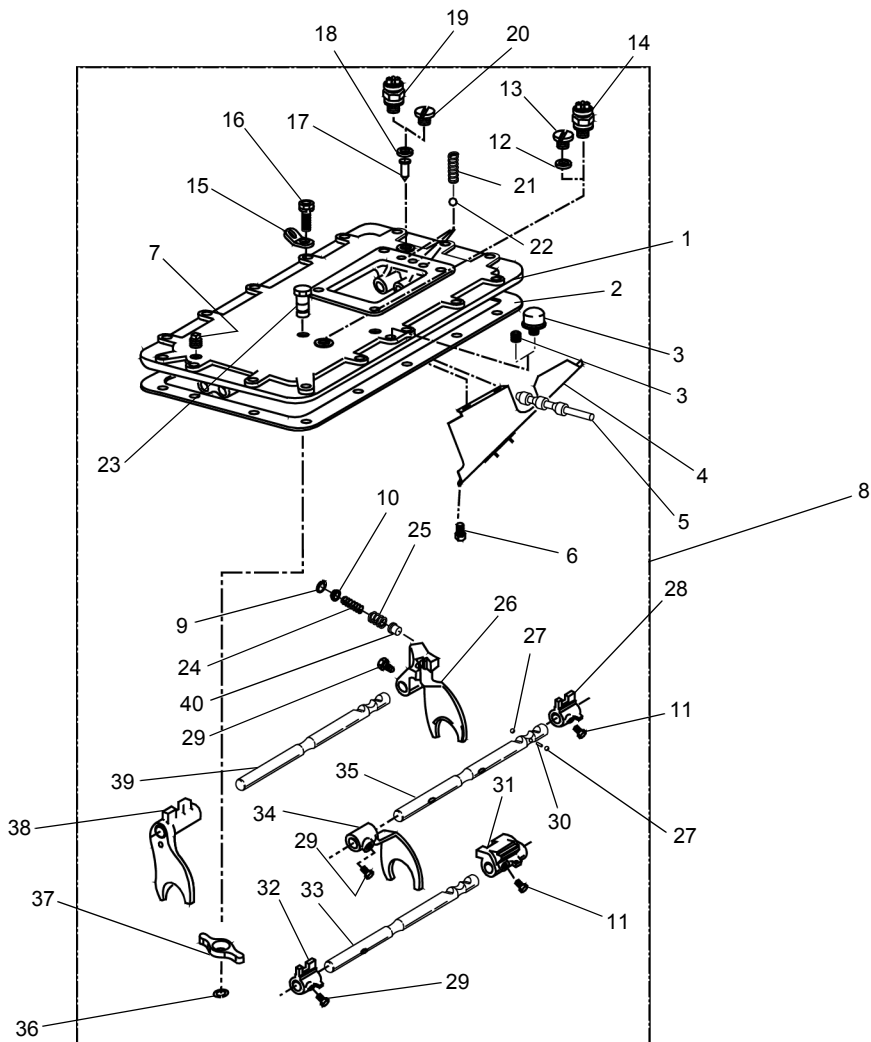
DATE: Released 05-2013

MODEL: T780

PAGE 7A.4

GROUP

7A



REF	PART NO.	DESCRIPTION	QTY	REF	PART NO.	DESCRIPTION	QTY
	722-0020	Transmission Eaton (Manual) - Export & Domestic					
1	225725	Shift Bar HSG (STD)	1	20	225743	Plug	1
2	225726	Gasket	1	21	225744	Spring	3
3	225727	Breather, 1/4" NPT	1	22	225745	Steel Ball, 1/2"	3
	225728	Pipe Plug, 1/4" NPT	1	23	225746	Actuator Pin Kit	1
4	225729	Oil Trough	1	24	225747	Spring	1
5	225730	Air Valve Shaft	1	25	225748	Spring	1
6	225731	Capscrew, 1/4"-20x1/2"	2	26	225749	Shift Yoke	1
7	225732	Pipe Plug, 3/8" NPT	1	27	225750	Steel Ball, 3/4"	2
8	225733	Shift Bar HSG ASSY(STD)	1	28	225751	Shift Block	1
9	225734	Snap Ring	1	29	225752	Lockscrew	3
10	225735	Retainer	1	30	225753	Interlock Pin	1
11	225736	Lockscrew	2	31	225754	Shift Block (Rear)	1
12	225737	Gasket	1	32	225755	Shift Block (Front)	1
13	225738	Plug	1	33	225756	Yoke Bar	1
14	225739	Neutral Light Switch	1	34	225757	Shift Yoke	1
	225670	Lifting Eye	2	35	225758	Yoke Bar	1
16	225663	Capscrew, 3/8"-16x1-1/2"	2	36	225759	Snap Ring	1
	225635	Capscrew, 3/8"-16x1-1/4"	16	37	225760	Actuator	1
17	225740	Pin	1	38	225761	Shift Yoke	1
18	225741	Gasket	1	39	225762	Yoke Bar	1
19	225742	Reverse Light Switch	1	40	225763	Plunger	1

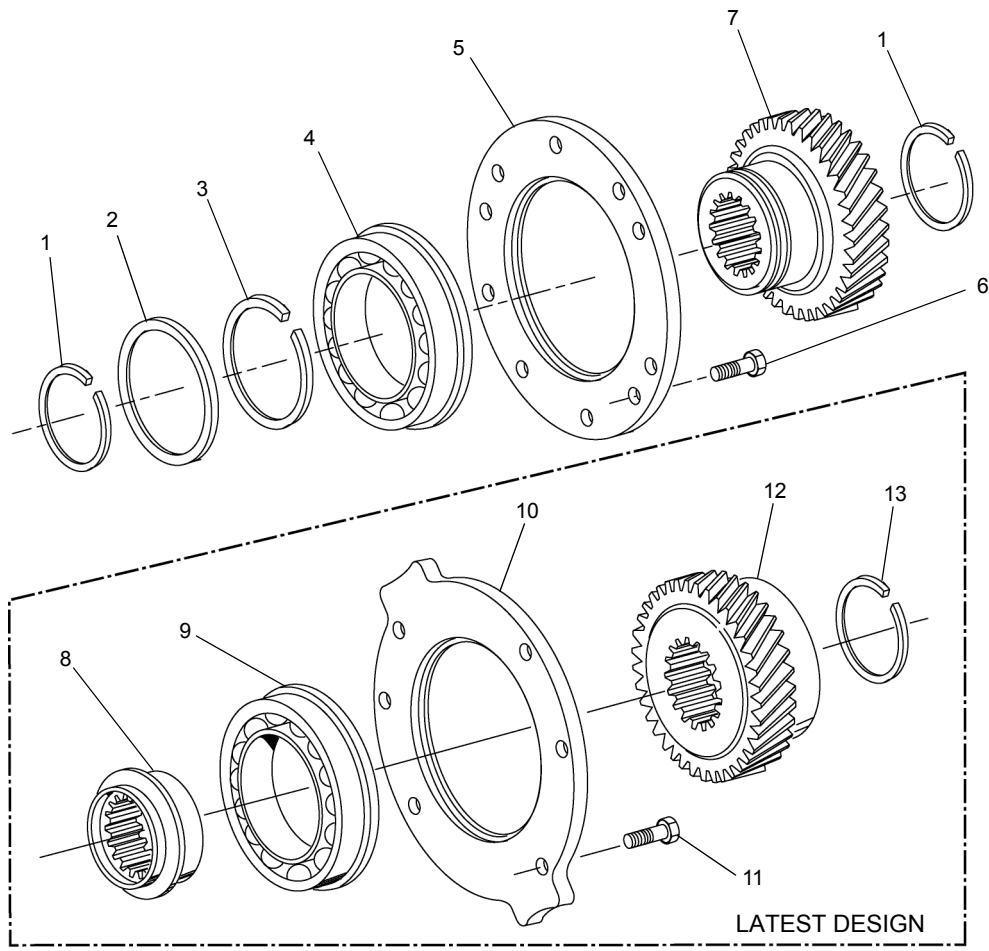
WHEN ORDERING PARTS, SPECIFY MODEL NUMBER, SERIAL NUMBER AND DESCRIPTION OF PARTS REQUIRED



SHIFT BAR HOUSING

DATE: Released 05-2013
 MODEL: T780
 PAGE 7A.5

GROUP
7A

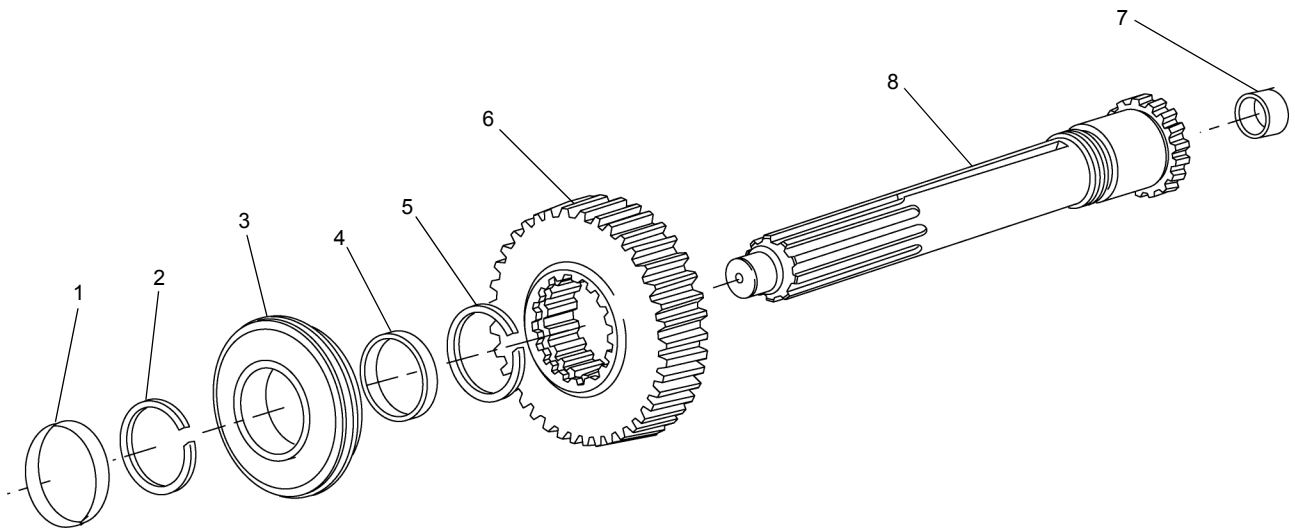


REF	PART NO.	DESCRIPTION	QTY
	722-0020	Transmission Eaton (Manual) - Export & Domestic	
1	225764	Snap Ring	2
2	225765	Snap Ring Retainer	1
3	225766	Snap Ring	1
4	225767	Bearing	1
5	225768	Bearing Retainer	1
6	225769	Capscrew, 3/8"-16X1"	6
7	225770	Auxiliary Drive Gear	1
8	225771	Spacer	1
9	225772	Bearing	1
10	225773	Retainer	1
11	225769	Capscrew, 3/8"-16X1"	6
12	225774	Auxiliary Drive Gear	1
13	225764	Snap Ring	1

NOTE: Due to design changes, please verify the component part numbers with DANA before the order.

WHEN ORDERING PARTS, SPECIFY MODEL NUMBER, SERIAL NUMBER AND DESCRIPTION OF PARTS REQUIRED

 P/N 12261-690	<h2>AUXILIARY DRIVE GEAR</h2>	DATE: Released 05-2013	GROUP 7A
		MODEL: T780	
		PAGE 7A.6	



<u>REF</u>	<u>PART NO.</u>	<u>DESCRIPTION</u>	<u>QTY</u>
	722-0020	<i>Transmission Eaton (Manual) - Export & Domestic</i>	
1*	225775	Seal	1
2	225776	Snap Ring	1
3	225777	Bearing	1
4	225778	Spacer	1
5	225779	Snap Ring	1
6	225780	Main Drive Gear	1
7	225781	Bushing	1
8	225782	Input Shaft, 2" Pull.....	1
	225783	Input Shaft, 2" Push	1

* FOR SHIPPING ONLY DO NOT REPLACE

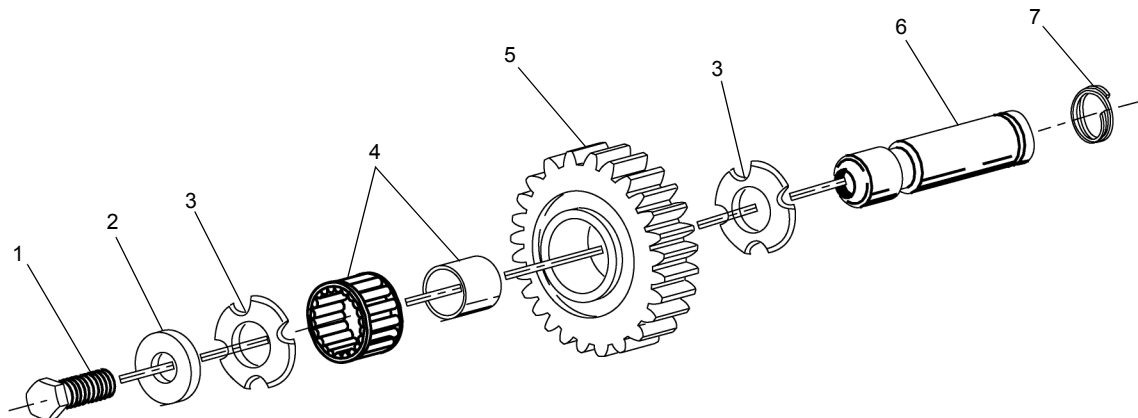
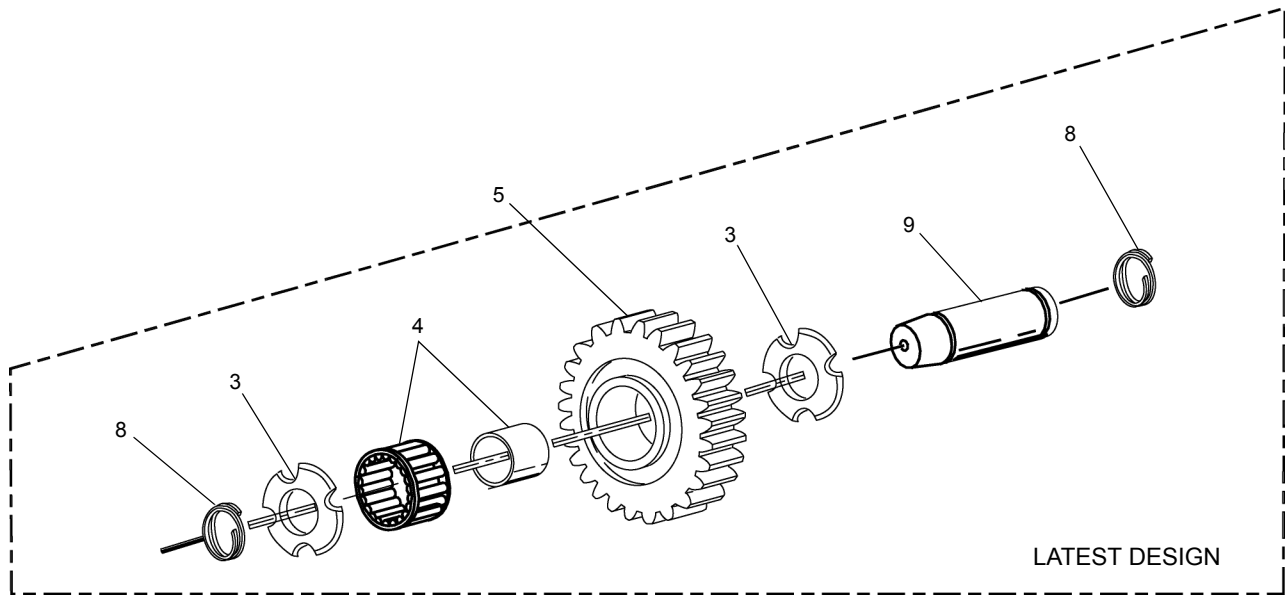
WHEN ORDERING PARTS, SPECIFY MODEL NUMBER, SERIAL NUMBER AND DESCRIPTION OF PARTS REQUIRED



INPUT SHAFT & DRIVE GEAR

DATE: Released 05-2013
 MODEL: T780
 PAGE 7A.7

GROUP
7A



REF	PART NO.	DESCRIPTION	QTY
	722-0020	Transmission Eaton (Manual) - Export & Domestic	
1	225784	Capscrew, 5/8"-18x1-1/4	2
2	225785	Washer	2
3	225786	Washer	4
4	225787	Bearing	2
5	225788	Reverse Idler Gear	2
6	225789	Idler Shaft Repl Kit	2
7	225790	Retaining Ring	2
8	225790	Retaining Ring	4
9	225791	Idler Shaft	2

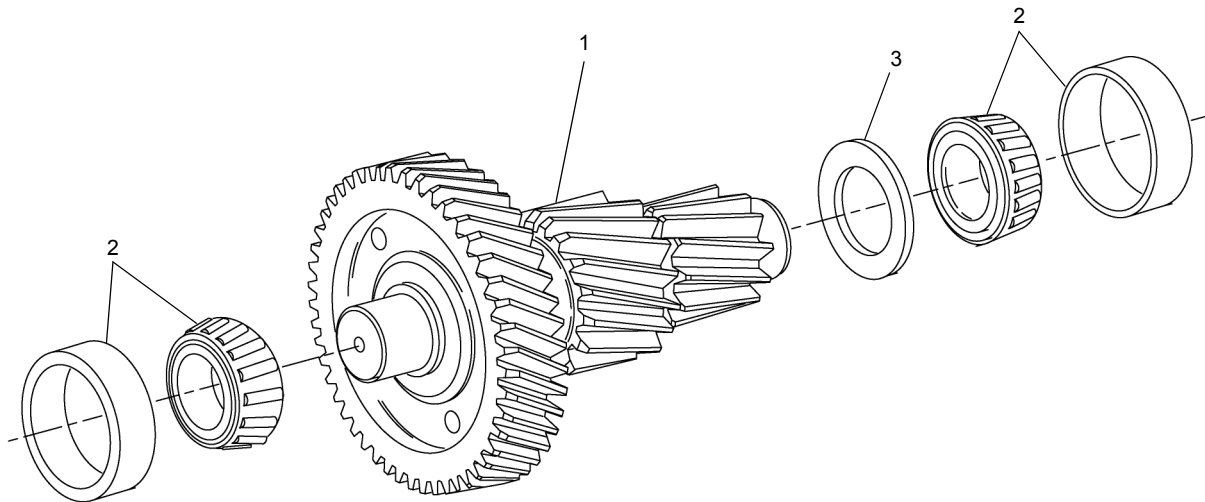
WHEN ORDERING PARTS, SPECIFY MODEL NUMBER, SERIAL NUMBER AND DESCRIPTION OF PARTS REQUIRED



REVERSE IDLER

DATE: Released 05-2013
 MODEL: T780
 PAGE 7A.8

GROUP
7A



REF	PART NO.	DESCRIPTION	QTY
	722-0020	Transmission Eaton (Manual) - Export & Domestic	
1	225792	Welded Countershaft ASSY	2
2	225793	Bearing.....	4
3	225794	Spacer.....	2

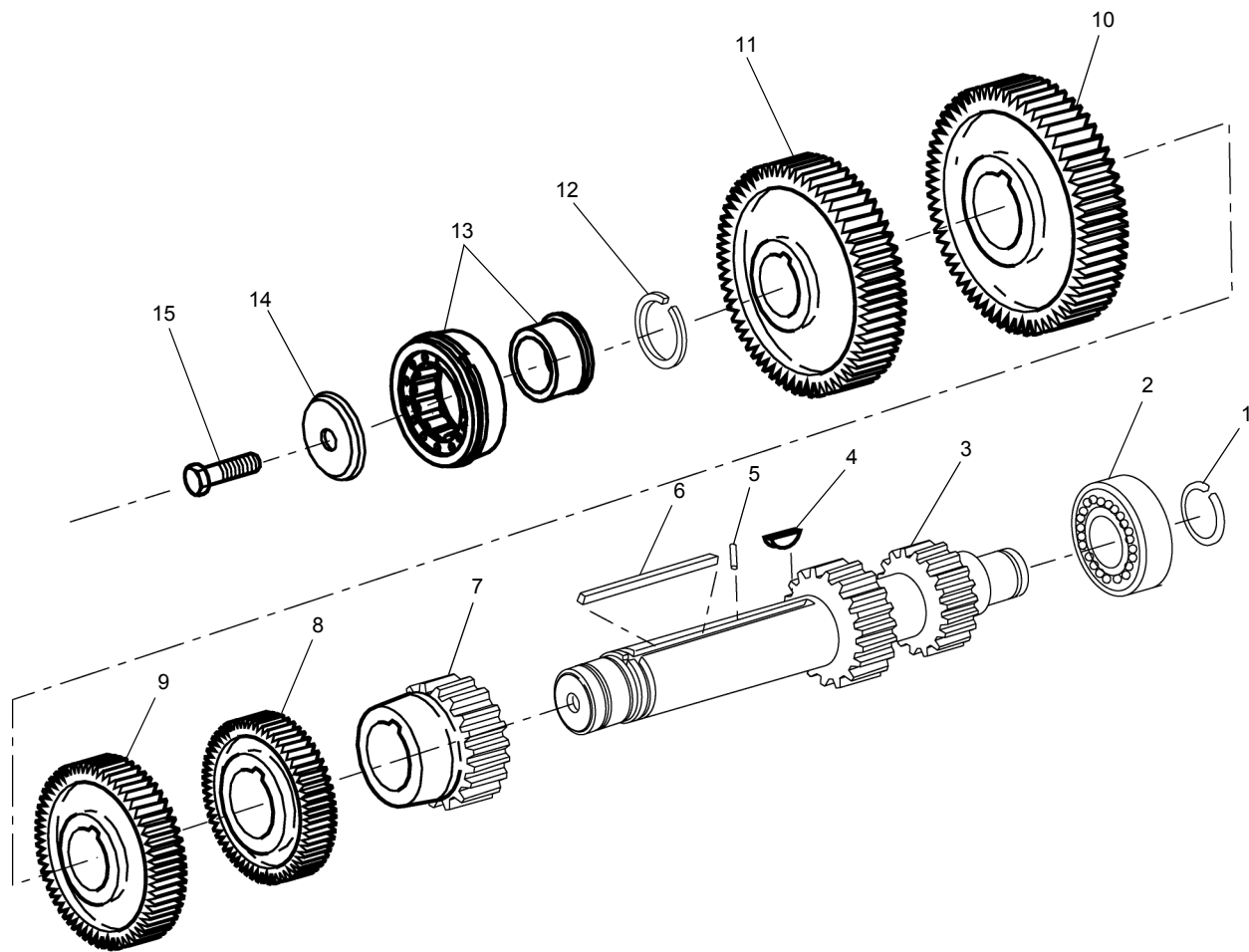
WHEN ORDERING PARTS, SPECIFY MODEL NUMBER, SERIAL NUMBER AND DESCRIPTION OF PARTS REQUIRED



**COUNTERSHAFT & BEARING
(AUX)**

DATE: Released 05-2013
 MODEL: T780
 PAGE 7A.9

**GROUP
7A**



REF	PART NO.	DESCRIPTION	QTY
	722-0020	Transmission Eaton (Manual) - Export & Domestic	
1	225795	Snap Ring	2
2*	225796	Bearing.....	2
	225797	Bearing.....	2
3	225798	CNTRSHFT W/REV & LO.....	2
4	225799	Key	2
5	225800	Roll Pin	2
6	225801	Key	2
7	225802	1st Gear-CNTRSHFT	2
8	225803	2nd Gear-CNTRSHFT.....	2
9	225804	OD Gear-CNTRSHFT	2
10	225805	PTO Gear-Lower.....	1
	225806	PTO Gear-Upper.....	1
11	225807	Drive Gear-CNTRSHFT	2
12	225808	Snap Ring	2
13	225809	Bearing.....	2
14	225810	Retainer.....	2
15	225811	Capscrew, 5/8"-18x1-3/4".....	2

* Due to design changes, please verify the component part numbers with DANA before the order.

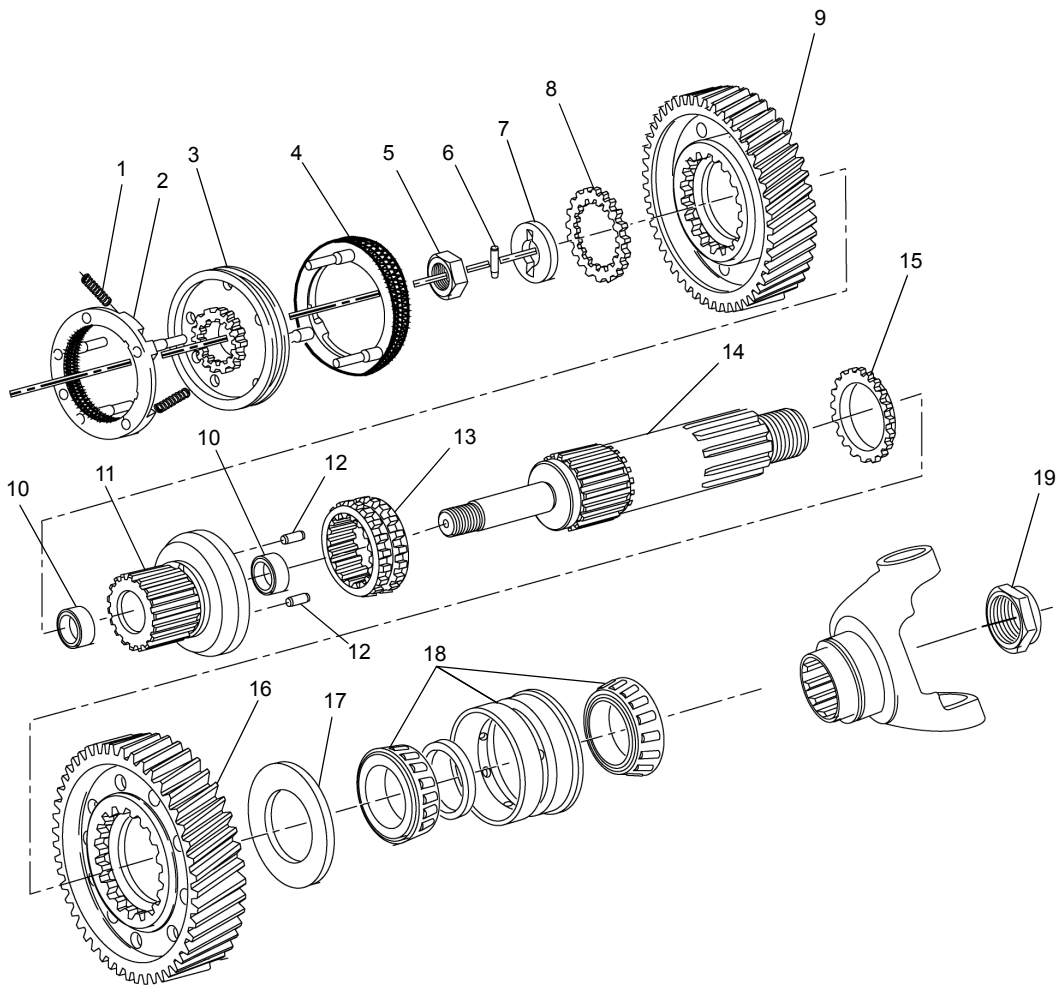
WHEN ORDERING PARTS, SPECIFY MODEL NUMBER, SERIAL NUMBER AND DESCRIPTION OF PARTS REQUIRED



COUNTERSHAFT ASSEMBLY

DATE: Released 05-2013
 MODEL: T780
 PAGE 7A.10

GROUP
7A



REF	PART NO.	DESCRIPTION	QTY
	722-0020	Transmission Eaton (Manual) - Export & Domestic	
1	225812	Spring	3
2	225813	Synchronizer ASSY, HI Range	1
3	225814	Sliding Clutch.....	1
4	225815	Synchronizer Assembly, LO Range	1
5	225816	Nut	1
6	225817	Dowel Pin	1
7	225818	Washer	1
8	225819	Washer	1
9	225820	Reduction Gear	1
10	225821	Bushing.....	2
11	225822	Mainshaft ASSY.....	1
12	225823	Pin	2
13	225824	Sliding Clutch.....	1
14	225825	Mainshaft	1
15	225826	Washer	1
16	225827	Deep Reduction Gear.....	1
17	225828	Washer	1
18	225830	Bearing	1
19	225829	HEX Flange Crimped Nut Kit.....	1

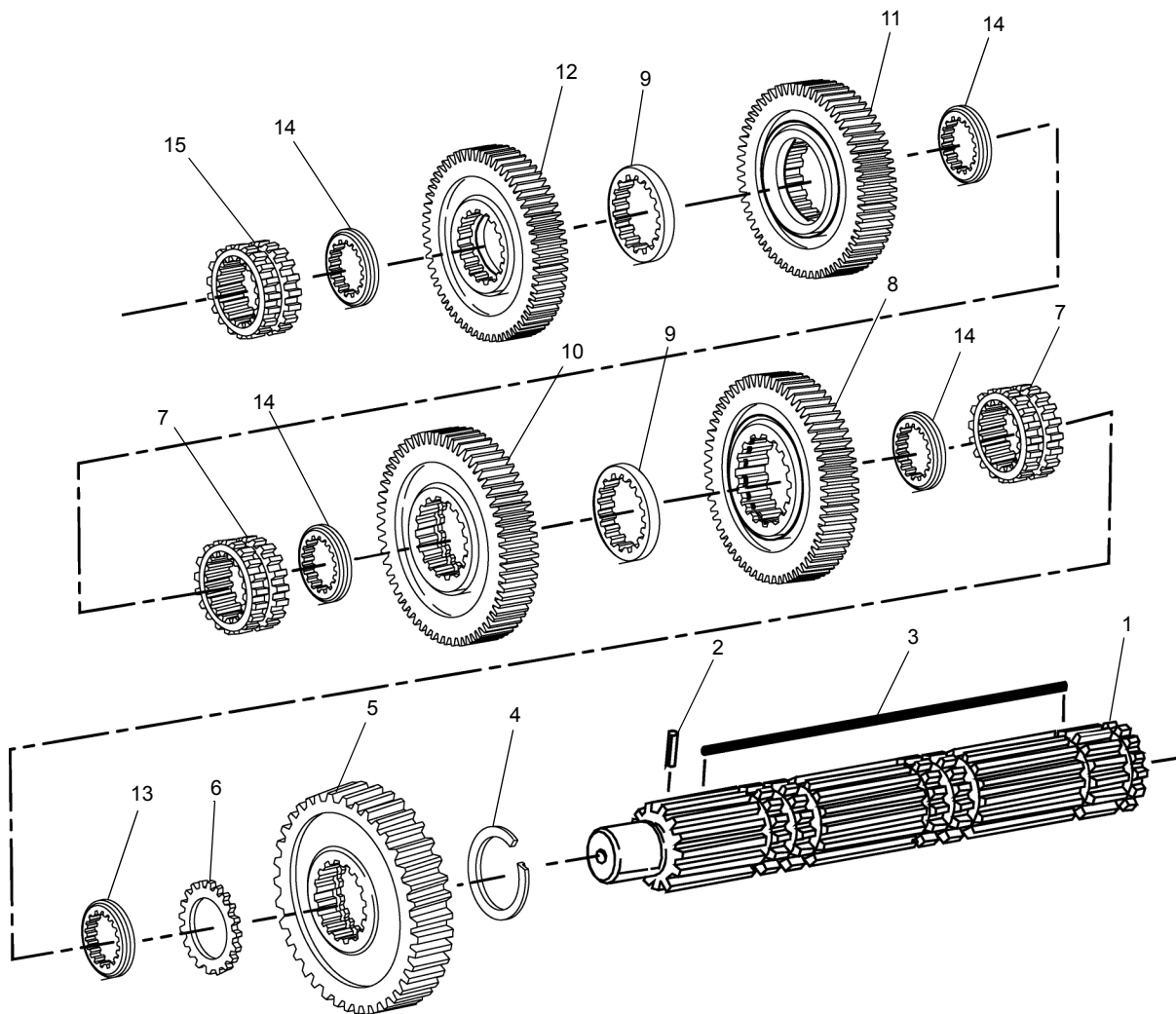
WHEN ORDERING PARTS, SPECIFY MODEL NUMBER, SERIAL NUMBER AND DESCRIPTION OF PARTS REQUIRED



MAINSHAFT & SYNCHRO (AUX)

DATE: Released 05-2013
 MODEL: T780
 PAGE 7A.11

GROUP
7A



REF	PART NO.	DESCRIPTION	QTY
	722-0020	Transmission Eaton (Manual) - Export & Domestic	
1	225831	Mainshaft ASSY.....	1
2	225832	Roll Pin	1
3*	225833	3-Sided Key	1
	225834	3-Sided Key	1
4	225779	Snap Ring	1
5	225835	Reverse Gear-Mainshaft.....	1
6*	225836	Spacer	1
	225837	Spacer	1
7	225838	Sliding Clutch.....	2
8	225839	LO Gear-Mainshaft	1
9	225840	Washer	2
10	225841	1st Gear-Mainshaft	1
11	225842	2nd Gear-Mainshaft.....	1
12	225843	OD Gear-Mainshaft.....	1
13	225844	Washer .244-Blue	1
14	225845	Washer	4
15	225846	Sliding Clutch	1

* Due to design changes, please verify the component part numbers with DANA before the order.

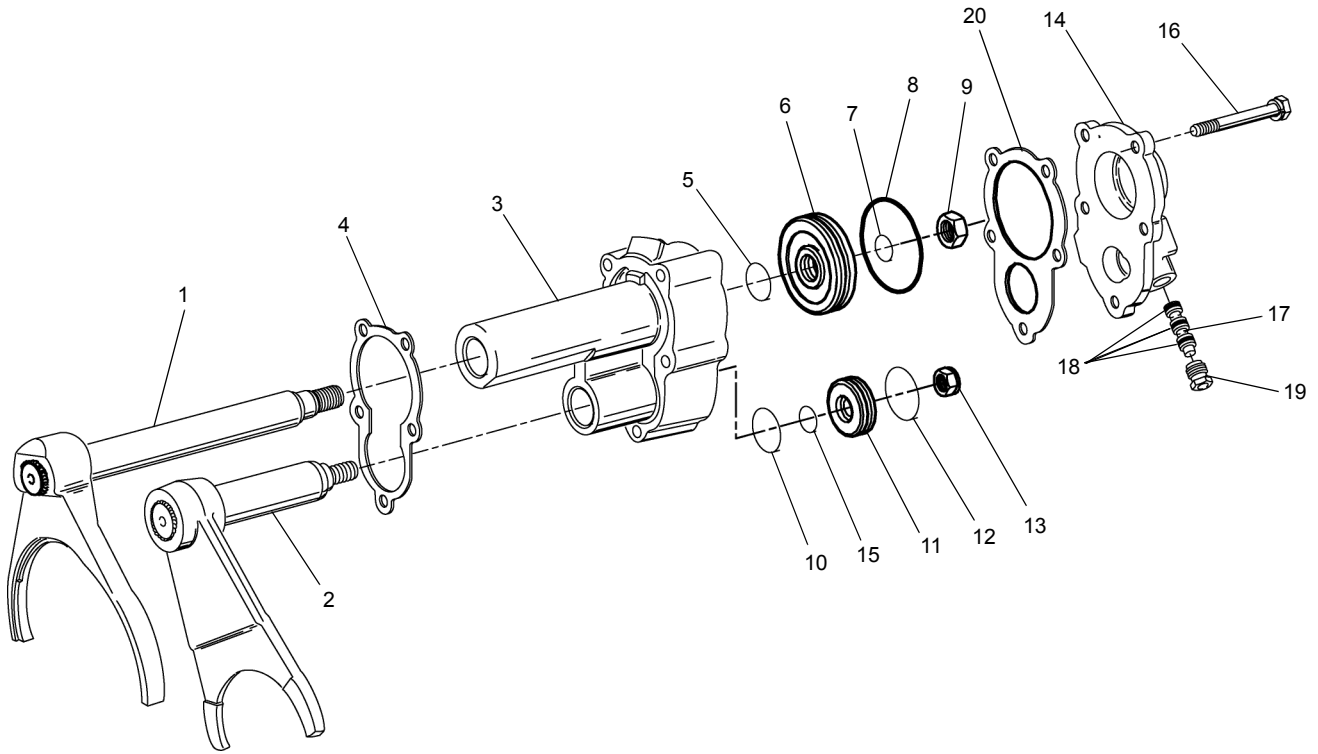
WHEN ORDERING PARTS, SPECIFY MODEL NUMBER, SERIAL NUMBER AND DESCRIPTION OF PARTS REQUIRED



MAINSHAFT ASSEMBLY

DATE: Released 05-2013
 MODEL: T780
 PAGE 7A.12

GROUP
7A



REF	PART NO.	DESCRIPTION	QTY
	722-0020	Transmission Eaton (Manual) - Export & Domestic	
1	225847	Yoke ASSY.....	1
2	225848	Yoke ASSY.....	1
3	225849	Cylinder.....	1
4	225850	Gasket.....	1
5	225851	O- Ring.....	1
6	225852	Piston.....	1
7	225853	O- Ring.....	1
8	225854	O- Ring.....	1
9	225855	Nut, 5/8" -18.....	1
10	225856	O- Ring.....	1
11	225857	Piston Kit.....	1
12	225858	O- Ring.....	1
13	225859	Nut, 1/2"-20.....	1
14	225860	Cylinder Cover.....	1
15	225861	O- Ring.....	1
16	225862	Capscrew, 3/8"-16x3-1/2".....	5
17	225863	Insert Valve.....	1
18	225864	O- Ring.....	3
19	225865	Plug.....	1
20	225866	Gasket.....	1

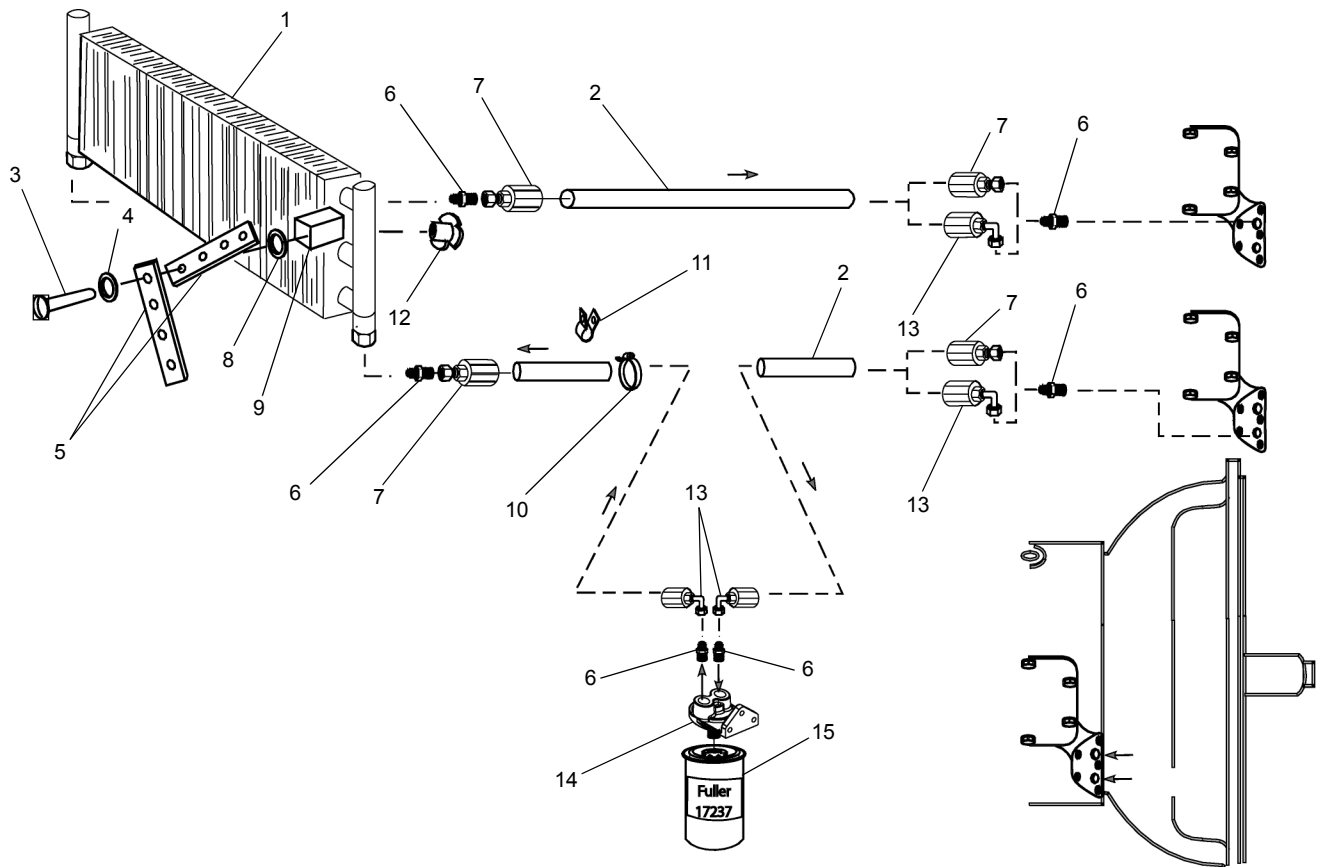
WHEN ORDERING PARTS, SPECIFY MODEL NUMBER, SERIAL NUMBER AND DESCRIPTION OF PARTS REQUIRED



COMBINATION CYLINDER

DATE: Released 05-2013
 MODEL: T780
 PAGE 7A.13

GROUP
7A



REF	PART NO.	DESCRIPTION	QTY
	722-0020	Transmission Eaton (Manual) - Export & Domestic	
1	225867	Oil Cooler	1
2	225868	Hose, 25 Feet	1
3	225869	Capscrew, 5/16"-16x2-1/2"	2
4	225870	Lockwasher, 5/16"	2
5	225871	Bracket	4
6	225872	Connector	6
7	225873	Swivel	4
8	225874	Washer, 5/16"	2
9	225875	Plug-Rubber Mount	2
10	225876	Strap	8
11	225877	Clamp	5
12	225878	Nut	2
13	225779	Elbow	4
14	225611	Oil Filter	1
15	225880	Filter Element	1

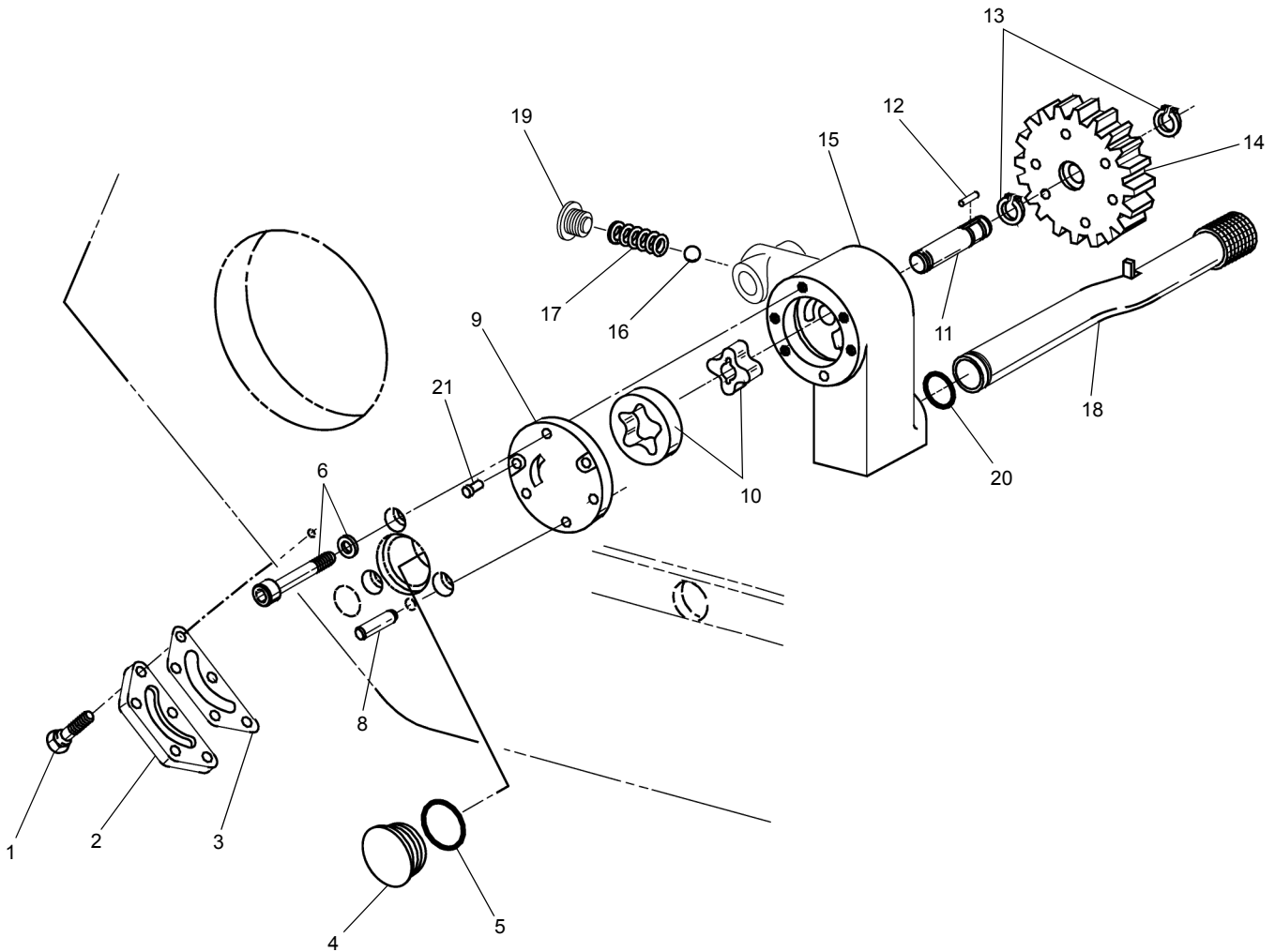
WHEN ORDERING PARTS, SPECIFY MODEL NUMBER, SERIAL NUMBER AND DESCRIPTION OF PARTS REQUIRED



OIL COOLER

DATE: Released 05-2013
 MODEL: T780
 PAGE 7A.14

GROUP
7A



REF	PART NO.	DESCRIPTION	QTY
	722-0020	Transmission Eaton (Manual) - Export & Domestic	
1	225881	Capscrew, 1/4"- 20x5/8".....	5
2	225882	Cover & Screw Kit.....	1
3	225883	Gasket.....	1
4	225884	Plug.....	1
5	225851	O- Ring.....	1
6	225885	Fastener, Kit.....	1
7*	225886	Oil Pump Kit (Includes Items 6, 9 to 21)	1
8	225887	Dowel Pin.....	1
9	225888	Retainer	1
10	225886	Oil Pump Kit.....	1
11	225886	Oil Pump Kit.....	1
12	225889	Key.....	1
13	225890	Snap Ring	2
14	225891	Pump Drive Gear	1
15	225886	Oil Pump Kit.....	1
16	225892	Steel Ball, 7/16".....	1
17	225893	Spring.....	1
18	225894	Suction Tube.....	1
19	225895	Plug.....	1
20	225896	O- Ring.....	1
21	225897	Screw	2

* ITEM 7 IS NOT SHOWN IN THE ILLUSTRATION.

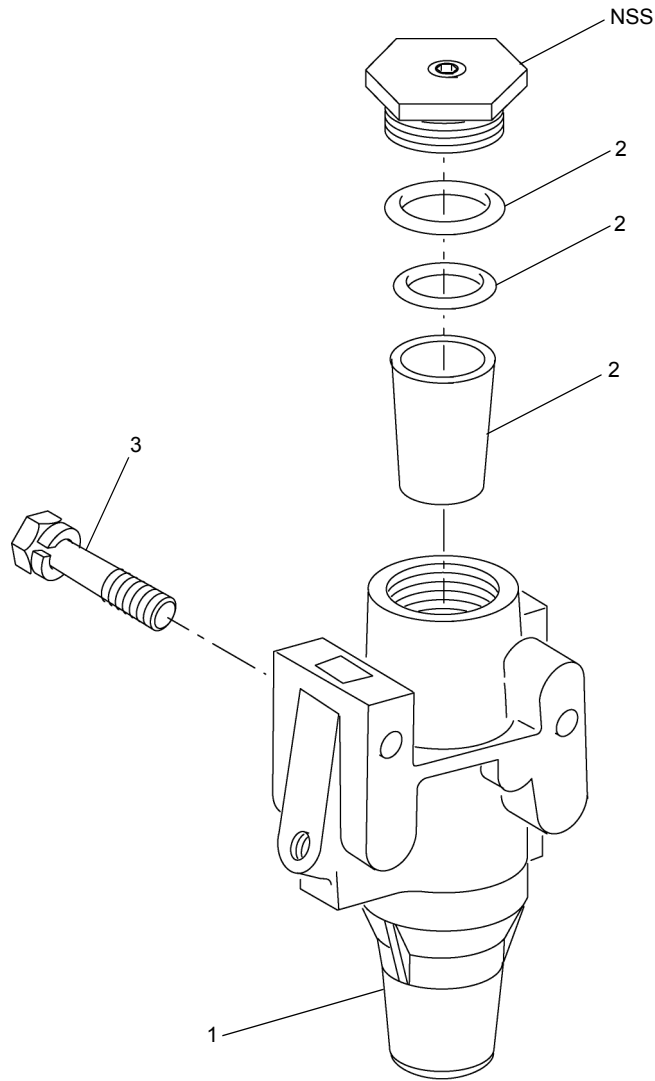
WHEN ORDERING PARTS, SPECIFY MODEL NUMBER, SERIAL NUMBER AND DESCRIPTION OF PARTS REQUIRED



INTEGRAL OIL PUMP

DATE: Released 05-2013
 MODEL: T780
 PAGE 7A.15

GROUP
7A



NSS - NOT SOLD SEPARATELY

<u>REF</u>	<u>PART NO.</u>	<u>DESCRIPTION</u>	<u>QTY</u>
	722-0020	<i>Transmission Eaton (Manual) - Export & Domestic</i>	
1	225898	Filter REG Kit	1
2	225899	O- Ring/Element Kit, For Filter Regulator	1
3	225900	Capscrew, 1/4"-20x2-1/4"	2

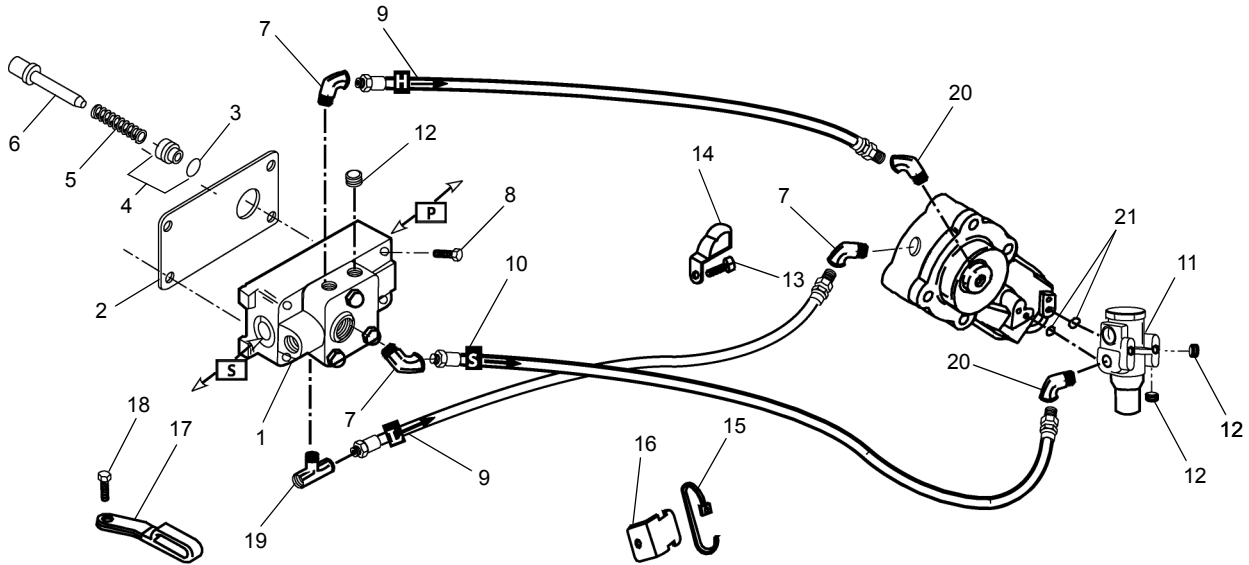
WHEN ORDERING PARTS, SPECIFY MODEL NUMBER, SERIAL NUMBER AND DESCRIPTION OF PARTS REQUIRED



FILTER REGULATOR

DATE: Released 05-2013
 MODEL: T780
 PAGE 7A.16

GROUP
7A



<u>REF</u>	<u>PART NO.</u>	<u>DESCRIPTION</u>	<u>QTY</u>
	722-0020	<i>Transmission Eaton (Manual) - Export & Domestic</i>	
1	225901	Slave Valve ASSY	1
2	225902	Gasket.....	1
3	225903	O- Ring.....	1
4	225904	Sleeve Kit, For Slave Valves	1
5	225905	Spring.....	1
6	225906	Pin.....	1
7	225907	Elbow 1/8"	3
8	225908	Capscrew, 1/4"-20x1-3/4".....	4
9	225909	Hose ASSY 34"	2
10	225910	Hose ASSY 36"	1
11	225898	Filter REG Kit	1
12	225911	Pipe Plug 1/8" NPT	3
13	225912	Capscrew, 3/8"-16x1".....	1
14	225913	Hose Clamp	1
15	225914	Strap.....	1
16	225915	Bracket.....	1
17	225916	Hose Clamp	1
18	225635	Capscrew 3/8"-16x1-1/4"	1
19	225917	Branch Tee 1/8".....	1
20	225918	Elbow 1/8"	2
21	225919	O- Ring.....	2

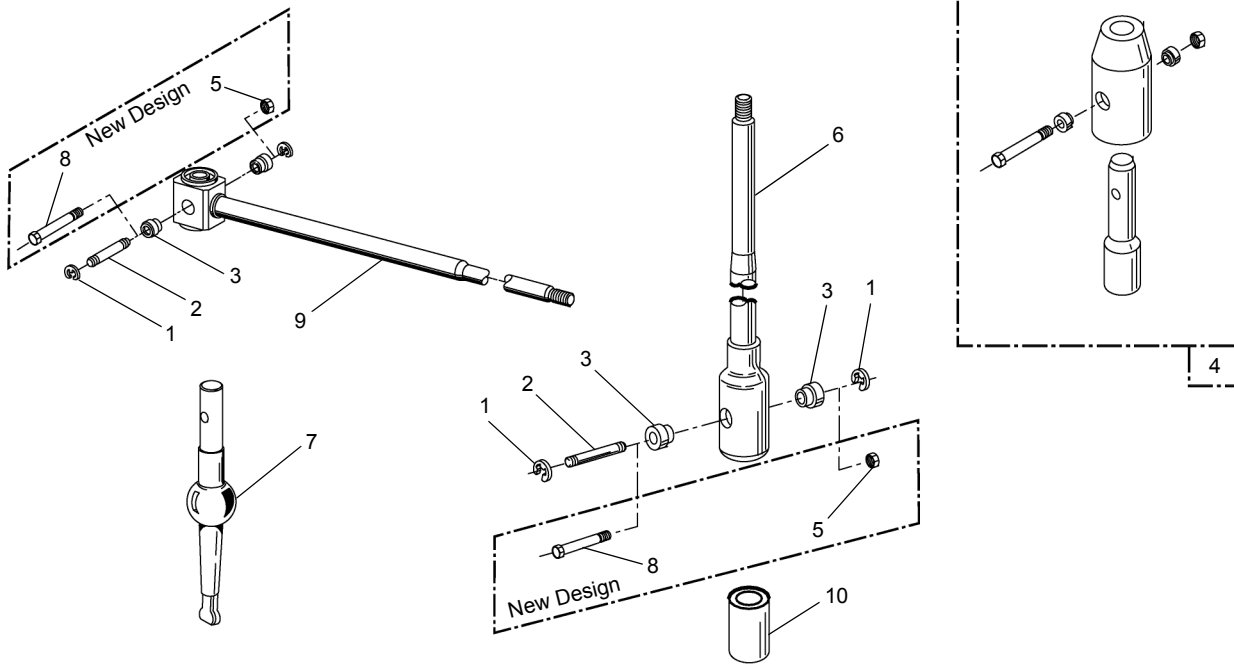
WHEN ORDERING PARTS, SPECIFY MODEL NUMBER, SERIAL NUMBER AND DESCRIPTION OF PARTS REQUIRED



H & C W/A-5000 VALVE

DATE: Released 05-2013
 MODEL: T780
 PAGE 7A.17

GROUP
7A



REF	PART NO.	DESCRIPTION	QTY
	722-0020	Transmission Eaton (Manual) - Export & Domestic	
1	225920	E- Ring.....	2
2	225921	Pin Replacement Kit.....	1
3	225922	Bushing.....	2
4	225923	Isolator ASSY.....	1
5	225924	Nut.....	1
6	225925	Lever, Straight 18.67".....	1
7	225926	Stub Lever, Low Tower.....	1
	225927	Stub Lever, High Tower.....	1
	225928	Stub Lever, Mid Tower.....	1
8	225929	Screw.....	1
9	225930	90 Deg Lever, Straight 33".....	1
10	225931	Isolator Bushing Kit.....	1

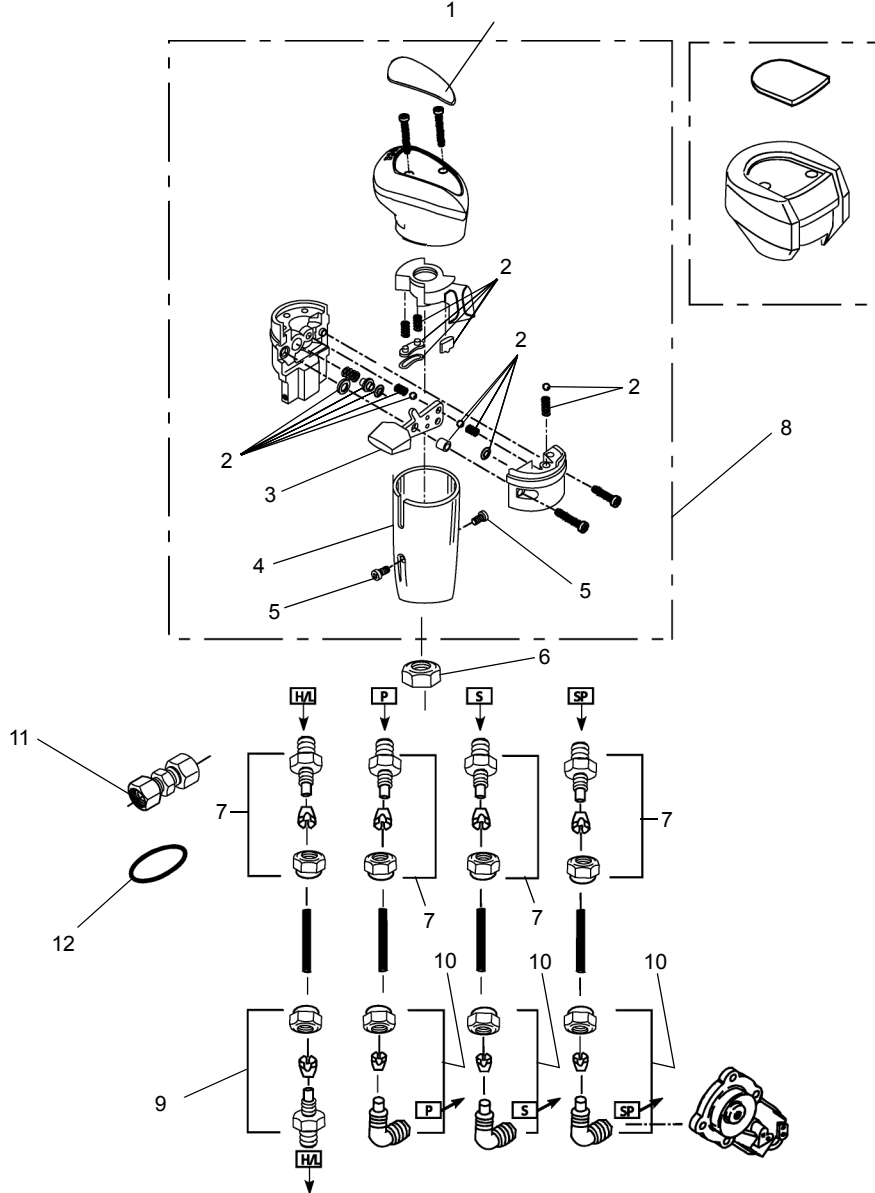
WHEN ORDERING PARTS, SPECIFY MODEL NUMBER, SERIAL NUMBER AND DESCRIPTION OF PARTS REQUIRED



ISOLATORS

DATE: Released 05-2013
 MODEL: T780
 PAGE 7A.18

GROUP
7A



REF	PART NO.	DESCRIPTION	QTY	REF	PART NO.	DESCRIPTION	QTY
	722-0020	<i>Transmission Eaton (Manual) - Export & Domestic</i>					
1	225938	Medallion, Logo.....	1	9	225952	Connector ASSY, 1/8"Tube-1/8"Nptf	1
	225939	Shift Diagram Medallion	1		225953	Connector ASSY, 5/32"Tube-1/8"Nptf	1
2	225940	Master Valve Repair Kit.....	1		225954	Connector ASSY, "Push-to-Connect" 5/32"Tube-1/8"NPTF	1
	225941	Master Valve Repair Kit.....	1		225955	Elbow ASSY, 5/32"Tube-1/8"NPTF	3
3	225942	Lever	1		225956	Elbow ASSY, 1/8"Tube-1/8"NPTF	3
4	225943	Cover.....	1		225957	Elbow ASSY, "Push-to-Connect" 5/32"Tube-1/8"NPTF	3
5	225944	Screw, 8-32x3/8"	2	10	225958	Union ASSY, 1/8" Tubing	1
6	225945	Nut, 1/2"-13	1		225959	Union ASSY, 5/32" Tubing	1
7	225946	Connector ASSY, 1/8"Tube-1/16"NPTF	4		225960	Union ASSY, "Push-to-connect" 5/32"Tubing.....	1
	225947	Connector ASSY, 5/32"Tube-1/16"NPTF	4	12	225961	O- Ring Clamp.....	2
	225948	Connector ASSY, "Push-to-Connect" 5/32"Tube-1/16"NPTF	4				
8	225949	Roadranger Valve ASSY, Standard-W/Logo	1				
	225950	Roadranger Valve ASSY, (Left of Driver)-W/Logo.....	1				
	225951	Roadranger Valve, RTO-W/Shift Pattern	1				

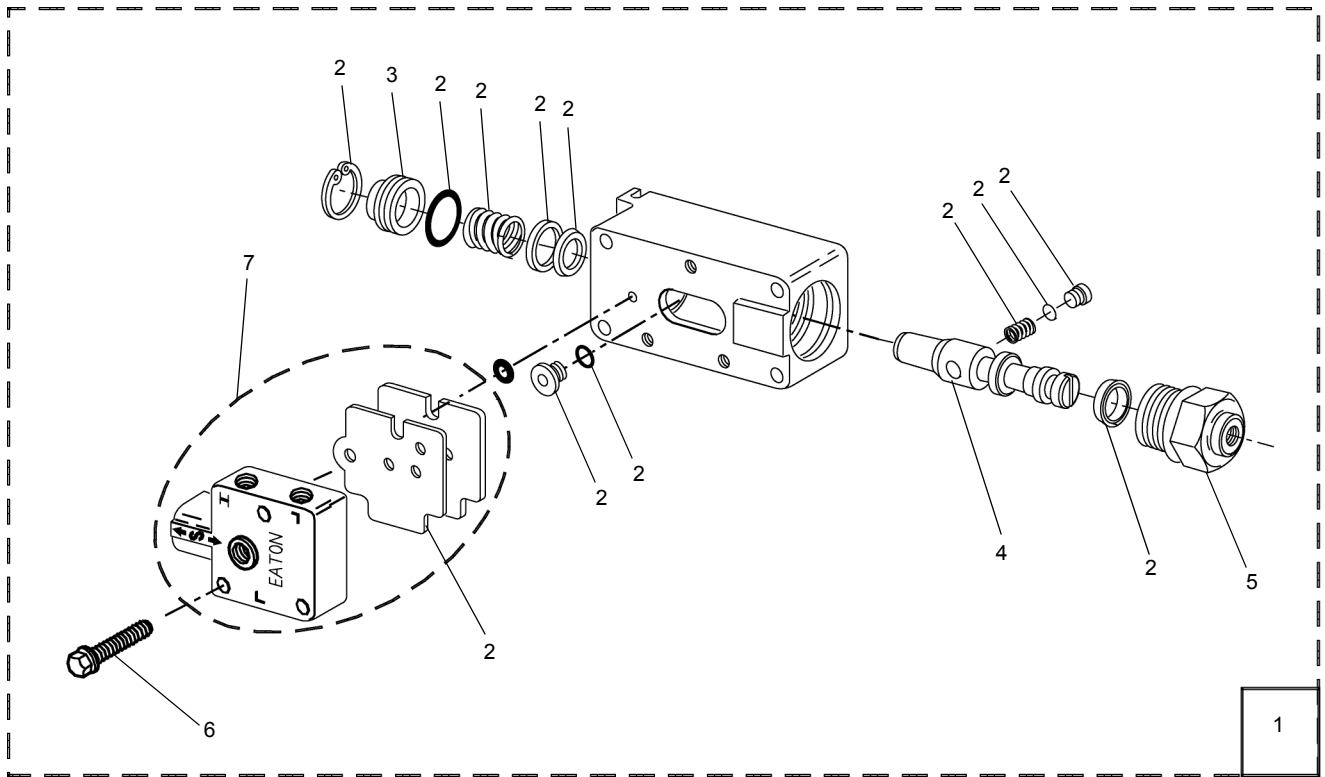
WHEN ORDERING PARTS, SPECIFY MODEL NUMBER, SERIAL NUMBER AND DESCRIPTION OF PARTS REQUIRED



ROADRANGER VALVE

DATE: Released 05-2013
 MODEL: T780
 PAGE 7A.19

GROUP
7A



<u>REF</u>	<u>PART NO.</u>	<u>DESCRIPTION</u>	<u>QTY</u>
	722-0020	Transmission Eaton (Manual) - Export & Domestic	
1	225901	Slave Valve ASSY	1
2	225932	Repair Kit-Slave Valve, For 225901 Valve....	1
3	225933	Plug	1
4	225934	Piston	1
5	225935	Cap.....	1
6	225937	Cap screw, 1/4"-20X1-1/2"	3
7	225936	Cap ASSY	1

WHEN ORDERING PARTS, SPECIFY MODEL NUMBER, SERIAL NUMBER AND DESCRIPTION OF PARTS REQUIRED



SLAVE VALVE

DATE: Released 05-2013
 MODEL: T780
 PAGE 7A.20

GROUP
7A

<u>REF</u>	<u>PART NO.</u>	<u>DESCRIPTION</u>	<u>QTY</u>
	722-0020	<i>Transmission Eaton (Manual) - Export & Domestic</i>	
1	225705	Shift Lever HSG, Low Tower	1
2	225899	O-Ring/Element Kit, For Filter Regulator	1
3	225932	Repair Kit-Slave Valve, For 225901 Valve ...	1
4	225962	Cooler INSTLN Kit	1
5	225904	Sleeve Kit, For Slave Valves	1
6	225963	Pin & Bushing Kit	1
7	225964	Gasket Kit	1
8	225898	Filter REG Kit	1
9	225676	Oil Seal W/Slinger,	1
10	225965	Air Systems Tool Kit	1
11	225882	Cover & Screw Kit	1
12	225857	Piston Kit	1
13	225714	Lever Replacement Kit, Low Tower	1
14	225715	Lever Replacement Kit, High Tower	1
15	225966	Clutch Installation Kit	1
16	225666	Shim Kit	1
17	225967	O- Ring Kit	1
18	225968	Cylinder Kit	1
19	225656	Oil Seal Kit	1
20	225719	Shift Lever HSG Kit, High Tower	1
21	225707	Shift Lever HSG Kit, Mid Tower	1
22	225716	Lever Replacement Kit, Mid Tower	1
23	225746	Actuator Pin Kit	1
24	225940	Master Valve Repair Kit, For 225949 Valve .	1
25	225941	Master Valve Repair Kit, For 225950 Valve .	1
26	225969	Small Parts Kit	1
27	225970	Basic Overhaul Kit	1
28	225971	Basic Rebuild Kit	1
29	225886	Oil Pump Kit	1
30	225699	O-Ring & Washer Kit	1
31	225931	Isolator Bushing Kit	1
32	225972	Basic Rebuild Kit	1
33	225973	Basic Overhaul Kit	1
34	225678	Speed Sensor Kit, Single Pick-up (2 Pins) ...	1
35	225679	Speed Sensor Kit, Dual Dual Pick-up (4 Pins)	1
36	225921	Pin Replacement Kit	1
37	225974	Synchronizer Kit	1
38	225975	Synchronizer Replacement Kit	1
39	225976	Oil Seal Tool Kit	1
40	225977	Clutch Installation Kit (RT), HYD Release ...	1
41	225611	Oil Filter	1
42	225725	Shift Bar HSG	1
43	225936	Cap ASSY	1
44	225782	Input Shaft, 2" Pull - Use W/FBC 225634	1
45	225783	Input Shaft, 2" Push - Use W/FBC 225636 ..	1
46	225923	Isolator ASSY	1
47	225708	Shift Lever HSG ASSY, Low Tower	1
48	225709	Shift Lever HSG ASSY, High Tower	1
49	225978	Shift Bar HSG	1
50	225733	Shift Bar HSG, ASSY Complete(Std)	1
51	225979	Shift Bar HSG, ASSY Complete (F)	1
52	225612	Case ASSY	1
53	225613	Case ASSY	1
54	225654	Speedo Rotor ASSY, Magnetic	1
55	225671	Rear BRG Cover ASSY	1
56	225675	Speedo Spacer ASSY	1
57	225710	Shift Lever HSG ASSY, Mid Tower	1
58	225951	Roadranger Valve	1
59	225831	Mainshaft ASSY	1
60	225658	Rear Bearing Cover ASSY	1
61	225614	Case ASSY	1
62	225980	Range Section ASSY	1
63	225672	Rear BRG Cover ASSY	1

ITEMS 1 TO 63 ARE NOT ILLUSTRATED.

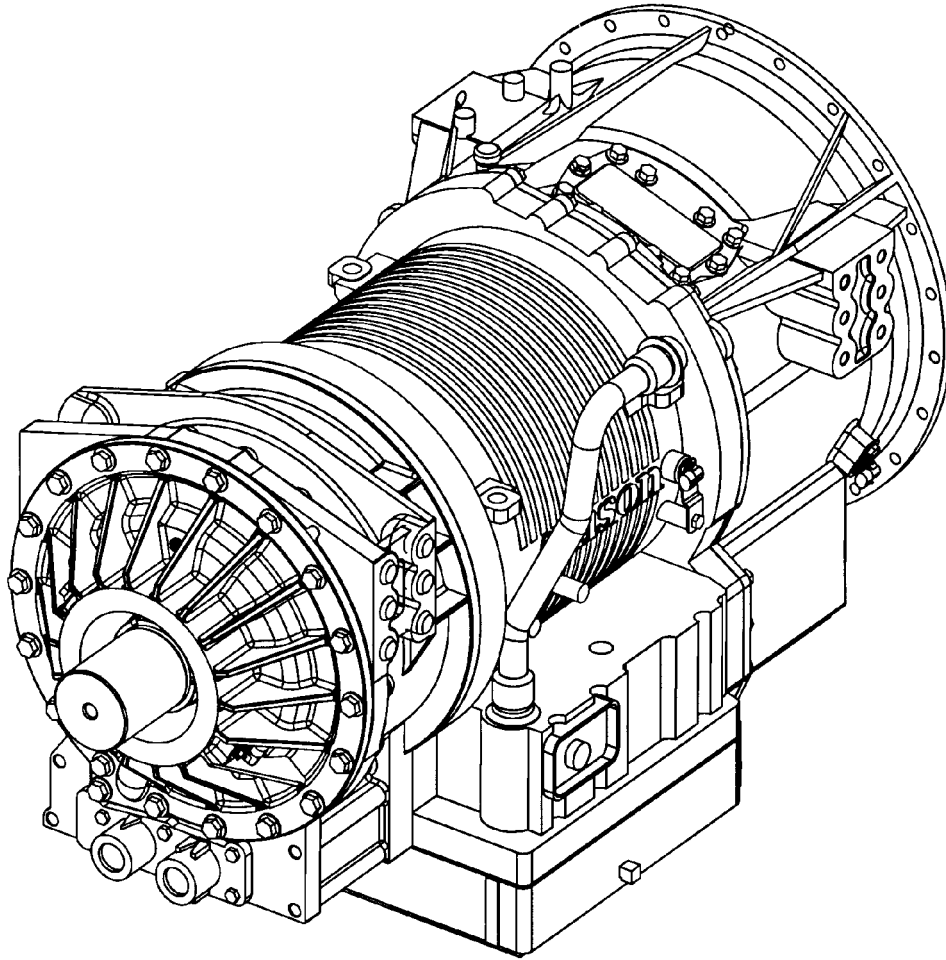
WHEN ORDERING PARTS, SPECIFY MODEL NUMBER, SERIAL NUMBER AND DESCRIPTION OF PARTS REQUIRED



KITS & ASSEMBLIES

DATE: Released 05-2013
 MODEL: T780
 PAGE 7A.21

GROUP
7A



REF	PART NO.	DESCRIPTION	QTY
	T104893 (Rev B)	Transmission, Allison - HD 4700 (Contact Allison dealer for information)	
1	Page 7B.2	Main Housing	REF
2	Page 7B.3	Fill Tube	REF
3	Page 7B.4	Main Shaft.....	REF
4	Page 7B.5	Flange	REF
5	Page 7B.6	Front Support And Oil Pump.....	REF
6	Page 7B.7	P1 Planetary	REF
7	Page 7B.8	P2 Planetary	REF
8	Page 7B.9	Control Valve.....	REF
9	Page 7B.13	Oil Cooler.....	REF
10	Page 7B.14	Torque Converter	REF
11	Page 7B.15	Flexplate And Adapter	REF
12	Page 7B.16	Rotating Clutch	REF
13	Page 7B.18	Converter Housing	REF
14	Page 7B.19	P3 Planetary And Rear Cover/Retarder.....	REF
15	Page 7B.22	Wiring Harnesses.....	REF

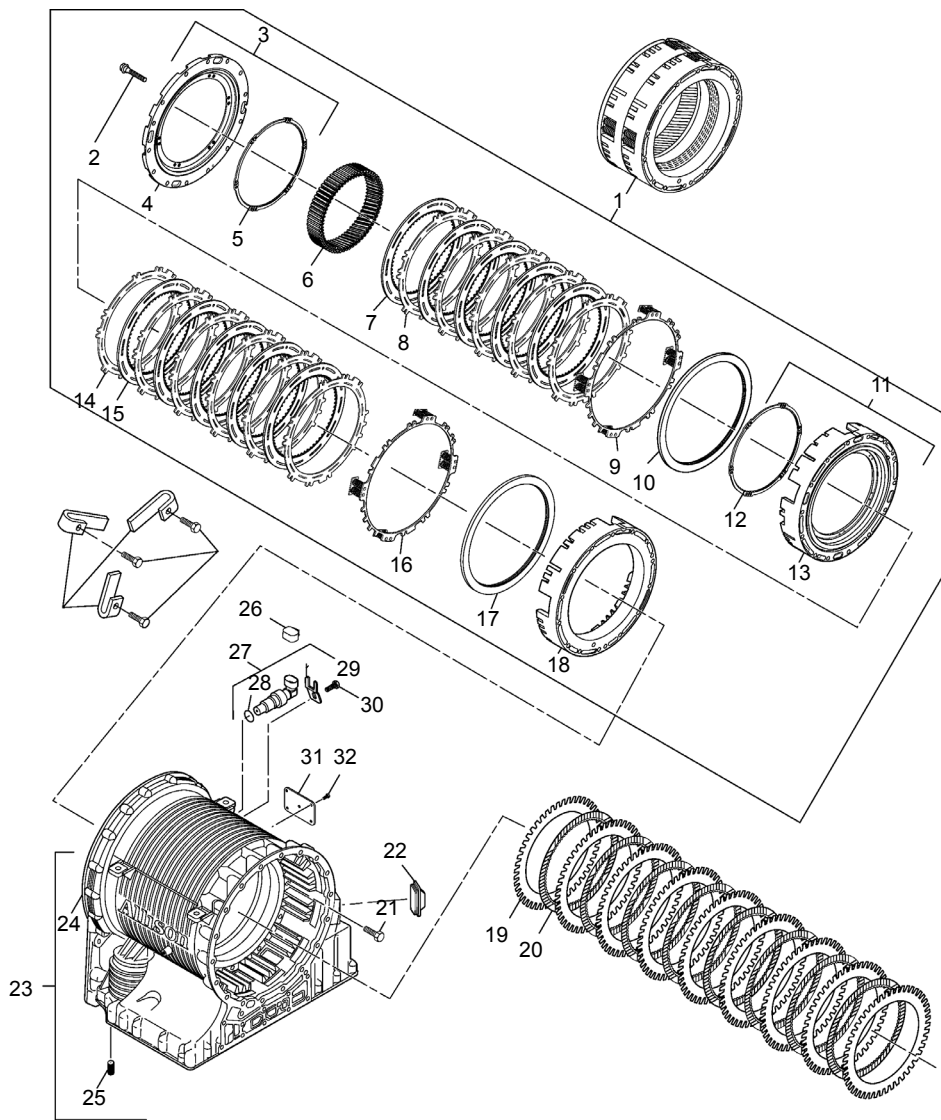
WHEN ORDERING PARTS, SPECIFY MODEL NUMBER, SERIAL NUMBER AND DESCRIPTION OF PARTS REQUIRED



**TRANSMISSION ALLISON 4700SP
(AUTO) - DOMESTIC**

DATE: Released 07-2012
MODEL: T780
PAGE 7B.1

**GROUP
7B**



REF	PART NO.	DESCRIPTION	QTY	REF	PART NO.	DESCRIPTION	QTY
<i>Main Housing</i>							
1**	223407	Clutch Assembly, C3/C4.....	1	17	223416	Piston Assembly, C4 Clutch	1
2	223408	Bolt, Flange HD, M10 x 1.5 x 100 mm.....	14	18	223419	Housing, C4 Clutch	1
3**	223409	Backplate Assembly, C3.....	1	19	223420	Plate, C5 Clutch Reaction	9
4	223410	Backplate Assembly, Clutch.....	1	20	223421	Plate, C5 Clutch Friction	8
5	223411	Plate, P1 Thrust	3	21	220695	Bolt, M10 x 1.5 x 35 mm	14
6	223412	Gear, P1 Planetary Ring	1	22	220694	Cap, Internal Harness Connector.....	1
7	223413	Plate, C3 Clutch Friction	5	23	223422	Housing Assembly, Main.....	1
8	223414	Plate, C3 Clutch Reaction	5	24*	223423	Housing, Main	1
9	223415	Plate Assembly, C3 Piston Return	1	25*	220690	Insert, Recoil	12
10	223416	Piston Assembly, C3 Clutch	1	26	220775	Cover, Sensor Shipping	1
11**	223417	Housing Assembly, C3 Clutch.....	1	27	223424	Sensor Assembly, Speed	1
12	223411	Plate, P1 Thrust	3	28	220769	O-ring, 15.4 mm ID.....	1
13	223418	Housing, C3 Clutch	1	29	223425	Bracket, Speed Sensor	1
14	223414	Plate, C4 Clutch Reaction	6	30	220771	Bolt, M8 x 1.25 x 20 mm	1
15	223413	Plate, C4 Clutch Friction	5	31	220691	Plate, Identification.....	1
16	223415	Plate Assembly, C4 Piston Return	1	31	220692	Plate, Identification (Hungary).....	1
				32	220693	Screw, No. 14 x 1/2	1

* SERVICED ONLY AS AN ASSEMBLY -- NOT AVAILABLE AS A DETAIL PART.

** NOT SERVICED AS AN ASSEMBLY -- ORDER DETAIL PARTS

WHEN ORDERING PARTS, SPECIFY MODEL NUMBER, SERIAL NUMBER AND DESCRIPTION OF PARTS REQUIRED



MAIN HOUSING

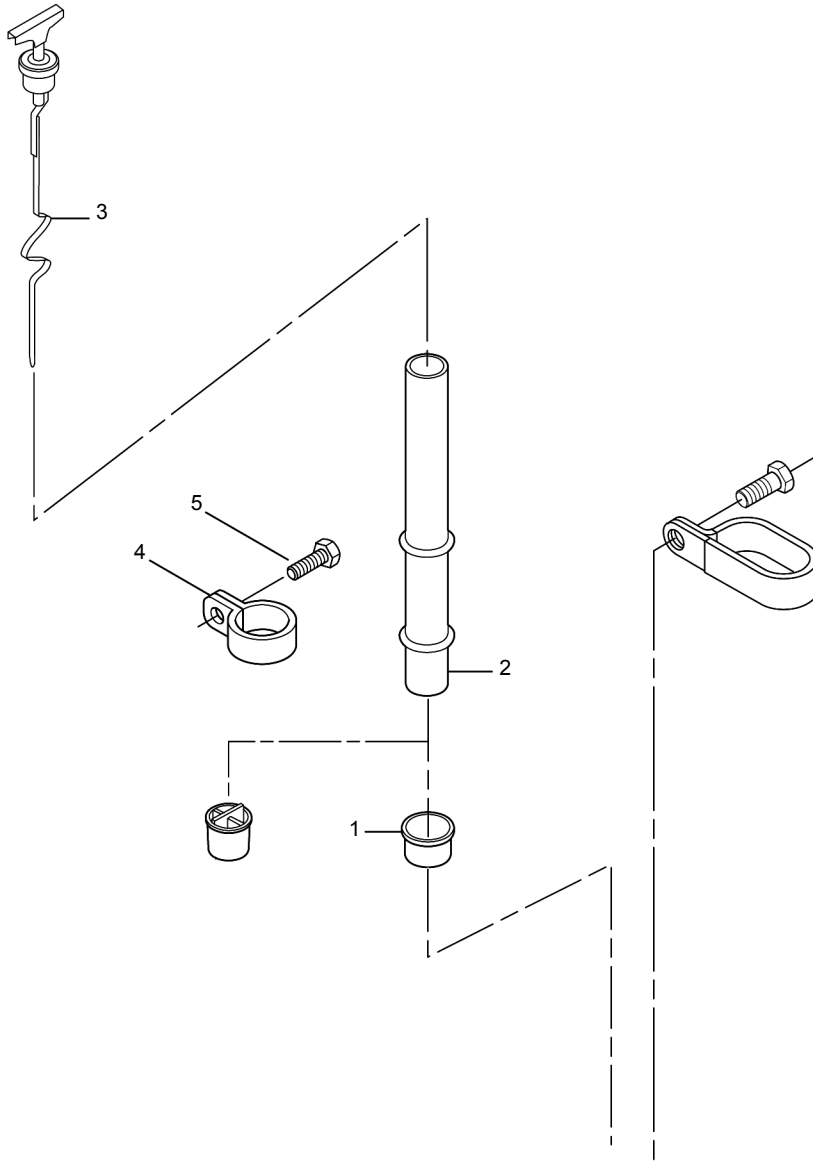
DATE: Released 07-2012

MODEL: T780

PAGE 7B.2

GROUP

7B



<u>REF</u>	<u>PART NO.</u>	<u>DESCRIPTION</u>	<u>QTY</u>
<i>Fill Tube</i>			
1	220702	Seal, Fill Tube. See 6-WT-07	1
2	220701	Tube, Oil Fill	1
3	223426	Indicator, Oil Level	1
4	220698	Bracket, Oil Fill Tube.....	1
5	220699	Screw, Tapping, M8 x 25 mm.....	1

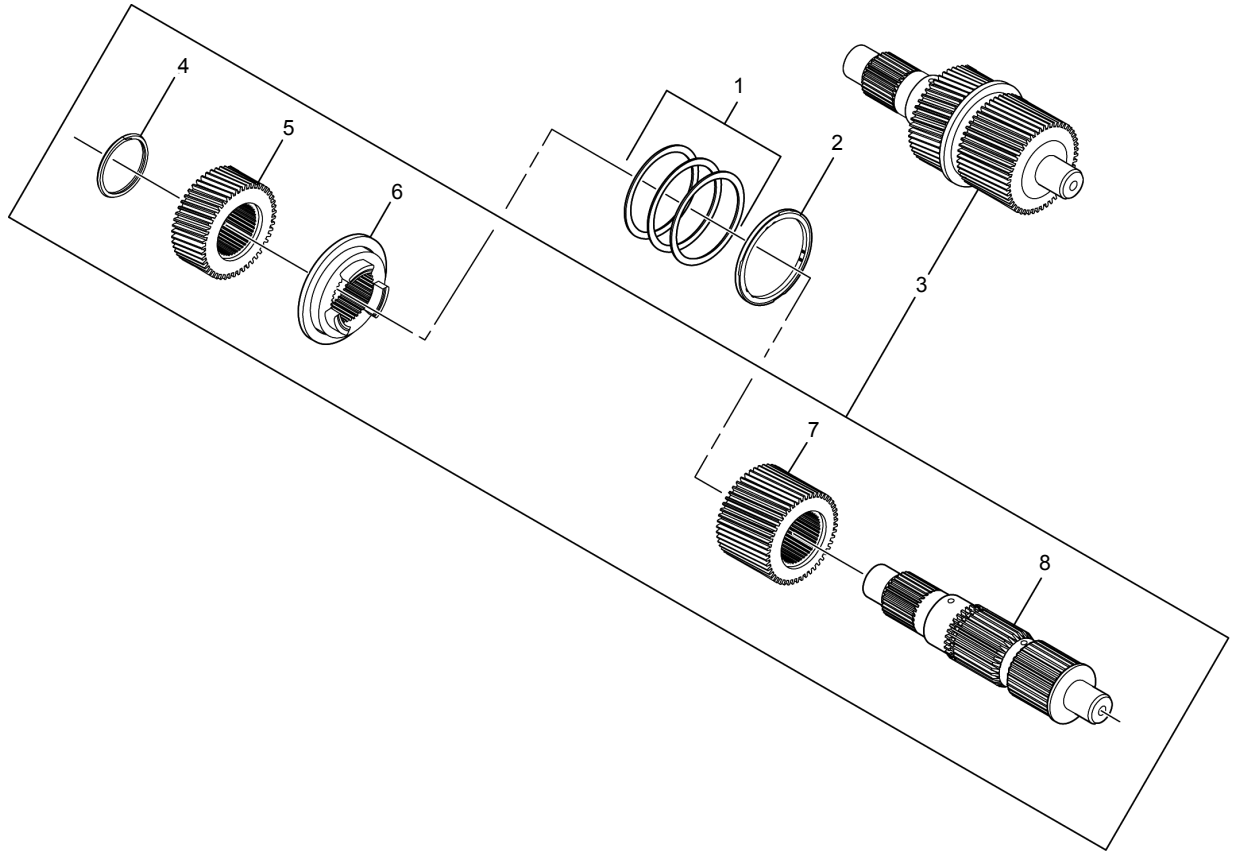
WHEN ORDERING PARTS, SPECIFY MODEL NUMBER, SERIAL NUMBER AND DESCRIPTION OF PARTS REQUIRED



FILL TUBE

DATE: Released 07-2012
 MODEL: T780
 PAGE 7B.3

GROUP
7B



REF	PART NO.	DESCRIPTION	QTY
<i>Main Shaft</i>			
1	223618	Shim, Not Selective, 0.81 mm (0.03 inch).....	1
2	223470	Bearing Assembly, Thrust	1
3**	223619	Shaft Assembly, Main.....	1
4	223436	Ring, Retaining, External, 54.6 mm ID	1
5	223620	Gear, P2 Sun	1
6	223621	Spacer, Bearing.....	1
7	223622	Gear, P3 Sun	1
8	223623	Shaft, Main.....	1

** NOT SERVICED AS AN ASSEMBLY -- ORDER DETAIL PARTS

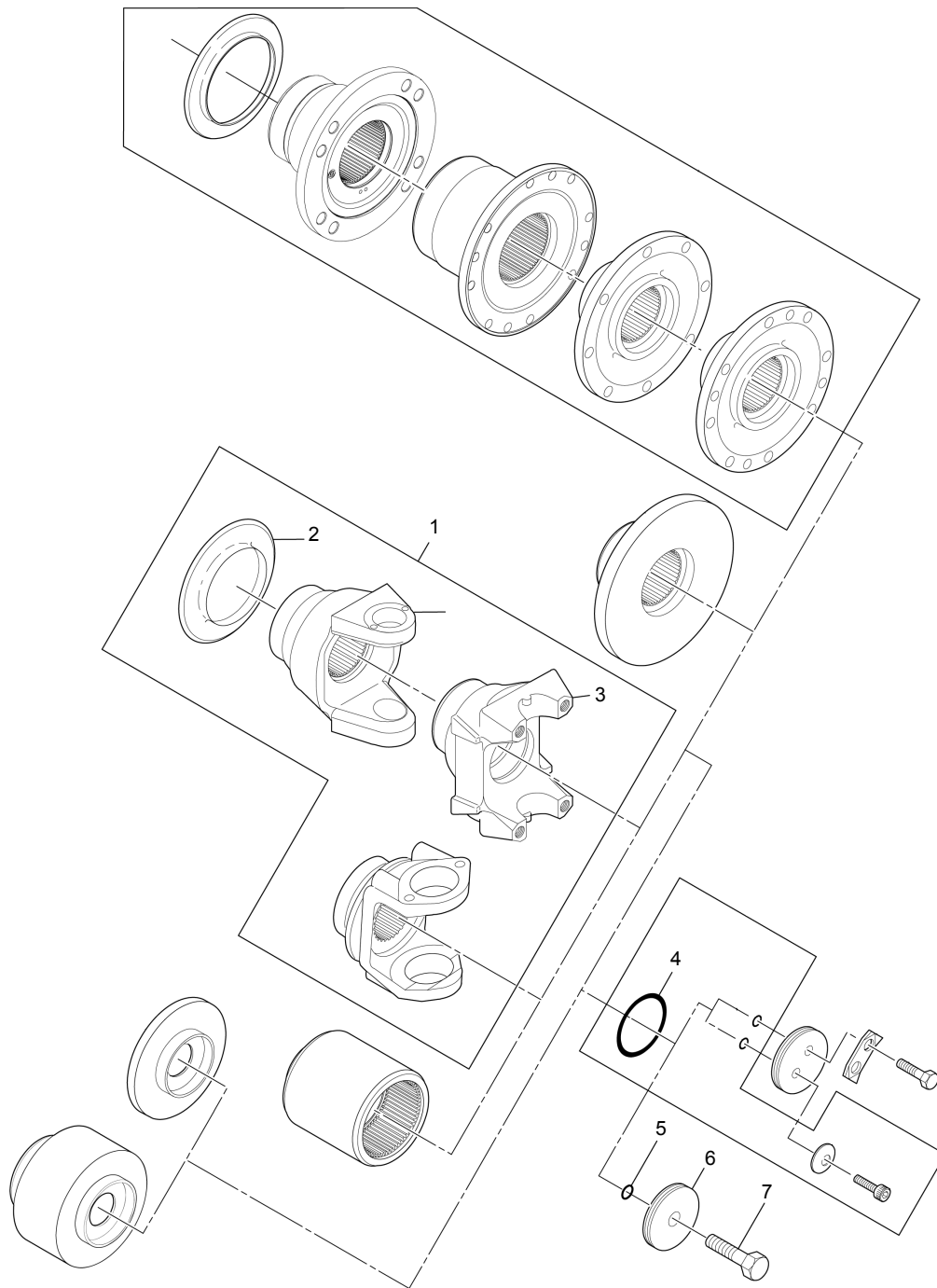
WHEN ORDERING PARTS, SPECIFY MODEL NUMBER, SERIAL NUMBER AND DESCRIPTION OF PARTS REQUIRED



MAIN SHAFT

DATE: Released 07-2012
 MODEL: T780
 PAGE 7B.4

GROUP
7B



<u>REF</u>	<u>PART NO.</u>	<u>DESCRIPTION</u>	<u>QTY</u>
<i>Flange</i>			
1	223624	Yoke Assembly, Output, 1810 Half Round See 04-WT-06	1
2	223625	Slinger, Output Yoke.....	1
3	223626	Yoke, Output.....	1
4	223627	O-ring, 88.5 mm ID.....	1
5	220722	O-ring, 12.3 mm ID.....	1
6	223628	Plate, Retaining.....	1
7	220724	Bolt, M14 x 2 x 70 mm	1

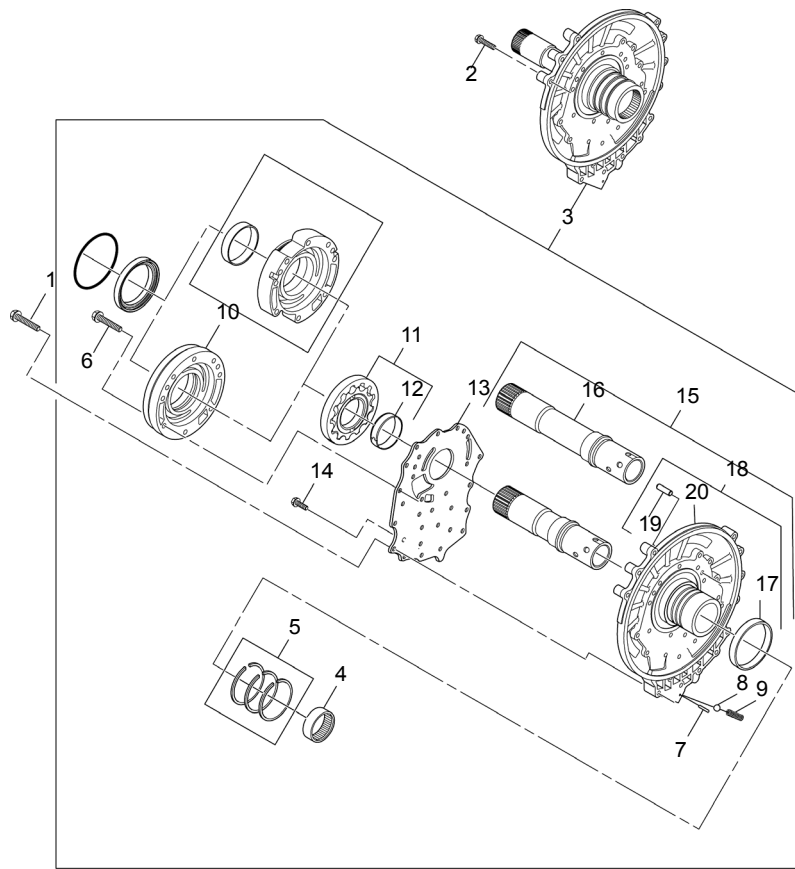
WHEN ORDERING PARTS, SPECIFY MODEL NUMBER, SERIAL NUMBER AND DESCRIPTION OF PARTS REQUIRED



FLANGE

DATE: Released 07-2012
 MODEL: T780
 PAGE 7B.5

GROUP
7B



REF	PART NO.	DESCRIPTION	QTY	REF	PART NO.	DESCRIPTION	QTY
<i>Front Support & Oil Pump</i>							
1	220725	Bolt, M10 x 1.5 x 65mm	7	11	223447	Gear Set, Cycloidal (See note 2).....	1
2	220695	Bolt, M10 x 1.5 x 35mm	7	12	223448	Bushing (See note 3).....	1
3**	223445	Front Support Assembly.....	1		223449	Bushing (See note 4).....	1
4	223457	Bearing Assembly, Roller	1	13	223450	Plate, Wear.....	1
5	223456	Sealing Kit, External Butt-Joint, 99.0 mm OD	1	14	220686	Bolt, M10 x 1.5 x 25 mm.....	14
		(Kit Contains Three 29505863 Sealrings)	1	15**	223451	Front Support Assembly.....	1
6	220725	Bolt, M10 x 1.5 x 65 mm	8	16	223452	Sleeve, Ground (See note 5).....	1
7	220749	Pin, Dowel, 6 x 34.5 mm (See note 1)	1	17*	223455	Sleeve, Front Support	1
8	220751	Ball, 19.05 mm	1	18	223453	Support Assembly, Front	1
9	223404	Spring, 17.96 OD x 52.38 mm.....	1	19	220743	Pin, Dowel, 10 x 32 mm	2
10	223446	Housing, Pump.....	1	20	223454	Support, Front	1

* SERVICED ONLY AS AN ASSEMBLY -- NOT AVAILABLE AS A DETAIL PART.
 ** NOT SERVICED AS AN ASSEMBLY -- ORDER DETAIL PARTS

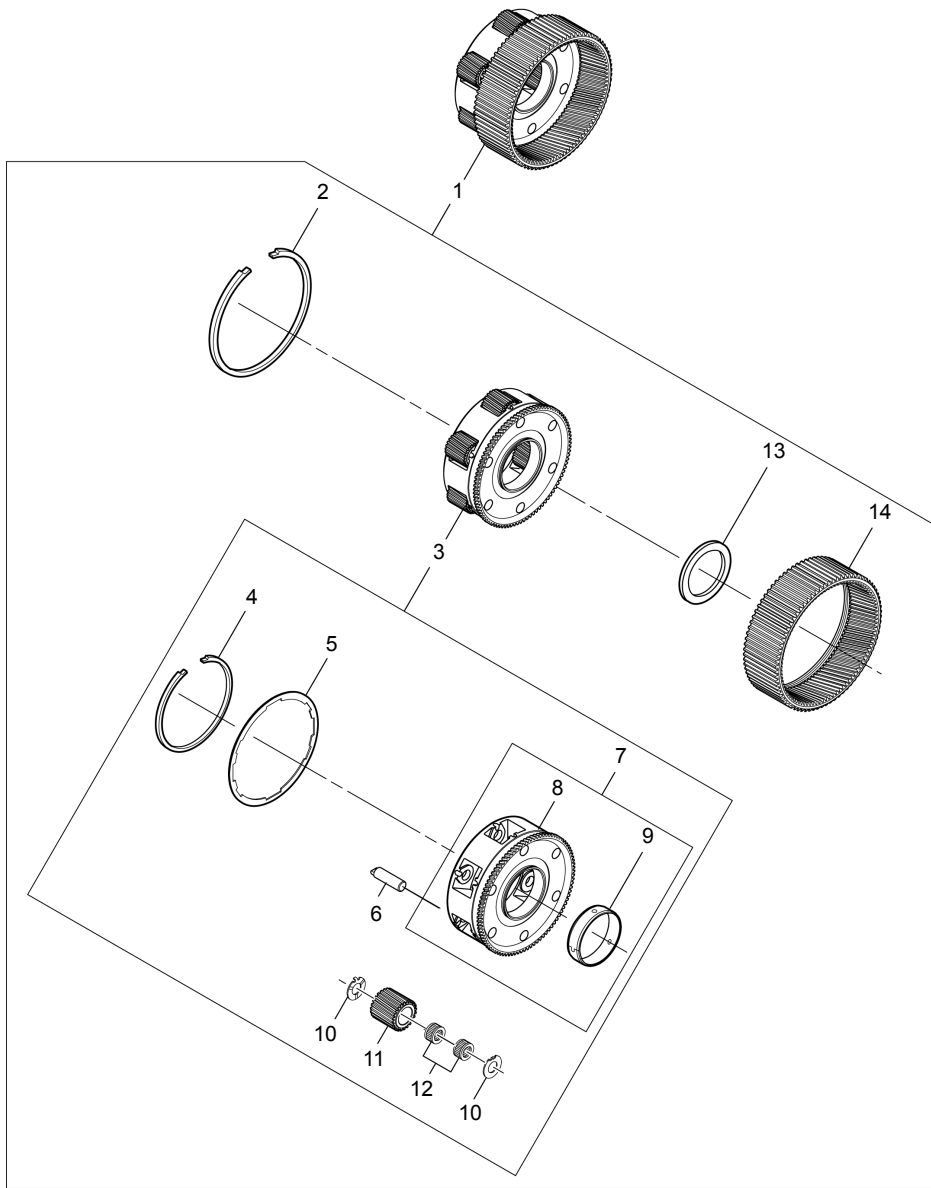
Note:

Below information is from Allison Transmission catlog.

- Used Starting With S/N 6610001634. When Replacing 29507712 Dowel Pin With 29516030 Dowel Pin. See 21-WT-94.
- Used Starting With S/N 6610001634. When Replacing 29501147 Cycloidal Gear Set With 29542028 Cycloidal Gear Set, Also Replace Converter Pump Assembly. See 21-WT-94, 13-WT-04.
- Used Starting With S/N 6610001634 And Prior To S/N 6610139779, With 29501147 Cycloidal Gear Set Or 29515688 Cycloidal Gear Set Only. See 21-WT-94, 13-WT-04.
- Used Starting With S/N 6610139779, Service 29542027 Bushing With 29542029 Bushing. See 13-WT-04.
- Used Starting With S/N 6610001634. When Replacing 29512742 Ground Sleeve With 29516490 Ground Sleeve, Also Replace 29501069 Turbine Shaft With 29516498 Turbine Shaft. See 22-WT-94.

WHEN ORDERING PARTS, SPECIFY MODEL NUMBER, SERIAL NUMBER AND DESCRIPTION OF PARTS REQUIRED

 P/N 12261-690	<h2>FRONT SUPPORT & OIL PUMP</h2>	DATE: Released 07-2012	GROUP 7B
		MODEL: T780	
		PAGE 7B.6	



REF	PART NO.	DESCRIPTION	QTY	REF	PART NO.	DESCRIPTION	QTY
<i>P1 Planetary</i>							
1**	223458	P1 Planetary Assembly.....	1	8*	223465	Carrier, P1 Planetary	1
2	223459	Ring, Retaining, Internal, 256 mm OD	1	9	223466	Bushing, P1 Carrier	1
3**	223460	Carrier Assembly, P1 Planetary.....	1	10	223467	Washer, P1 Pinion Thrust	12
4	223461	Ring, Retaining, Internal, 219 mm OD	1	11	223468	Gear Set, P1 Pinion.....	1
5	223462	Ring, P1 Indexing. See 10-WT-00.	1			Set Contains Six 29505625 Gears	
6	223463	Spindle, P1 Planetary Pinion.	6	12	223469	Bearing Assembly, Roller.....	12
		(See 11-WT-98, 10-WT-00)		13	223470	Bearing Assembly, Thrust.....	1
7	223464	Carrier And Bushing Assembly, P1.....	1	14	223471	Ring Gear, P2 Planetary	1

* SERVICED ONLY AS AN ASSEMBLY -- NOT AVAILABLE AS A DETAIL PART.
 ** NOT SERVICED AS AN ASSEMBLY -- ORDER DETAIL PARTS

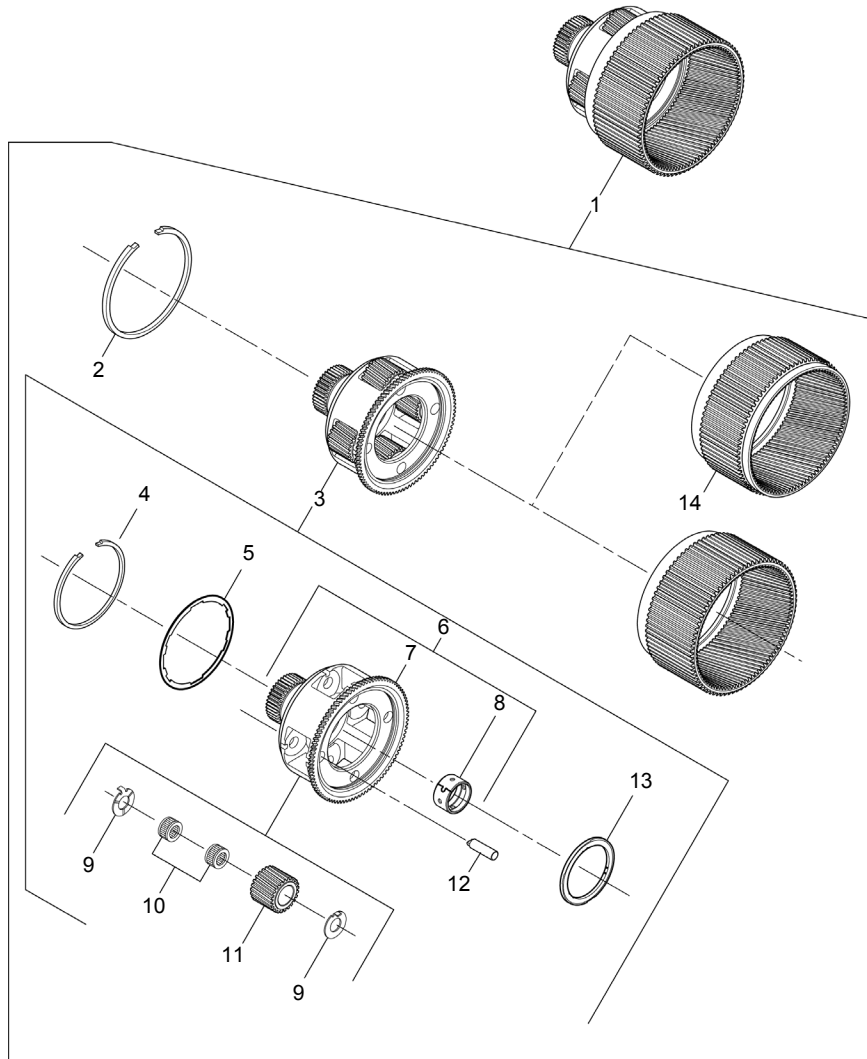
WHEN ORDERING PARTS, SPECIFY MODEL NUMBER, SERIAL NUMBER AND DESCRIPTION OF PARTS REQUIRED



P1 PLANETARY

DATE: Released 07-2012
 MODEL: T780
 PAGE 7B.7

GROUP
7B



REF	PART NO.	DESCRIPTION	QTY	REF	PART NO.	DESCRIPTION	QTY
<i>P2 Planetary</i>							
1**	223655	P2 Planetary Assembly.....	1	9	223659	Washer, P2 Pinion Thrust.....	8
2	223459	Ring, Retaining, Internal, 256 mm OD.....	1	10	223660	Bearing Assembly, Roller.....	8
3**	223656	Carrier Assembly, P2 Planetary.....	1	11	223661	Gear Set, P2 Pinion.....	1
4	223461	Ring, Retaining, Internal, 219 mm OD.....	1			Set Contains Four 29505621Gears	
5	223462	Ring, P2 Indexing. See 10-WT-00.....	1	12	223662	Spindle, P2 Planetary Pinion.....	4
6	223657	Carrier And Bushing Assembly.....	1			(See 11-WT-98, 10-WT-00)	
7*	223658	Carrier, P2 Planetary.....	1	13	223481	Bearing Assembly, Thrust.....	1
8	223476	Bushing, 53 mm ID.....	1	14	223663	Gear, P3 Planetary Ring.....	1

* SERVICED ONLY AS AN ASSEMBLY -- NOT AVAILABLE AS A DETAIL PART.
 ** NOT SERVICED AS AN ASSEMBLY -- ORDER DETAIL PARTS

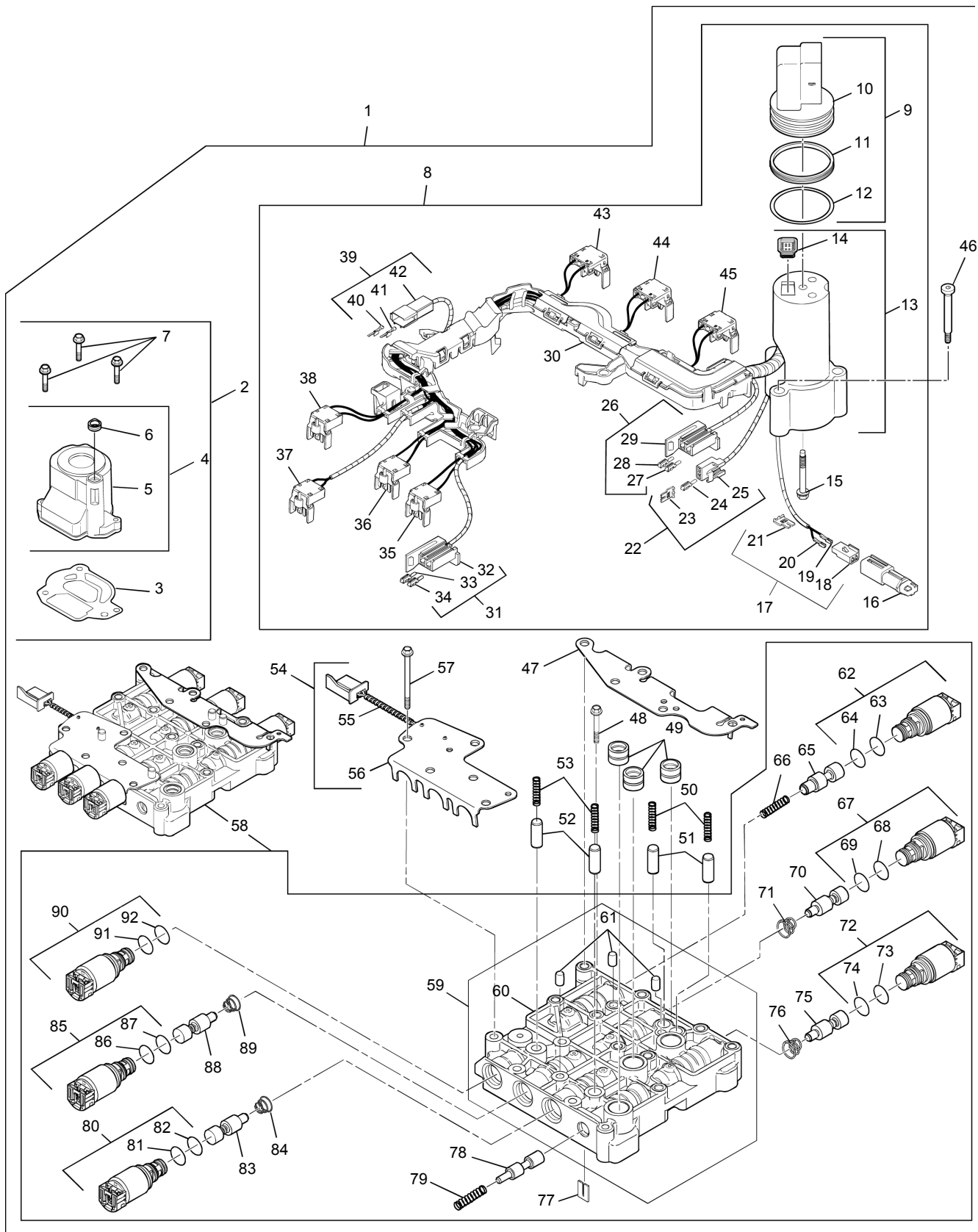
WHEN ORDERING PARTS, SPECIFY MODEL NUMBER, SERIAL NUMBER AND DESCRIPTION OF PARTS REQUIRED



P2 PLANETARY

DATE: Released 07-2012
 MODEL: T780
 PAGE 7B.8

GROUP
7B



SEE PAGES 7B.11 & 7B.12

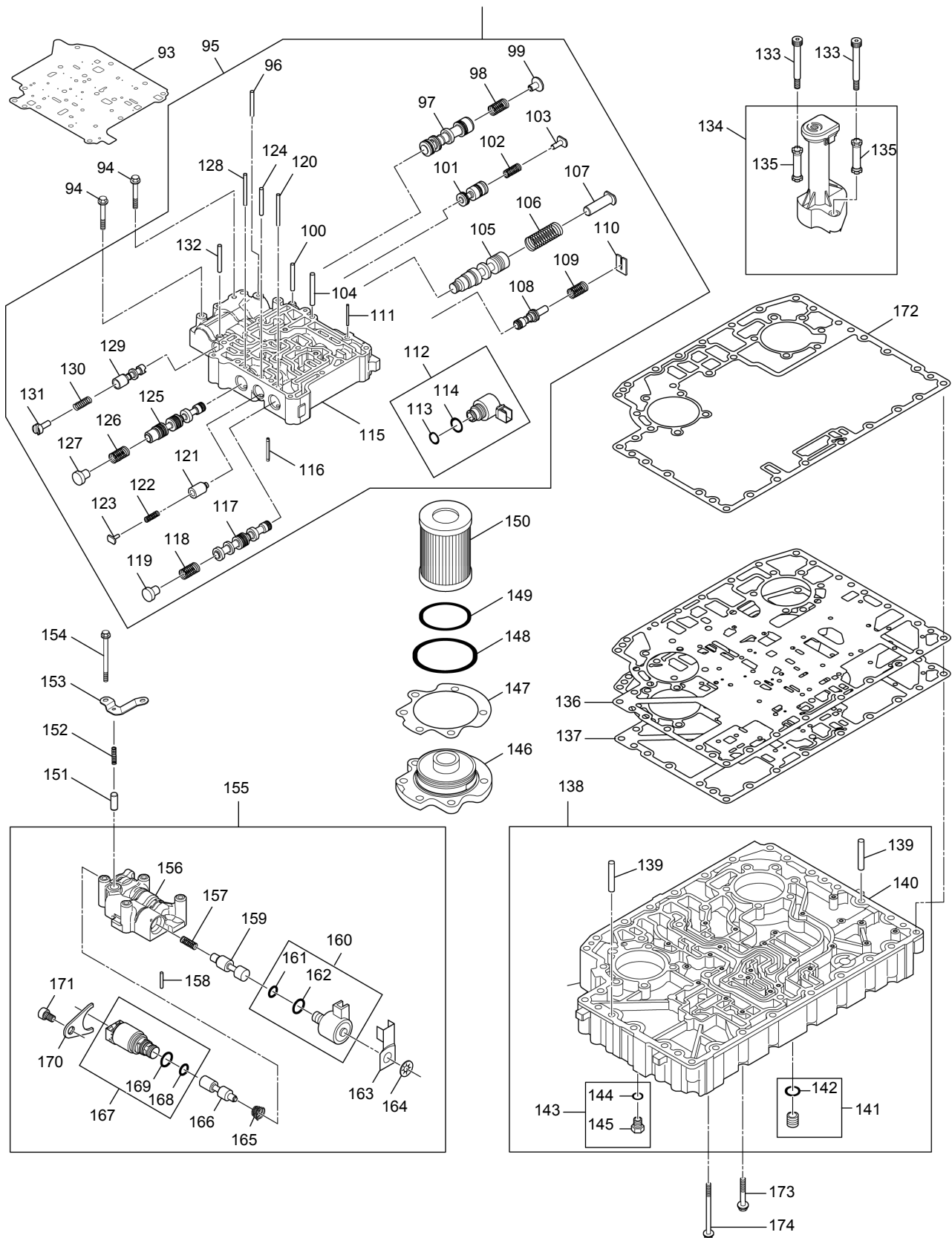
WHEN ORDERING PARTS, SPECIFY MODEL NUMBER, SERIAL NUMBER AND DESCRIPTION OF PARTS REQUIRED

TEREX
P/N 12261-690

CONTROL VALVE

DATE: Released 07-2012
MODEL: T780
PAGE 7B.9

GROUP
7B



SEE PAGES 7B.11 & 7B.12

WHEN ORDERING PARTS, SPECIFY MODEL NUMBER, SERIAL NUMBER AND DESCRIPTION OF PARTS REQUIRED

TEREX
P/N 12261-690

CONTROL VALVE

DATE: Released 07-2012
MODEL: T780
PAGE 7B.10

GROUP
7B

SEE PAGES 7B.9 & 7B.10

REF	PART NO.	DESCRIPTION	QTY	REF	PART NO.	DESCRIPTION	QTY
<i>Control Valve</i>							
1**	223629	Control Valve Assembly.....	1	46	220871	Bolt, Shoulder	3
2	220835	Filter Assembly Kit, Suction.....	1	47	220872	Bracket, Solenoid, Right Side	1
3	220836	Gasket, Filter	1	48	220873	Bolt, Flange HD, M6 x 1.0 x 45 mm.....	2
4	220837	Filter And Seal Assembly, Suction.....	1	49	220874	Seal, Face.....	3
5*	220838	Filter, Suction.....	1	50	220875	Spring, Accumulator.....	2
6	220839	Seal, Face	1	51	220876	Plug, Accumulator.....	2
7	220840	Bolt, Flange HD, M6 x 1.0 x 30 mm	3	52	220876	Plug, Accumulator.....	2
8	223630	Wiring Harness, Internal.....	1	53	220875	Spring, Accumulator.....	2
9*	220842	Connector Assembly, 20M Feed-Thru..	1	54	223490	Switch Assembly, Pressure.....	1
10*	220843	Connector, 20M	1	55*	223491	Switch, Pressure	1
11	220844	Seal, Harness Standoff.....	1	56	220879	Bracket, Solenoid, Left Side	1
12	220845	Sealring	1	57	220880	Bolt, Flange HD, M6 x 1.0 x 95 mm.....	12
13*	223485	Standoff Assembly, Internal	1	58**	220881	Body Assembly, Solenoid	1
14*	220847	Grommet	1	59	220882	Body Assembly, Solenoid Valve And Pin	1
15*	220848	Bolt, Standoff	1			Body, Solenoid Valve	1
16	220849	Sensor, Temperature, (OILT).....	1	60	220883	Pin, Dowel.....	3
17**	220850	Connector Assembly, Two-Way Plug (TEMP).....	1	61	220884	Solenoid, TCC, Variable Bleed, CENL..	1
18	223486	Connector, 2-Way.....	1	62	220885	O-Ring, 10.65 ID.....	1
19	220853	Terminal, Socket.....	1	63	220886	O-Ring, 13.0 ID.....	1
20	220853	Terminal, Socket.....	1	64	220887	Valve, TCC.....	1
21	223487	Lock, Secondary.....	1	65	220888	Spring, TCC	1
22**	223405	Connector Assembly, Three-Way Plug (OLS	1	66	220889	Solenoid, PCS 1, Variable Bleed, CENH	1
23	223488	Lock, Secondary, TPA	1	67	220890	O-Ring, 10.65 ID.....	1
24	220853	Terminal, Socket.....	3	68	220886	O-Ring, 13.0 ID.....	1
25	223489	Connector, Plug, 3-Way.....	1	69	220887	Valve, PCS 1.....	1
26**	220855	Connector Assembly, Two-Way Plug (SS1)	1	70	220891	Spring, PCS 1	1
27	220856	Terminal, Socket.....	AR	71	220892	Solenoid, PCS 2, Variable Bleed, CENH	1
	220857	Terminal, Socket.....	AR	72	220890	O-Ring, 10.65 ID.....	1
28	220856	Terminal, Socket.....	AR	73	220886	O-Ring, 13.0 ID.....	1
	220857	Terminal, Socket.....	AR	74	220887	Valve, PCS 2.....	1
29	220858	Connector, 2-Way.....	1	75	220891	Spring, PCS 2	1
30	220859	Plate, Harness Channel	1	76	220892	Clip, Spring Retaining	1
31**	220855	Connector Assembly, Two-Way Plug (SS2)	1	77	220893	Valve, Diagnostic	1
32	220858	Connector, 2-Way.....	1	78	220894	Spring, Diagnostic.....	1
33	220856	Terminal, Socket.....	AR	79	220895	Solenoid, PCS 3, Variable Bleed, CENL	1
	220857	Terminal, Socket.....	AR	80	220885	O-Ring, 13.0 mm ID.....	1
34	220856	Terminal, Socket.....	AR	81	220887	O-Ring, 10.65 mm ID.....	1
	220857	Terminal, Socket.....	AR	82	220886	Valve, PCS 3.....	1
35	220863	Connector Assembly, Two-Way Plug (PCS 3) (See Note 1) ...	1	83	220891	Spring, PCS 3	1
36	220863	Connector Assembly, Two-Way Plug (PCS 4) (See Note 2) ...	1	84	220892	Solenoid, PCS 4, Variable Bleed, CENL	1
37	220863	Connector Assembly, Two-Way Plug (PCS 6) (See Note 3) ...	1	85	220885	O-Ring, 13.0 mm ID.....	1
38	220863	Connector Assembly, Two-Way Plug (MAIN MOD) (See Note 4)	1	86	220887	O-Ring, 10.65 mm ID.....	1
39**	220868	Connector Assembly, Two-Way Plug (PS 1)	1	87	220886	Valve, PCS 4.....	1
40	220869	Terminal, Pin.....	AR	88	220891	Spring, PCS 4	1
41	220869	Terminal, Pin.....	AR	89	220892	Solenoid, Main Mod, Variable Bleed, CENL	1
42	220870	Connector, Two-Way	1	90	220885	O-Ring, 13.0 mm ID.....	1
43	220863	Connector Assembly, Two-Way Plug (TCC) (See Note 5)	1	91	220887	O-Ring, 10.65 mm ID.....	1
44	220863	Connector Assembly, Two-Way Plug (PCS 1) (See Note 6) ...	1	92	220886	Plate, Solenoid Separator.....	1
45	220863	Connector Assembly, Two-Way Plug (PCS 2) (See Note 7) ...	1	93	223492	Bolt, Flange HD, M6 x 1.0 x 60 mm.....	2
				94	220898	Body Assembly, Main Valve.....	1
				95**	223631	Pin, Retaining, 5 x 43 mm.....	1
				96	220901	Valve, Converter Flow.....	1
				97	220902	Spring, 14.1 OD x 42.1 mm	1
				98	220903	Stop, Valve	1
				99	220904	Pin, Retaining, 5 x 43 mm.....	1
				100	220901		

WHEN ORDERING PARTS, SPECIFY MODEL NUMBER, SERIAL NUMBER AND DESCRIPTION OF PARTS REQUIRED

 TEREX P/N 12261-690	<h2 style="margin: 0;">CONTROL VALVE</h2>	DATE: Released 07-2012	GROUP <h1 style="margin: 0;">7B</h1>
		MODEL: T780	
		PAGE 7B.11	

SEE PAGES 7B.9 & 7B.10

REF	PART NO.	DESCRIPTION	QTY	REF	PART NO.	DESCRIPTION	QTY
<i>Control Valve (Contd..)</i>							
101	220905	Valve, Lube Regulator	1	138**	223638	Plate Assembly, Channel.....	1
102	220906	Spring, 11.10 OD x 46.3 mm	1	139	220935	Pin, Dowel, 10 x 50 mm.....	2
103	220907	Stop, Valve	1	140	223639	Plate, Channel.....	1
104	220901	Pin, Retaining, 5 x 43 mm	1	141	220937	Plug Assembly, Oil Drain	1
105	220908	Valve, Main Regulator	1	142	220938	O-Ring, 16.4 mm ID.....	1
106	220909	Spring, 22 OD x 98.5 mm.....	1	143	220939	Plug Assembly, Pressure Tap.....	9
107	220910	Stop, Valve	1	144	220940	O-Ring, 8.9 mm ID	1
108	220911	Valve, Main Control	1	145*	220941	Plug, Pressure Tap, 7/16-20	1
109	220912	Spring, 16.0 OD x 51.41 mm.....	1	146	220946	Cover, Filter	2
110	220893	Clip, Spring Retaining.....	1	147	220945	Gasket, Filter Cover.....	2
111	220913	Pin, Retaining, 2.5 x 40 mm	1	148	220944	O-Ring, 85.3 mm ID.....	2
112	220914	Solenoid Assembly, Forward, SS1. See 22-WT-06	1	149	220943	O-Ring, 82.3 mm ID	2
113	220916	O-ring, 14.0 mm ID.....	1	150	219905	Transmission Oil Filter (AUTO) Allison .	2
114	220915	O-ring, 18.8 mm ID.....	1	151	220876	Plug, Accumulator	1
115	223632	Body, Control Valve (See Note 8).....	1	152	220875	Spring, Accumulator	1
	223633	Body, Control Valve (See Note 9).....	1	153	223640	Bracket, Accumulator Retaining	1
116	220918	Pin, Spring, 5 x 55 mm	1	154	220898	Bolt, M6 x 1.0 x 60 mm	4
117	220919	Valve, C2 Latch	1	155**	223641	Body Assembly, C6 Clutch	1
118	220920	Spring, 16.29 OD x 35.02 mm	1	156	223642	C6 Clutch Body.....	1
119	220921	Stop, Valve	1	157	223643	Spring, 10.75 OD x 16.71 mm	1
120	220901	Pin, Retaining, 5 x 43 mm	1	158	223644	Pin, Retaining, 2.5 OD x 30 mm	1
121	220922	Valve, Exhaust Backfill	1	159	223645	Valve, C6 Enable	1
122	220923	Spring, 7.8 OD x 29.2 mm.....	1	160	223646	Solenoid Assembly, C6, SS2. See 22-WT-06	1
123	220924	Stop, Valve	1	161	220916	O-Ring, 14 mm ID.....	1
124	220901	Pin, Retaining, 5 x 43 mm	1	162	220915	O-Ring, 18.8 mm ID.....	1
125	220925	Valve, C1 Latch	1	163	223647	Plate, Solenoid Protective	1
126	220920	Spring, 16.29 OD x 35.02 mm	1	164	223648	Nut, Push-On.....	1
127	220921	Stop, Valve	1	165	220892	Spring, Trim	1
128	220901	Pin, Retaining, 5 x 43 mm	1	166	223649	Valve, C6 Clutch Trim	1
129	220926	Valve, Converter Regulator	1	167	220885	Solenoid Assembly, PCS 6, Variable Bleed, CENL	1
130	220927	Spring, 11. OD x 30.3 mm	1			O-ring, 13.0 mm ID	1
131	223634	Stop, Valve (See Note 10).....	1	168	220887	O-ring, 10.65 mm ID	1
	220928	Stop, Valve (See Note 11).....	1	169	220886	Bracket, Solenoid Retaining	1
132	223635	Pin, Retaining, 3 x 43 mm (See Note 12)..	1	170	223650	Screw, Hx Socket HD	1
	220901	Pin, Retaining, 5 x 43 mm (See Note 13)..	1	171	223651	Gasket, Case.....	1
133	220871	Bolt, Shoulder, M6 x 1.0 x 45 mm	2	172	223498	Bolt, Flange HD, M10 x 1.5 x 55 mm. See 26-WT-02	9
134	220930	Sensor Assembly, Oil Level	1	173	220956	Bolt, Flange HD, M10 x 1.5 x 100 mm.	34
135	220931	Ferrule, One-Piece Viton ®	2			(See 26-WT-02)	
136	223636	Plate, Separator	1	174	220955		
137	223637	Gasket, Channel Plate	1				

* SERVICED ONLY AS AN ASSEMBLY -- NOT AVAILABLE AS A DETAIL PART.
 ** NOT SERVICED AS AN ASSEMBLY -- ORDER DETAIL PARTS

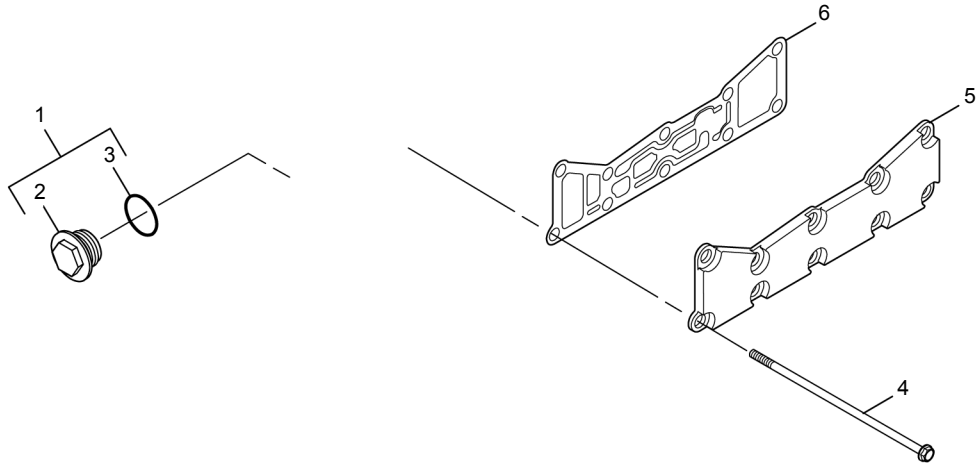
Note:

Below information is from Allison Transmission catlog.

- 1 Service 29542997 Connector Assembly With 29544184 Connector Assembly Kit.
- 2 Service 29542997 Connector Assembly With 29544184 Connector Assembly Kit.
- 3 Service 29542997 Connector Assembly With 29544184 Connector Assembly Kit.
- 4 Service 29542997 Connector Assembly With 29544184 Connector Assembly Kit.
- 5 Service 29542997 Connector Assembly With 29544184 Connector Assembly Kit.
- 6 Service 29542997 Connector Assembly With 29544184 Connector Assembly Kit.
- 7 Service 29542997 Connector Assembly With 29544184 Connector Assembly Kit.
- 8 Prior To S/N 6610244287, Service 29542924 Control Valve Body With 29546992 Control Valve Body Kit. See 28-WT-07.
- 9 Used Starting With S/N 6610244287.
- 10 Used Only With 29500822 Retaining Pin.
- 11 Used Only With 23049345 Retaining Pin.
- 12 Used Only With 29538477 Valve Stop.
- 13 Used Only With 29546550 Valve Stop.

WHEN ORDERING PARTS, SPECIFY MODEL NUMBER, SERIAL NUMBER AND DESCRIPTION OF PARTS REQUIRED

 TEREX P/N 12261-690	<h2 style="margin: 0;">CONTROL VALVE</h2>	DATE: Released 07-2012	GROUP <h1 style="margin: 0;">7B</h1>
		MODEL: T780	
		PAGE 7B.12	



REF	PART NO.	DESCRIPTION	QTY
<i>Oil Cooler</i>			
1	223499	Plug Assembly, Shipping	2
2*	223500	Plug, 1 5/16-12	1
3	223501	O-ring, 29.7 mm ID	1
4	223652	Bolt, Flange HD, M10 x 1.5 x 212 mm.....	10
5	223653	Cover, Cooler Port.....	1
6	223654	Gasket, Cooler Port Cover. See 21-WT-11.....	1

* SERVICED ONLY AS AN ASSEMBLY -- NOT AVAILABLE AS A DETAIL PART.

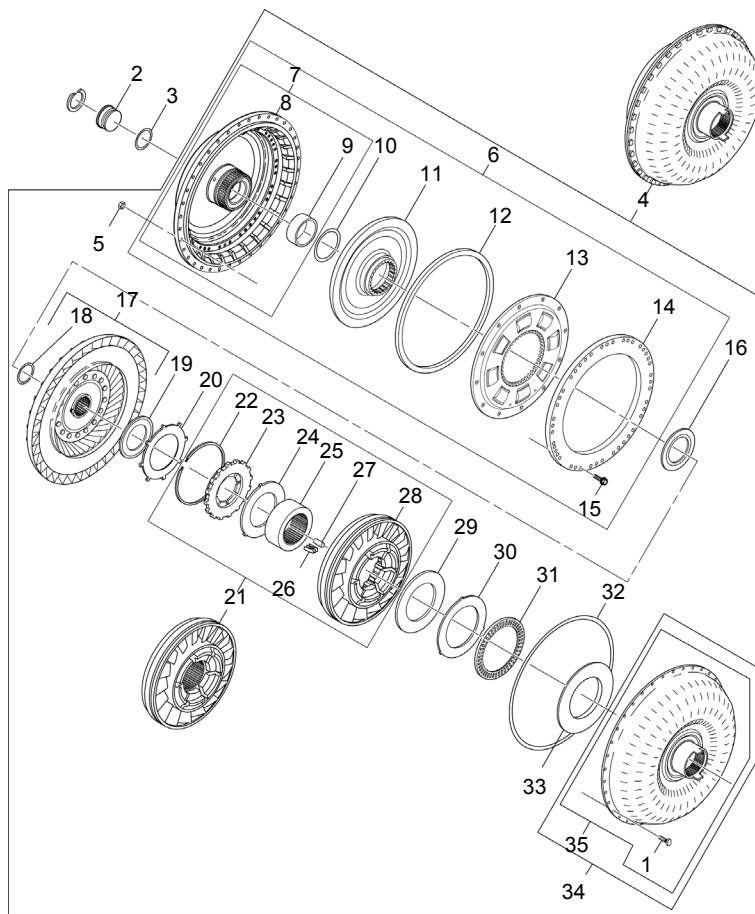
WHEN ORDERING PARTS, SPECIFY MODEL NUMBER, SERIAL NUMBER AND DESCRIPTION OF PARTS REQUIRED



OIL COOLER

DATE: Released 07-2012
 MODEL: T780
 PAGE 7B.13

GROUP
7B



REF	PART NO.	DESCRIPTION	QTY	REF	PART NO.	DESCRIPTION	QTY
Torque Converter							
1	223502	Bolt, T-Head, M8 x 1.25 x 19 mm.....	36	21**	223518	Stator Assembly, Converter.....	1
2	221001	Plug, Converter End.....	1	22	223519	Ring, Retaining, Internal, 164.91 mm OD.....	1
3	221002	O-ring, 34.6 mm ID.....	1	23	223520	Retainer, Thrust Bearing No. 2.....	1
4**	223503	Torque Converter Assembly.....	1	24	223521	Washer, Stator Thrust, Front.....	1
5	221004	Nut, M8 x 1.25 mm.....	36	25	223522	Race, Stator.....	1
6**	223504	Cover Assembly, Converter.....	1	26	223523	Spring, Stator.....	12
7	223505	Cover Assembly With Bushing.....	1	27	223524	Roller, Stator, 9.526 x 25.525 mm.....	12
8*	223506	Cover, Converter.....	1	28	223525	Stator And Cam Assembly.....	1
9	223507	Bushing, 66.822 mm ID.....	1	29	223526	Selective Shim, Converter, 0.27 mm (0.011 inch).....	AR
10	223508	Sealring, Lockup Piston, 98.42 mm ID See 6-WT-07.....	1		223527	Selective Shim, Converter, 0.48 mm (0.019 inch).....	AR
11	223509	Piston Assembly, Lockup.....	1		223528	Selective Shim, Converter, 0.711 mm (0.028 inch).....	AR
12	223510	Sealring, Lockup Piston, 325.68 mm ID See 6-WT-07.....	1	30	223529	Race, Tanged, Thrust Bearing No. 3.....	1
13	223511	Damper Assembly.....	1	31	223530	Bearing Assembly, Thrust Bearing No. 3.....	1
14	223512	Backplate, Lockup-Clutch.....	1	32	223531	O-ring, 419.9 mm ID.....	1
15	223513	Bolt, Flange HD, M8 x 1.25 x 25 mm.....	44	33	223532	Race, Lipped, Thrust Bearing No. 3.....	1
16	223514	Bearing Assembly, Thrust Bearing No. 1.....	1	34	223533	Pump Assembly, Converter.....	1
17	223515	Turbine Assembly.....	1	35*	223534	Pump Assembly, Converter, Machined.....	1
18	223516	Sealring, Turbine Hub, 66.784 mm OD.....	1				
19	220715	Bearing Assembly, Thrust Bearing No. 2.....	1				
20	223517	Washer, Tanged, Thrust Bearing No. 2.....	1				

* SERVICED ONLY AS AN ASSEMBLY -- NOT AVAILABLE AS A DETAIL PART.

** NOT SERVICED AS AN ASSEMBLY -- ORDER DETAIL PARTS

WHEN ORDERING PARTS, SPECIFY MODEL NUMBER, SERIAL NUMBER AND DESCRIPTION OF PARTS REQUIRED



TORQUE CONVERTER

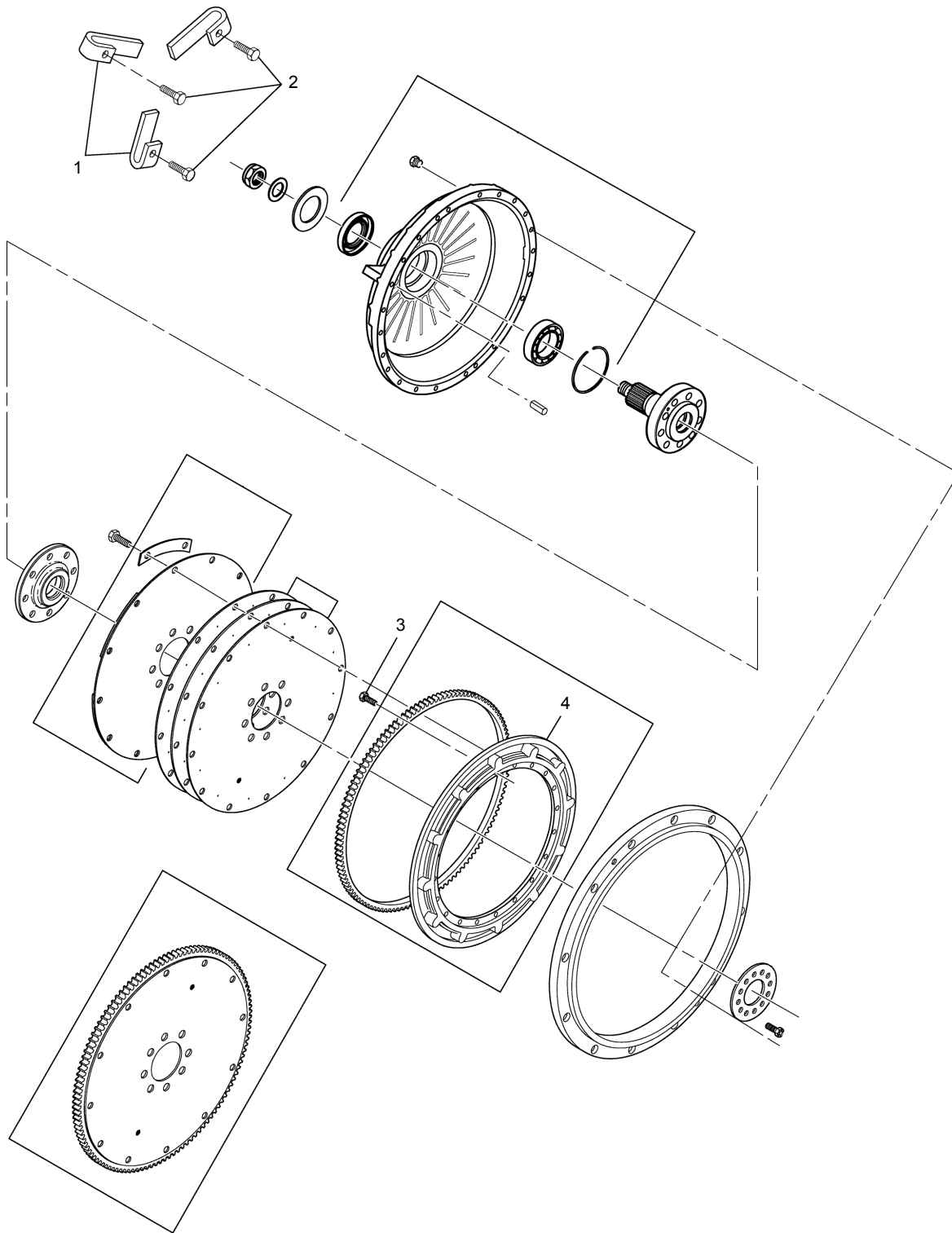
DATE: Released 07-2012

MODEL: T780

PAGE 7B.14

GROUP

7B



REF	PART NO.	DESCRIPTION	QTY
<i>Flexplate & Converter</i>			
1	223535	Bracket, Converter Shipping.....	3
2	220686	Bolt, M10 x 1.5 x 25 mm.....	3
3	223536	Bolt, Self-Locking, M8 x 1.25 x 25 mm.....	12
4	223537	Adapter, Flexplate.....	1

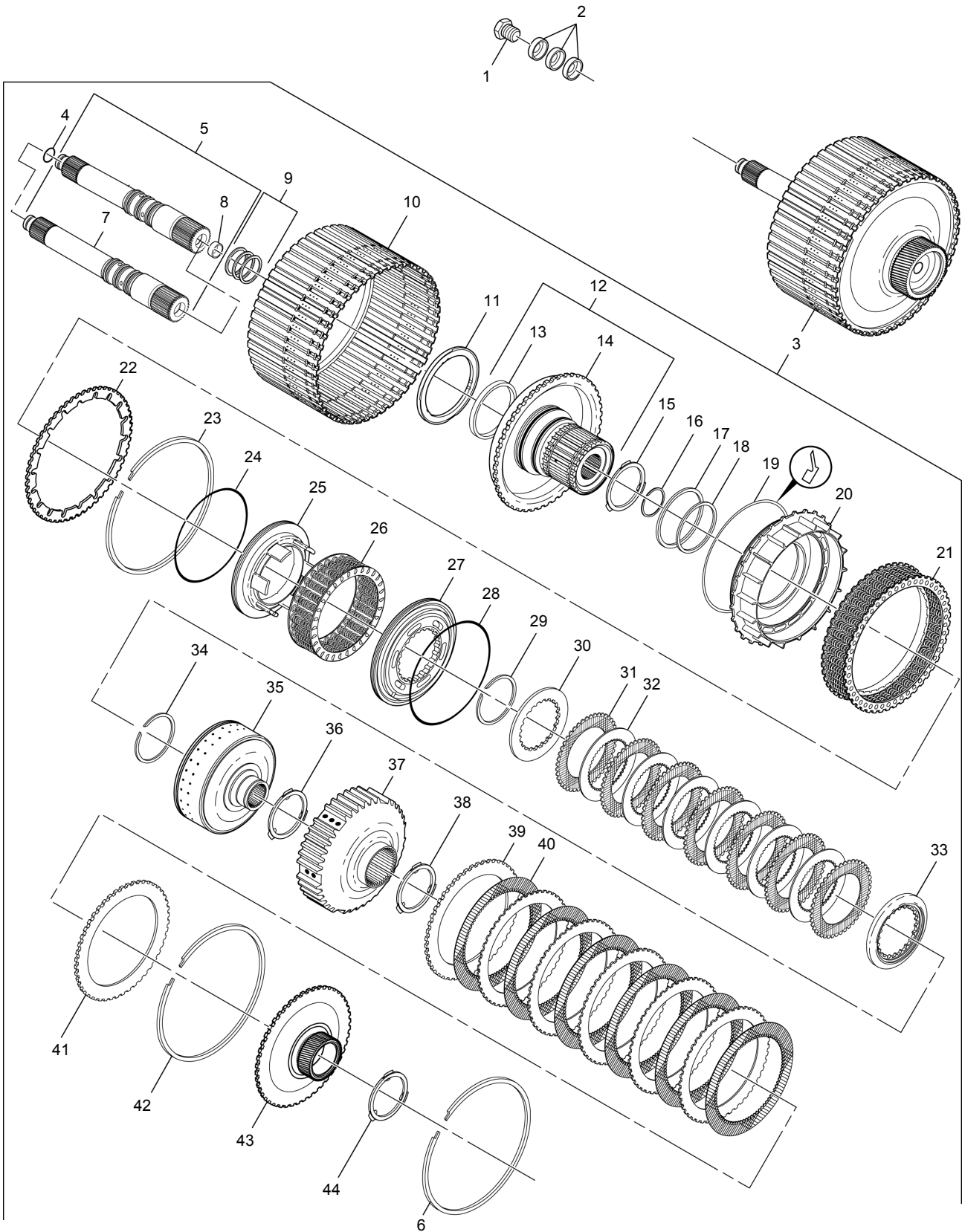
WHEN ORDERING PARTS, SPECIFY MODEL NUMBER, SERIAL NUMBER AND DESCRIPTION OF PARTS REQUIRED



FLEXPLATE & ADAPTER

DATE: Released 07-2012
 MODEL: T780
 PAGE 7B.15

GROUP
7B



SEE PAGE 7B.17

WHEN ORDERING PARTS, SPECIFY MODEL NUMBER, SERIAL NUMBER AND DESCRIPTION OF PARTS REQUIRED

TEREX
P/N 12261-690

ROTATING CLUTCH

DATE: Released 07-2012
MODEL: T780
PAGE 7B.16

GROUP
7B

SEE PAGE 7B.16

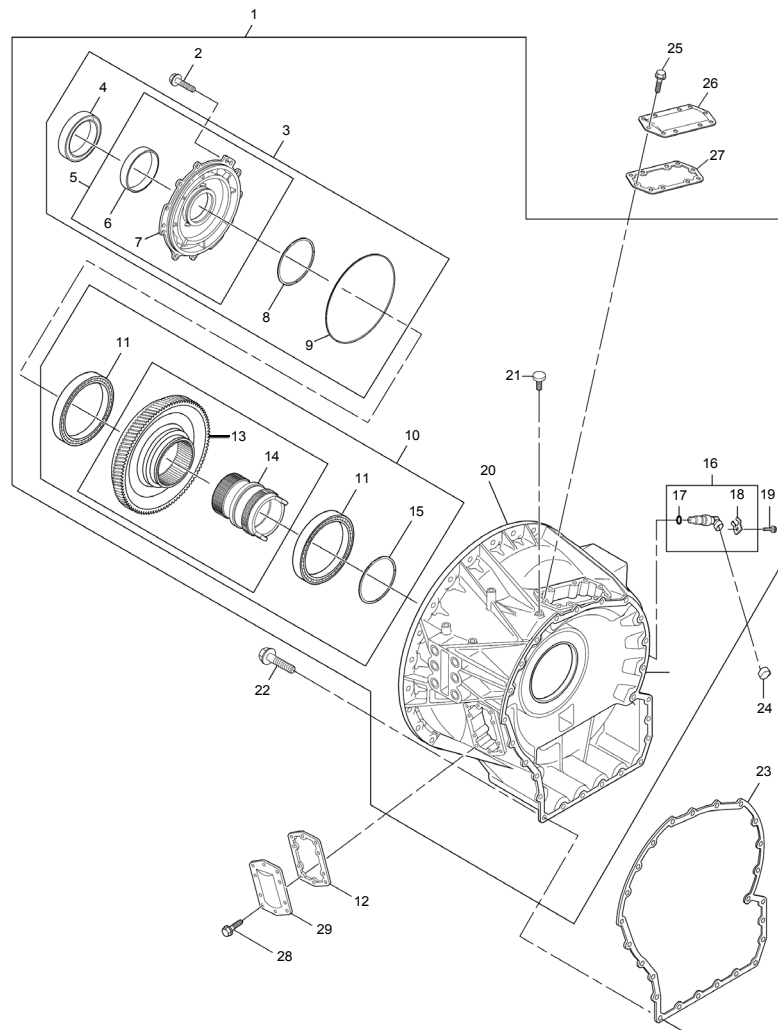
REF	PART NO.	DESCRIPTION	QTY
<i>Rotating Clutch</i>			
1	220959	Bolt, M16 x 2 x 30.....	1
2	223538	Selective Shim, Turbine, 5.448 mm (0.214 inch)	AR
	223539	Selective Shim, Turbine, 5.270 mm (0.207 inch)	AR
	220960	Selective Shim, Turbine, 5.092 mm (0.200 inch)	AR
	220961	Selective Shim, Turbine, 4.914 mm (0.193 inch)	AR
	220962	Selective Shim, Turbine, 4.736 mm (0.186 inch)	AR
	220963	Selective Shim, Turbine, 4.559 mm (0.179 inch)	AR
	220964	Selective Shim, Turbine, 4.381 mm (0.172 inch)	AR
	220965	Selective Shim, Turbine, 4.203 mm (0.165 inch)	AR
	220966	Selective Shim, Turbine, 4.0 mm (0.157 inch)	AR
3**	223540	Rotating Clutch	1
4	220968	O-ring, 25.4 mm ID	1
5	223541	Shaft Assembly, Turbine	1
6	223542	Ring, Retaining, Internal, 337.4 mm OD	1
7*	223543	Shaft, Turbine	1
8	223544	Bushing, Turbine Shaft, 28 mm ID	1
9	223545	Sealring Kit, External Butt-Joint, 59.4 mm OD	1
10	223546	Drum, Rotating Clutch	1
11	223547	Bearing Assembly, Thrust	1
12	223548	Hub Assembly, Rotating Clutch.....	1
13	223549	Bushing, Rotating Clutch Hub, 99 mm ID	1
14*	223550	Hub Assembly, Rotating Clutch.....	1
15	223434	Bearing Assembly, Thrust	1
16	223551	Ring, Retaining, External, 60.07 mm ID	1
17	223552	Sealring, C2 Piston, 137.6 mm. See 6-WT-07	1
18	223553	Sealring, C1 Piston, 109.6 mm. See 6-WT-07	1
19	223554	Sealring, External Lip-Type, 262 mm	1
20	223555	Piston, C2.....	1
21	223556	Spring Assembly, C2 Piston Return	1
22	223557	Plate, C2 Spring	1
23	223542	Ring, Retaining, Internal, 337.4 mm OD	1
24	220987	Sealring, C1 Piston, 202.1 mm.....	1
25	223558	Piston, C1	1
26	223559	Spring Assembly, C1 Piston Return	1
27	223560	Piston, Balance, Rotating Clutch.....	1
28	223561	Sealring, Rotating Clutch Balance Piston, 239.9 mm. See 6-WT-07.	1
29	223562	Ring, Retaining, External, 111 mm ID	1
30	223563	Plate, C1 Clutch Apply	1
31	223564	Plate, C1 Friction.....	7
32	223565	Plate, C1 Reaction	6
33	223566	Backplate, C1 Clutch.....	1
34	223562	Ring, Retaining, External, 111 mm ID	1
35	223567	Hub, C1 Drive. See 26-WT-04	1
36	223568	Bearing Assembly, Thrust	1
37	223569	Hub, C2 Drive.....	1
38	223568	Bearing Assembly, Thrust	1
39	223570	Plate, C2 Reaction	7
40	223571	Plate, C2 Friction.....	7
41	223572	Backplate, C2 Clutch.....	1
42	223542	Ring, Retaining, Internal, 337.4 mm OD	1
43	223573	Gear Assembly, P1 Sun	1
44	223568	Bearing Assembly, Thrust	1

* SERVICED ONLY AS AN ASSEMBLY -- NOT AVAILABLE AS A DETAIL PART.

** NOT SERVICED AS AN ASSEMBLY -- ORDER DETAIL PARTS

WHEN ORDERING PARTS, SPECIFY MODEL NUMBER, SERIAL NUMBER AND DESCRIPTION OF PARTS REQUIRED

 TEREX P/N 12261-690	<h2 style="margin: 0;">ROTATING CLUTCH</h2>	DATE: Released 07-2012	GROUP <h1 style="margin: 0;">7B</h1>
		MODEL: T780	
		PAGE 7B.17	



REF	PART NO.	DESCRIPTION	QTY	REF	PART NO.	DESCRIPTION	QTY
<i>Converter Housing</i>							
1**	223574	Housing Assembly, Converter.....	1	16	220767	Sensor Assembly, Speed. See 05-WT-06.....	1
2	223575	Bolt, Self-Locking, M10 x 1.5 x 30 mm.....	11	17	220769	O-ring, 15.4 mm ID.....	1
3**	223576	Retainer Assembly, Bearing.....	1	18	220770	Retainer, Speed Sensor.....	1
4	223577	Seal Assembly, Oil, 110.27 mm OD ...	1	19	220771	Bolt, Self-Locking, M8 x 1.25 x 20 mm.....	1
5	223578	Seal Assembly, Oil, 110.42 mm OD ...	1	20	223589	Housing, Converter.....	1
	223579	Retainer And Bushing Assembly, Bearing.....	1	21	220774	Vent Assembly, Oil.....	1
6	223580	Bushing, 89 mm ID.....	1	22	220695	Bolt, Flange Head, M10 x 1.5 x 35 mm.....	25
7	223581	Retainer, Bearing.....	1	23	223590	Gasket, Converter Housing.....	1
8	223582	Sealring Kit, External Butt-Joint, 108.0 mm OD.....	1	24	220775	Cover, Sensor Shipping.....	1
9	223583	Sealring, 245.6 mm ID.....	1	25	220686	Bolt, M10 x 1.5 x 25 mm.....	10
10**	223584	Gear Assembly, PTO.....	1	26	223591	Cover, PTO.....	1
11	223585	Bearing Assembly, Ball.....	2	27	223586	Gasket, PTO Cover.....	1
12	223586	Gasket, PTO Cover.....	1	28	220686	Bolt, M10 x 1.5 x 25 mm.....	10
13	223587	Gear, PTO.....	1	29	223591	Cover, PTO.....	1
14	223588	Hub, PTO Drive.....	1				
15	223582	Sealring Kit, External Butt-Joint, 108.0 mm OD.....	1				

** Not serviced as an assembly -- Order detail parts

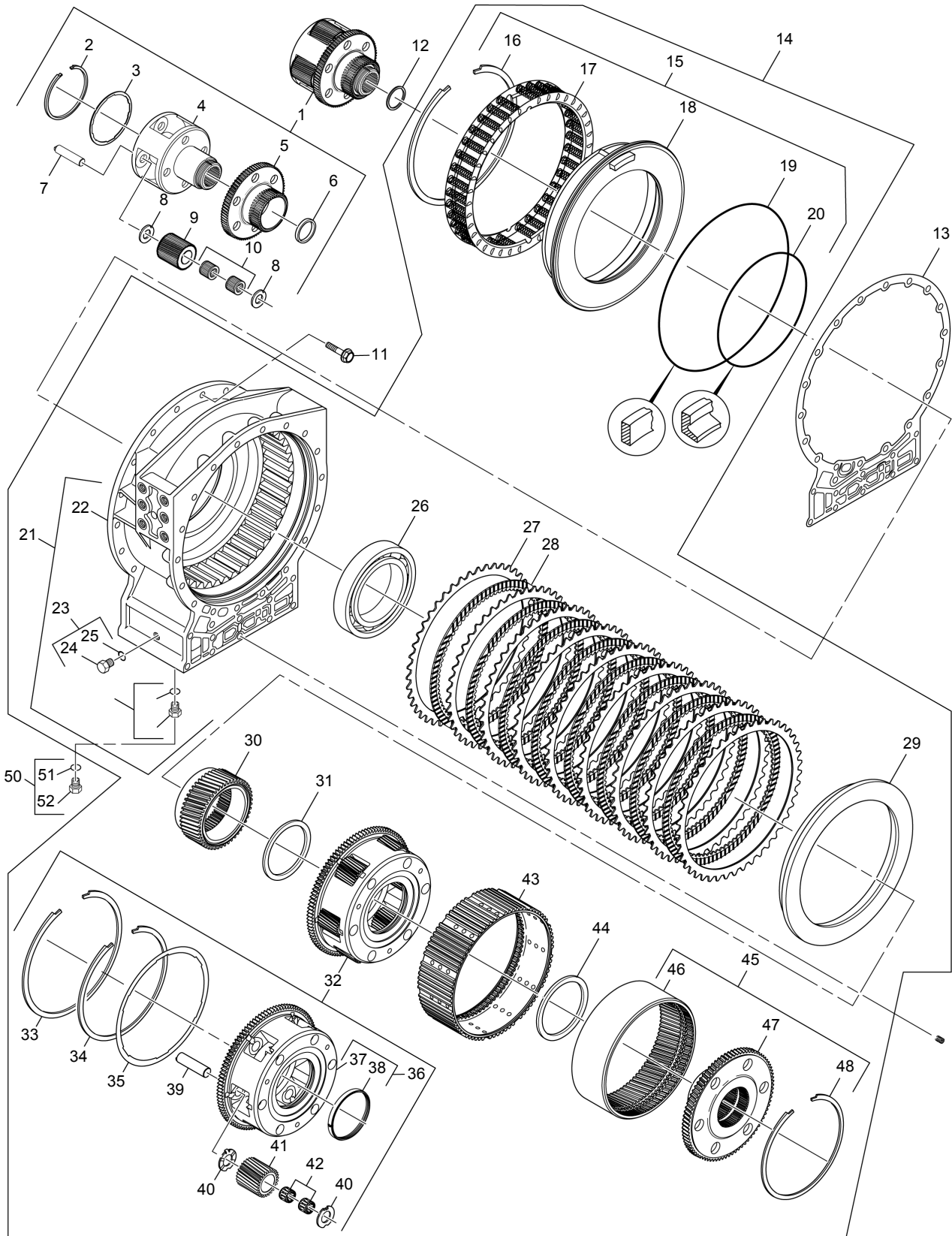
WHEN ORDERING PARTS, SPECIFY MODEL NUMBER, SERIAL NUMBER AND DESCRIPTION OF PARTS REQUIRED



CONVERTER HOUSING

DATE: Released 07-2012
 MODEL: T780
 PAGE 7B.18

GROUP
7B



SEE PAGE 7B.21

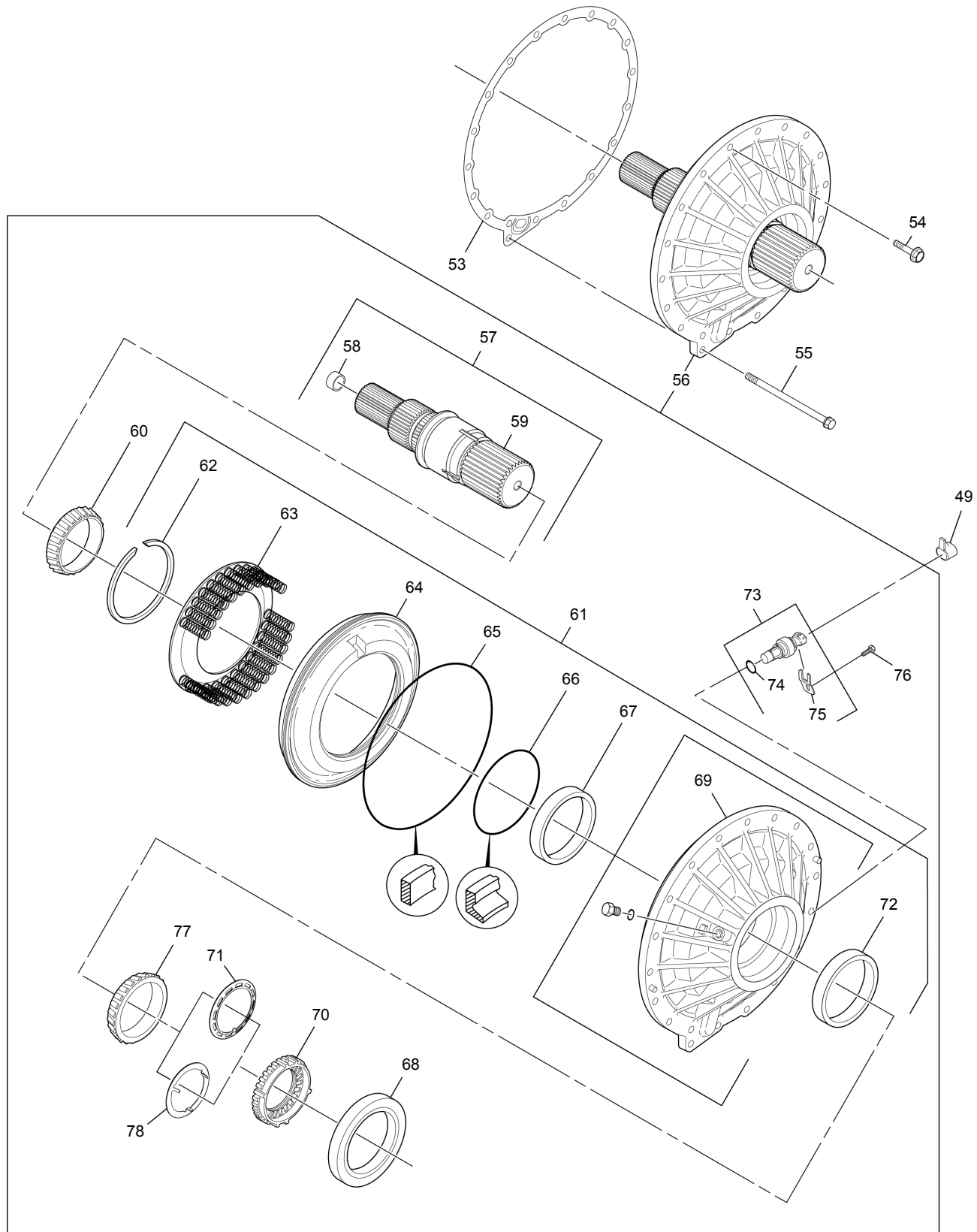
WHEN ORDERING PARTS, SPECIFY MODEL NUMBER, SERIAL NUMBER AND DESCRIPTION OF PARTS REQUIRED



**P3 PLANETARY AND REAR
COVER/RETARDER**

DATE: Released 07-2012
 MODEL: T780
 PAGE 7B.19

**GROUP
7B**



SEE PAGE 7B.21

WHEN ORDERING PARTS, SPECIFY MODEL NUMBER, SERIAL NUMBER AND DESCRIPTION OF PARTS REQUIRED



**P3 PLANETARY AND REAR
COVER/RETARDER**

DATE: Released 07-2012
 MODEL: T780
 PAGE 7B.20

**GROUP
7B**

SEE PAGES 7B.19 & 7B.20

REF	PART NO.	DESCRIPTION	QTY	REF	PART NO.	DESCRIPTION	QTY
<i>P3 Planetary And Rear Cover/Retarder</i>							
1**	223664	P3 Planetary Carrier Assembly	1	37*	223702	Carrier, P4 Planetary	1
2	223461	Ring, Retaining, Internal, 219 mm OD	1	38	223703	Bushing, P4 Carrier	1
				39	223704	Spindle, P4 Planetary Pinion	6
3	223462	Ring, P3 Indexing	1	40	223705	Washer, P4 Pinion Thrust	12
4	223665	Carrier, P3 Planetary	1	41	223706	Gear Set, P4 Pinion	6
5	223666	Flange, P4 Shaft	1			(Set Contains Six 29530501 Gears)	
6	223667	Ring, Shim Locating	1	42	223707	Bearing, Assembly, Roller	12
7	223668	Spindle, P3 Planetary Pinion	4	43	223708	Hub, C6 Clutch Drum	1
8	223669	Washer, P3 Pinion Thrust	8	44	223547	Bearing Assembly, Thrust	1
9	223670	Gear Set, P3 Pinion	1	45**	223709	P4 Ring Gear And Hub Assembly	1
		(Set Contains Four 29505624 Gears)		46	223710	Gear, P4 Ring	1
10	223671	Bearing Assembly, Roller	8	47	223711	Hub, P4 Ring Gear	1
11	220777	Bolt, Flange HD, M12 X1.75 X 45 mm	14	48	223459	Ring, Retaining, Internal, 256 mm OD	1
12	223672	Shim, Selective, 0.27 mm	AR	49	220775	Cover, Sensor Shipping	1
	223673	Shim, Selective, 0.54 mm	AR	50	220939	Plug Assembly, Pressure Tap	1
	223674	Shim, Selective, 0.81 m	AR	51	220940	O-ring, 8.9 mm ID	1
	223675	Shim, Selective, 1.08 mm	AR	52*	220941	Plug, Pressure Tap, 7/16-20	1
	223676	Shim, Selective, 1.35 mm	AR	53	223593	Gasket, Rear Cover	1
	223677	Shim, Selective, 1.62 m	AR	54	220777	Bolt, Flange HD, M12 x 1.75 x 45 mm	14
	223678	Shim, Selective, 1.89 mm	AR			Bolt, Flange HD, M12 x 1.75 x 228.0 mm	
	223679	Shim, Selective, 2.16 mm	AR	55	223712	See 12-WT-11	5
	223680	Shim, Selective, 2.43 mm	AR			Module, Rear Cover	1
13	223681	Gasket, Adapter Housing	1	56**	223713	Shaft Assembly, Output	1
14**	223682	Module, Adapter Housing, C6	1	57	223714	Bushing, 28 mm ID	1
15**	223683	Piston Assembly	1	58	223544	Shaft, Output	1
16	223684	Ring, Retaining, External, 293.75 mm ID	1	59*	223715	Bearing Assembly, Tapered Roller	1
17	223685	Spring Assembly, C6 Piston Return ...	1	60	223606	Cover Assembly, Rear	1
18	223686	Piston, C6 Clutch	1	61**	223607	Ring, Retaining, External, 181 mm ID	1
19	223687	Sealring, External, 334.37 mm ID. See 6-WT-07	1	62	223608	Spring & Retainer Assembly, C5 Piston Return	1
20	223688	Sealring, Internal Lip-Type, 251.28 mm OD	1	63	223609	Piston, C5 Clutch	1
21	223689	Adapter Housing Assembly	1	64	223610	Sealring, External, 315.2 mm ID	1
22	223690	Adapter Housing	1	65	223611	Sealring, Internal Lip-Type, 214.06 mm OD	1
23	220939	Plug Assembly, Pressure Tap	2	66	223612	Cup, Tapered Roller Bearing	1
24*	220941	Plug, Pressure Tap, 7/16-20	1	67	223613	Seal Assembly, Ouput. See 6-WT-07	1
25	220940	O-ring, 8.9 mm ID	1	68	223617	Cover, Rear	1
26	223691	Bearing Assembly, Ball	1	69	223614	Nut, Output	1
27	223692	Plate, Reaction, C6	9	70	223616	Washer, Belleville	1
28	223693	Plate, Friction, C6. See 04-WT-00	8	71	223615	Cup, Tapered Roller Bearing	1
29	223694	Backplate, C6	1	72	223613	Sensor Assembly, Speed. See 05-WT-06	1
30	223695	Gear, P4 Sun	1	73	220800	O-ring, 15.4 mm ID	1
31	223696	Bearing Assembly, Thrust	1	74	220769	Retainer, Speed Sensor	1
32**	223697	Carrier Assembly, P4 Planetary	1	75	220770	Bolt, Hexlock, M8 X 1.25 X 20 mm	1
33	223698	Ring, Retaining, Internal, 289.48 mm OD	1	76	220771	Bearing, Assembly, Tapped Roller	1
34	223699	Ring, Retaining, Internal, 235 mm OD	1	77	223606		
35	223700	Ring, P4 Indexing	1				
36	223701	Carrier And Bushing Assembly, P4 Planetary	1				

* SERVICED ONLY AS AN ASSEMBLY -- NOT AVAILABLE AS A DETAIL PART.

** NOT SERVICED AS AN ASSEMBLY -- ORDER DETAIL PARTS

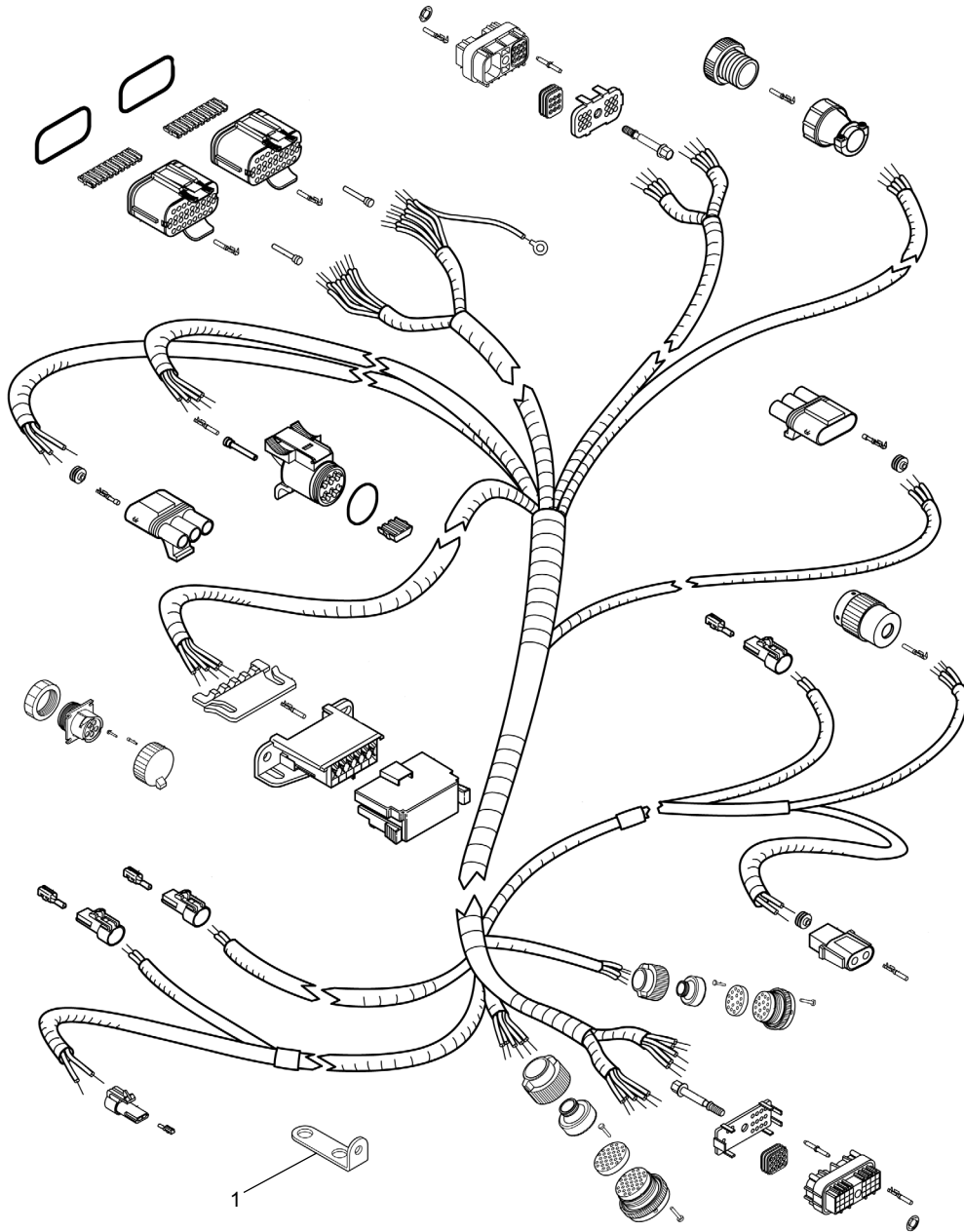
WHEN ORDERING PARTS, SPECIFY MODEL NUMBER, SERIAL NUMBER AND DESCRIPTION OF PARTS REQUIRED



P3 PLANETARY AND REAR COVER/RETARDER

DATE: Released 07-2012
MODEL: T780
PAGE 7B.21

GROUP
7B



<u>REF</u>	<u>PART NO.</u>	<u>DESCRIPTION</u>	<u>QTY</u>
		<i>Wiring Harnesses</i>	
1	223592	Bracket, Harness	1

WHEN ORDERING PARTS, SPECIFY MODEL NUMBER, SERIAL NUMBER AND DESCRIPTION OF PARTS REQUIRED

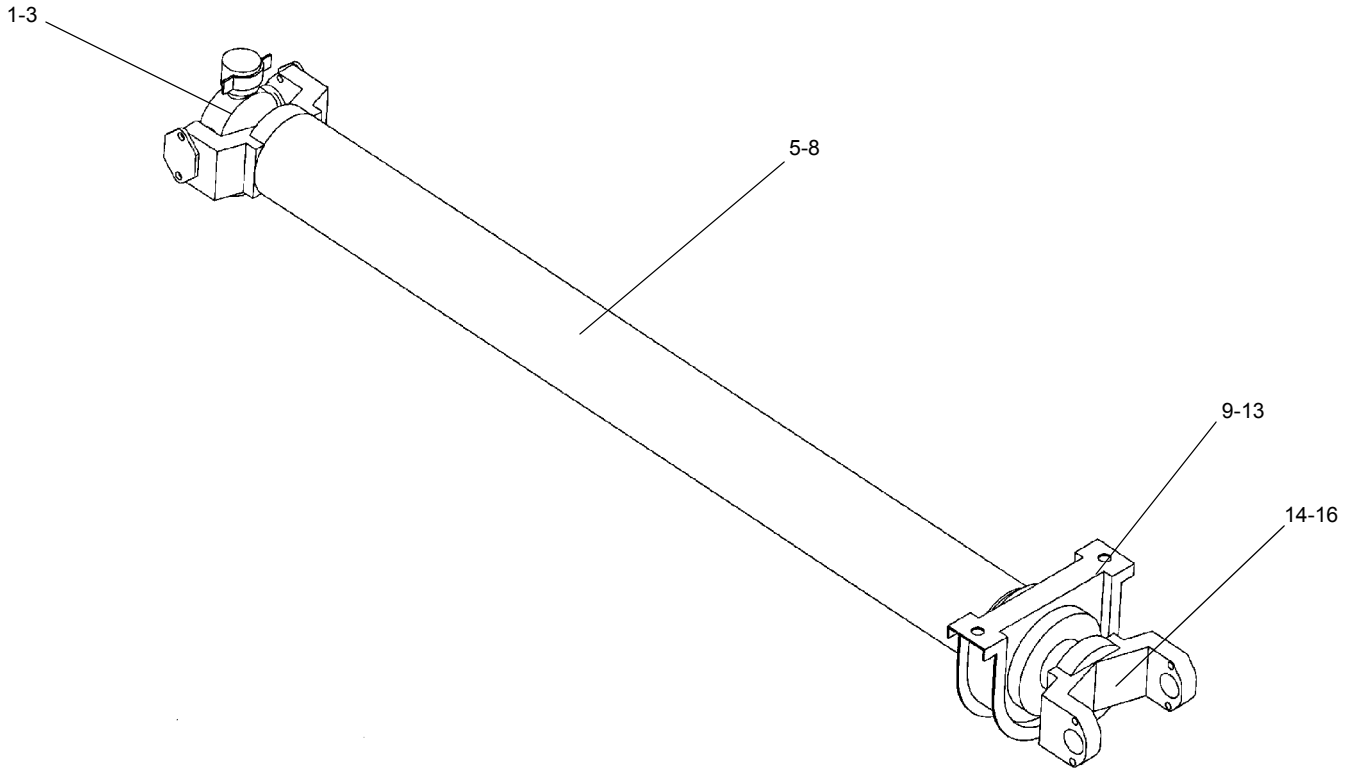


WIRING HARNESSSES

DATE: Released 07-2012
 MODEL: T780
 PAGE 7B.22

GROUP
7B

718 0140



<u>REF</u>	<u>PART NO.</u>	<u>DESCRIPTION</u>	<u>QTY</u>
	718 0140 (Rev A)	<i>Drive Shaft, Front</i>	
	216309	<i>Cross & Bearing Kit (Includes Items 1 through 3)</i>	
1	216315	Screw	2
2	216316	Bearing Assembly	4
3	216317	Journal Cross Assembly	2
4*	216318	Lock Wire	2
	216311	<i>Service Shaft Assembly (Includes Items 5 through 10)</i>	
5	216323	Tube Yoke	1
6	216324	Tube Deadener	2
7	216325	Tube	1
8	216326	Mid-Ship Tube Shaft	1
	216314	<i>Center Bearing Assembly (Includes Items 9 through 13)</i>	
9	216329	Slinger	2
10	216330	Center Bearing Bracket	1
11	216331	Center Bearing	1
12	216332	Center Bearing & Retainer Assembly	1
13	216333	Center Bearing Rubber	1
14	216334	End Yoke	1
15	216335	Washer	1
16	216336	Nut	1

* ITEM 4 IS NOT SHOWN IN THE ILLUSTRATION

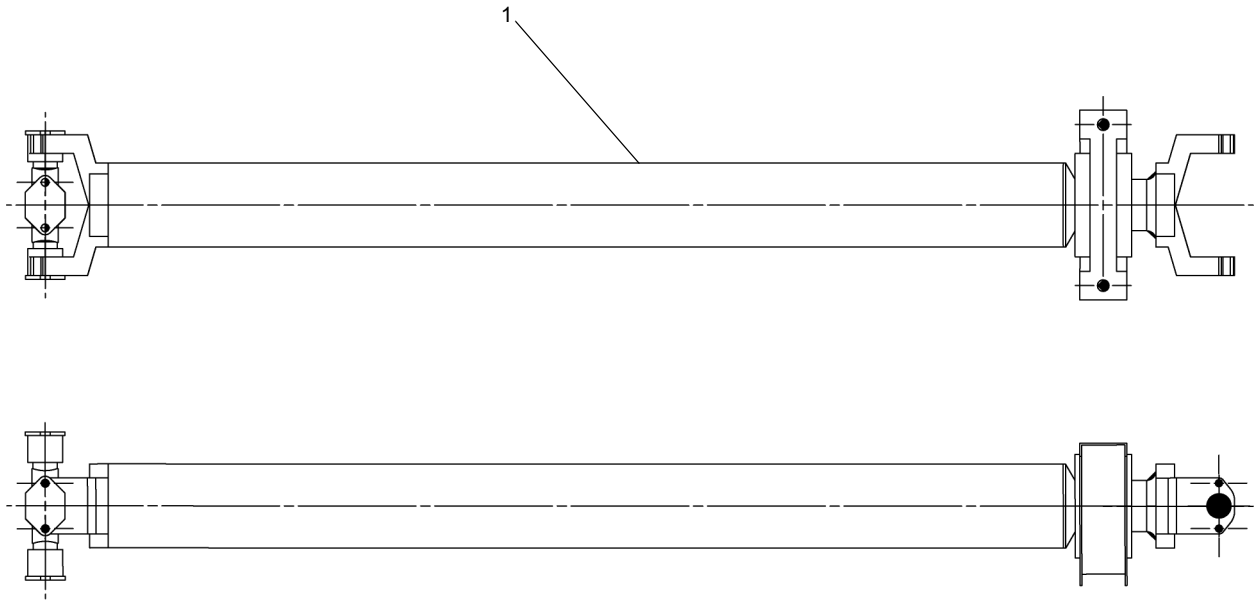
WHEN ORDERING PARTS, SPECIFY MODEL NUMBER, SERIAL NUMBER AND DESCRIPTION OF PARTS REQUIRED



DRIVE SHAFT TRANSMISSION (ALLISION)

DATE: Revised 08-2004
MODEL: T780
PAGE 9.1

GROUP
9



REF	PART NO.	DESCRIPTION	QTY
1	722-0281 (Rev A)	Drive Shaft - Front.....	1

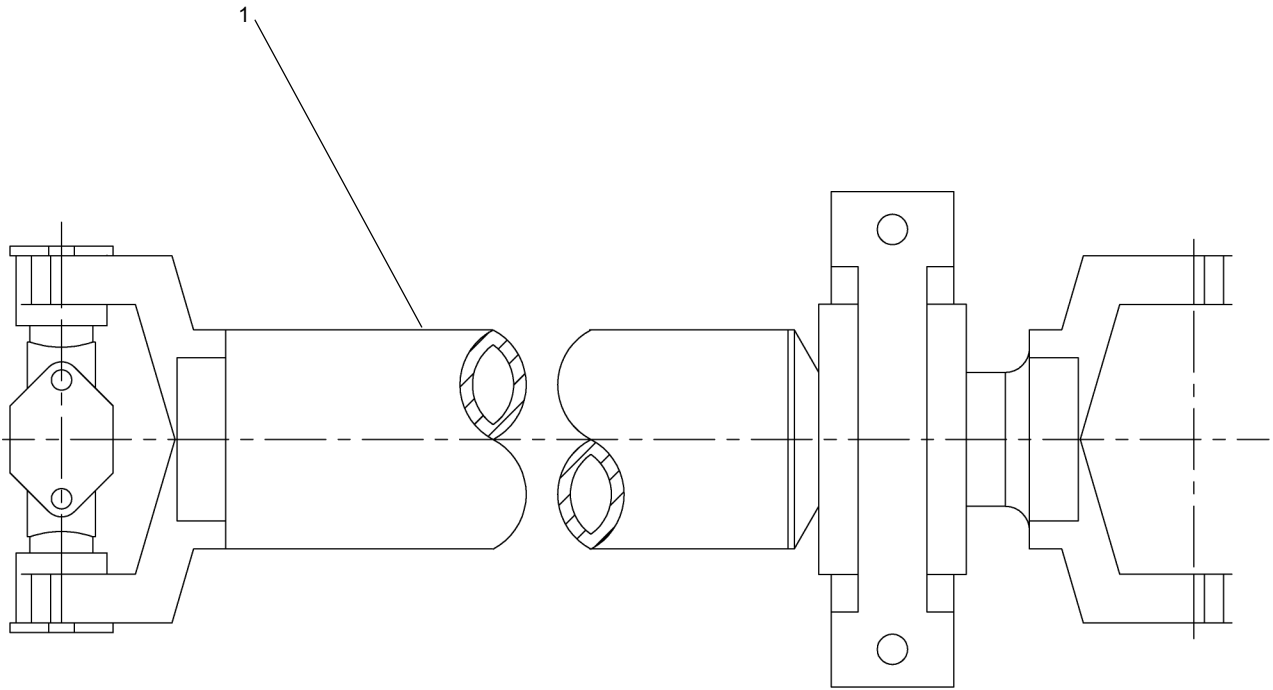
WHEN ORDERING PARTS, SPECIFY MODEL NUMBER, SERIAL NUMBER AND DESCRIPTION OF PARTS REQUIRED



**DRIVE SHAFT
TRANSMISSION (EATON)**

DATE: Released 05-2013
MODEL: T780
PAGE 9.2

**GROUP
9**



<u>REF</u>	<u>PART NO.</u>	<u>DESCRIPTION</u>	<u>QTY</u>
1	717-0582 (Rev B)	Drive Shaft - Front.....	1

WHEN ORDERING PARTS, SPECIFY MODEL NUMBER, SERIAL NUMBER AND DESCRIPTION OF PARTS REQUIRED

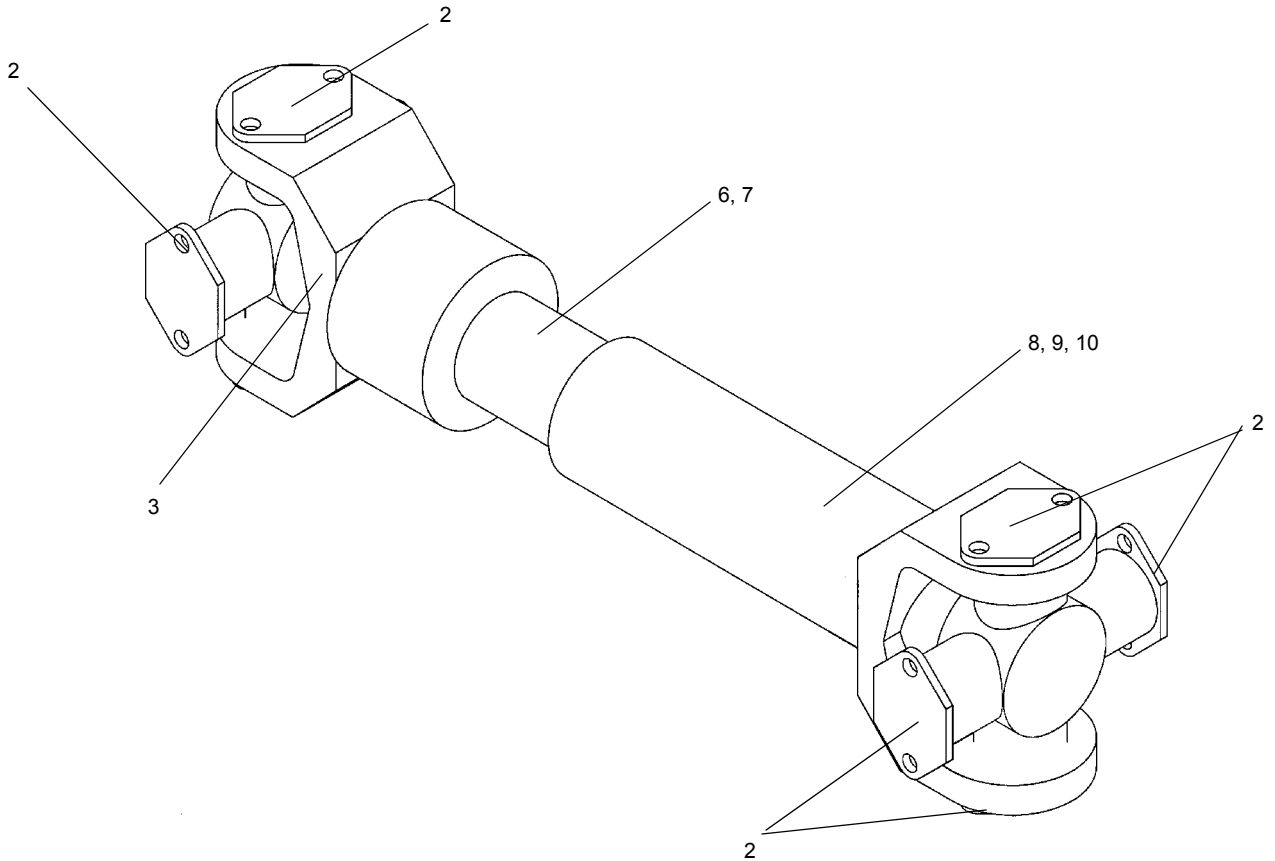


**DRIVE SHAFT
TRANSMISSION (DETROIT)**

DATE: Released 05-2013
 MODEL: T780
 PAGE 9.3

**GROUP
9**

718 0142



<u>REF</u>	<u>PART NO</u>	<u>DESCRIPTION</u>	<u>QTY</u>
	718 0142 (Rev A)	<i>Drive Shaft, Inter-Axle</i>	
	216310	<i>Cross & Bearing Kit (Includes Items 1 through 3)</i>	
1*	216315	Screw.....	2
2	216316	Bearing Assembly.....	8
3	216320	Journal Cross Assembly.....	2
4*	216319	Lock Wire.....	2
5*	216321	Lube Fitting.....	1
6	216337	Slip Yoke	1
7	216338	Seal	1
	216313	<i>Service Shaft Assembly (Includes Items 8 Through 10)</i>	
8	216339	Tube Shaft.....	1
9	216340	Tube	1
10	216341	Tube Yoke	1

* ITEMS 1, 4 & 5 ARE NOT SHOWN IN THE ILLUSTRATION

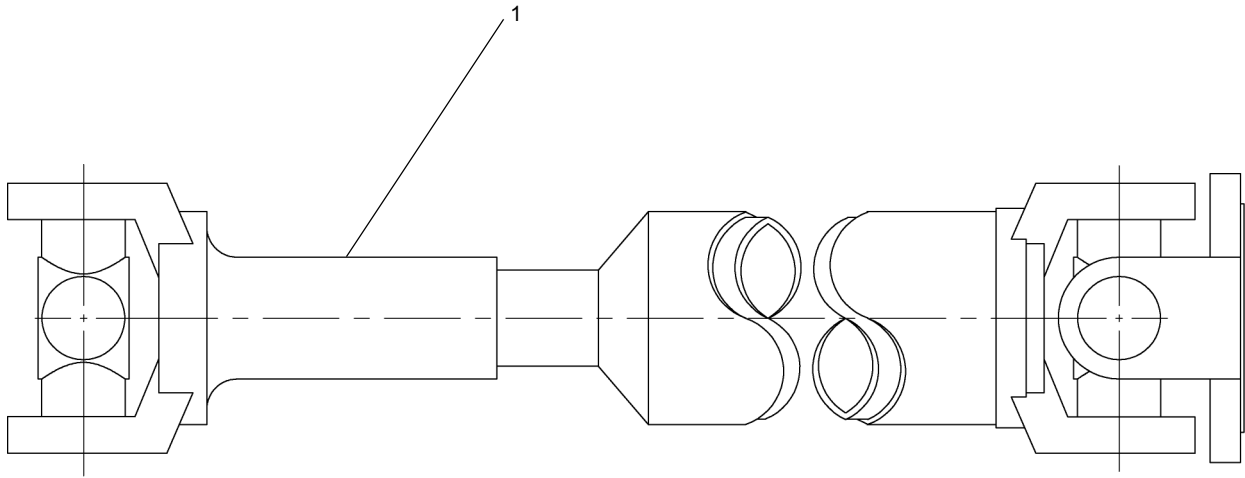
WHEN ORDERING PARTS, SPECIFY MODEL NUMBER, SERIAL NUMBER AND DESCRIPTION OF PARTS REQUIRED



DRIVE SHAFT INTER - AXLE

DATE: Revised 08-2004
 MODEL: T780
 PAGE 9.4

GROUP
9



<u>REF</u>	<u>PART NO.</u>	<u>DESCRIPTION</u>	<u>QTY</u>
1	717-0936 (Rev C)	Drive Shaft	1

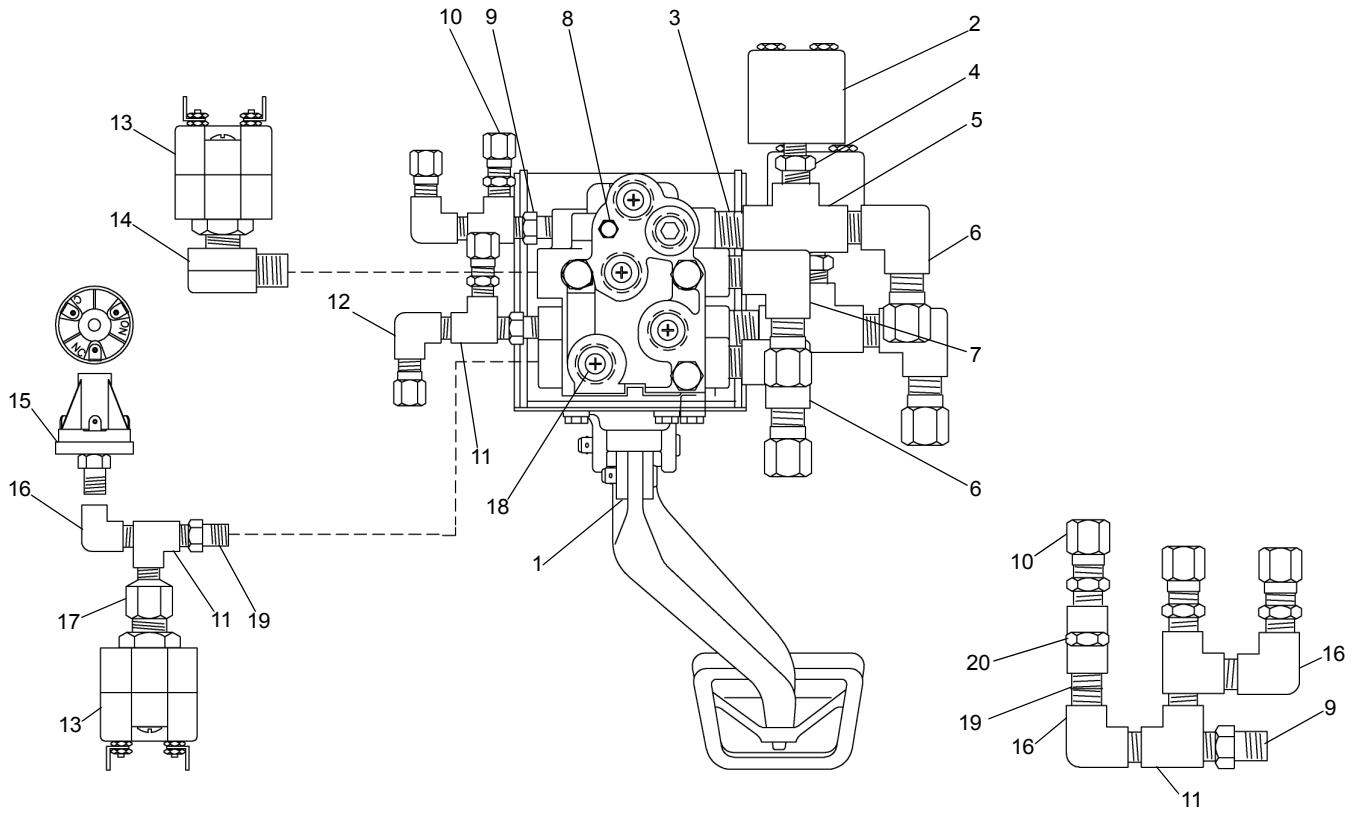
WHEN ORDERING PARTS, SPECIFY MODEL NUMBER, SERIAL NUMBER AND DESCRIPTION OF PARTS REQUIRED



DRIVE SHAFT

DATE: Released 05-2013
 MODEL: T780
 PAGE 9.5

GROUP
9



REF	PART NO.	DESCRIPTION	QTY
	714A1481 (Rev C)	<i>Brake Assembly Manual (Items 1 thru 18)</i>	
	714A1481-1 (Rev C)	<i>Brake Assembly AUTO (Items 1 thru 20)</i>	
1	12019-386	Valve Treadle (Brake)	1
2	12019-323	Switch Bendix	2
3	1219-191	Close Nipple 3/8"	2
4	1219-214	Bushing	2
5	12019-315	Tee Street	2
6	12019-420	Elbow Male	3
7	12019-419	Elbow Male Parker 269NTA-6-6	1
8	1219-215	Pipe Plug	1
9	1219-43	Bushing Pipe	3
10	12019-394	CONN. Parker 68NTA-4-2 (Manual)	2
	12019-394	CONN. Parker 68NTA-4-2 (AUTO)	4
11	1219-55	Tee Street 2225P-2 (Manual)	3
	1219-55	Tee Street 2225P-2 (AUTO)	4
12	12019-404	Elbow Male 269NTA-4-2 (Manual)	2
	12019-404	Elbow Male 269NTA-4-2 (AUTO)	1
13	445 1074	Switch Stop Light	2
14	1219-29	Elbow Park 2202B-4-4	1
15	1223-450	SW Press 3 Terminal 4 PSI	1
16	1219-4	Street Elbow (Manual)	1
	1219-4	Street Elbow (AUTO)	2
17	1219-52	Adapter 222P-4-2	1
18	MK80048-05	Plug Hollow HEX	4
19	1219-99	Nipple Close	1
20	1219-134	Coupler	1

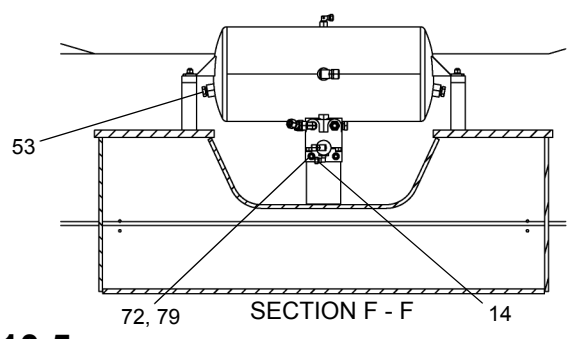
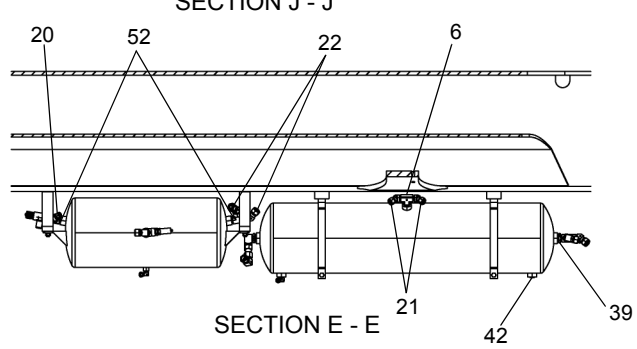
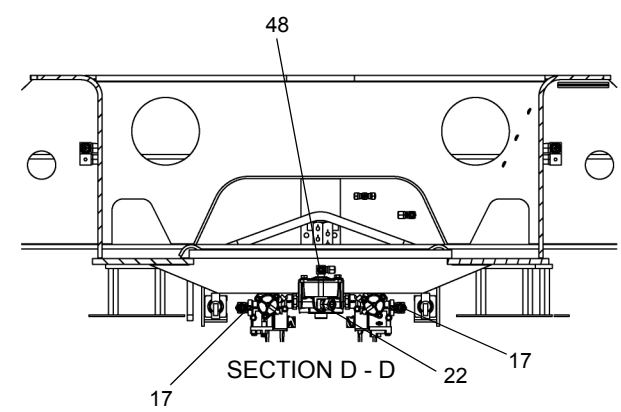
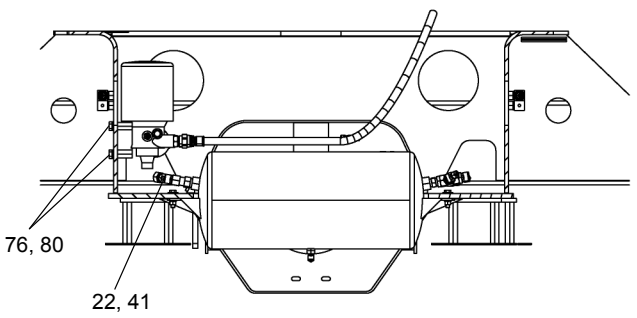
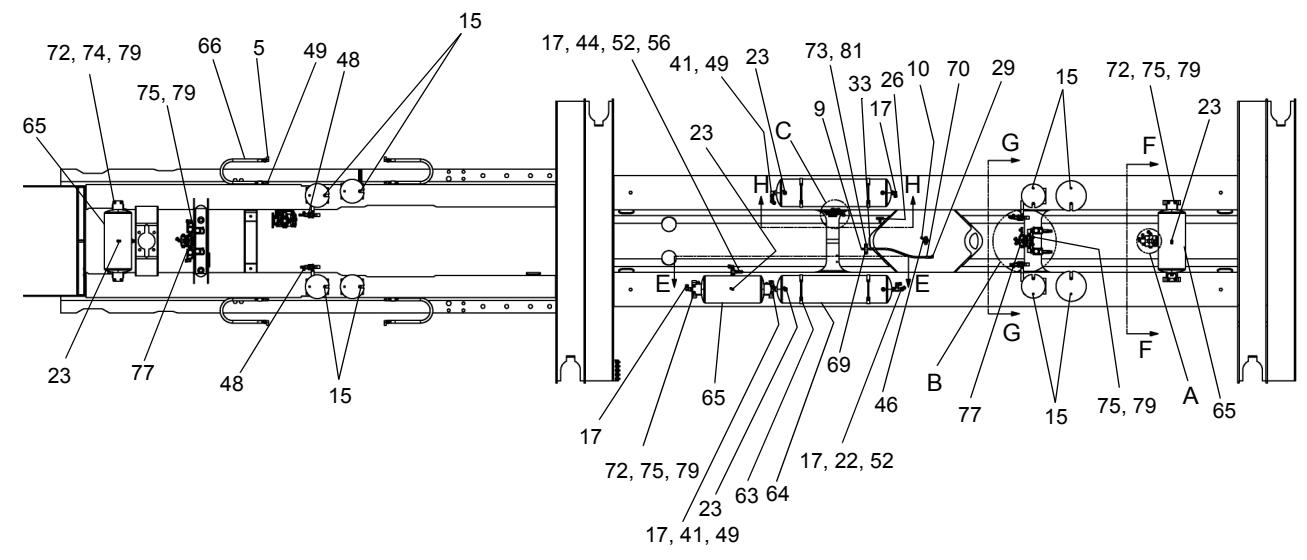
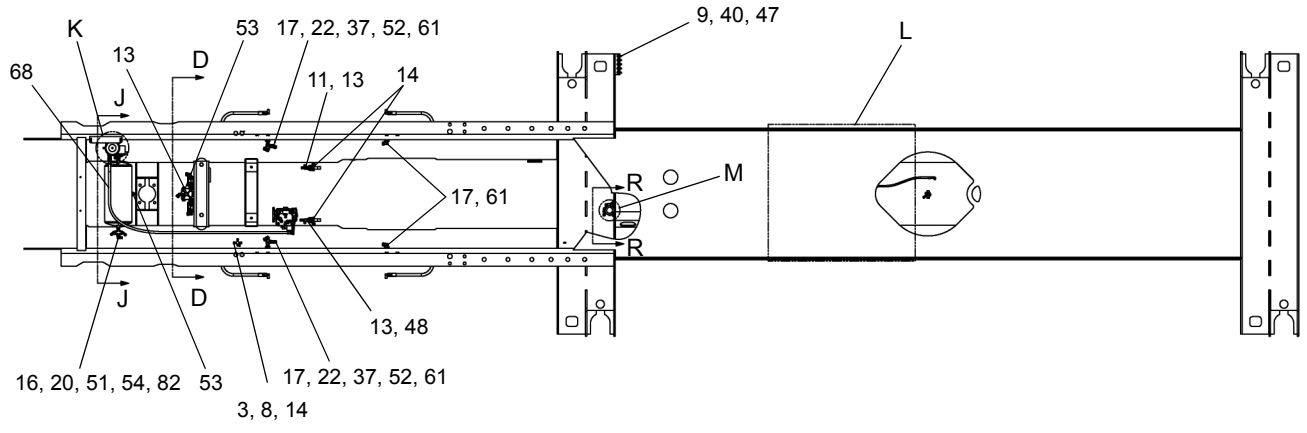
WHEN ORDERING PARTS, SPECIFY MODEL NUMBER, SERIAL NUMBER AND DESCRIPTION OF PARTS REQUIRED



BRAKE ASSEMBLY

DATE: Released 05-2013
 MODEL: T780
 PAGE 10.1

GROUP
10



SEE PAGE 10.5

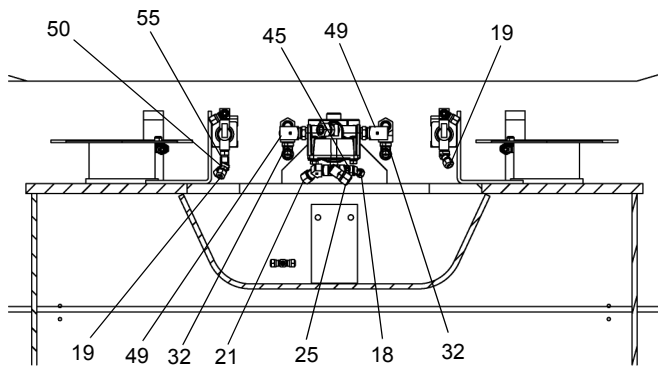
WHEN ORDERING PARTS, SPECIFY MODEL NUMBER, SERIAL NUMBER AND DESCRIPTION OF PARTS REQUIRED



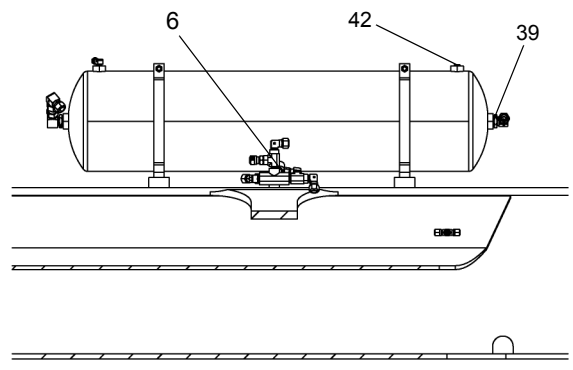
AIR COMPONENT ASSEMBLY

DATE: Released 05-2013
 MODEL: T780
 PAGE 10.2

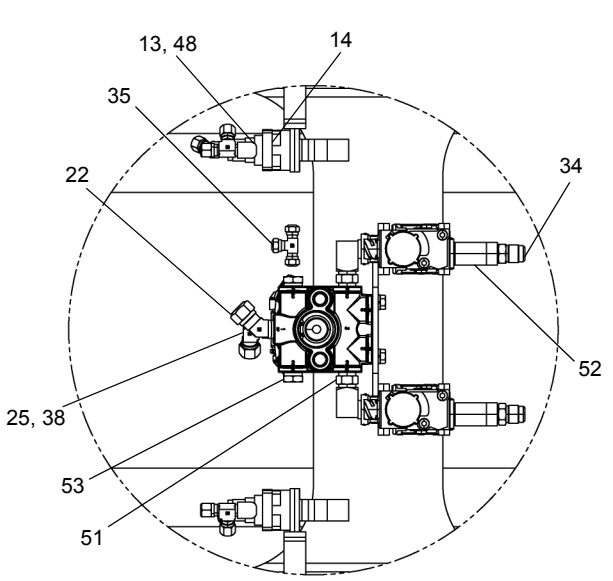
GROUP
10



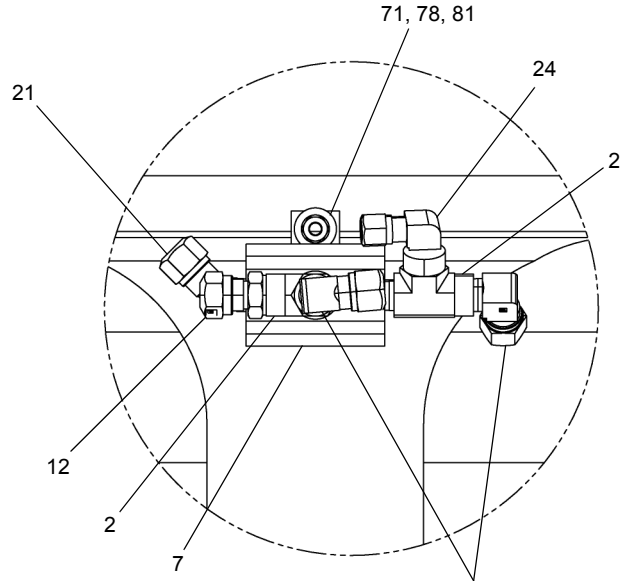
SECTION G - G



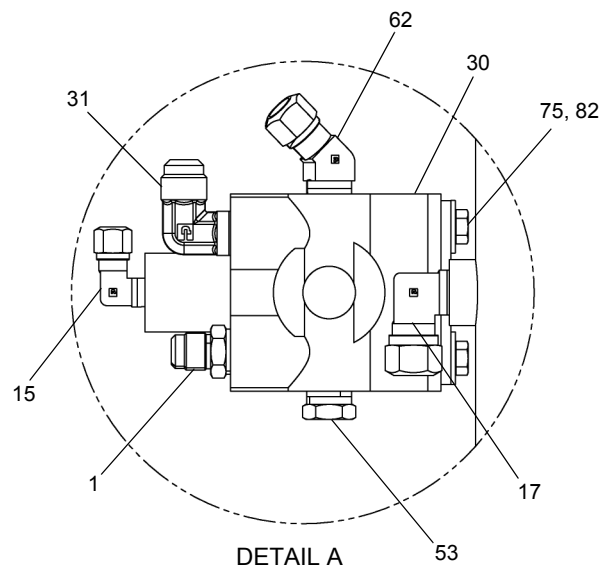
SECTION H - H



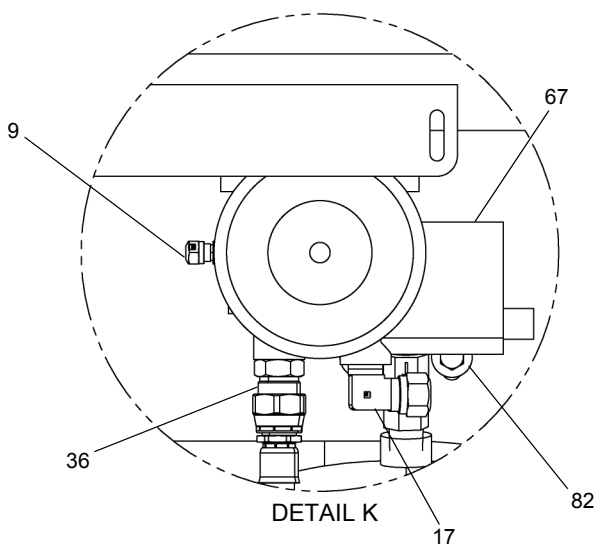
DETAIL B



DETAIL C



DETAIL A



DETAIL K

SEE PAGE 10.5

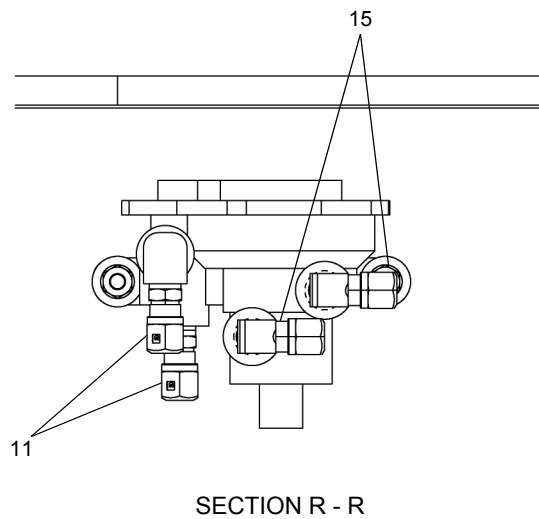
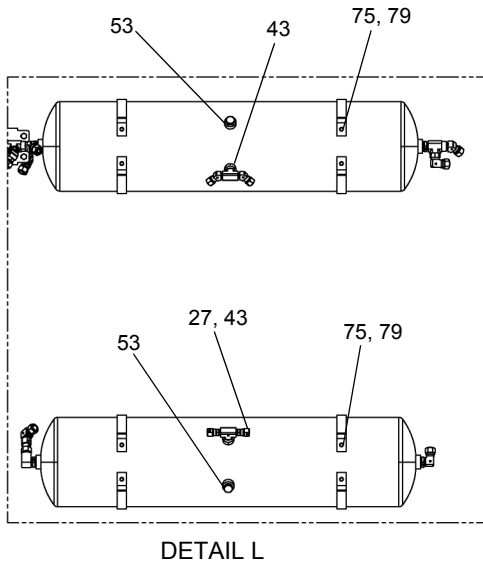
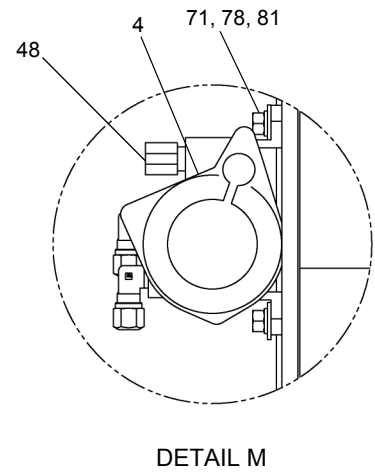
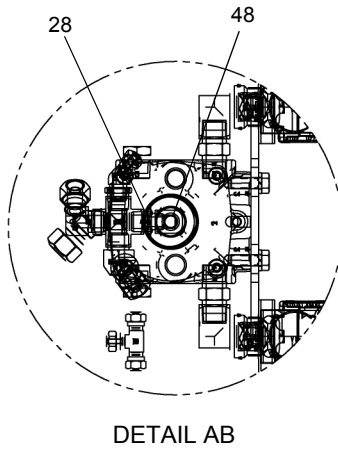
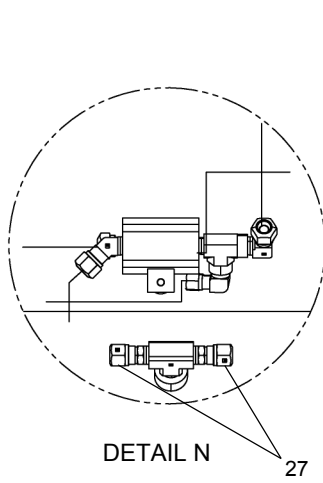
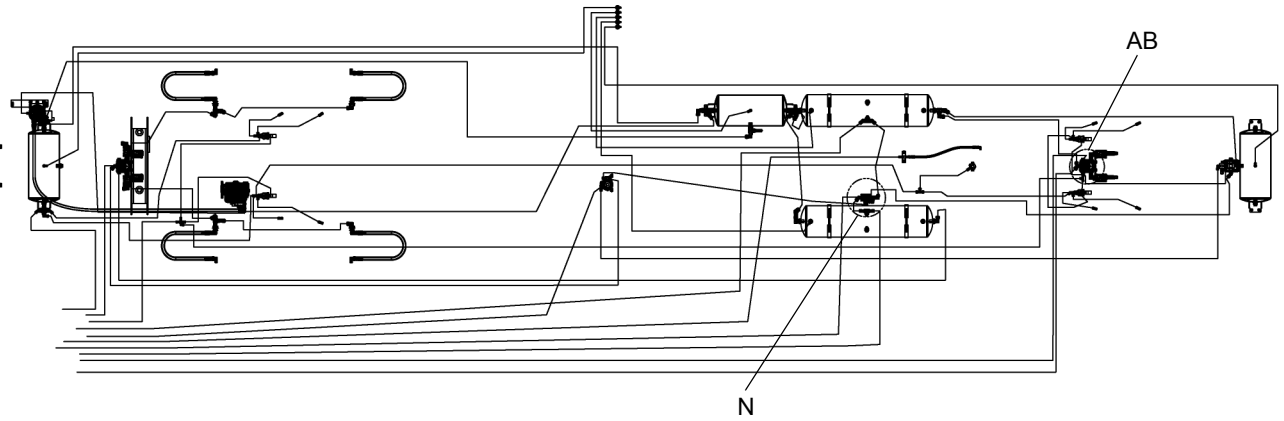
WHEN ORDERING PARTS, SPECIFY MODEL NUMBER, SERIAL NUMBER AND DESCRIPTION OF PARTS REQUIRED



AIR COMPONENT ASSEMBLY

DATE: Released 05-2013
MODEL: T780
PAGE 10.3

GROUP
10



SEE PAGE 10.5

WHEN ORDERING PARTS, SPECIFY MODEL NUMBER, SERIAL NUMBER AND DESCRIPTION OF PARTS REQUIRED



AIR COMPONENT ASSEMBLY

DATE: Released 05-2013
 MODEL: T780
 PAGE 10.4

GROUP
10

SEE PAGES 10.2, 10.3 & 10.4

REF	PART NO.	DESCRIPTION	QTY	REF	PART NO.	DESCRIPTION	QTY
T116822 (Rev A) <i>Air Components Assembly</i>							
1	12019-191	Adapter 1/2" M SAE 1/2" M NPT.....	1	47	1219-217	BPD-Drain Cock.....	5
2	12019-235	Adapter.....	2	48	1219-29	Elbow.....	8
3	12019-300	Cross.....	1	49	1219-333	Elbow.....	8
4	12019-306	Valve.....	1	50	1219-516	Tee.....	1
5	12019-314	Elbow 5/8" M SAE 3/8" M NPT.....	4	51	1219-816	3/4MNPT X 1/4FNPT Reducer.....	3
6	12019-315	Tee.....	2	52	1219-850	Tee 1/2" MFF NPT.....	8
7	12019-317	Valve.....	1	53	1219-9	Plug 1/2" M NPT.....	10
8	12019-394	Adapter.....	3	54	1219-939	3/4MNPT X 1/4FNPT Reducer.....	1
9	12019-395	BPD-Connector.....	7	55	1219-954	Nipple, 1/4MPT.....	1
10	12019-396	Connector, Male.....	1	56	1219-97	Bushing.....	1
11	12019-397	Connector.....	3	57*	12202-1	Tubing, 1/4" Black.....	2394
12	12019-398	BPD-Connector.....	1	58*	12203-1	Tubing, 3/8" Black.....	2189
13	12019-402	Tee.....	6	59*	12204-1	Tubing, 1/2" Black.....	1277
14	12019-404	Elbow 1/8" M NPT 1/4" Tube.....	6	60*	12205-1	Tubing, 5/8" Black.....	1390
15	12019-406	Elbow 1/4" M NPT 3/8" Tube.....	11	61	362-3648	BPD-1/2 Anchor Coupling.....	4
16	12019-407	BPD-Male Elbow.....	1	62	365-0018	Elbow 45 1/2" M NPT 1/2" Tube.....	1
17	12019-409	BPD-Male Elbow.....	14	63	44371	Bracket.....	4
18	12019-411	Elbow 45 1/4" M NPT 1/4" Tube.....	1	64	48023	Tank, Air.....	2
19	12019-413	Elbow, 45°.....	3	65	52239	Tank, Air.....	3
20	12019-415	BPD-45° Elbow.....	3	66	707A7485	Hose.....	4
21	12019-416	Elbow 45 3/8" M NPT 1/2" Tube.....	4	67	712-0150	Air Dryer.....	1
22	12019-417	Elbow 45 1/2" M NPT 5/8" Tube.....	8	68	722-0111-100	Hose, Air Dryer.....	1
23	12019-418	BPD-Male Elbow.....	5	69	A32569-1	Blcok.....	1
24	12019-419	Elbow.....	1	70	A52578	Hose Assembly.....	1
25	12019-420	Elbow 3/8" M NPT 1/2" Tube.....	3	71	N04-312C000-25	Nut, HEX 0.3125-18, ST Z GR5.....	3
26	12019-436	Tee, Union.....	1	72	N04-375C000-25	Nut, HEX 0.375-16, ST Z GR5.....	14
27	12019-442	Connector.....	2	73	NYL-312C000-25	Nut, HEX NYL-INS 0.312-18, ST Z G5.....	2
28	12019-461	Nipple 1/4" M NPT 3/8" M NPT.....	1	74	S01-375CA00-25	SCR, HHCS 0.375-16X1.50, ST Z GR5.....	4
29	12019-53	Adapter.....	1	75	SHF-375CA00-25	SCR, HHCS FT 0.375-16X1.00, ST Z G5.....	22
30	12019-533	Valve-Relay R-14.....	1	76	SHF-500CA25-25	SCR, HHCS FT 0.50-13X1.25, ST Z G5.....	3
31	12019-57	Elbow 1/2" M SAE 1/2" M NPT.....	1	77	T112833	Valve, ABS Air Brake R12.....	2
32	12019-58	Elbow 5/8" M SAE 1/2" M NPT.....	2	78	W07-312X000-20	WSH, LCK, MED SPLT 0.3125, ST Z.....	3
33	12019-60	Adapter.....	1	79	W07-375X000-20	WSH, LCK, MED SPLT 0.375, ST Z.....	26
34	12019-64	Adapter.....	2	80	W07-500X000-20	WSH, LCK, MED SPLT 0.375, ST Z.....	3
35	12019-694	Tee, Union.....	1	81	WAW-31WX000-20	WSH, FL TYPA-WID 0.125, ST Z.....	5
36	12019-697	Adapter.....	1	82	WAW-37WX000-20	WSH, FL TYPA-WID 0.375, ST Z.....	6
37	12019-705	Elbow.....	2				
38	12019-712	Cross 3/8" F NPT.....	1				
39	12019-90	Bushing.....	4				
40	12019-905	Coupling, Bulkhead.....	5				
41	12019-96	Valve, Air.....	3				
42	1219-120	Plug.....	2				
43	1219-191	Nipple.....	2				
44	1219-213	Valve, Air.....	1				
45	1219-214	Bushing 3/8" M NPT 1/4" NPT.....	1				
46	1219-215	Plug.....	1				

* ITEMS 57, 58, 59 & 60 ARE NOT SHOWN IN THE ILLUSTRATION

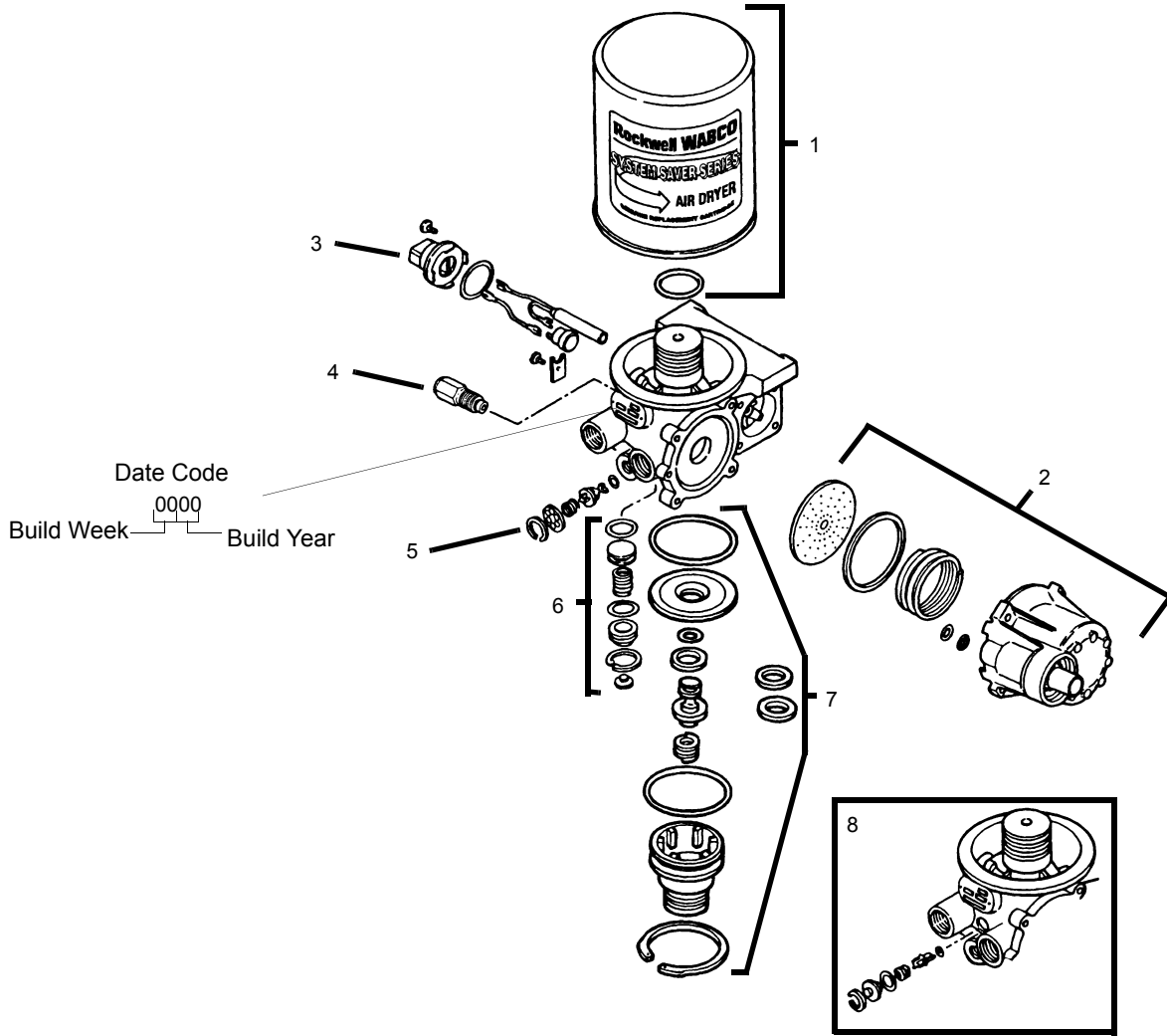
WHEN ORDERING PARTS, SPECIFY MODEL NUMBER, SERIAL NUMBER AND DESCRIPTION OF PARTS REQUIRED



AIR COMPONENT ASSEMBLY

DATE: Released 05-2013
MODEL: T780
PAGE 10.5

GROUP
10



REF	PART NO.	DESCRIPTION	QTY
	712 0510	Dryer, Air (Rockwell WABCO System Saver 1200)	
1	215266	Desiccant Cartridge Kit.....	1
2	215267	Regeneration Valve Kit (Date Code ≥ 2295).....	1
	215268	Regeneration Valve Kit (Date Code < 2295).....	1
3	215269	Heater Kit 12 V (Date Code ≥ 0994).....	1
	215270	Heater Kit 12 V (Date Code < 0994).....	1
4	215271	Pressure Relief Valve Kit.....	1
5	215272	Outlet Check Valve Kit.....	1
6	215273	Turbo Cut-Off Valve Kit.....	1
7	215274	Purge Valve Kit.....	1
8	215275	Bypass Valve Kit (Date Code < 0894).....	1
		(Date Codes ≥ 0894 Do Not Use Bypass Valve)	

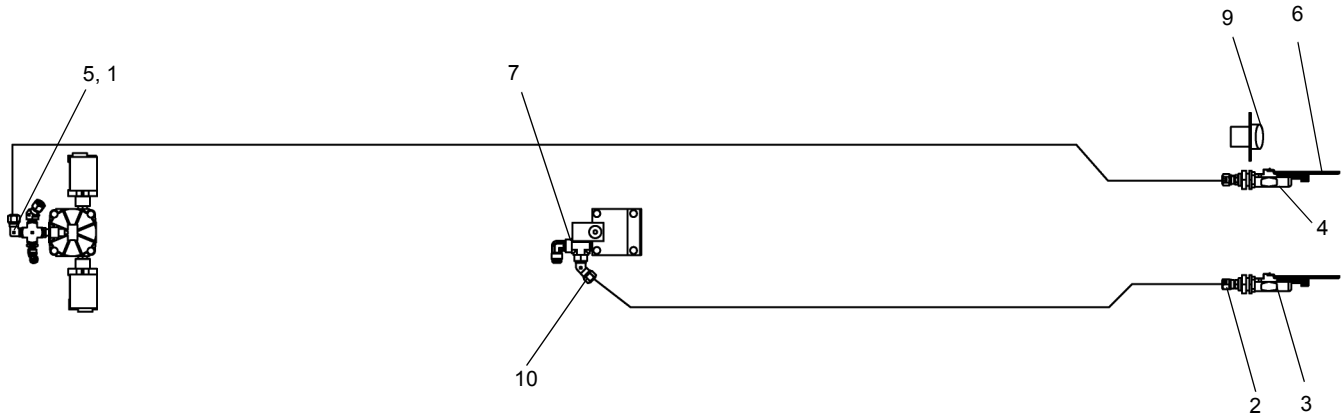
WHEN ORDERING PARTS, SPECIFY MODEL NUMBER, SERIAL NUMBER AND DESCRIPTION OF PARTS REQUIRED



AIR SYSTEM AIR DRYER

DATE: Revised 08-2004
MODEL: T780
PAGE 10.6

GROUP
10



REF	PART NO.	DESCRIPTION	QTY
	T103931-2 (Rev A) <i>Air COMP. Boom DOLLY</i>		
1	12019-420	Elbow 3/8" M NPT 1/2" Tube.....	1
2	12019-442	Connector.....	2
3	12019-709	Glad Hand, Emergency.....	1
4	12019-710	Glad Hand, Service.....	1
5	12019-712	Cross 3/8" F NPT.....	1
6	12019-797	Dummy Coupling.....	2
7	1219-850	Tee, 1/2" MFF NPT.....	1
8*	12204-1	Tube, 1/2" Black.....	180
9	1223-926	Socket, 7Pin.....	1
10	365-0018	Elbow 45 1/2" M NPT 1/2" Tube.....	1

* ITEM 8 IS NOT SHOWN IN THE ILLUSTRATION

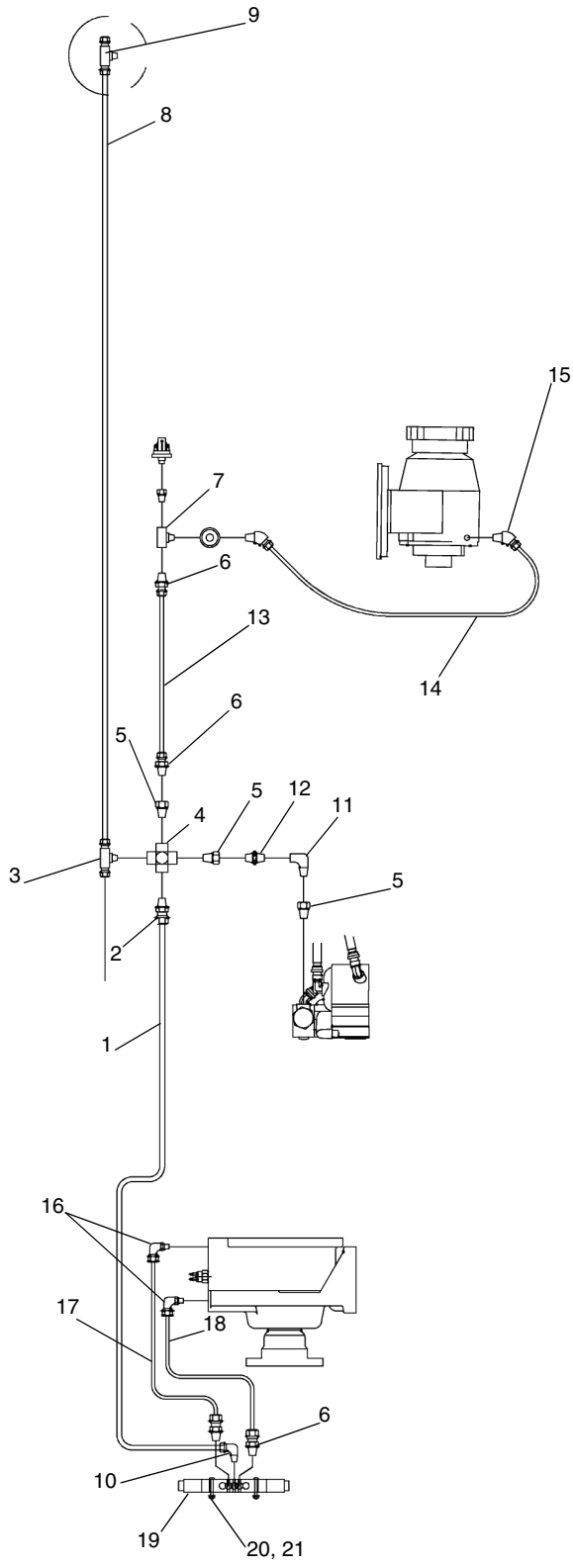
WHEN ORDERING PARTS, SPECIFY MODEL NUMBER, SERIAL NUMBER AND DESCRIPTION OF PARTS REQUIRED



AIR ASSY, BOOM DOOLY

DATE: Released 05-2013
 MODEL: T780
 PAGE 10.7

GROUP
10



REF	PART NO.	DESCRIPTION	QTY
718A0490-3 (Rev U) <i>Air Components Assembly</i>			
1	12203-60	3/8 Tube	1
2	12019-398	3/8 MPT X 3/8 Tube STR	1
3	12019-402	1/4 MPT X 3/8 Tube Branch Tee ...	1
4	12019-712	3/8 FPT Cross	1
5	1219-214	1/4 FPT X 3/8 MPT Bushing	3
6	12019-395	1/4MPT X 1/4 Tube STR	4
7	1219-610	1/4 MPT X 1/4 FPT Branch Tee	1
8	12203-84	3/8 Tube	1
9	12019-607	1/4 MPT X 3/8 Tube Branch Tee ...	1
10	12019-406	1/4 MPT X 3/8 Tube 90°	1
11	1219-29	1/4 MPT X 1/4 FPT 90°	1
12	1219-954	1/4 MPT X 1/4 MPT Nipple STR	1
13	12202-40	1/4 Tube	1
14	12202-19	1/4 Tube	1
15	12019-410	1/8 MPT X 1/4 Tube 45°	1
16	12019-816	#4 ORB X 1/4 Tube 90°	2
17	12202-23	1/4 Tube	1
18	12202-23	1/4 Tube	1
19	712 0120	Valve, Air	1
20	1233-79	Machine Screw, #8-32 x 1.50	3
21	1205-238	Nut, Lock, #8-32	3

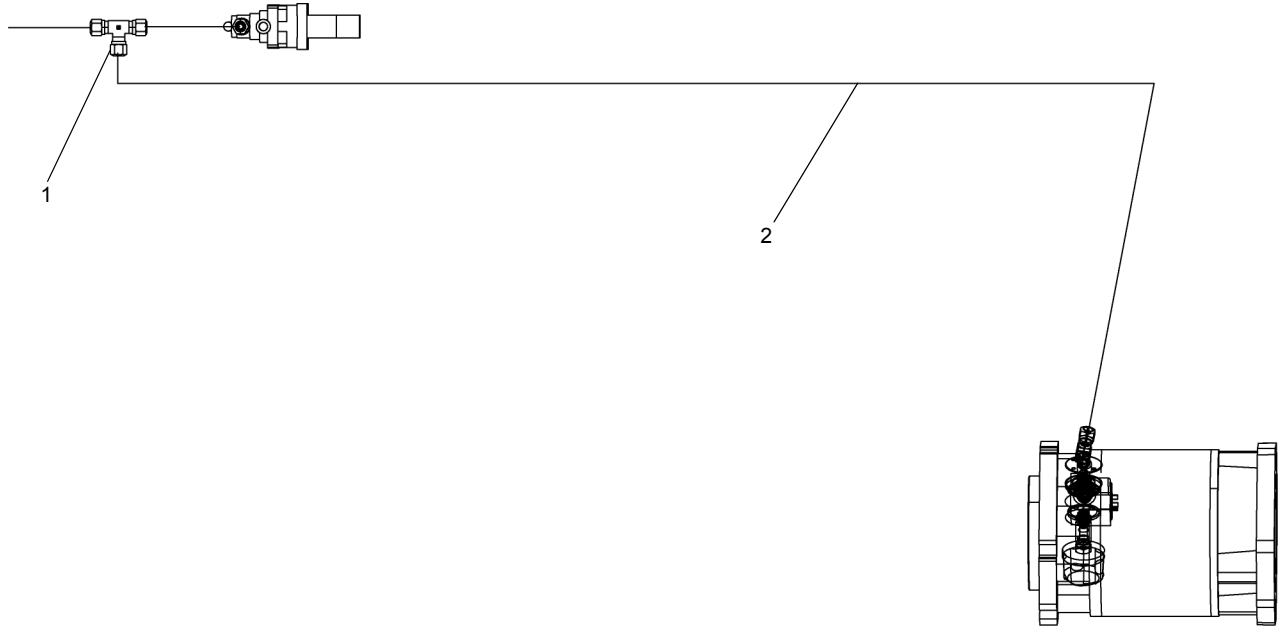
WHEN ORDERING PARTS, SPECIFY MODEL NUMBER, SERIAL NUMBER AND DESCRIPTION OF PARTS REQUIRED



AIR COMPONENTS ASSEMBLY

DATE: Revised 12-2014
 MODEL: T780
 PAGE 10.8

GROUP
10



<u>REF</u>	<u>PART NO.</u>	<u>DESCRIPTION</u>	<u>QTY</u>
	T103931-4 (Rev A)	<i>Air COMP. Manual TRANS</i>	
1	12019-436	Tee, Union	1
2	12203-1	Tubing, -6, Black	50"

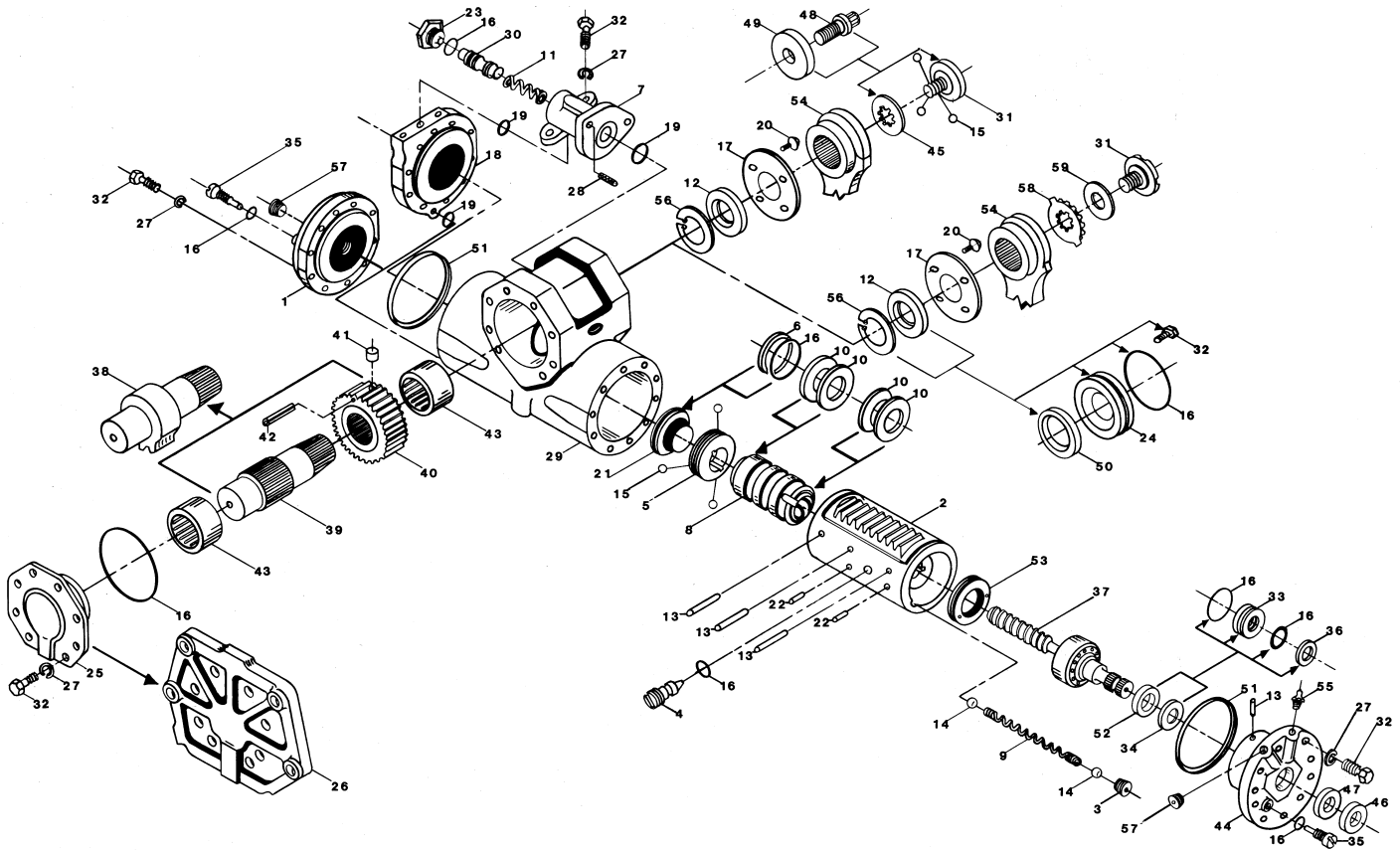
WHEN ORDERING PARTS, SPECIFY MODEL NUMBER, SERIAL NUMBER AND DESCRIPTION OF PARTS REQUIRED



**AIR COMPONENT MANUAL
TRANS, DOMESTIC**

DATE: Released 05-2013
 MODEL: T780
 PAGE 10.9

**GROUP
10**



REF	PART NO.	DESCRIPTION	QTY	REF	PART NO.	DESCRIPTION	QTY
717 1224 (Rev 00) <i>Steering Box, Master</i>							
1	NSS	Cylinder Head		31	NSS	Retainer	
2	NSS	Piston		32	NSS	Hex Head Bolts	
3	NSS	Valve Seat (Plunger)		33	NSS	Retainer Hi-Press. Seal	
4	NSS	Valve Positioning Pin		34	NSS	Hi-Press. Seal Back-Up Washer	
5	NSS	Valve Adjusting Nut		35	NSS	Plunger	
6	NSS	Teflon Ring		36	NSS	Teflon Ring Hi-Press. Seal	
7	NSS	Valve Body, OPT. Press. Relief		37	NSS	Actuating Shaft / BRG. ASSY	
8	NSS	Valve		38	NSS	Sector Shaft	
9	NSS	Spring, Plunger Relief		39	NSS	Output Shaft	
10	NSS	Reversing Springs		40	NSS	Pinion	
11	NSS	Spring, Optional Press. Relief		41	NSS	Gear Retaining Pin	
12	NSS	Oil Seal (Lip Type)		42	NSS	Rollpin	
13	NSS	Pin, Locking		43	NSS	Roller Bearing	
14	NSS	Ball, Plunger Relief		44	NSS	Bearing Cap	
15	NSS	Ball, Nylon		45	NSS	Washer	
16	NSS	O-Ring		46	NSS	Salt Seal	
17	NSS	Seal Retainer		47	NSS	Dirt Seal	
18	NSS	CYL. HD. OPT. Press. Relief		48	NSS	Special P. Arm Retention Bolt	
19	NSS	Tetra Seal OPT. Press. REL.		49	NSS	Washer P. Arm Retention	
20	NSS	Capscrew (Button Head)		50	NSS	Oil Seal, QUAD-O-DYN	
21	NSS	Piston Plug		51	NSS	Seal Ring Brg. Cap & CYL. HD.	
22	NSS	Knurled Plug		52	NSS	Hi-Pressure Oil Seal	
23	NSS	Plug, Optional Pressure Rel.		53	NSS	Bearing Retaining Nut	
24	NSS	Seal Retainer		54	NSS	Pitman Arm	
25	NSS	Standard Cover		55	NSS	Grease Fitting	
26	NSS	Mounting Cover		56	NSS	Snap Ring	
27	NSS	Lockwasher		57	NSS	Plug (BRG. Cap & CYL. HD.)	
28	NSS	Screen Press. REL. Valve		58	NSS	Tabwasher	
29	NSS	Housing		59	NSS	Thrust Washer	
30	NSS	Relief Valve Assembly OPT.					

WHEN ORDERING PARTS, SPECIFY MODEL NUMBER, SERIAL NUMBER AND DESCRIPTION OF PARTS REQUIRED



STEERING GEAR MASTER

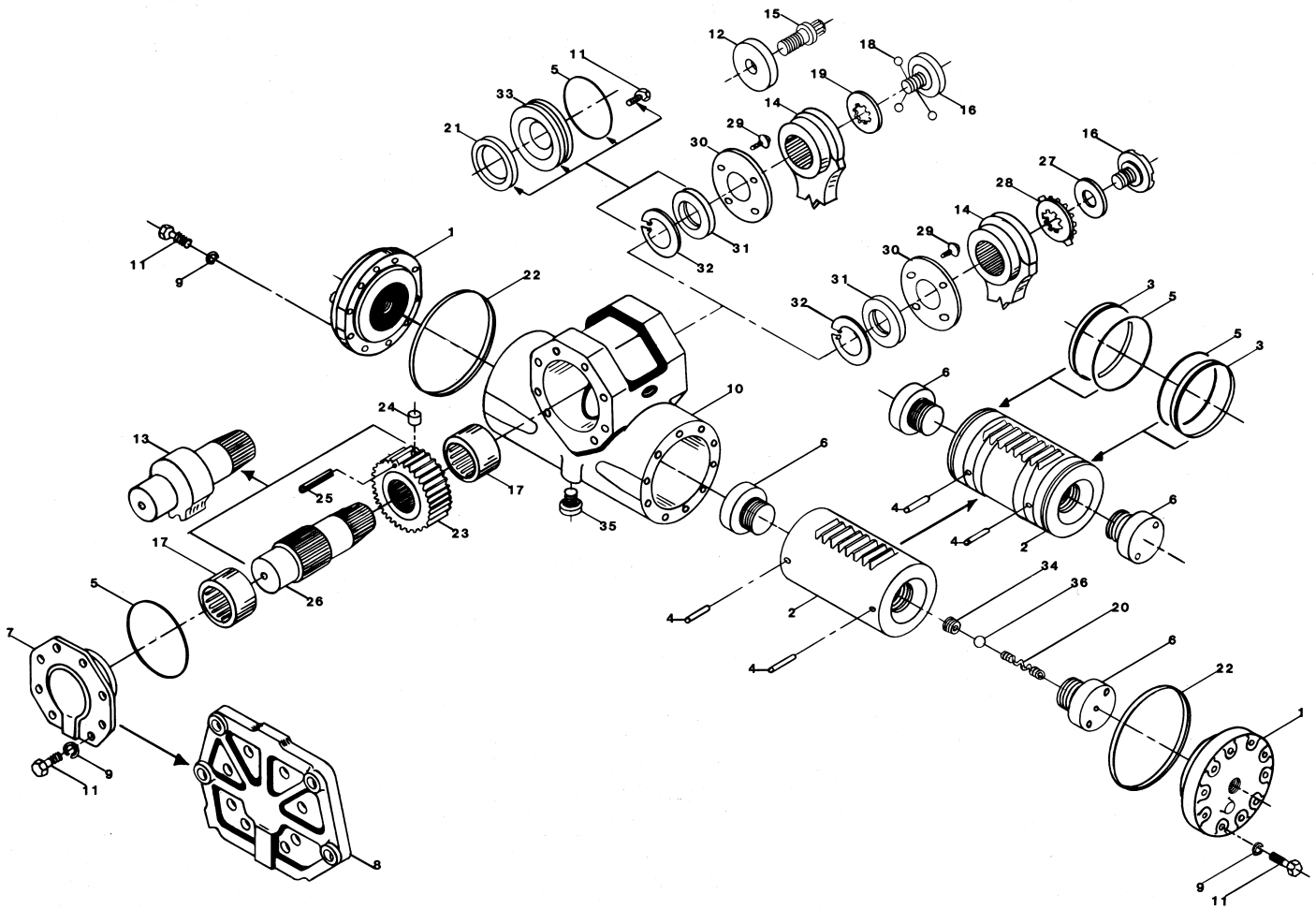
DATE: Revised 08-2004

MODEL: T780

PAGE 11.1

GROUP

11



REF	PART NO.	DESCRIPTION	QTY	REF	PART NO.	DESCRIPTION	QTY
717 1225 (Rev 00) <i>Steering Box, Slave</i>							
1	NSS	CYLinder Head		19	NSS	Washer	
2	NSS	Piston		20	NSS	Spring, Piston Plug	
3	NSS	Teflon Piston Ring		21	NSS	Oil Seal (Quad-O-DYN)	
4	NSS	Pin, Locking		22	NSS	Seal Ring	
5	NSS	O-Ring		23	NSS	Pinion	
6	NSS	Piston Plugs		24	NSS	Gear Retaining Pin	
7	NSS	Standard Cover		25	NSS	Rollpin	
8	NSS	Mounting Cover		26	NSS	Output Shaft	
9	NSS	Lockwasher		27	NSS	Thrust Washer	
10	NSS	Housing		28	NSS	Tab Washer	
11	NSS	HEX Head Bolt		29	NSS	Capscrew (Button Head)	
12	NSS	Washer Pitman Arm Retention		30	NSS	Seal Retainer	
13	NSS	Sector Shaft		31	NSS	Oil Seal (Lip Type)	
14	NSS	Pitman Arm		32	NSS	Snap Ring	
15	NSS	Special P. Arm Retention Bolt		33	NSS	Seal Retainer	
16	NSS	Pitman Arm Retainer		34	NSS	Valve Seat Piston Plug	
17	NSS	Roller Bearing		35	NSS	Plug W/ O-Ring	
18	NSS	Ball Nylon		36	NSS	Ball Piston Plug	

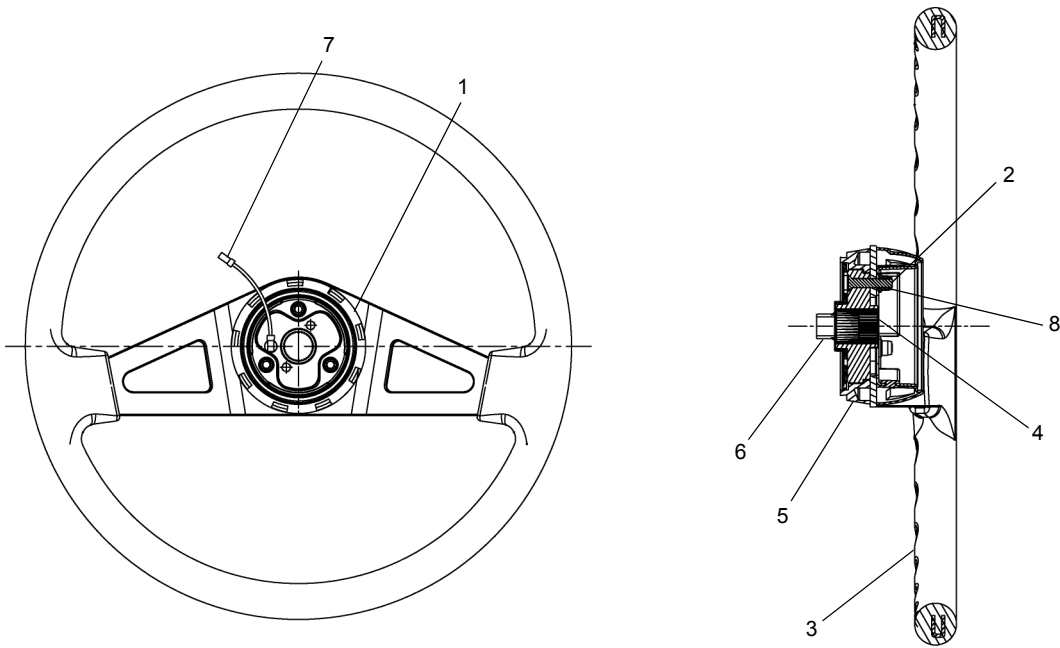
WHEN ORDERING PARTS, SPECIFY MODEL NUMBER, SERIAL NUMBER AND DESCRIPTION OF PARTS REQUIRED



STEERING GEAR SLAVE

DATE: Revised 08-2004
 MODEL: T780
 PAGE 11.2

GROUP
11



<u>REF</u>	<u>PART NO.</u>	<u>DESCRIPTION</u>	<u>QTY</u>
	717 1215	18" Steering Wheel ASSY	
1	225248	Top Center Moulding.....	1
2	225249	HUCK Fastener Pin.....	3
3	225250	18" 2-Spoke WHL., Black Spokes, Molded Rim.....	1
4	225251	Steering WHL. Hub 1" X 36 Splines.....	1
5	225252	Steering WHL. Boot	1
6	225253	Horn/Cancel Plate	1
7	225254	Horn Wire	1
8	225255	Huck Fastener Collar	3

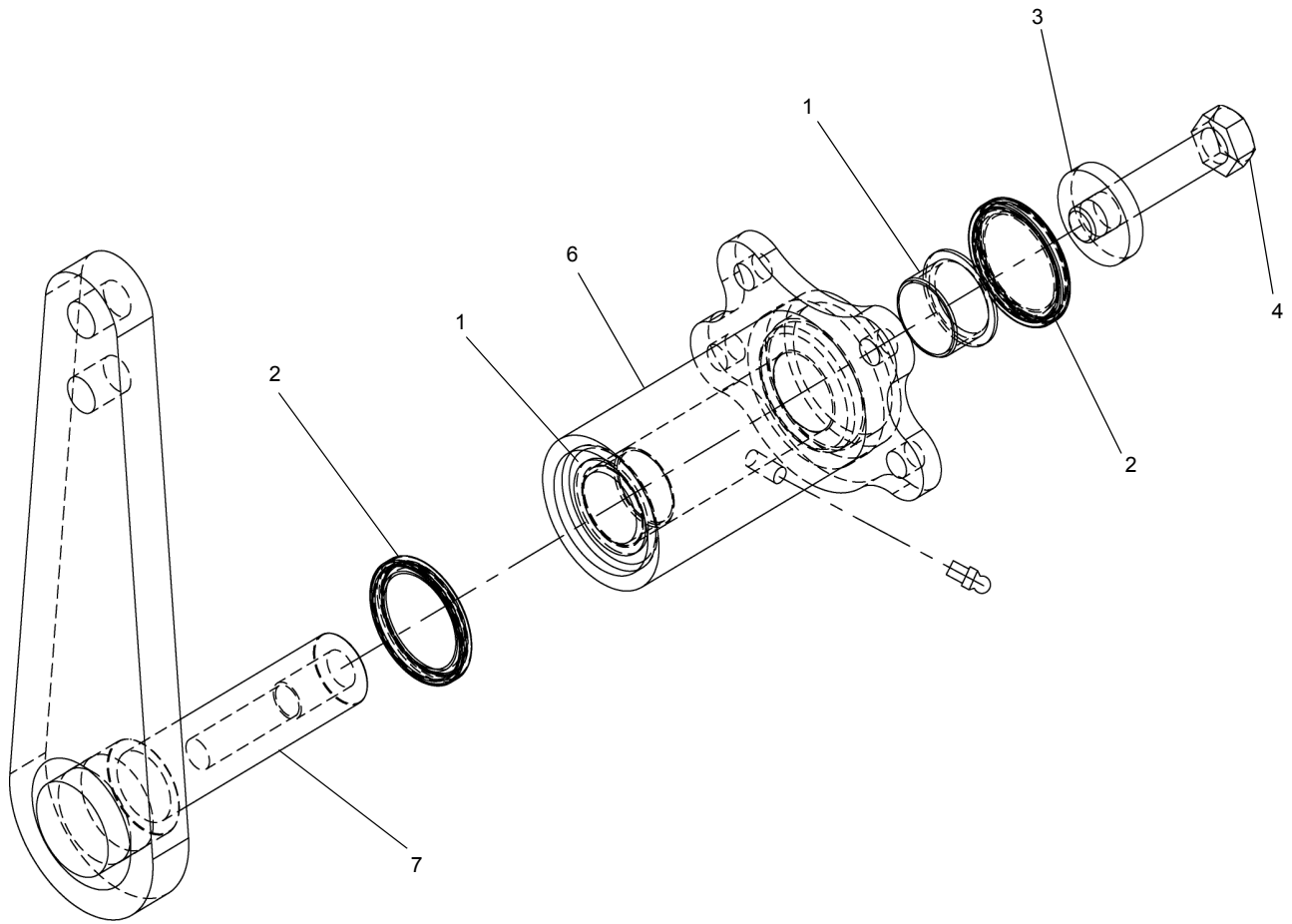
WHEN ORDERING PARTS, SPECIFY MODEL NUMBER, SERIAL NUMBER AND DESCRIPTION OF PARTS REQUIRED



STEERING WHEEL

DATE: Released 05-2013
 MODEL: T780
 PAGE 11.3

GROUP
11



<u>REF</u>	<u>PART NO.</u>	<u>DESCRIPTION</u>	<u>QTY</u>
	717A0851 (Rev 00)	<i>Steering Pivot Assembly</i>	
1	1214-146	Bearing.....	2
2	1218-299	Seal.....	2
3	717 0855	Slug.....	1
4	1242-168	3/4-10 x 3.75 GD.8 Bolt.....	1
5*	1213-1	1/8NPT Greese ZERK STR.....	1
6	717F0852	Housing Weld.....	1
7	717F0854	Arm.....	1

* ITEM 5 IS NOT SHOWN IN THE ILLUSTRATION

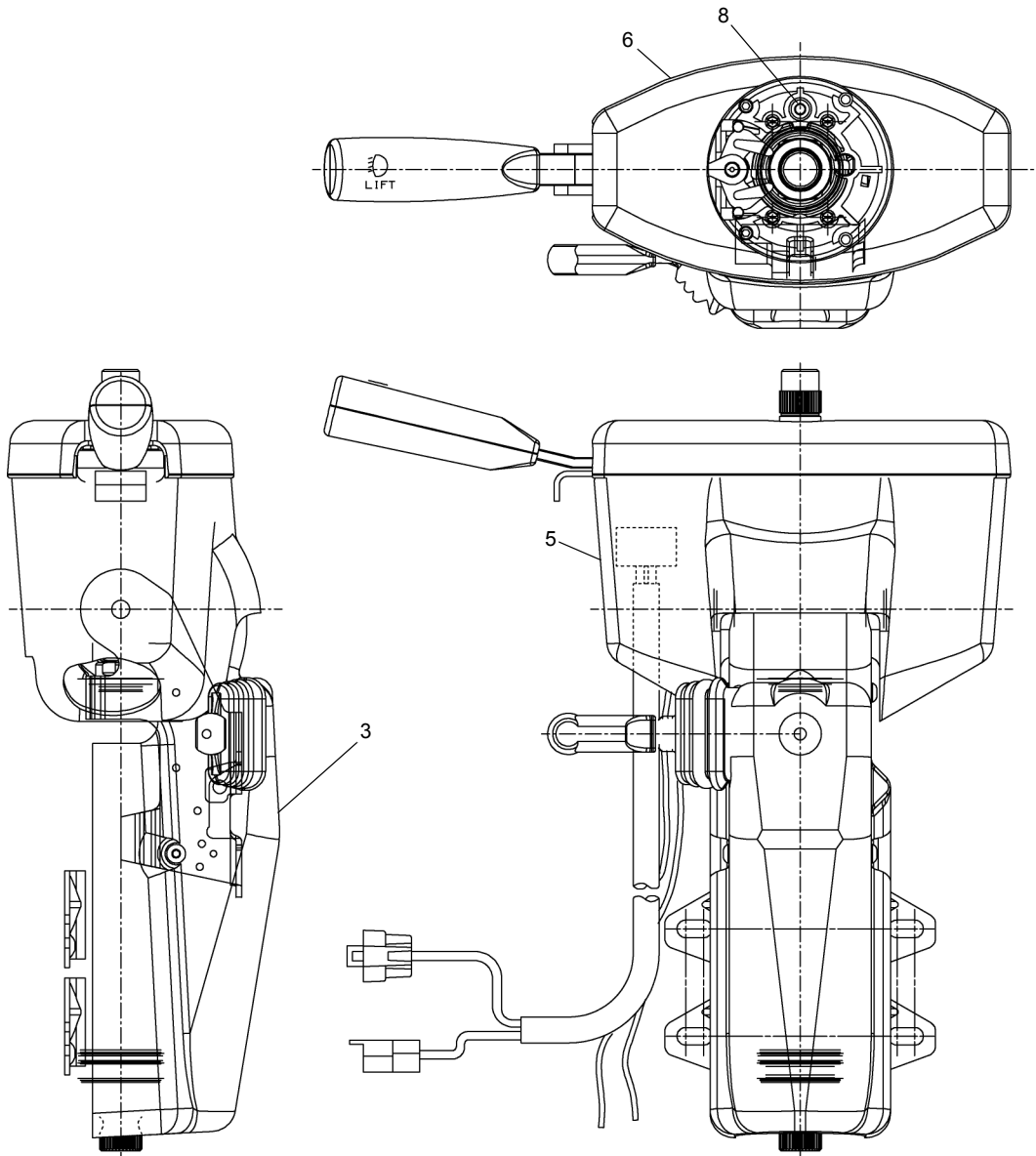
WHEN ORDERING PARTS, SPECIFY MODEL NUMBER, SERIAL NUMBER AND DESCRIPTION OF PARTS REQUIRED



STEERING PIVOT ASSY

DATE: Revised 08-2004
 MODEL: T780
 PAGE 11.4

GROUP
11



REF	PART NO.	DESCRIPTION	QTY
	717 1213 (Rev E)	<i>Tilt Column Assembly</i>	
1*	225983	Tilt Lock Service Assembly.....	1
2*	225984	Actuator Cam Service Assembly.....	1
3	225985	Shroud & Boot Assembly.....	1
4*	225986	Rotating Group Assembly.....	1
5	225987	Upper Shroud.....	1
6	225988	Switch & Shroud Cap Assembly.....	1
7*	225989	Bearing Gasket.....	2
8	225995	Horn Contact Plunger.....	1
9*	225991	Ground Terminal Service Assembly.....	1
10*	225992	Ground Wire Assembly.....	1
11*	225993	Shroud Cap.....	1
12*	225994	Turn Signal Switch.....	1
13*	225990	Actuator Kit.....	1
14*	225996	Bearing Gasket Kit.....	1
15*	225997	Bearing Gasket.....	2

* ITEMS 1, 2, 4, 7 & 9 TO 15 ARE NOT SHOWN IN THE ILLUSTRATION

WHEN ORDERING PARTS, SPECIFY MODEL NUMBER, SERIAL NUMBER AND DESCRIPTION OF PARTS REQUIRED



STEERING COLUMN

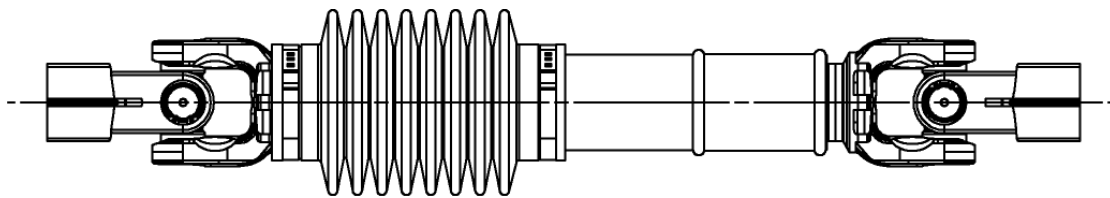
DATE: Revised 05-2013

MODEL: T780

PAGE 11.5

GROUP

11



<u>REF</u>	<u>PART NO.</u>	<u>DESCRIPTION</u>	<u>QTY</u>
	T127250 (Rev A)	Column, Steering Shaft	
1	225981	Bellow Kit	1
2	225982	U-Joint Kit	1

ITEMS 1 & 2 ARE NOT SHOWN IN THE ILLUSTRATION

WHEN ORDERING PARTS, SPECIFY MODEL NUMBER, SERIAL NUMBER AND DESCRIPTION OF PARTS REQUIRED



INTERMEDIATE COLUMN ASSY

DATE: Released 05-2013
MODEL: T780
PAGE 11.6

GROUP
11

<u>REF</u>	<u>PART NO.</u>	<u>DESCRIPTION</u>	<u>QTY</u>
	T122639 (Rev B)	<i>Kit, Remote Steering</i>	
1	T118603	Remote Steering, Actuator ASSY	1
2	T122633	Harness, Lower, Remote Steer.....	1
3	T122634	Valve Transfer ASSY	1
4	T122635	Valve, Solenoid	1
5	T122636	FLOREG Control.....	1
6	T122637	Valve, Air Shuttle	1
7	T122638	Pressure Switch	1
8	T124234	Assembly, Remote Steer Power	1

ITEMS 1 TO 8 ARE NOT ILLUSTRATED.

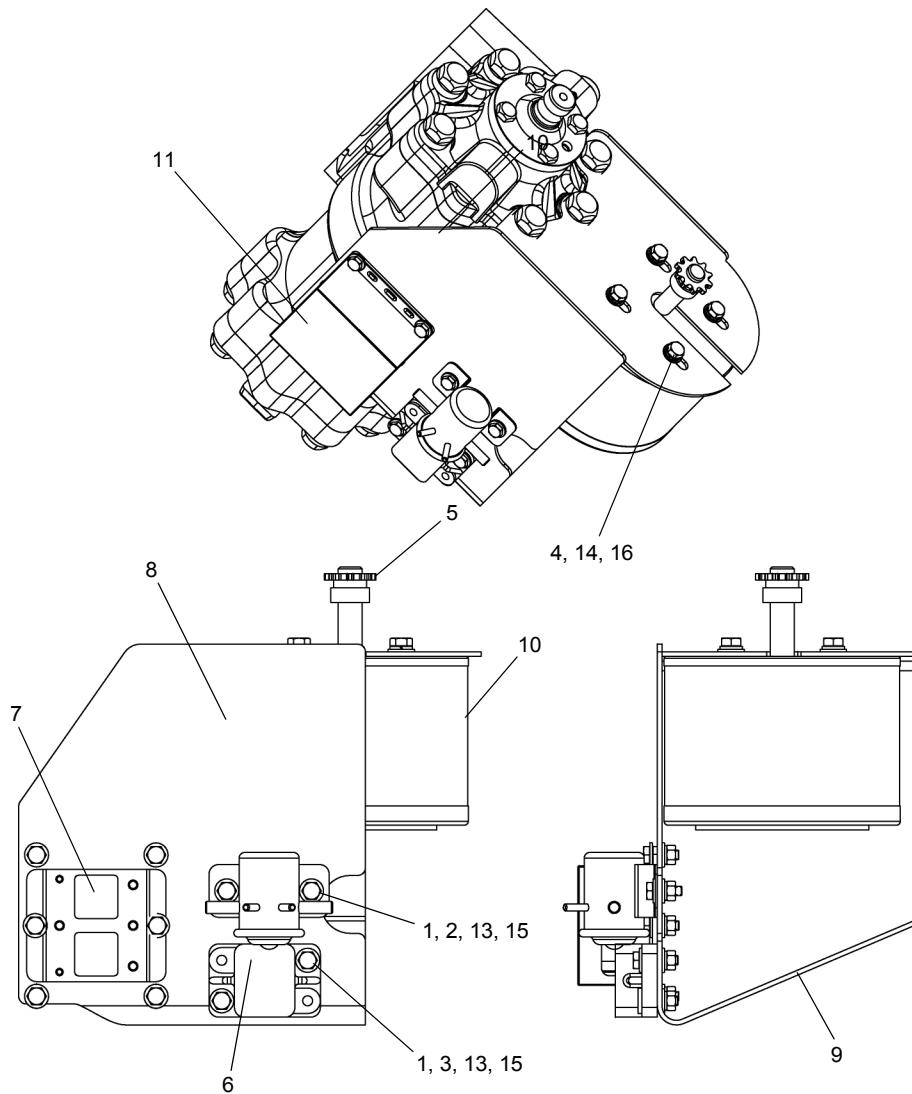
WHEN ORDERING PARTS, SPECIFY MODEL NUMBER, SERIAL NUMBER AND DESCRIPTION OF PARTS REQUIRED



KIT, REMOTE STEERING

DATE: Released 05-2013
MODEL: T780
PAGE 11.7

GROUP
11



REF	PART NO.	DESCRIPTION	QTY	REF	PART NO.	DESCRIPTION	QTY
T118603 (Rev B) Remote Steering, Actuator ASSY							
1	N04-250C000-25	Nut, HEX 0.25-20, ST Z GR5	10	10	T118598	Motor, Electric.....	1
2	SHF-250C750-25	SCR, HHCS FT 0.25-20X0.75,		11	T118599	Cover, Relay Module	1
		ST Z G5	8	12*	T118789	Roller Chain	1
3	SHF-250CA00-25	SCR, HHCS FT 0.25-20X1.00,		13	W07-250X000-20	WSH, LCK, MED SPLT 0.25,	
		ST Z G5	2			ST Z	10
4	SHF-312C750-25	SCR, HHCS FT 0.312-18X0.75,		14	W07-312X000-20	WSH, LCK, MED SPLT 0.3125,	
		STZ G5	4			ST Z	4
5	T118592	Sprocket, 35BS10.....	1	15	WAN-25NX000-20	WSH, FL TYP A-NRW 0.25,	
6	T118594	Circuit Breaker.....	1			ST Z	20
7	T118595	Relay Module, Reversing	1	16	WAN-31NX000-20	WSH, FL TYP A-NRW 0.3125,	
8	T118596	Relay, Solenoid	1			ST Z	4
9	T118597	Bracket Assembly.....	1				

* ITEM 12 IS NOT SHOWN IN THE ILLUSTRATION

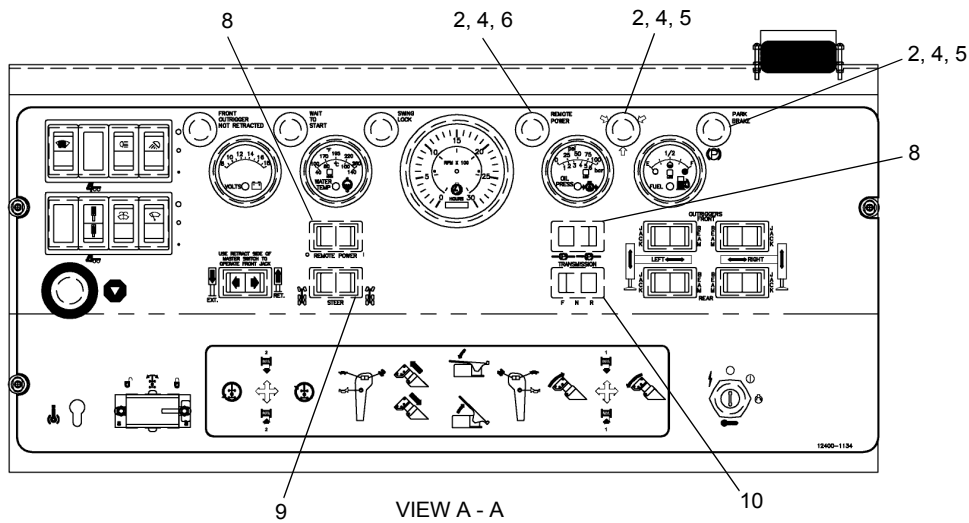
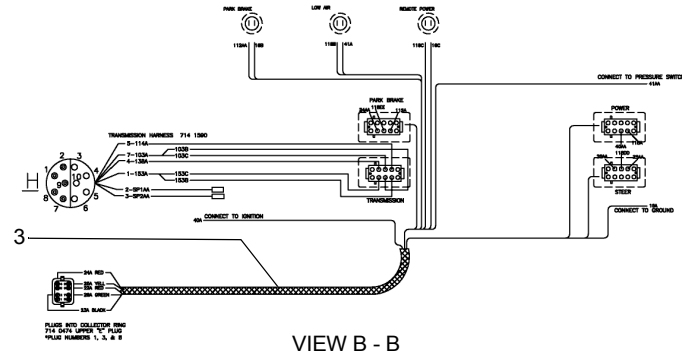
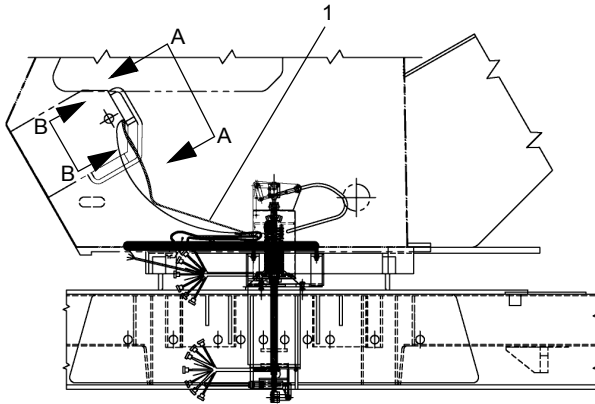
WHEN ORDERING PARTS, SPECIFY MODEL NUMBER, SERIAL NUMBER AND DESCRIPTION OF PARTS REQUIRED



REMOTE STEERING ACTUATOR ASSY

DATE: Revised 10-2014
 MODEL: T780
 PAGE 11.8

GROUP
11



REF	PART NO.	DESCRIPTION	QTY
	714A1592 (Rev B)	Remote Steer Upper Assembly	
1	714 1590	Wire Harness.....	1
2	1223-1020	Socket.....	4
3	714 1622	Harness, Remote Steer	1
4	1223-1021	Lamp.....	4
5	1223-1022	Lens Red	3
6	1223-1023	Lens Green.....	1
7*	1223-662	Circuit Breaker.....	1
8	1223-1036	Rocker Switch.....	2
9	1223-1051	Rocker Switch.....	1
10	1223-1059	Switch.....	1

* ITEM 7 IS NOT SHOWN IN THE ILLUSTRATION

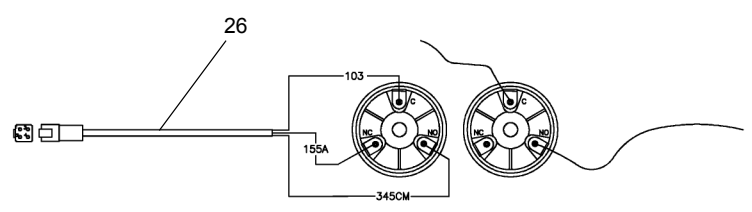
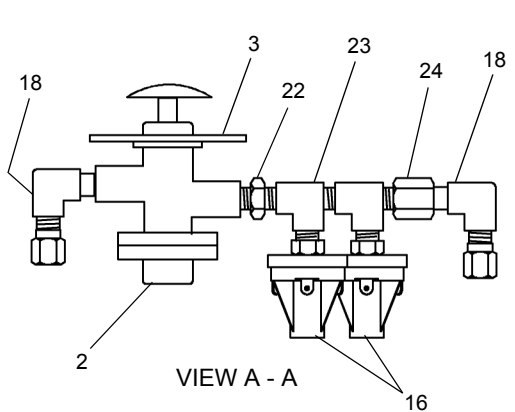
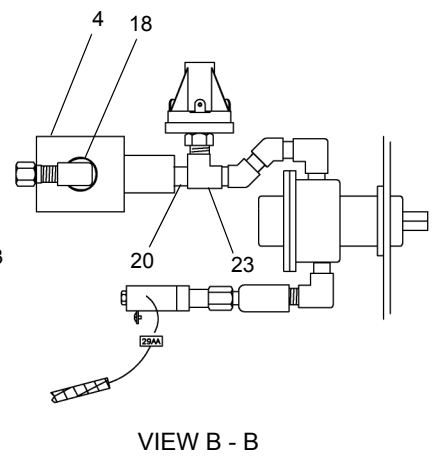
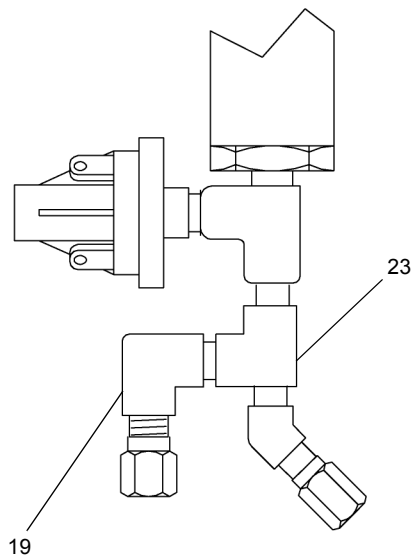
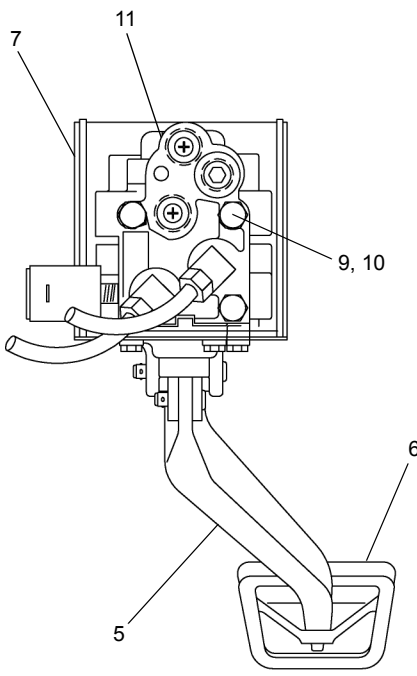
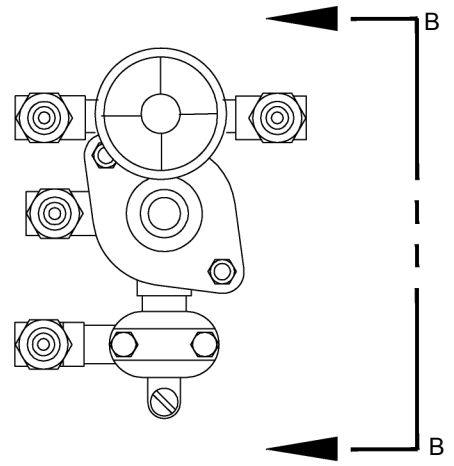
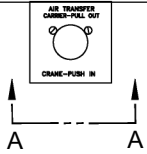
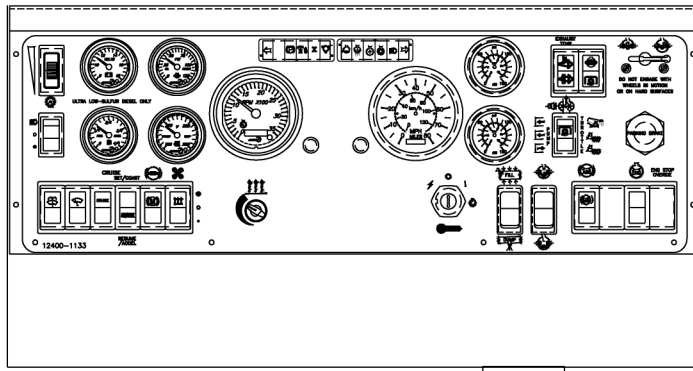
WHEN ORDERING PARTS, SPECIFY MODEL NUMBER, SERIAL NUMBER AND DESCRIPTION OF PARTS REQUIRED



REMOTE CONTROL, UPPER STEER

DATE: Released 05-2013
 MODEL: T780
 PAGE 11.9

GROUP
11



SEE PAGE 11.11

WHEN ORDERING PARTS, SPECIFY MODEL NUMBER, SERIAL NUMBER AND DESCRIPTION OF PARTS REQUIRED



REMOTE STEER, LOWER ASSY

DATE: Revised 10-2014
 MODEL: T780
 PAGE 11.10

GROUP
11

SEE PAGE 11.10

<u>REF</u>	<u>PART NO.</u>	<u>DESCRIPTION</u>	<u>QTY</u>
	T122640 (Rev B)	<i>Remote Steer, Lower ASSY</i>	
1*	T122639	Kit, Remote Steering	1
2	12019-317	Air Valve, WM-80	1
3	708 0026	Bracket	1
4	12019-489	Valve Pilot 250A-3-11-20	1
5	708F2432	Pedal	1
6	1221-19	Pad, Pedal.....	1
7	709F6761	Bracket, Brake.....	1
8*	12019-415	Elbow 45°	4
9	SHF-375CA00-25	HHCS 3/8NC X 1 GR5 Zinc	4
10	W07-375X000-20	Washer Lock 3/8 MED	4
11	445 1075	Valve Air Brake (Allied 1083)	1
12*	T118604	Steering Shaft Assembly.....	1
13*	1206-63	Set Screw.....	1
14*	1214-48	Bushing RBC B-14-L.....	1
15*	12019-414	Elbow 45° #279NTA-6-6.....	2
16	1223-1070	Pressure Switch	2
17*	12019-387	Bulkhead Union #62NBH	1
18	12019-406	Elbow 90° #269NTA.....	4
19	12019-405	Elbow 90°	1
20	1219-99	Nipple Close 215PN-2.....	1
21*	714 1627	Seal, Steering Shaft	1
22	1219-43	Reducer.....	1
23	1219-55	T Fitting	4
24	1219-52	Adapter.....	1
25*	12203-1	3/8" PFT-6B Black Tube.....	72"
26	714 1595	Harness, Remote Brake.....	1

* ITEMS 1, 8, 12, 13, 14, 15, 17, 21 & 25 ARE NOT SHOWN IN THE ILLUSTRATION

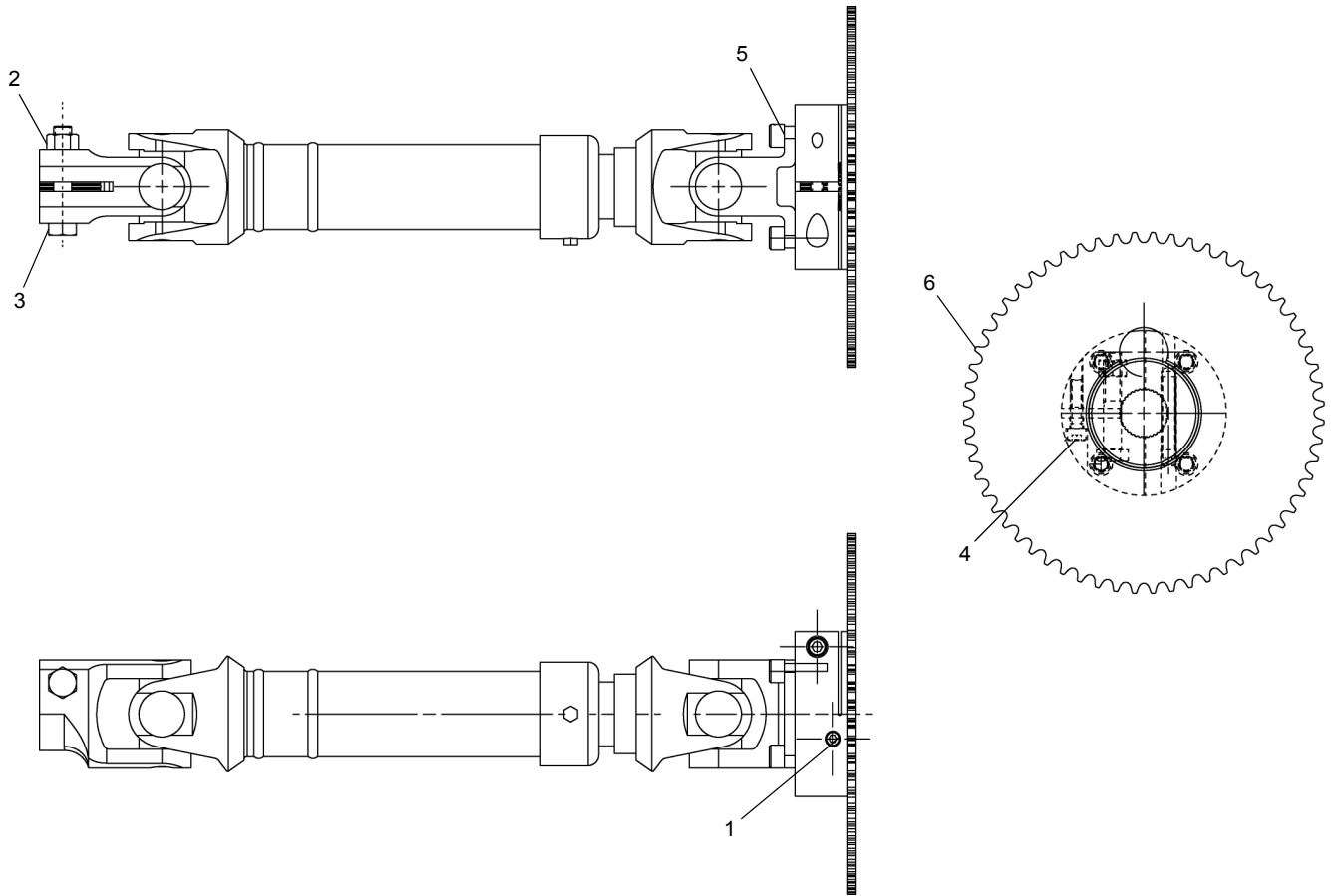
WHEN ORDERING PARTS, SPECIFY MODEL NUMBER, SERIAL NUMBER AND DESCRIPTION OF PARTS REQUIRED



REMOTE STEER, LOWER ASSY

DATE: Revised 10-2014
 MODEL: T780
 PAGE 11.11

GROUP
11



<u>REF</u>	<u>PART NO.</u>	<u>DESCRIPTION</u>	<u>QTY</u>
	T118604 (Rev B)	<i>Steering Shaft Assembly</i>	
1	ASME_B18_3_M_A,	HEX Socket Head Set Screw, Flat Point,	
	0.3125-18X2	Al, 0.3125-18X2	1
2	N04-375C000-25	Nut, HEX 0.375-16, ST Z GR5	1
3	S01-375CB00-25	SCR, HHCS 0.375-16X2.00, ST Z GR5	1
4	S14-250CA00-H2	SCR, SHCS 0.25-20 X 1.00, ST Z	1
5	S14-312F875-H2	SCR, SHCS 0.3125-24X0.875, ST Z	4
6	T118593	Sprocket Assembly	1

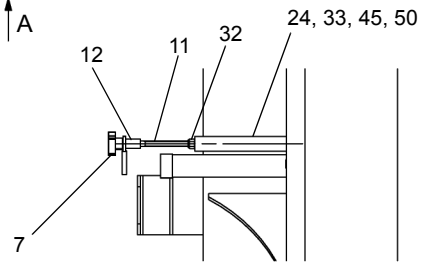
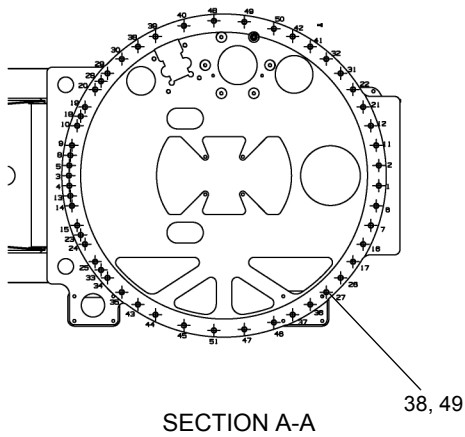
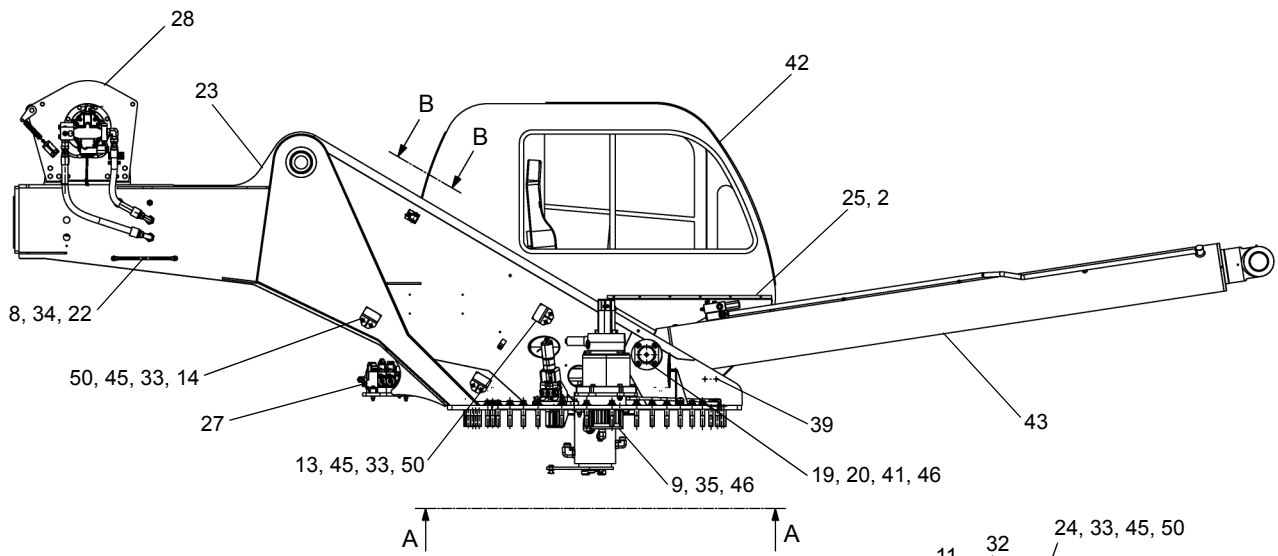
WHEN ORDERING PARTS, SPECIFY MODEL NUMBER, SERIAL NUMBER AND DESCRIPTION OF PARTS REQUIRED



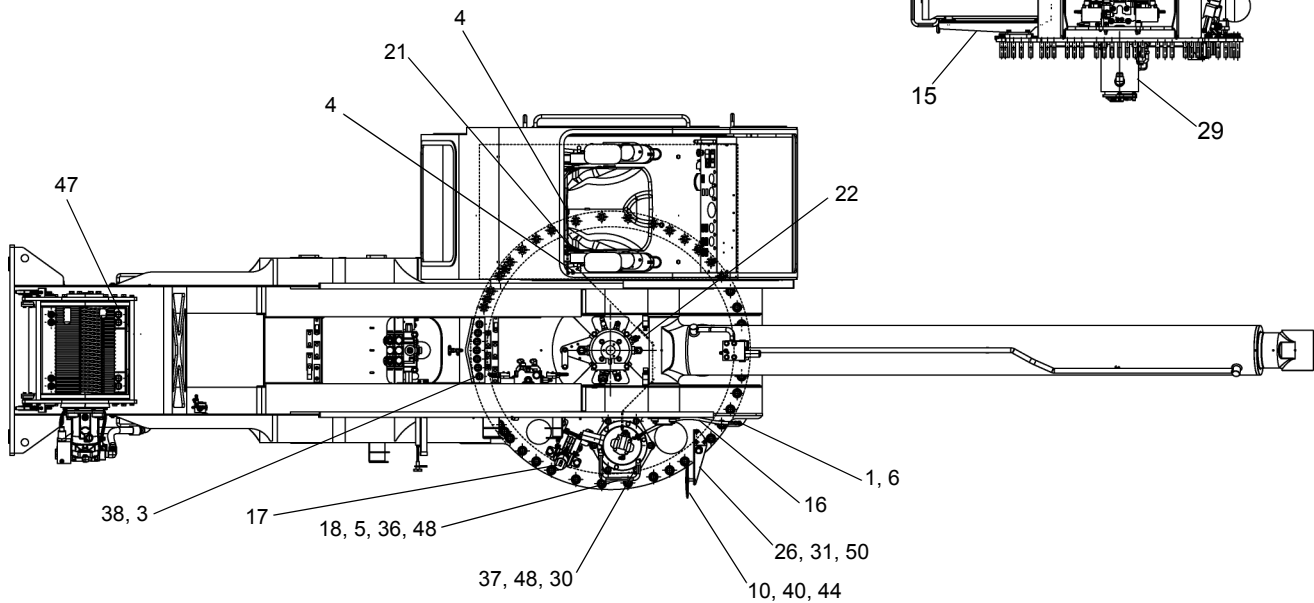
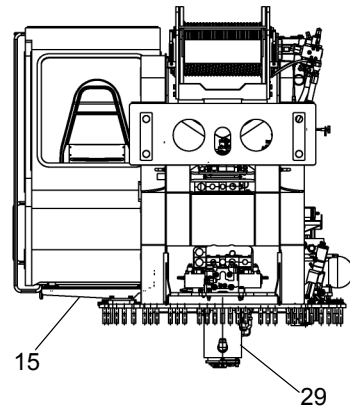
STEERING SHAFT ASSY

DATE: Released 05-2013
 MODEL: T780
 PAGE 11.12

GROUP
11



SECTION B-B



SEE PAGE 12.2

WHEN ORDERING PARTS, SPECIFY MODEL NUMBER, SERIAL NUMBER AND DESCRIPTION OF PARTS REQUIRED



SUPERSTRUCTURE ASSY

DATE: Revised 12-2014
 MODEL: T780
 PAGE 12.1

GROUP
12

SEE PAGE 12.1

REF	PART NO.	DESCRIPTION	QTY
	T126147 (Rev C)	<i>Superstructure Assembly</i>	
1	12019-7	Adapter, 90° JIC/Bulk Head	1
2	1203-265	10-24 x 1/2" Machine Screw	6
3	1209-107	Spacer	7
4	1219-40	Elbow, HYD 90°, 0.25	2
5	1219-605	Adapter, MJIC-6/MORB-6	1
6	1219-777	Cap	1
7	1221-81	Knob	1
8	209-00444	Handle	2
9	42689	Cup, Lubrication	1
10	706-9604	Mirror	1
11	707-8633	Stud Zinc	1
12	707F6609	Ear	1
13	707F8630	Bracket	1
14	707F8641	Bracket, Window	2
15	717A0278	Cab Mount ASSY	1
16	718-0670-22-T126147-01	Hose Assembly	1
17	718A0960	House Lock ASSY (Ref Page 28.4)	1
18	721-0024	Swing Drive (Ref Page 22.1)	1
19	721-0136	Pin-Hoist CYL	1
20	721-0148	Bar	2
21	721-0259	Grease Tube	1
22	721-0260	Grease Tube	1
23	721F0035	Superstructure Weldment	1
24	721F0255	Bracket	1
25	721F0258	Cover Weldment	1
26	722-0046	Mirror Bracket	1
27	722A0003	Upper Hydraulic ASSY (Ref Page 26.6)	1
28	722A0006	Main Winch ASSY (Ref Page 40.1)	1
29	722A0053	Swivel Assembly	1
30	N04-625C000-25	Nut, HEX 0.625-11, ST Z GR5	1
31	NYL-312C000-25	Nut, HEX NYL-INS 0.312-18, ST Z G5	3
32	NYL-375C000-25	Nut, HEX-INS 0.375-16, ST Z G5	5
33	S01-312CA00-25	SCR, HHCS 0.3125-18X1.00, ST Z G5	8
34	S01-375CA25-25	SCR, HHCS 0.375-16X1.25, ST Z GR5	4
35	S01-500CA75-25	SCR, HHCS 0.50-13X1.75, ST Z GR5	2
36	S01-625CB25-Y8	SCR, HHCS 0.625-11X2.25, ST YZ G8	5
37	S01-625CC25-Y8	SCR, HHCS 0.625-11X3.25, ST YZ G8	1
38	SFP-A00CE00-PA	SCR, FLGHD 12PT 1.00-8X5.00, ST	51
39	SFS-190C750-25	SCR, HXFLG SERR #10-24X0.75, G5	2
40	SHF-250C750-25	SCR, HHCS FT 0.25-20X0.75, ST Z G5	1
41	SHF-500CA25-25	SCR, HHCS FT 0.50-13X1.25, ST Z G5	4
42	T128343	Upper Cab Assembly (Ref Page 27.22)	1
43	T131693	Cylinder, Hoist (Ref Page 39.7)	1
44	W07-250X000-20	WSH, LCK, MED SPLT 0.25, ST Z	1
45	W07-312X000-20	WSH, LCK, MED SPLT 0.3125, ST Z	8
46	W07-500X000-20	WSH, LCK, MED SPLT 0.50, ST Z	6
47	W07-750X000-20	WSH, LCK, MED SPLT 0.75, ST Z	8
48	WAH-62NX000-Y2	WSH, FL HRD A-NRW 0.625 ST YZ	7
49	WAH-A0NX000-Y2	WSH, FL HRD A-NRW 1.00, ST YZ	44
50	WAN-31NX000-20	WSH, FL TYPA-NRW 0.3125, ST Z	11

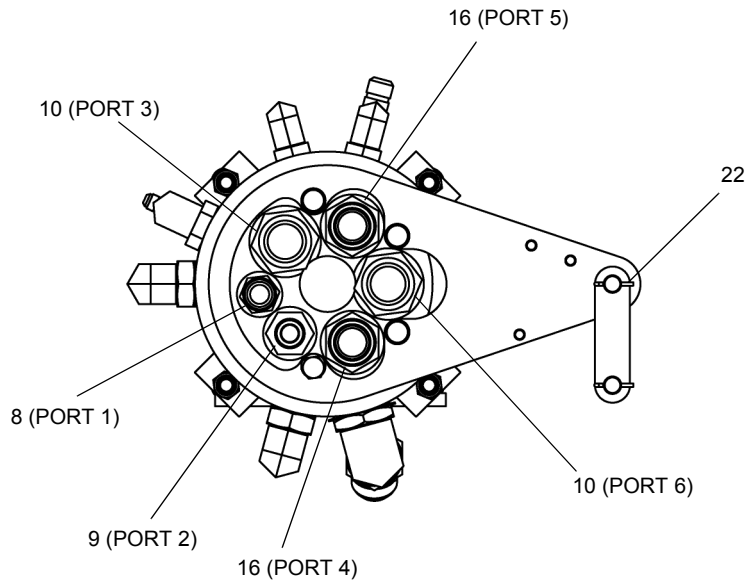
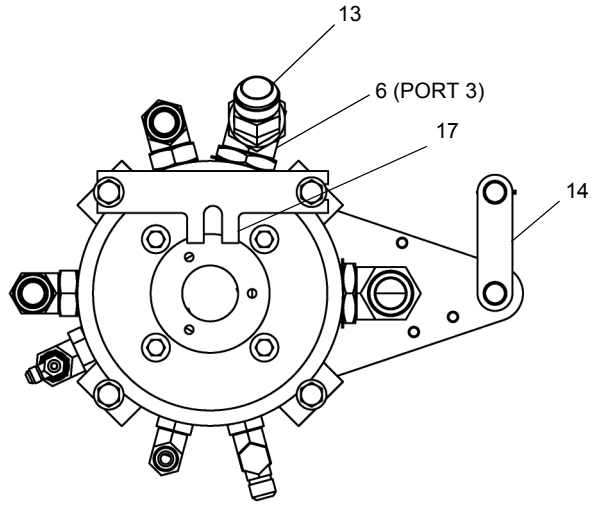
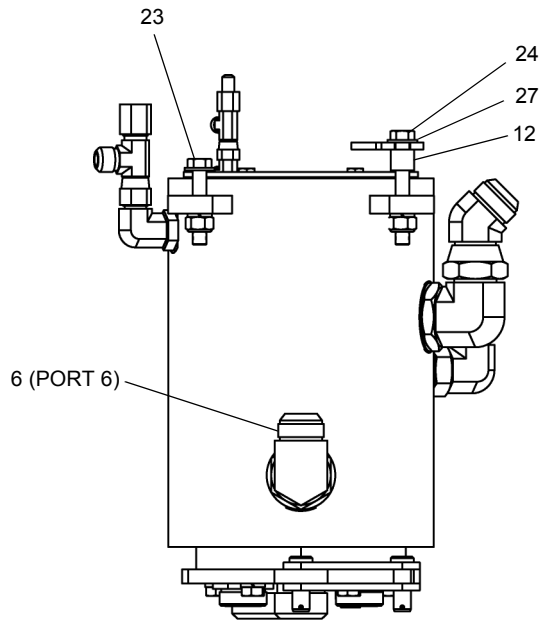
WHEN ORDERING PARTS, SPECIFY MODEL NUMBER, SERIAL NUMBER AND DESCRIPTION OF PARTS REQUIRED



SUPERSTRUCTURE ASSY

DATE: Revised 12-2014
 MODEL: T780
 PAGE 12.2

GROUP
12



SEE PAGE 12.4

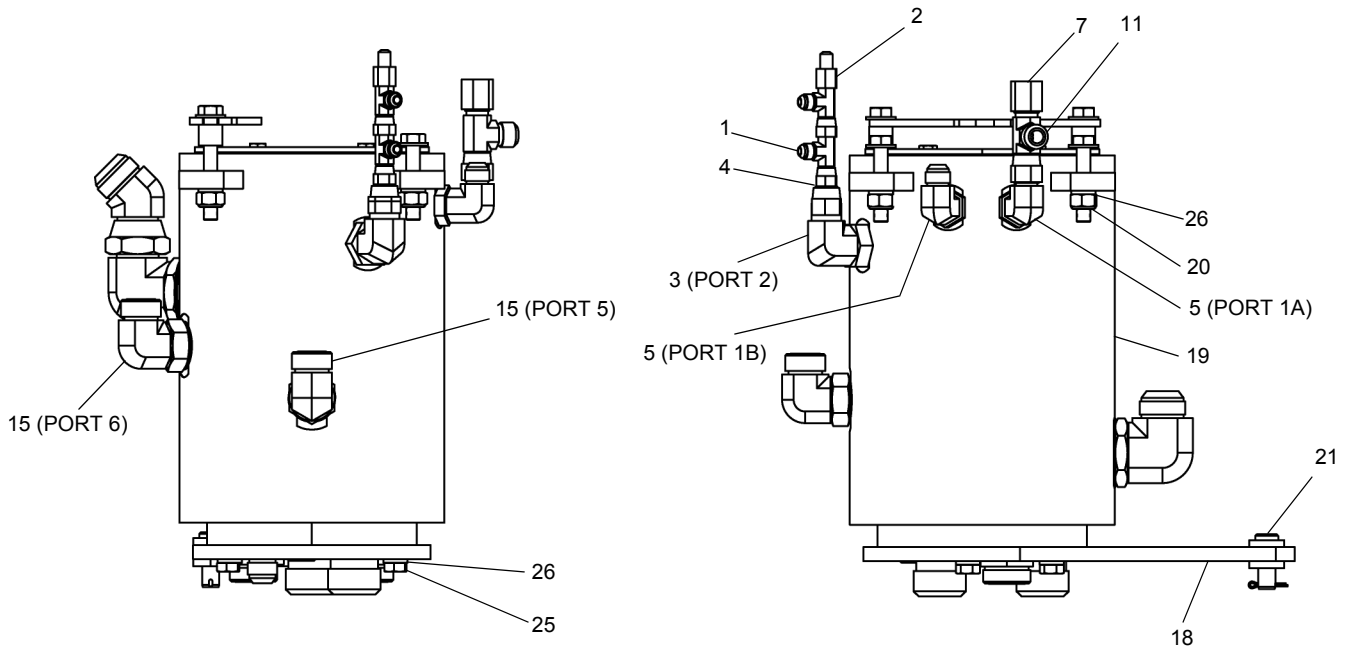
WHEN ORDERING PARTS, SPECIFY MODEL NUMBER, SERIAL NUMBER AND DESCRIPTION OF PARTS REQUIRED



SWIVEL ASSY

DATE: Revised 02-2011
MODEL: T780
PAGE 12.3

GROUP
12



SEE PAGE 12.3

REF	PART NO.	DESCRIPTION	QTY
	722A0053 (Rev F)	Swivel Assembly	
1	12019-112	Tee, SW Nut Run, -6	2
2	12019-158	Reducer, STR, -6 -4	1
3	12019-218	Adapter	1
4	12019-457	Reducer, STR, -10 -6	1
5	12019-517	Adapter, 90, -10 -12	2
6	12019-786	Elbow	2
7	1219-260	Cap, #10 JIC	1
8	1219-389	Adapter, STR, -12	1
9	1219-555	Adapter	1
10	1219-920	Fitting	2
11	1219-956	Tee	1
12	200B0004-106	Spacer 0.546X0.84 X 0.75, ST Z	2
13	363-1109	Adapter, 45 SW Nut, -20	1
14	37169-020	Link	2
15	376-1002	Adapter, 90, -16	2
16	376V0100	Fitting	2
17	709-8076	Bracket, Anti-Rotation	1
18	718-0145	Torque Arm	1
19	722-0204	Swivel	1
20	NYT-500C000-22	Nut, NYLK HVYTHN 0.50-13, ST Z G2	4
21	P01-625XA75-P0	Pin, Clevis 0.625X1.75, STL	2
22	P02-125XA00-20	Pin, Cotter 0.125X1.00, ST Z	2
23	S01-500CB75-25	SCR, HHCS 0.50-13X2.75, ST Z GR5	2
24	S01-500CC75-25	SCR, HHCS 0.50-13X3.75,ST Z GR5	2
25	SHF-500CA25-25	SCR, HHCS FT 0.50-13X1.25,ST Z G5	4
26	W07-500X000-20	WSH, LCK, MED SPLT 0.50, ST Z	8
27	WAN-50NX000-20	WSH, FL TYP A -NRW 0.50, ST Z	4

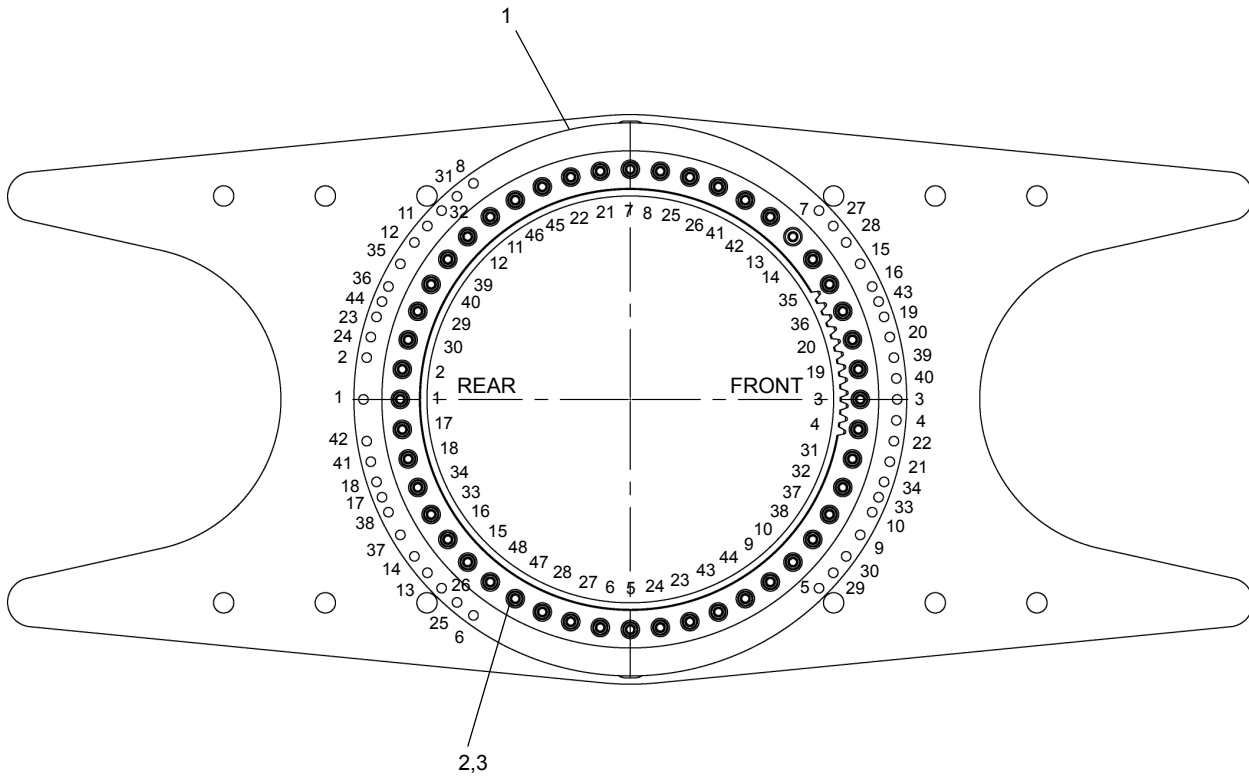
WHEN ORDERING PARTS, SPECIFY MODEL NUMBER, SERIAL NUMBER AND DESCRIPTION OF PARTS REQUIRED



SWIVEL ASSY

DATE: Revised 02-2011
 MODEL: T780
 PAGE 12.4

GROUP
12



REF	PART NO.	DESCRIPTION	QTY
	718A0462 (Rev B)	Swing Bearing Assembly	
1	718 0032	Bearing	1
2	1209-70	1" Hard Washer.....	48
3	1203-284	1-8NC X 5.00 12-Point.....	48

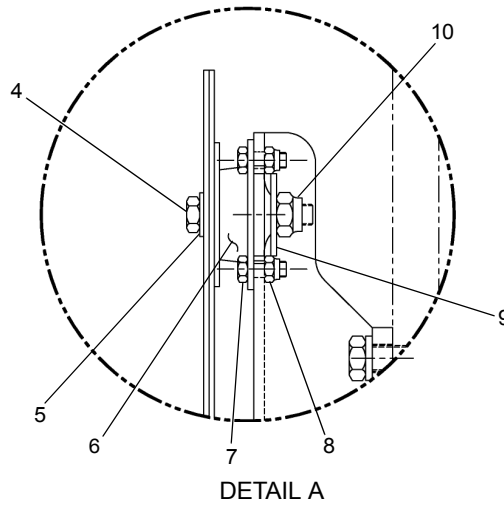
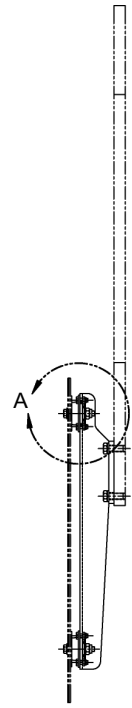
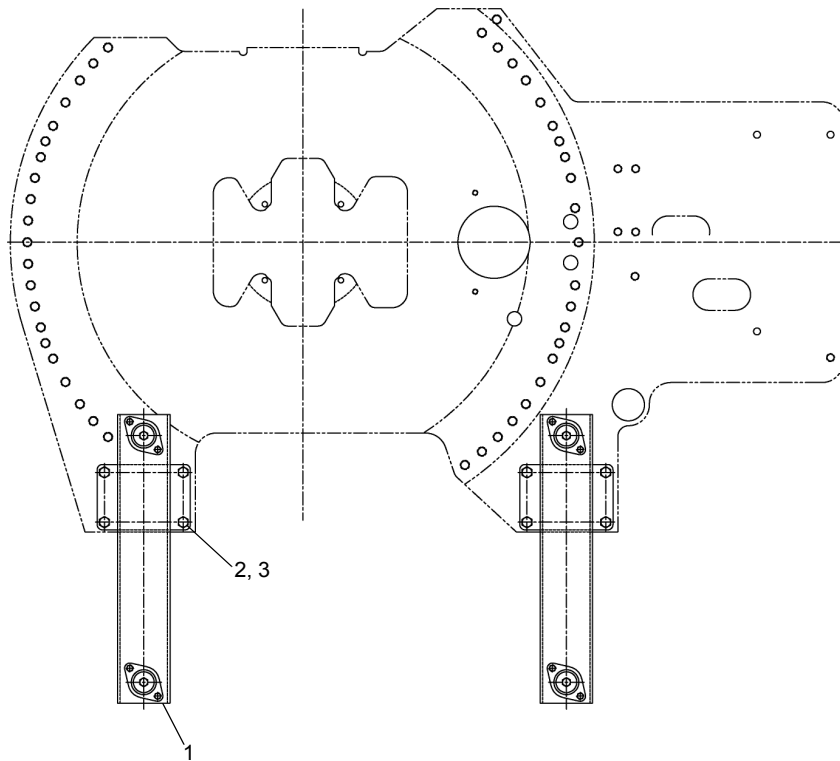
WHEN ORDERING PARTS, SPECIFY MODEL NUMBER, SERIAL NUMBER AND DESCRIPTION OF PARTS REQUIRED



SWING BEARING

DATE: Revised 07-2013
 MODEL: T780
 PAGE 12.5

GROUP
12



REF	PART NO.	DESCRIPTION	QTY
	717A0278 (Rev E)	<i>Cab Mount ASSY</i>	
1	717F0276	Mount, Cab	2
2	1242-45	Capscrew, .62C x 1.50	8
3	1210-32	Washer, Lock, .62	8
4	1200-116	Capscrew, .50C x 3.50	4
5	1209-29	Washer, Flat, .50	4
6	1221-137	Mount, Rubber	4
7	1200-61	Capscrew, .38 x 1.25	8
8	1205-45	Nut, Lock, .38	8
9	1209-91	Washer, .50 ID x 2.00 OD x 10 GA....	8
10	1205-67	Nut, Lock, .50C	4

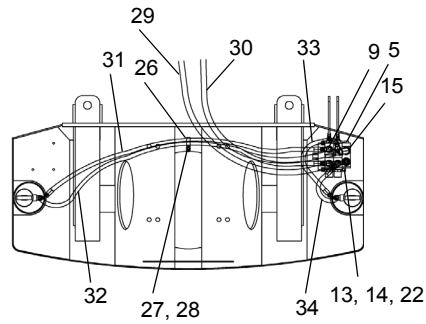
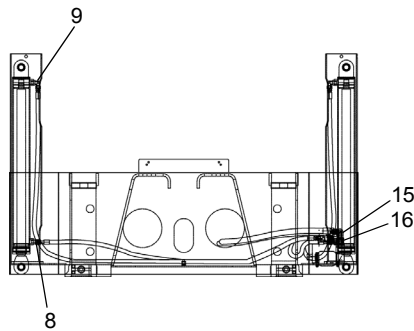
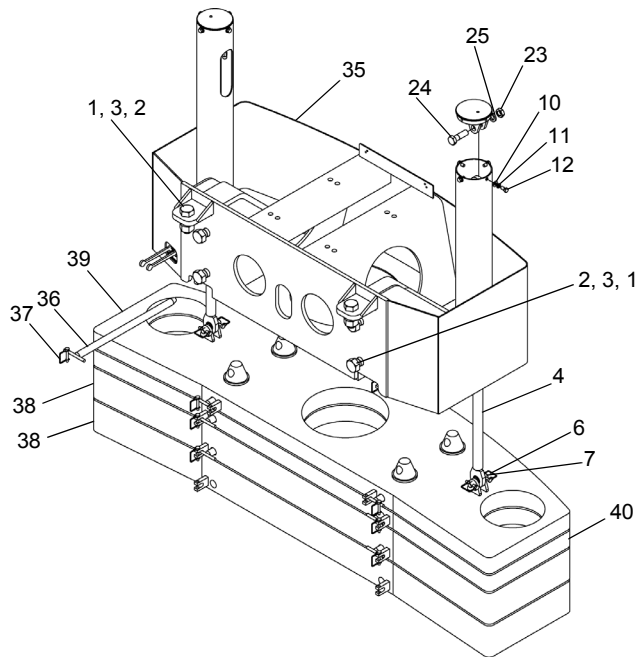
WHEN ORDERING PARTS, SPECIFY MODEL NUMBER, SERIAL NUMBER AND DESCRIPTION OF PARTS REQUIRED



CAB MOUNT ASSY

DATE: Revised 01-2011
 MODEL: T780
 PAGE 12.6

GROUP
12



REF	PART NO.	DESCRIPTION	QTY	REF	PART NO.	DESCRIPTION	QTY
	722A0008 (Rev F)	Counterweight ASSY (Items 1 thru 35)					
	722A0195	Counterweight Kit (Items 36 thru 40)	1				
1	1210-74	1 1/2 Lock Washer.....	6	21*	722 0057	Hose Kit.....	1
2	1200-304	1.50-6NC x 4.00 GD5.....	6	22	1205-25	HEX Nut	3
3	1205-146	1 1/2-6NC Lock Nut.....	6	23	1205-118	1-8NC Jam Nut	2
4	718 0157	Cylinder	2	24	1200-278	1-8NC X 3.25 Bolt	2
5	717 0326	Valve.....	1	25	1210-50	1" Lock Washer	2
6	1222-352	Pin, Safety Snap.....	4	26	200B2007-55	Clamp.....	1
7	717 0309	Pin	2	27	1209-4	3/8 Flat Washer.....	1
8	1219-441	8M O-Ring x 8M JIC STR.....	2	28	1205-45	3/8-16NC Lock Nut.....	1
9	1219-470	8M O-Ring x 8M JIC 90.....	6	29	MK212382-160	Hose.....	1
10	1209-29	1/2 Flat Washer	8	30	722 0058-164	Hose.....	1
11	1210-26	1/2 Lock Washer.....	8	31	717 0631-70	Hose.....	1
12	1200-95	1/2-13NC x 1.00 GD5.....	8	32	MK213521-100	Hose.....	1
13	1210-17	5/16 Lock Washer.....	3	33	722 0059-21	Hose.....	1
14	1200-45	5/16-18NC x 2.75 GD5.....	3	34	MK213521-40.5	Hose.....	1
15	12019-789	12M O-Ring x 12M JIC LONG 90.1	1	35	722A0116	Counter Weight Mount ASSY.....	1
16	1219-389	12M O-Ring x 12M JIC STR.....	1	36	717F0313	Pin	8
17*	718F0364	Counter Weight Mount.....	2	37	1222-352	Pin, Safety Snap	8
18*	1203-213	7/8 x 3.00 12PT Bolt.....	6	38	718F0828	4000LB Counterweight.....	2
19*	1209-37	7/8 Hard Washer	6	39	722F0062	2000LB Top Slab.....	1
20*	56407	Tube	6	40	722F0063	2000LB Slab.....	1

* ITEMS 17, 18, 19, 20 & 21 ARE NOT SHOWN IN ILLUSTRATION

WHEN ORDERING PARTS, SPECIFY MODEL NUMBER, SERIAL NUMBER AND DESCRIPTION OF PARTS REQUIRED



COUNTERWEIGHT 15,000#

DATE: Revised 01-2011

MODEL: T780

PAGE 13.1

GROUP

13

<u>REF</u>	<u>PART NO.</u>	<u>DESCRIPTION</u>	<u>QTY</u>
	718A0461 (Rev B) <i>Weight Kit</i>		
1	1203-258	3/4-10 X 6.00 LG HHCS, GRD 8.....	4
2	1205-105	3/4-10 HEX Nut	4
3	1205-212	3/4 Lockwasher	4
4	1209-58	3/4 Flatwasher	8
5	718F0533	Slab Weldment	1

ITEMS 1 TO 5 ARE NOT ILLUSTRATED

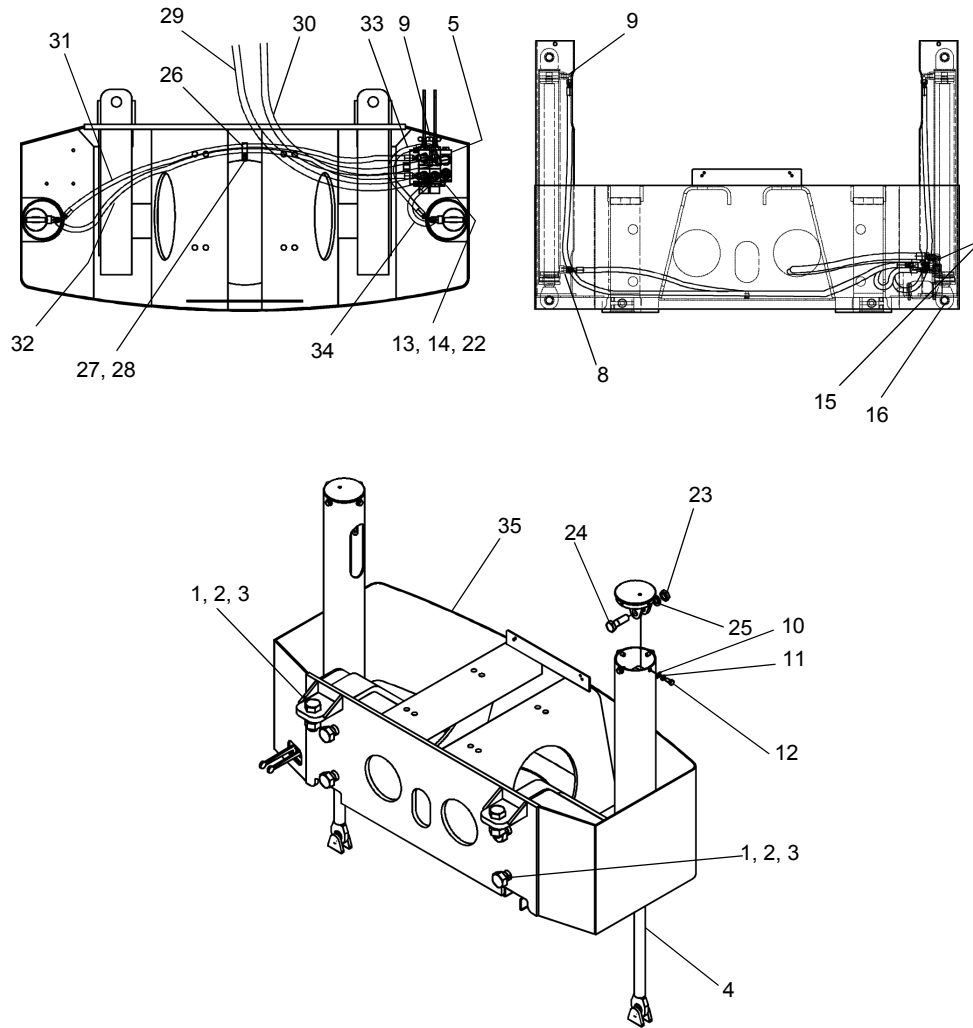
WHEN ORDERING PARTS, SPECIFY MODEL NUMBER, SERIAL NUMBER AND DESCRIPTION OF PARTS REQUIRED



COUNTERWEIGHT
16,000#

DATE: Released 05-2013
MODEL: T780
PAGE 13.2

GROUP
13



REF	PART NO.	DESCRIPTION	QTY	REF	PART NO.	DESCRIPTION	QTY
	T129490 (Rev A)	3,000# CTWT W/O AUX Winch					
1	W07-A50X000-20	1 1/2 Lock Washer.....	6	19*	WAH-87NX000-Y2	7/8 Hard Washer	6
2	S01-A50CD00-25	1.50-6NC x 4.00 GD5.....	6	20*	56407	Tube.....	6
3	NYH-A50C000-22	1 1/2-6NC Lock Nut.....	6	21*	NYL-750C000-25	Nut, Lock, .75-10	4
4	718 0157	Cylinder	2	22	N04-312C000-25	HEX Nut	3
5	717 0326	Valve.....	1	23	N05-A00C000-25	1-8NC Jam Nut	2
6*	718F0533	Slab, Weldment.....	1	24	S01-A00CC50-25	1-8NC X 3.25 Bolt.....	2
7*	1209-58	Washer, Flat, .75 H.T.....	8	25	W07-A00X000-20	1" Lock Washer	2
8	1219-441	8M O-Ring x 8M JIC STR.....	2	26	200B2007-55	Clamp.....	1
9	1219-470	8M O-Ring x 8M JIC 90.....	6	27	WAW-37WX000-20	3/8 Flat Washer.....	1
10	WAN-50NX000-20	1/2 Flat Washer	8	28	NYL-375C000-25	3/8-16NC Lock Nut.....	1
11	W07-500X000-20	1/2 Lock Washer.....	8	29	MK212382-160	Hose.....	1
12	SHF-500CA00-25	1/2-13NC x 1.00 GD5.....	8	30	722 0058-164	Hose.....	1
13	W07-312X000-20	5/16 Lock Washer.....	3	31	717 0631-70	Hose.....	1
14	S01-312CB75-25	5/16-18NC x 2.75 GD5.....	3	32	MK213521-100	Hose.....	1
15	12019-789	12M O-Ring x 12M JIC LONG 90	1	33	722 0059-21	Hose.....	1
16	1219-389	12M O-Ring x 12M JIC STR.....	1	34	MK213521-40.5	Hose.....	1
17*	718F0364	Counter Weight Mount.....	2	35	722A0116	Counter Weight Mount ASSY.....	1
18*	SFP-875CC00-AP	7/8 x 3.00 12PT Bolt.....	6	36*	1203-258	Capscrew	1
				37*	NYH-750C000-22	Nut, Lock, .75-10.....	4

* ITEMS 6, 7, 17, 18, 19, 20, 21, 36 & 37 ARE NOT SHOWN IN ILLUSTRATION

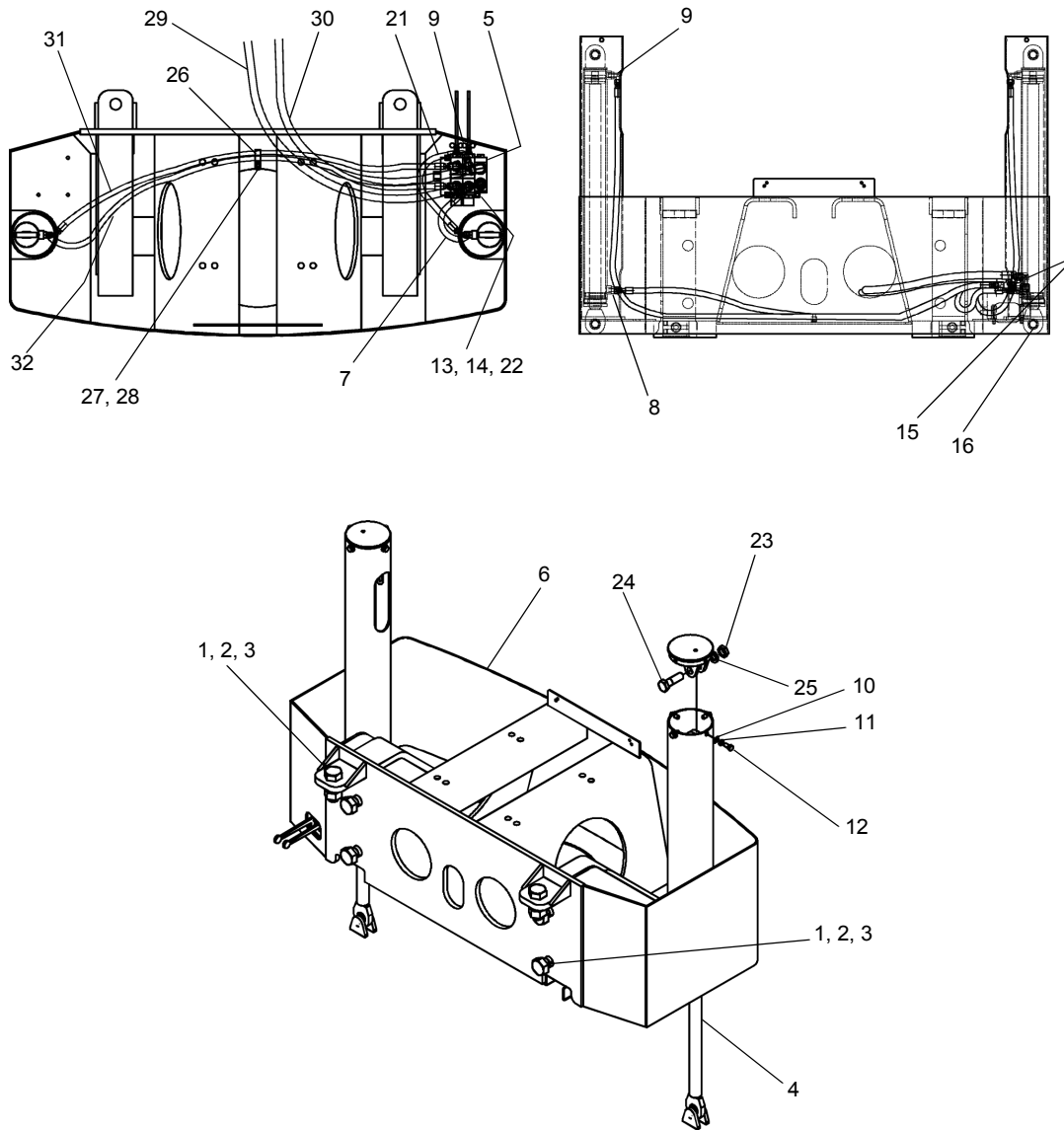
WHEN ORDERING PARTS, SPECIFY MODEL NUMBER, SERIAL NUMBER AND DESCRIPTION OF PARTS REQUIRED



**COUNTERWEIGHT W/O AUX
WINCH 3000#**

DATE: Released 05-2013
MODEL: T780
PAGE 13.3

GROUP
13



REF	PART NO.	DESCRIPTION	QTY	REF	PART NO.	DESCRIPTION	QTY
	T129491 (Rev A)	3,000# CTWT W/AUX Winch					
1	W07-A50X000-20	1 1/2 Lock Washer	6	17*	718F0364	Counter Weight Mount	2
2	S01-A50CD00-25	1.50-6NC x 4.00 GD5.....	6	18*	SFP-875CC00-AP	7/8 x 3.00 12PT Bolt.....	6
3	NYH-A50C000-22	1 1/2-6NC Lock Nut.....	6	19*	WAH-87NX000-Y2	7/8 Hard Washer	6
4	718 0157	Cylinder	2	20*	56407	Tube	6
5	717 0326	Valve.....	1	21	722 0059-21	Hose.....	1
6	722A0116	Counter Weight Mount ASSY.....	1	22	N04-312C000-25	HEX Nut.....	3
7	MK213521-40.5	Hose.....	1	23	N05-A00C000-25	1-8NC Jam Nut	2
8	1219-441	8M O-Ring x 8M JIC STR.....	2	24	S01-A00CC50-25	1-8NC X 3.25 Bolt.....	2
9	1219-470	8M O-Ring x 8M JIC 90.....	6	25	W07-A00X000-20	1" Lock Washer.....	2
10	WAN-50NX000-20	1/2 Flat Washer	8	26	200B2007-55	Clamp.....	1
11	W07-500X000-20	1/2 Lock Washer	8	27	WAW-37WX000-20	3/8 Flat Washer.....	1
12	SHF-500CA00-25	1/2-13NC x 1.00 GD5.....	8	28	NYL-375C000-25	3/8-16NC Lock Nut.....	1
13	W07-312X000-20	5/16 Lock Washer	3	29	MK212382-160	Hose.....	1
14	S01-312CB75-25	5/16-18NC x 2.75 GD5.....	3	30	722 0058-164	Hose.....	1
15	12019-789	12M O-Ring x 12M JIC LONG 90.....	1	31	717 0631-70	Hose.....	1
16	1219-389	12M O-Ring x 12M JIC STR.....	1	32	MK213521-100	Hose.....	1

* ITEMS 17, 18, 19 & 20 ARE NOT SHOWN IN ILLUSTRATION

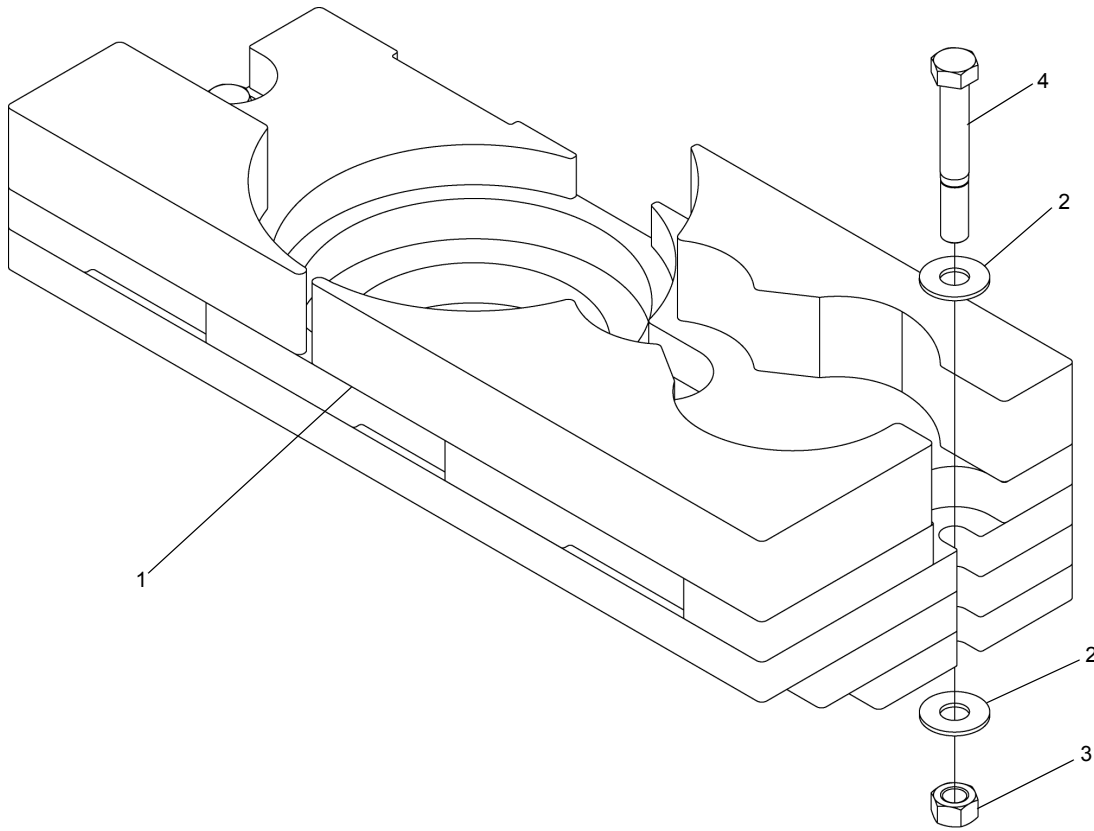
WHEN ORDERING PARTS, SPECIFY MODEL NUMBER, SERIAL NUMBER AND DESCRIPTION OF PARTS REQUIRED



COUNTERWEIGHT W/AUX WINCH 3000#

DATE: Released 05-2013
MODEL: T780
PAGE 13.4

GROUP
13



REF	PART NO.	DESCRIPTION	QTY
	722A0069 (Rev A)	Front Counterweight ASSY	
1	722F0070	Front Counterweight.....	1
2	1209-30	1" Flatwasher.....	4
3	1205-124	1-8UNC Lock Nut.....	2
4	1200-294	1-8UNC x 7.00 Bolt.....	2

WHEN ORDERING PARTS, SPECIFY MODEL NUMBER, SERIAL NUMBER AND DESCRIPTION OF PARTS REQUIRED

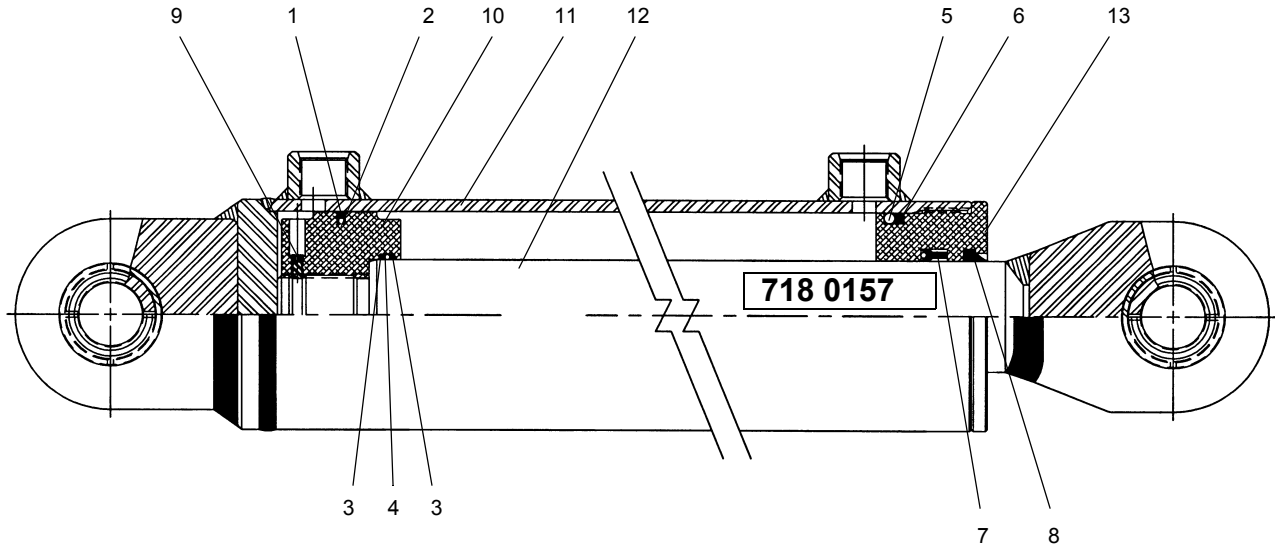


FRONT COUNTERWEIGHT ASSY

DATE: Revised 01-2011
 MODEL: T780
 PAGE 13.5

GROUP
13

718 0157



REF	PART NO.	DESCRIPTION	QTY
	718 0157 (Rev A) Cylinder - Counterweight		
	218711	Seal Kit.....1 (Items 1 thru 8)	1
1	218722	TFE Seal.....1	1
2	218723	O-Ring.....1	1
3	218724	Back-Up Ring.....2	2
4	218725	O-Ring.....1	1
5	218726	O-Ring.....1	1
6	218727	Back-Up Ring.....1	1
7	215123	Loaded U-Cup.....1	1
8	215124	Rod Wiper.....1	1
9	218728	Nylok Set Screw.....1	1
10	218729	Piston.....1	1
11	218730	Barrel Assembly.....1	1
12	218731	Rod Assembly.....1	1
13	218732	Internal Head.....1	1

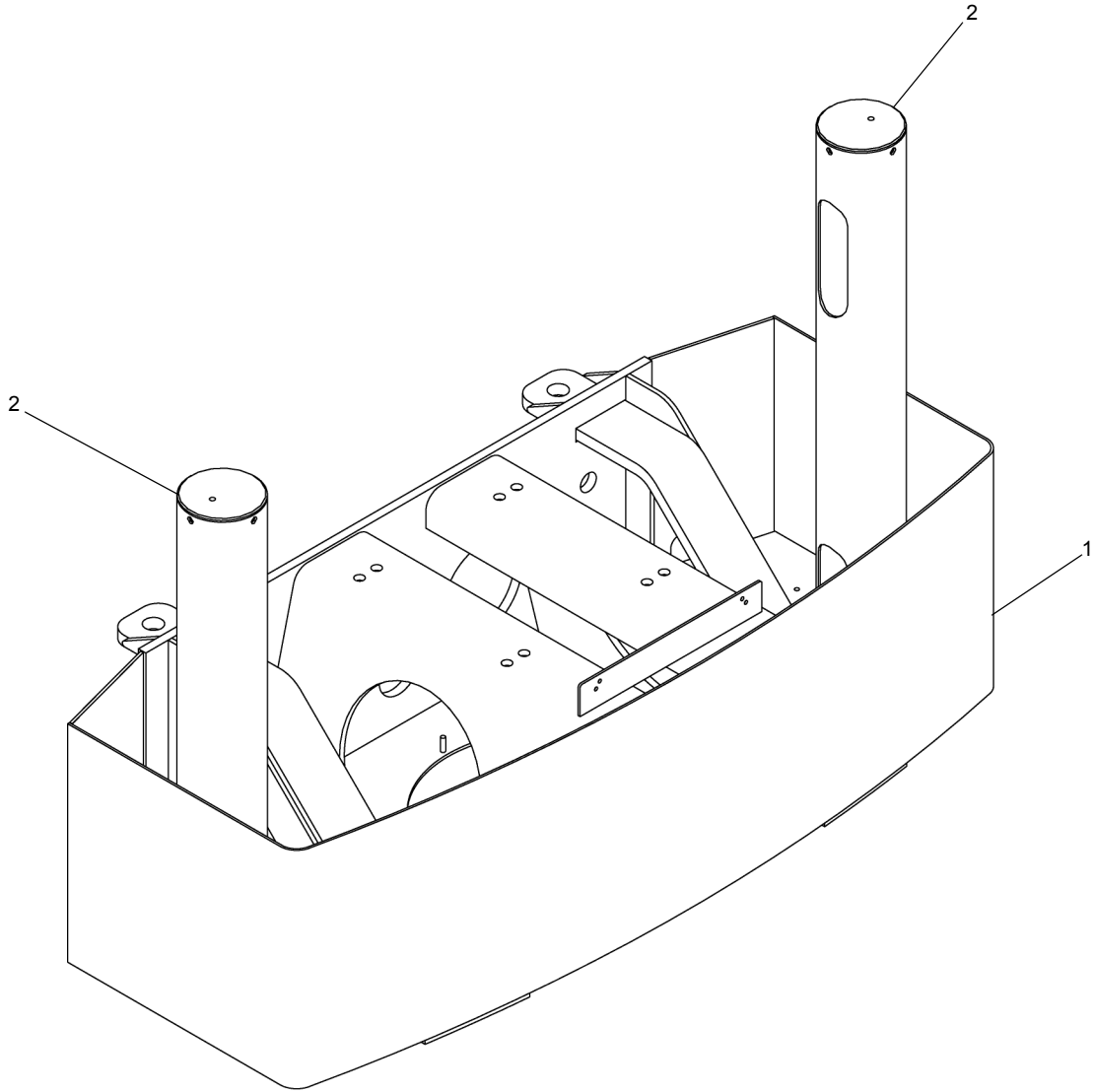
WHEN ORDERING PARTS, SPECIFY MODEL NUMBER, SERIAL NUMBER AND DESCRIPTION OF PARTS REQUIRED



CYLINDER COUNTERWEIGHT

DATE: Revised 08-2010
 MODEL: T780
 PAGE 13.6

GROUP
13



<u>REF</u>	<u>PART NO.</u>	<u>DESCRIPTION</u>	<u>QTY</u>
	722A0116 (Rev 00)	Counterweight Mount Assembly	
1	722F0032	Counter Weight Mount	1
2	718F0558	Cap, Cylinder	2


WHEN ORDERING PARTS, SPECIFY MODEL NUMBER, SERIAL NUMBER AND DESCRIPTION OF PARTS REQUIRED



COUNTERWEIGHT MOUNT ASSEMBLY

DATE: Revised 01-2011
 MODEL: T780
 PAGE 13.7

GROUP
13



<u>REF</u>	<u>PART.NO</u>	<u>DESCRIPTION</u>	<u>QTY</u>
	721 0024 (Rev C)	Swing Drive ASSY	
1	Page 22.2	Swing Brake Assembly	1

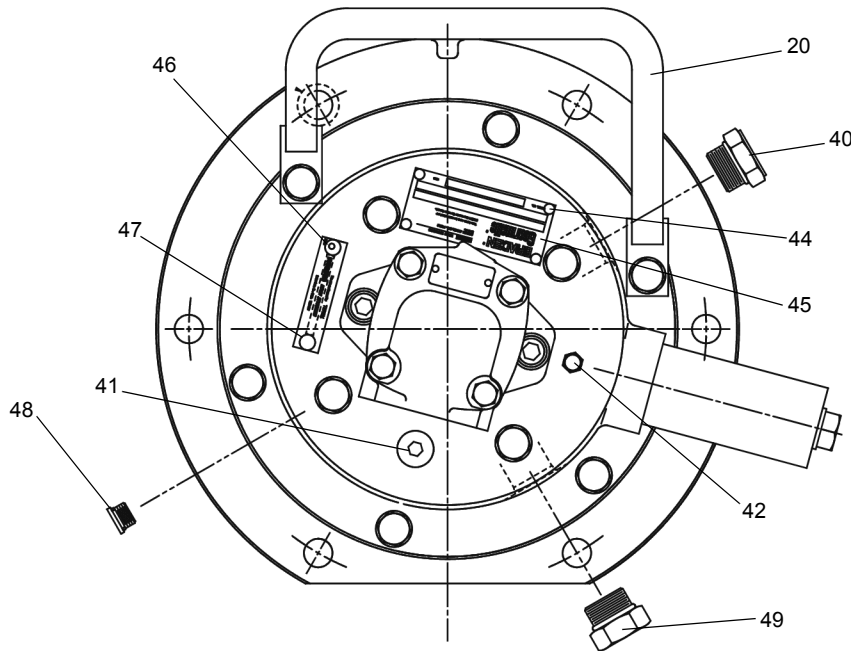
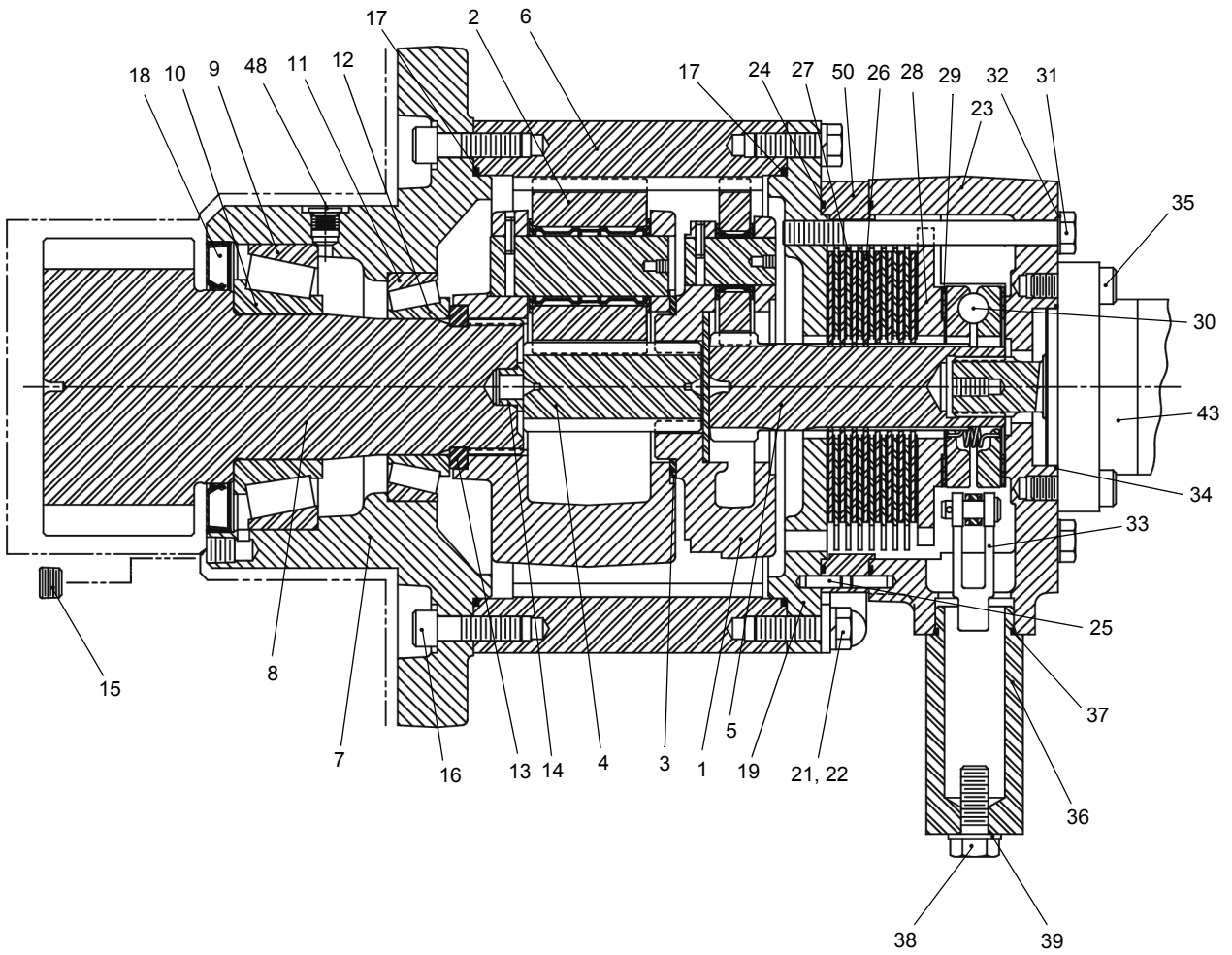
WHEN ORDERING PARTS, SPECIFY MODEL NUMBER, SERIAL NUMBER AND DESCRIPTION OF PARTS REQUIRED



SWING DRIVE

DATE: Revised 05-2013
MODEL: T780
PAGE 22.1

GROUP
22



SEE PAGE 22.3

WHEN ORDERING PARTS, SPECIFY MODEL NUMBER, SERIAL NUMBER AND DESCRIPTION OF PARTS REQUIRED

TEREX
P/N 12261-690

SWING BRAKE ASSEMBLY

DATE: Revised 05-2013
MODEL: T780
PAGE 22.2

GROUP
22

SEE PAGE 22.2

REF	PART NO.	DESCRIPTION	QTY
<i>Swing Brake Assembly</i>			
1	216068	Primary Planet Carrier ASSY.....	1
2	216069	Output Planet Carrier ASSY	1
3	215455	Thrust Washer.....	1
4	215448	Output Sun Gear.....	1
5	218647	Input Sun Gear.....	1
6	216073	Ring Gear.....	1
7	218648	Pinion Housing.....	1
8	218649	Output Pinion	1
9	216119	Bearing Cup	1
10	216120	Bearing Cone	1
11	216121	Cup, Bearing	1
12	216122	Cone, Bearing	1
13	216123	Split Ring.....	1
14	216081	Flange Bushing	1
15	216124	Plug.....	1
16	218650	Capscerw, Socket HD (1/2 - 13 X 1-3/4).....	12
17	216084	O-Ring.....	2
18	216125	Oil Seal	1
19	216086	Housing Adapter	1
20	216126	Handle.....	1
21	218651	Capscerw (1/2 - 13 X1-1/2 G8 Z).....	6
22	215470	Lockwasher (1/2)	6
23	216090	Housing	1
24	216091	O-Ring.....	2
25	216092	Dowell Pin	2
26	216093	Friction Disc	8
27	216094	Brake Plate	7
28	216095	Piston	1
29	216096	Thrust Bearing	2
30	216097	Actuating Assembly	1
31	218652	Capscerw (1/2 - 13 X5-3/4 G8 Z).....	4
32	216099	Washer.....	4
33	216100	Yoke End.....	1
34	216101	O-Ring.....	1
35	218653	Capscerw, Socket HD (1/2 - 13 X 1-1/4).....	2
36	216103	Cable Adapter	1
37	216104	O-Ring.....	1
38	216105	Capscerw	1
39	216106	Seal Washer.....	1
40	218654	Sight Gauge	1
41	215457	Plug, O-Ring Flush.....	1
42	215458	Relief Valve	1
43	216127	HYD Motor	1
44	218655	Drive Screw.....	4
45	218656	Name Plate	1
46	218657	Drive Screw.....	2
47	218658	Plate	1
48	219325	Plug.....	1
49	218660	Plug.....	1
50	218659	Spacer.....	1

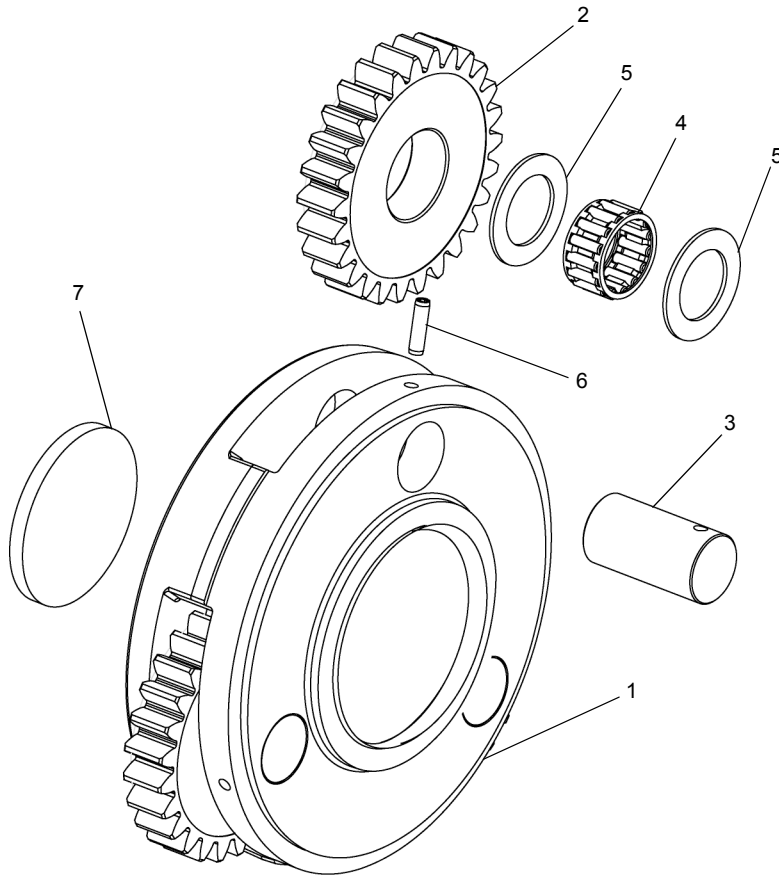
WHEN ORDERING PARTS, SPECIFY MODEL NUMBER, SERIAL NUMBER AND DESCRIPTION OF PARTS REQUIRED



SWING BRAKE ASSEMBLY

DATE: Revised 05-2013
 MODEL: T780
 PAGE 22.3

GROUP
22



REF	PART NO.	DESCRIPTION	QTY
<i>Primary Planet Carrier Assembly</i>			
1	215425	Primary Planet Carrier	1
2	215426	Primary Planet Gear	3
3	215427	Primary Planet Gear Shaft	3
4	215428	Roller Bearing	3
5	215429	Thrust Washer.....	6
6	215430	Spirol Pin.....	3
7	215451	Thrust Plate.....	1

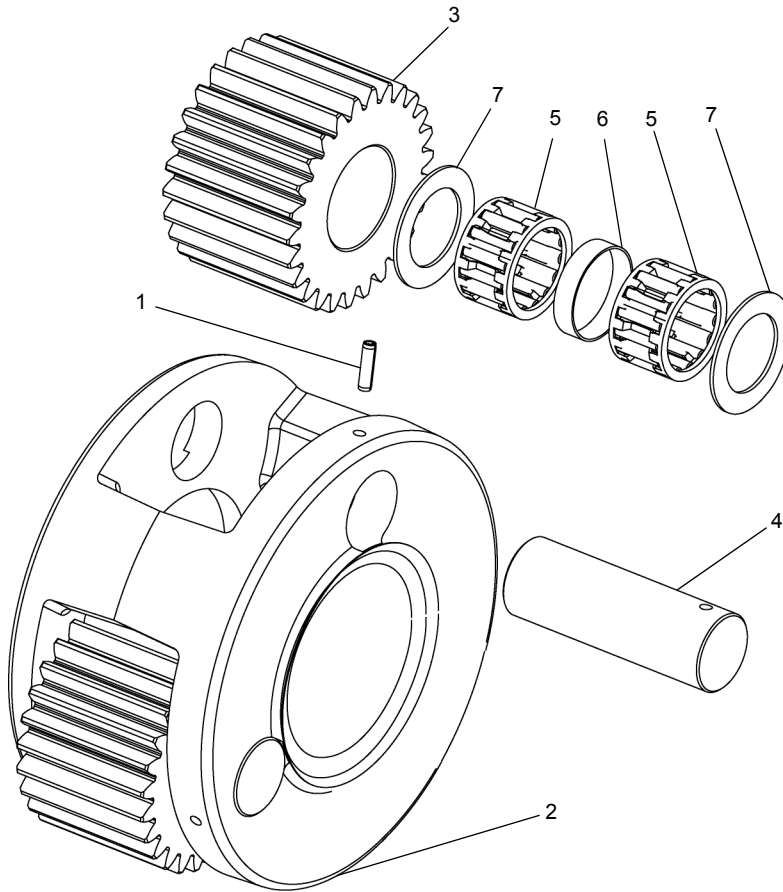
WHEN ORDERING PARTS, SPECIFY MODEL NUMBER, SERIAL NUMBER AND DESCRIPTION OF PARTS REQUIRED



PRIMARY PLANET CARRIER ASSY

DATE: Released 05-2013
 MODEL: T780
 PAGE 22.4

GROUP
22



<u>REF</u>	<u>PART NO.</u>	<u>DESCRIPTION</u>	<u>QTY</u>
<i>Output Planet Carrier ASSY</i>			
1	218982	Spirol Pin.....	3
2	218646	Output Planet Carrier.....	1
3	215432	Output Planet Gear.....	3
4	215433	Planet Gear Shaft.....	3
5	215434	Roller Bearing.....	6
6	215435	Bearing Spacer.....	3
7	215436	Thrust Washer.....	6

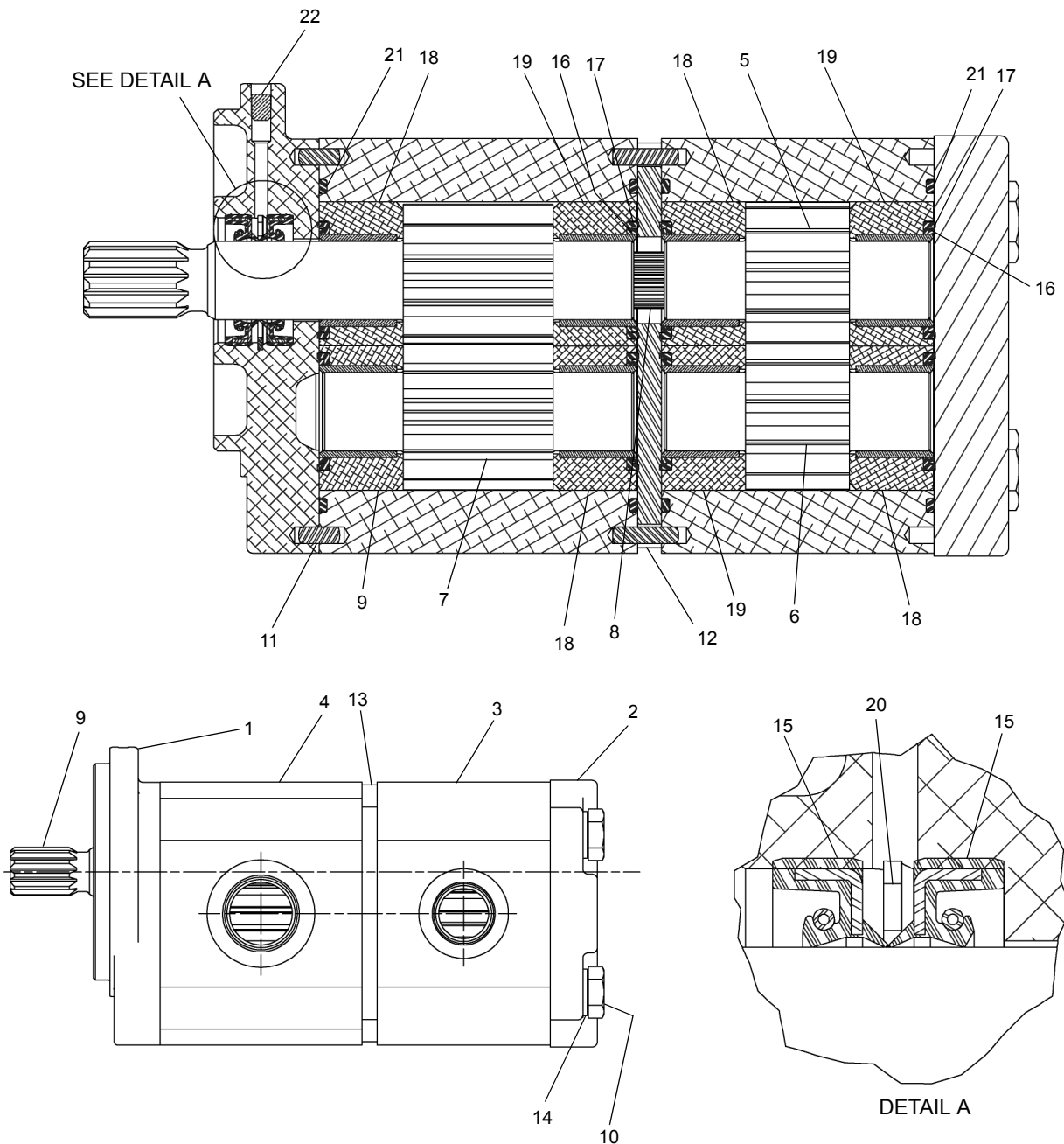
WHEN ORDERING PARTS, SPECIFY MODEL NUMBER, SERIAL NUMBER AND DESCRIPTION OF PARTS REQUIRED



OUTPUT PLANET CARRIER ASSY

DATE: Released 05-2013
 MODEL: T780
 PAGE 22.5

GROUP
22



REF	PART NO.	DESCRIPTION	QTY	REF	PART NO.	DESCRIPTION	QTY
T119624 (Rev A) Pump, HYD							
1	225257	Housing, SEC	1	12	225268	Pin, Dowel	2
2	225258	Housing, PEC	1	13	225269	Mid, Plate.....	1
3	225259	Housing, Gear	1	14	225270	Washer	4
4	225260	Housing, Gear	1	15	225271	Seal, Lip.....	2
5	225261	Drive Gear	1	16	225272	Seal, BK-UP	4
6	225262	Driven Gear	1	17	225273	Seal, CHAN.	4
7	225263	Driven Gear	1	18	225274	THRBLK/BSHG	4
8	225264	Shaft, CONN.....	1	19	225275	THRBLK/BSHG	4
9	225265	Driven Gear	1	20	225276	Ring, Snap.....	4
10	225266	Screw (180mm LG.)	4	21	225277	Seal, SECT.....	4
11	225267	Pin, Dowel	2	22	217036	Breather.....	1

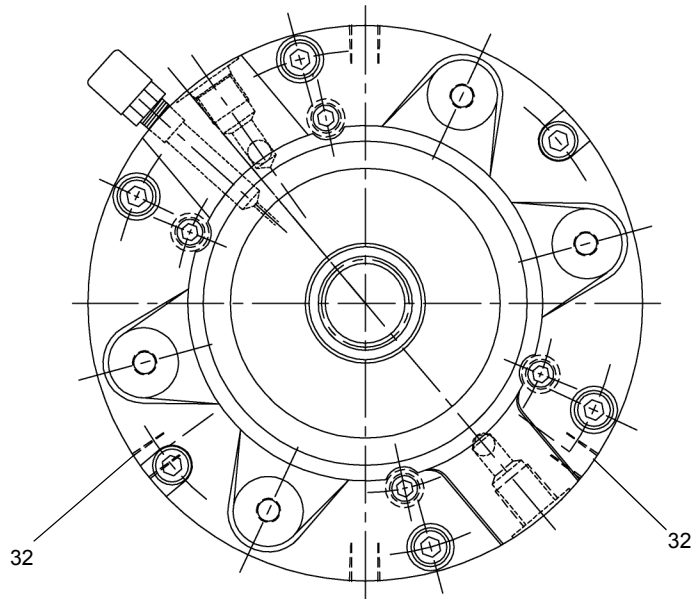
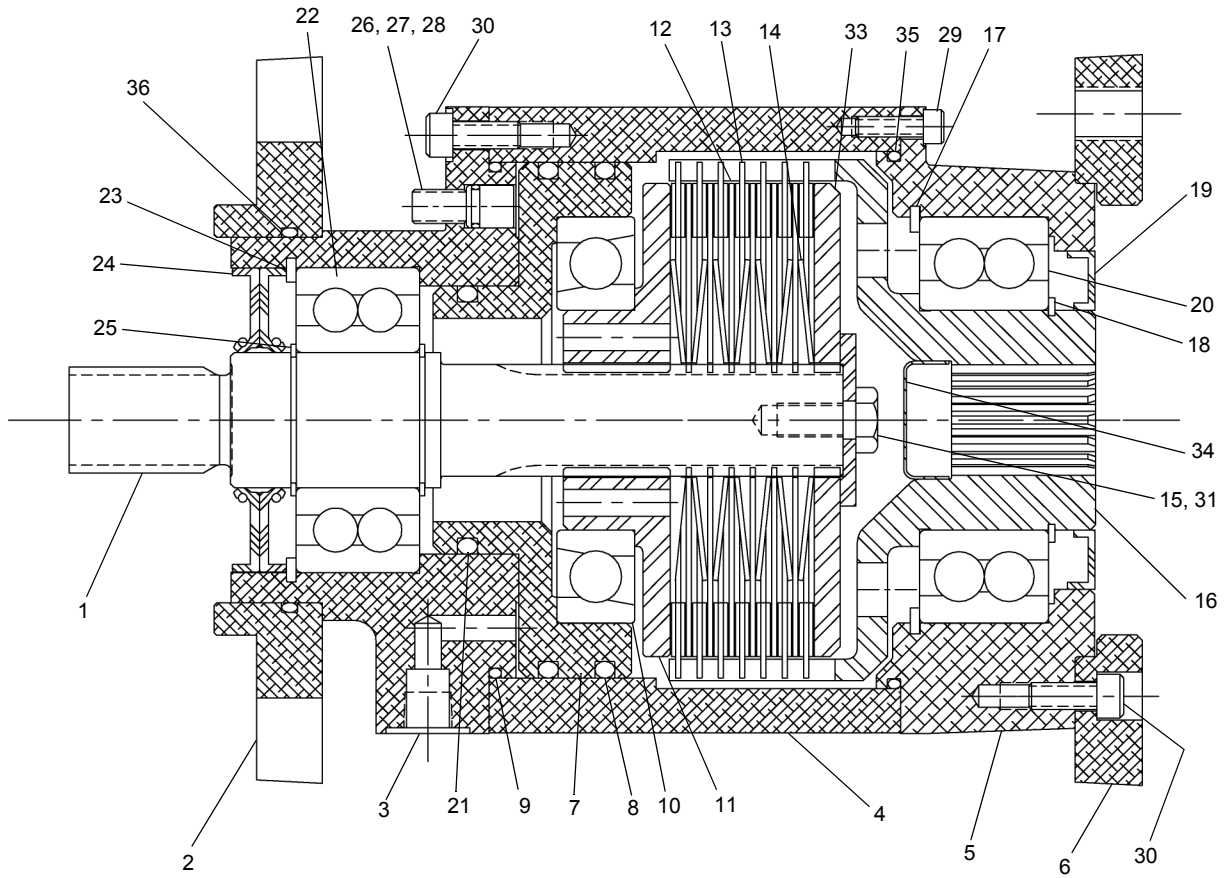
WHEN ORDERING PARTS, SPECIFY MODEL NUMBER, SERIAL NUMBER AND DESCRIPTION OF PARTS REQUIRED



PUMP, HYDRAULIC

DATE: Released 05-2013
 MODEL: T780
 PAGE 24.1

GROUP
24



SEE PAGE 24.3

WHEN ORDERING PARTS, SPECIFY MODEL NUMBER, SERIAL NUMBER AND DESCRIPTION OF PARTS REQUIRED

 **TEREX**
P/N 12261-690

PUMP, PTO

DATE: Released 05-2013
MODEL: T780
PAGE 24.2

GROUP
24

SEE PAGE 24.2

REF	PART NO.	DESCRIPTION	QTY
	717-1293 (Rev A)	PTO	
1	225278	Shaft	1
2	225279	Male Flange	1
3	225280	Input Housing	1
4	225281	Housing	1
5	225282	Ouput Housing.....	1
6	225283	Female Flange.....	1
7	225284	Piston.....	1
8	225285	O-Ring	2
9	225286	O-Ring	1
10	225287	ANG. Contact Ball Bearing	1
11	225288	Pressure Plate	1
12	225289	Separator Disc.....	6
13	225290	Friction Disc.....	7
14	225291	Belleville Spring	7
15	225292	Washer	1
16	225293	Drive Cup.....	1
17	225294	Retaining Ring	1
18	225295	Retaining Ring	1
19	225296	Seal	1
20	225297	Ball Bearing	1
21	225298	O-Ring	1
22	225299	Ball Bearing	1
23	225300	Retaining Ring	1
24	225301	Seal	2
25	225302	Retaining Ring	2
26	225303	Mechanical Piston	4
27	225304	O-Ring	4
28	225305	M10X1.5X16mm LG. Socket Set Screw	4
29	225306	M6X1.0X20mm LG. S.H.C.S.	6
30	225307	M8X1.25X25mm LG. S.H.C.S.	14
31	225308	M10X1.5X25mm LG. HEX. Head Screw	1
32	225309	9/16-18 SAE Plug	3
33	225310	Backplate	1
34	225311	Freeze Plug 1.375	1
35	225312	O-Ring	1
36	225313	O-Ring	1
37*	225314	9/16-18 SAE PLug Magnetic	1

* ITEM 37 IS NOT SHOWN IN THE ILLUSTRATION.

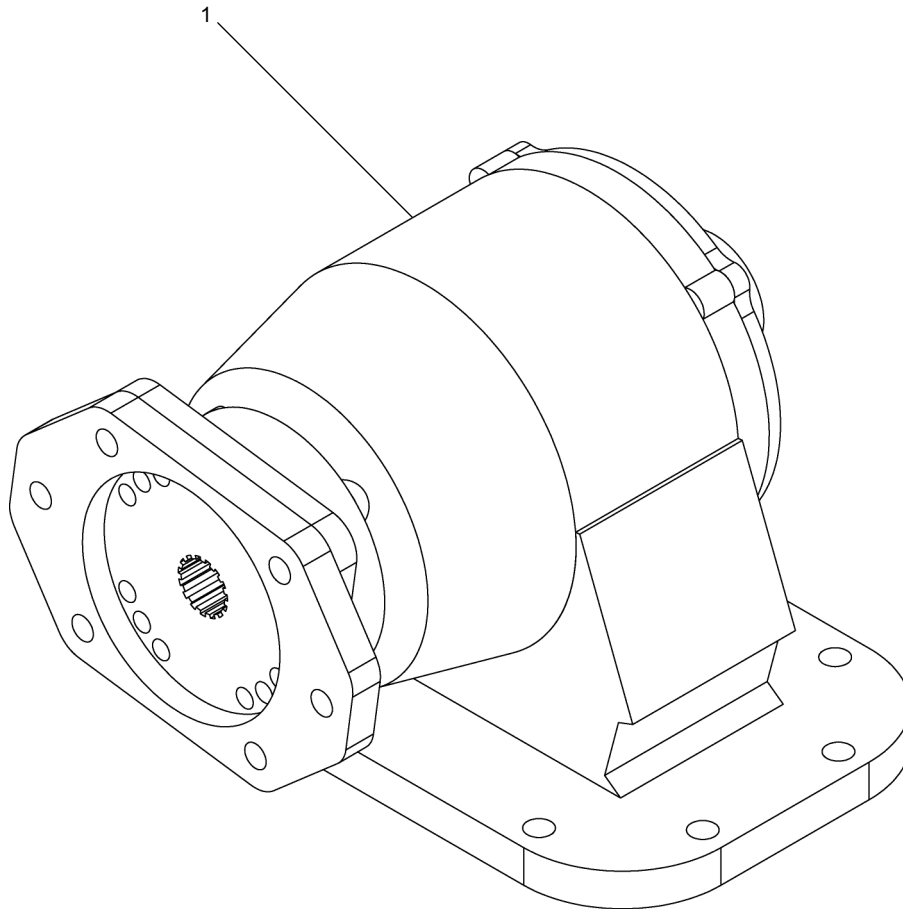
WHEN ORDERING PARTS, SPECIFY MODEL NUMBER, SERIAL NUMBER AND DESCRIPTION OF PARTS REQUIRED



PUMP, PTO

DATE: Released 05-2013
MODEL: T780
PAGE 24.3

GROUP
24



<u>REF</u>	<u>PART NO.</u>	<u>DESCRIPTION</u>	<u>QTY</u>
1	722 0066 (Rev A)	8 Bolt PTO.....	1

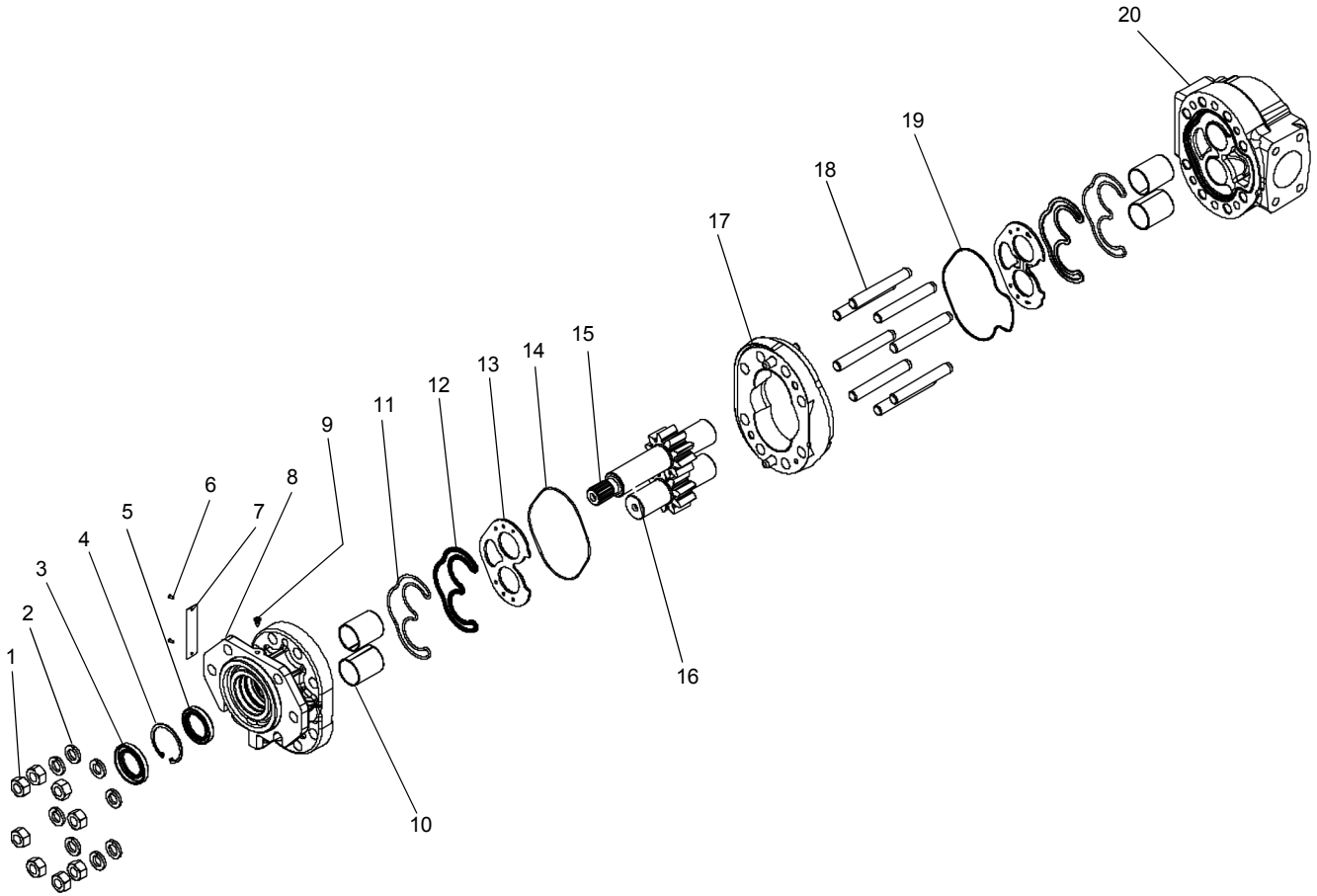
WHEN ORDERING PARTS, SPECIFY MODEL NUMBER, SERIAL NUMBER AND DESCRIPTION OF PARTS REQUIRED



PUMP, 8 BOLT PTO

DATE: Released 05-2013
 MODEL: T780
 PAGE 24.4

GROUP
24



<u>REF</u>	<u>PART NO.</u>	<u>DESCRIPTION</u>	<u>QTY</u>
	T140091 (Rev A)	<i>Pump, Boom</i>	
1	218808	Nut, 9/16-18, GR 8.....	8
2	218800	Washer, Lock, 9/16.....	8
3	218805	Seal, Shaft, Outer, G30.....	1
4	218801	Snap Ring, Internal, 2.000.....	1
5	218806	Seal, Shaft, Inner.....	1
6	218802	Drive Screw.....	2
7	218832	Name Plate.....	1
8	228256	Cover, Front, Machined, F30, #6, LH.....	1
9	218823	Plug, Weephole.....	1
10	218819	Bushing, DU, G30.....	4
11	218816	E-Ring, G30.....	2
12	218817	Retainer, E-Ring, G30.....	2
13	228257	Plate, Wear, G30-EN.....	2
14	228258	O-ring, Formed, Symetric, BUNA.....	1
15	228259	Gear, Drive, F30.....	1
16	218845	Gear, Driven, G30, 18GPM.....	1
17	228260	Center Section, G30, 18 GPM.....	1
18	228261	Stud, 9/16-18 X 3.98".....	8
19	228262	O-ring, Formed, Non-symetric, BUNA.....	1
20	228263	Cover, Rear, Machined, E CB.....	1

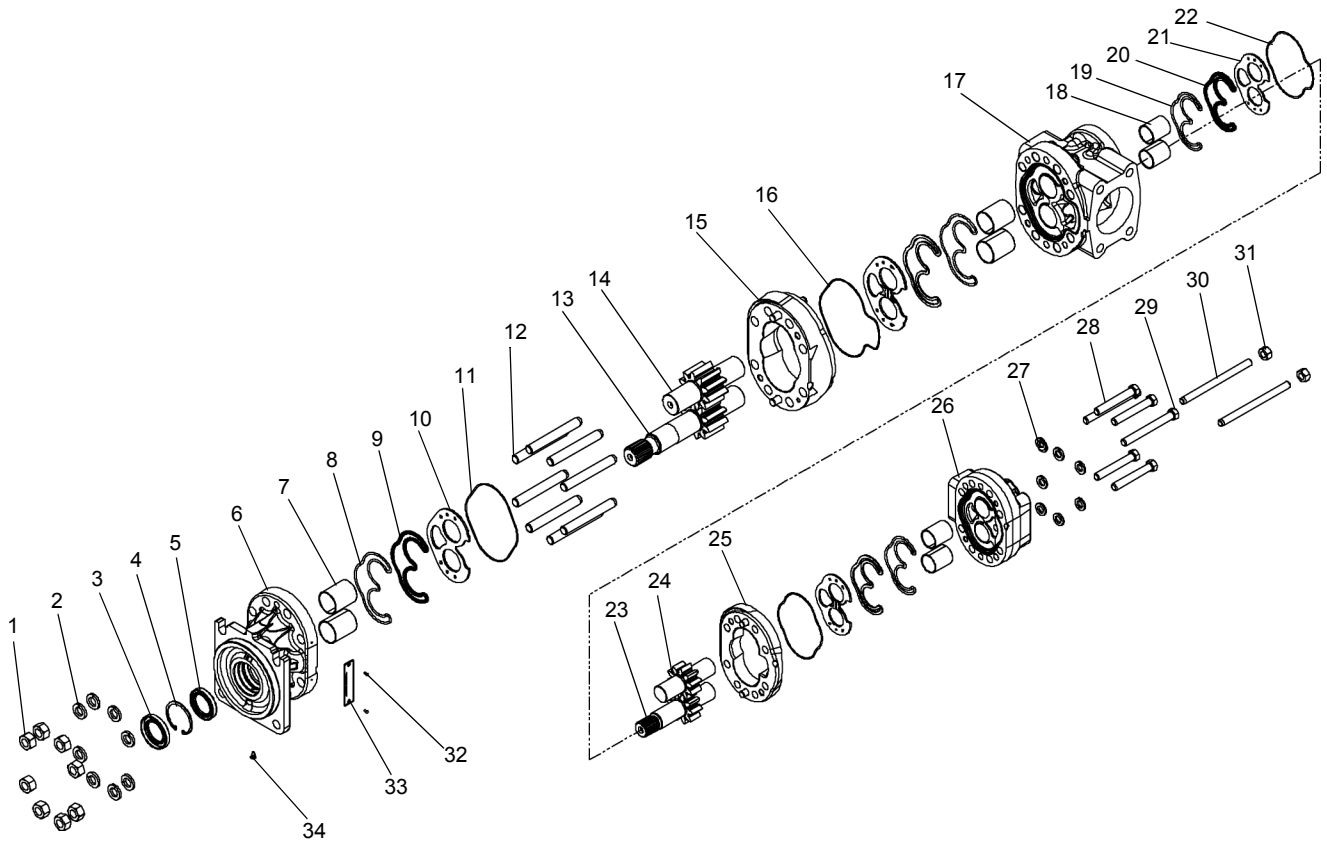
WHEN ORDERING PARTS, SPECIFY MODEL NUMBER, SERIAL NUMBER AND DESCRIPTION OF PARTS REQUIRED



**PUMP, BOOM
MANUAL TRANSMISSION**

DATE: Released 12-2014
MODEL: T780
PAGE 24.5

**GROUP
24**



REF	PART NO.	DESCRIPTION	QTY	REF	PART NO.	DESCRIPTION	QTY
T139768 (Rev A) Winch/Swing Pump							
1	218808	Nut, 9/16-18, GR 8.....	8	18	218824	Bushing, DU, G20.....	4
2	218800	Washer, Lock, 9/16.....	8	19	218810	Seal, E-Ring, G20.....	2
3	218805	Seal, Shaft, Outer, G30.....	1	20	218811	Retainer, E-Ring, G20.....	2
4	218801	Snap Ring, Internal, 2.000.....	1	21	218827	Pressure Plate, Machined, G20.....	2
5	218806	Seal, Shaft, Inner.....	1	22	218829	O-Ring, NITRILE.....	2
6	228264	Cover, Front, Machined.....	1	23	228267	Gear, Drive, 3020, 9 GPM.....	1
7	218819	Bushing, DU, G30.....	4	24	218839	Gear, Driven, F20, 9 GPM.....	1
8	218816	E-Ring, G30.....	2	25	228268	Center Section, G20, 9 GPM.....	1
9	218817	Retainer, E-Ring, G30.....	2	26	218818	Cover, Rear, G20, B.....	1
10	228257	Plate, Wear, G30-EN.....	2	27	218799	Washer, Lock, 7/16.....	8
11	228258	O-Ring, Formed, Symetric, BUNA.....	1	28	218803	HHCS, 7/16-14 X 3.00.....	4
12	218838	Stud, Taper LOC, 9/16.....	8	29	218804	HHCS, 7/16-14 X 4.00.....	2
13	218842	Gear, Drive, G30, 25GPM.....	1	30	218834	Stud, Taperlock 7/16-14 X 5.66.....	2
14	218837	Gear, Driven, G30, 25GPM.....	1	31	218809	Nut, 7/16-20.....	2
15	228265	Center Section, G30, 25 GPM.....	1	32	218802	Drive Screw.....	2
16	228262	O-ring, Formed, Non-symetric, BUNA.....	1	33	218832	Name Plate.....	1
17	228266	SECT, Port, F3020, G CB.....	1	34	218823	Plug, Weephole.....	1

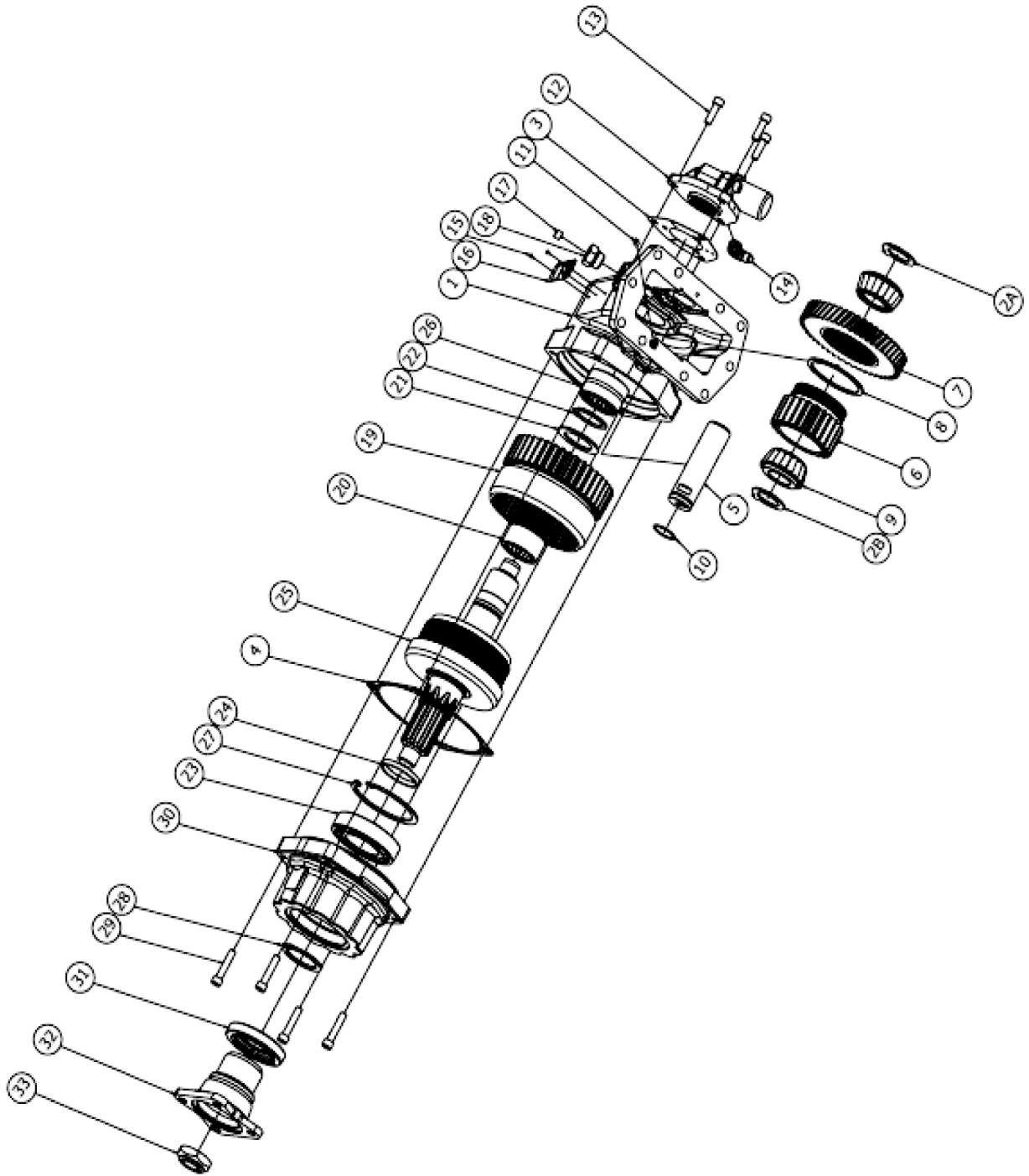
WHEN ORDERING PARTS, SPECIFY MODEL NUMBER, SERIAL NUMBER AND DESCRIPTION OF PARTS REQUIRED



WINCH/SWING PUMP MANUAL TRANSMISSION

DATE: Released 12-2014
MODEL: T780
PAGE 24.6

GROUP
24



SEE PAGE 24.8

WHEN ORDERING PARTS, SPECIFY MODEL NUMBER, SERIAL NUMBER AND DESCRIPTION OF PARTS REQUIRED

 **TEREX**
P/N 12261-690

PUMP DRIVE PTO 859

DATE: Revised 12-2014

MODEL: T780

PAGE 24.7

GROUP

24

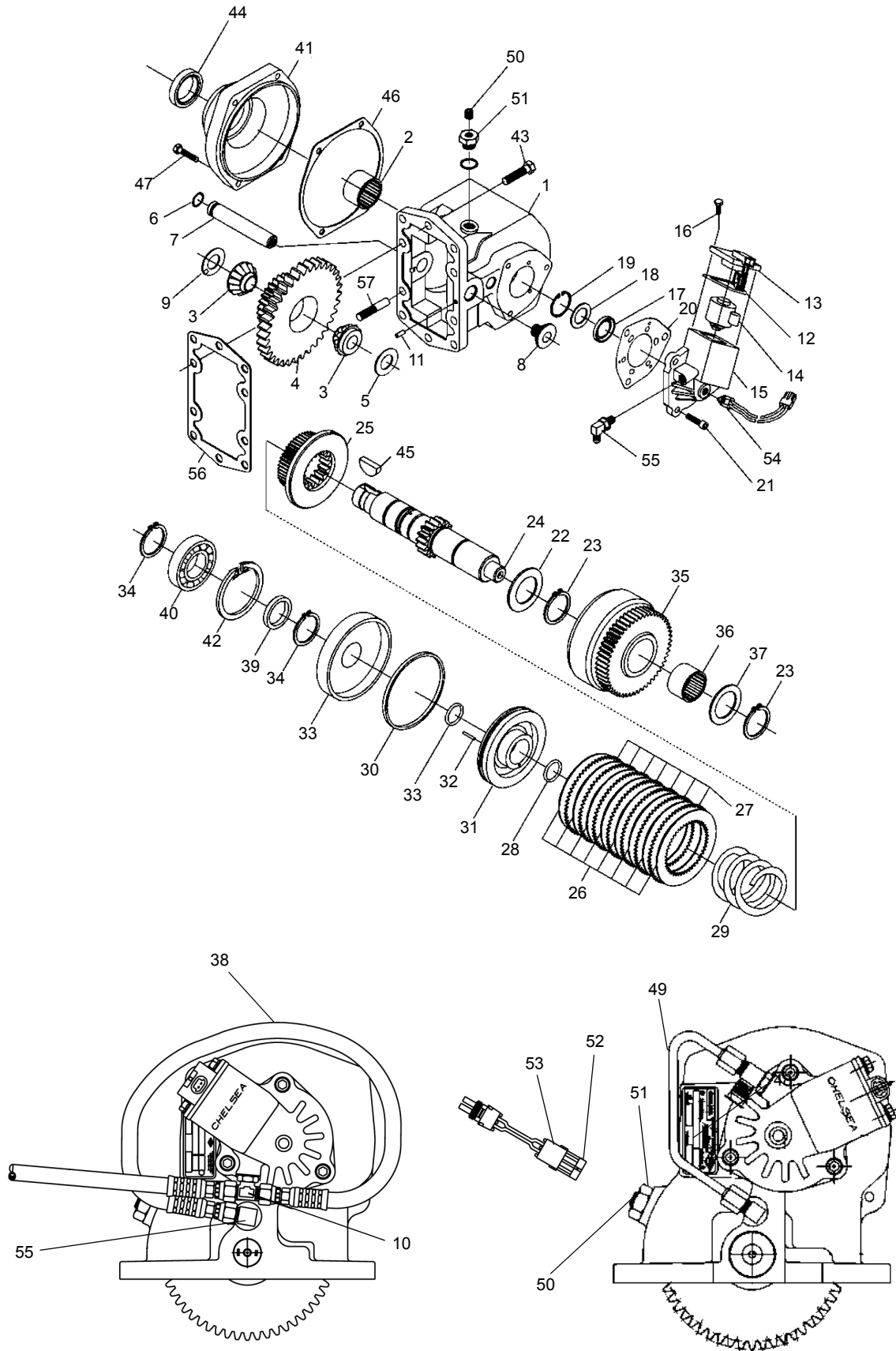
SEE PAGE 24.7

REF	PART NO.	DESCRIPTION	QTY	REF	PART NO.	DESCRIPTION	QTY
	718-0126 (Rev B)	<i>Pump Drive PTO 859</i>					
1	228371	Housing Machined ("5" Arrangement).....	1	19		Clutch Gear	1
	228372	Housing Machined ("3" Arrangement).....	1	20	225555	Bearing Needle Roller ASS'Y (1 .500" x 1.875" x 1.000").....	1
2A	228373	Spacer (1.191" X 1.75" X .080")	2	21	225586	Washer Thrust (1.507"X2.167"X.094")	1
	228375	Spacer (1.191" X 1.75" X .085")	1	22	225568	Lockring.....	1
	228376	Spacer (1.191" X 1.75" X .090")	1	23	228389	Bearing Ball (1 .77" X 3.346" X .748").....	1
2B	228377	Spacer (1.191" X 1.75" X .094")	1			Spacer (1.776" X 2.200" X .239") ...	1
3	225485	Gasket	1	24	228390	ASSY Drive Shaft & Clutch (3-P-1065 Shaft).....	1
4	228378	Gasket	1	25	228391	Bearing Noodle Roller (1.500" X 2.062" X 1.250").....	1
5	228379	Shaft Idler (1.18").....	1			Lockring.....	1
6	228374	Gear, Ratio	1	26	228392	Lockring.....	1
7	228385	Gear, Input.....	1			Lockring.....	1
8	228380	Lockring.....	1	27	228393	Lockring.....	1
9	228381	Bearing Tapered Cone (1.181" X .9843")	2	28	228394	Lockring.....	1
				29	225595	Capscrew SH (.312"-18"-1.000")....	4
10	228382	O-Ring (1.051" X .070").....	1	30	228395	Cap Bearing ("XV" Output Only)....	1
11	228383	Set Screw SH (.250"-20"-.500").....	1	31	228396	Oil Seal (3.001" X 2.00" X .375") ("XV" Output Only).....	1
12	228384	ASS'Y Valve Cap 12V ("FJ", "LN" Pitch).....	1	32	225533	Companion Flange 1410 ("XV" Output Only).....	1
	228386	ASS'Y Valve Cap 12V ("KV" Pitch).....	1	33	225522	Nut Stop (.875"-14") ("XV" Output Only).....	1
13	225524	Capscrew SH (.312"-18"-1.000")	3			Sensor Speed (W/O E.O.C. only)...	1
14	225529	Elbow 90° (.438"-20").....	1	34	225528	O-Ring (.644" X .087") (W/O E.O.C. Only).....	1
15	225495	Screw Drive	2	35	225527	Cap Thread (.438").....	1
16	228388	Plate Name.....	1			Plug Shipping	1
17	225525	Plug Pipe (.125"-27") (W/O E.O.C. only).....	1	36	228397	ASS'Y Seal Cap ("G" & "H" Shift Only).....	1
				37	228398		
18	225526	Adapter Straight (.125"-27" X.750"-16") (W/O E.O.C. only)	1	38	228387		

* ITEMS 34 TO 38 ARE NOT SHOWN IN THE ILLUSTRATION

WHEN ORDERING PARTS, SPECIFY MODEL NUMBER, SERIAL NUMBER AND DESCRIPTION OF PARTS REQUIRED

 P/N 12261-690	PUMP DRIVE PTO 859	DATE: Revised 12-2014	GROUP 24
		MODEL: T780	
		PAGE 24.8	



SEE PAGE 24.10

WHEN ORDERING PARTS, SPECIFY MODEL NUMBER, SERIAL NUMBER AND DESCRIPTION OF PARTS REQUIRED

TEREX
P/N 12261-690

PUMP DRIVE

DATE: Released 05-2013
MODEL: T780
PAGE 24.9

GROUP
24

SEE PAGE 24.9

REF	PART NO.	DESCRIPTION	QTY	REF	PART NO.	DESCRIPTION	QTY
	718-0271	<i>Pump Drive</i>					
1	225554	Housing ASS'Y, (Includes Item 11).....	1	29	225573	Return Spring	1
2	225555	Needle Bearing.....	1		225574	Piston & Cylinder Assembly (Includes Items 30-32).....	A.R
3	225556	Tapered Bearing Cone	2			Block Vee Ring	1
4	226006	Input Gear.....	1	30	225575	Piston Assembly (Includes Items 31 and 32)	A.R
5	225557	Spacers (.112 - .114).....	A.R.		225576	Piston	1
	225558	Spacers (.115 - .117).....	A.R.			(Includes Items 31 and 32)	A.R
	225559	Spacers (.118 - .120).....	A.R.	31	225577	Piston	1
	225560	Spacers (.121 - .123)	A.R.	32	225578	Wiggler Wire	1
	225561	Spacers (.124 - .126).....	A.R.	33	225579	Clutch Back Up Cylinder.....	1
6	225562	O-Ring	1	34	225580	Retaining Ring	2
7	225563	Idle Shaft, Pressure Lube.....	1			Output Gear Assembly (Includes Items 35 and 36)	
8	225564	NWD Plug.....	1			"B" Ratio / "B" Ratio Super Torque....	A.R
9	225565	Thrust Washer	1		225581	"D" Ratio / "D" Ratio Super Torque	A.R
10	225566	Straight Thread O-Ring Connector Tee	1		225582	"G" Ratio / "G" Ratio Super Torque....	A.R
		Slotted Pin	1		225583	"M" Ratio / "M" Ratio Super Torque ...	A.R
					225584	"S" Ratio / "S" Ratio Super Torque....	A.R
	225496	Valve & Valve Cap Assembly (12 Volt)	1	35	226007	Output Gear	1
	225497	Valve & Valve Cap Assembly(24 Volt) (Include Items 12 thru 19).....	1	36	225555	Needle Bearing	1
				37	225586	Thrust Washer	1
				38	225587	Hose Connector	1
				39	225588	Spacer, Drive Shaft	1
12	225499	Block Ring	1	40	225589	Ball Bearing.....	1
13	225501	Valve Cap Assembly (12 Volt)	1	41	226010	Bearing Cap/Pump Flange.....	1
	225502	Valve Cap Assembly (24 Volt)	1	42	225590	Retaining Ring	1
14	225505	Solenoid Valve (12 Volt)	1	43	225591	Ferry Capscrew (M10-1.5 x 35mm) ...	8
	225506	Solenoid Valve (24 Volt).....	A.R	44	225592	Oil Seal	1
15	225500	Valve Cap	1	45	225593	Woodruff Key	1
16	225507	HEX Capscrew (.250"-20 x .750") ..	4	46	225594	Gasket, Bearing Cap.....	1
17	225498	Oil Seal	1	47	225595	Socket Head Capscrew (.312"-18 x 1.500")	4
18	225503	Washer	1			Run Tee, Pressure Lube Only	1
19	225504	Retaining Ring	1	48	225531	Steel Tubing, Pressure Lube Only	1
20	225485	Gasket, Valve Cap	1	49	225596	Pipe Plug .125"-27 NPTF, W/O E.O.C. Only.....	1
21	225524	Socket Head Capscrew (.312"-18 x 1.000")	3	50	225525	O-Ring Boss Plug, w/o E.O.C. Only... O-Ring, W/ E.O.C. Only	1
	226009	Output Shaft & Clutch Assembly (Includes Items 22 thru 34).....	A.R	51	225526	Speed Sensor, W/ E.O.C. Only.....	1
				52	225527	Pressure Switch Assembly	1
22	225567	Spacer	1	53	225528	Straight Thread Connector 90°, W/O Pressure Lube	2
23	225568	Retaining Ring	2	54	225597	Mounting Gasket.....	1
24	226008	Output Shaft	1	55	225529	Guide Screw	2
25	225569	Clutch Gear	1			Stud Kit	1
26	225570	Friction Disc.....	8	56	225598		
27	225571	Clutch Plate	7	57	225599		
28	225572	O-Ring	2	58*	225550		

* ITEM 58 IS NOT SHOWN IN THE ILLUSTRATION

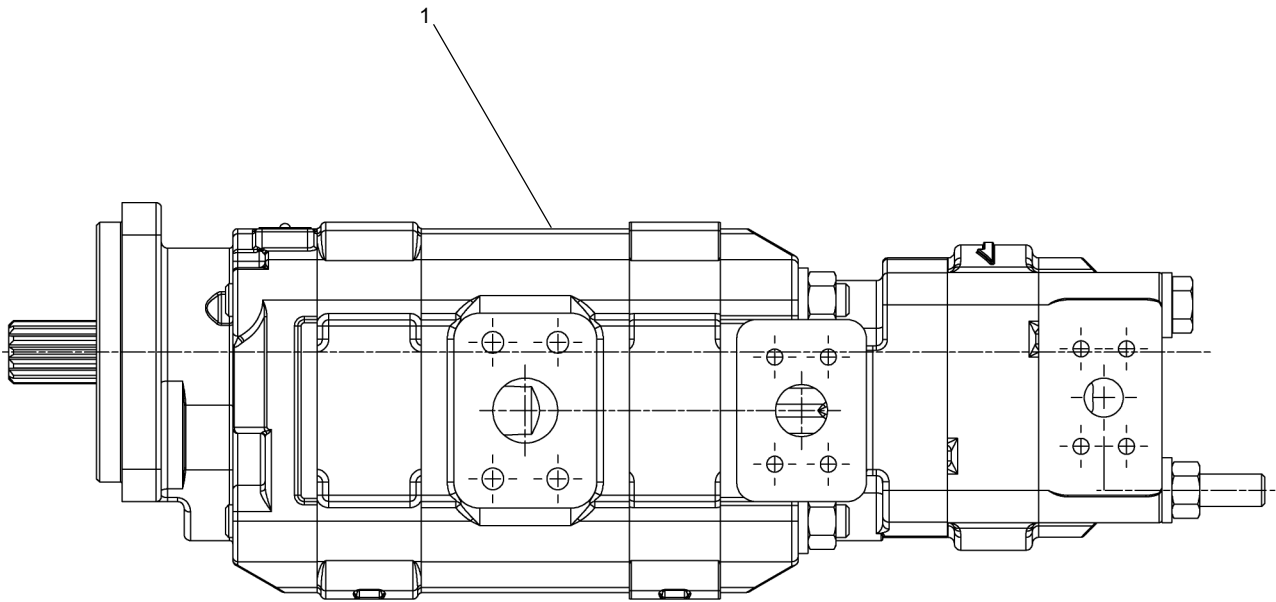
WHEN ORDERING PARTS, SPECIFY MODEL NUMBER, SERIAL NUMBER AND DESCRIPTION OF PARTS REQUIRED



PUMP DRIVE

DATE: Released 05-2013
MODEL: T780
PAGE 24.10

GROUP
24



REF	PART NO.	DESCRIPTION	QTY
1	*T120162 (Rev A)	Pump, HYD Triple	1

* Consult to Parker for parts breakdown information

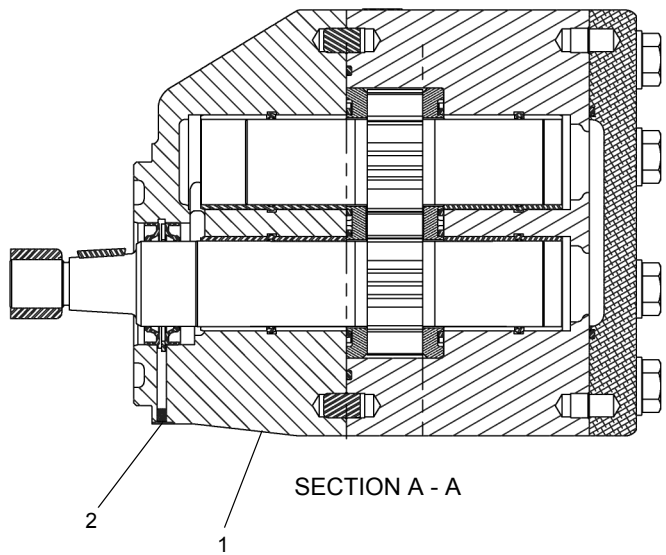
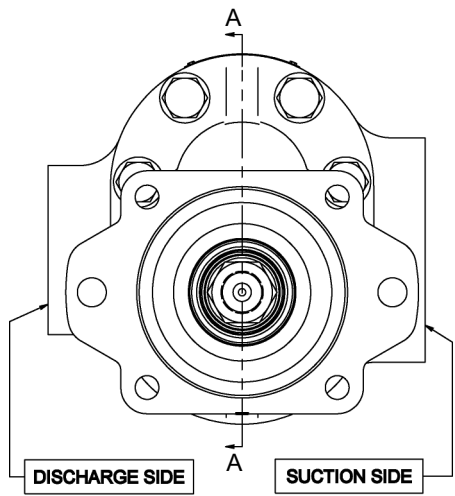
WHEN ORDERING PARTS, SPECIFY MODEL NUMBER, SERIAL NUMBER AND DESCRIPTION OF PARTS REQUIRED



PUMP, HYDRAULIC TRIPLE

DATE: Released 05-2013
 MODEL: T780
 PAGE 24.11

GROUP
24



<u>REF</u>	<u>PART NO.</u>	<u>DESCRIPTION</u>	<u>QTY</u>
	T118199 (Rev A)	<i>Pump, Boom</i>	
1	225316	VFL7-250C, Pump, Boom	1
2	217306	Breather	1

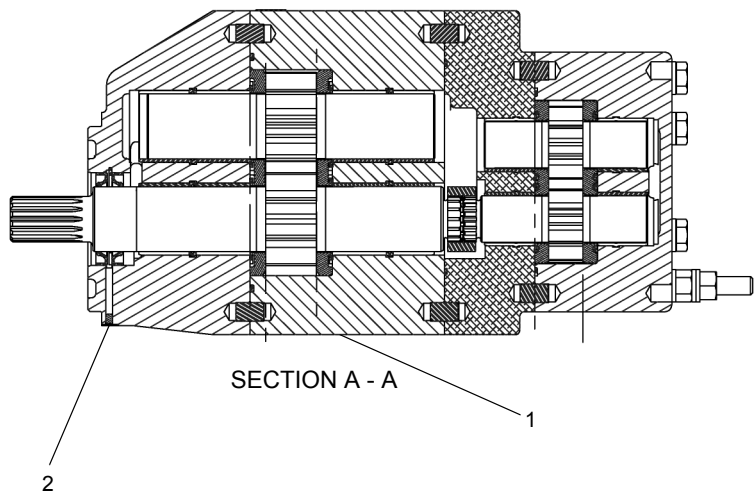
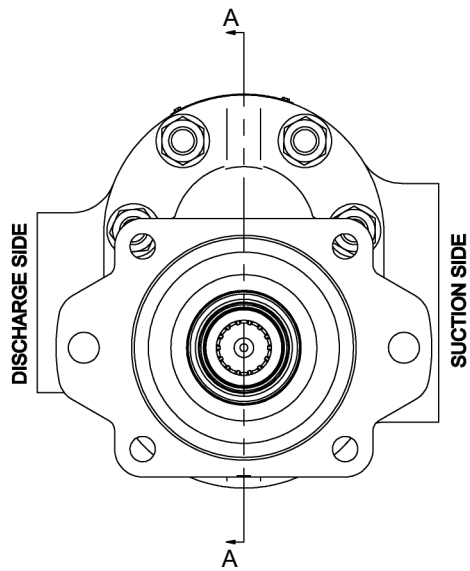
WHEN ORDERING PARTS, SPECIFY MODEL NUMBER, SERIAL NUMBER AND DESCRIPTION OF PARTS REQUIRED



PUMP, BOOM

DATE: Released 05-2013
 MODEL: T780
 PAGE 24.12

GROUP
24



REF	PART NO.	DESCRIPTION	QTY
	T118200 (Rev A)	Pump, Winch/Swing	
1	225316	VTFL7-300-FP6-115C, Pump, Winch/Swing	1
2	217306	Breather	1

WHEN ORDERING PARTS, SPECIFY MODEL NUMBER, SERIAL NUMBER AND DESCRIPTION OF PARTS REQUIRED

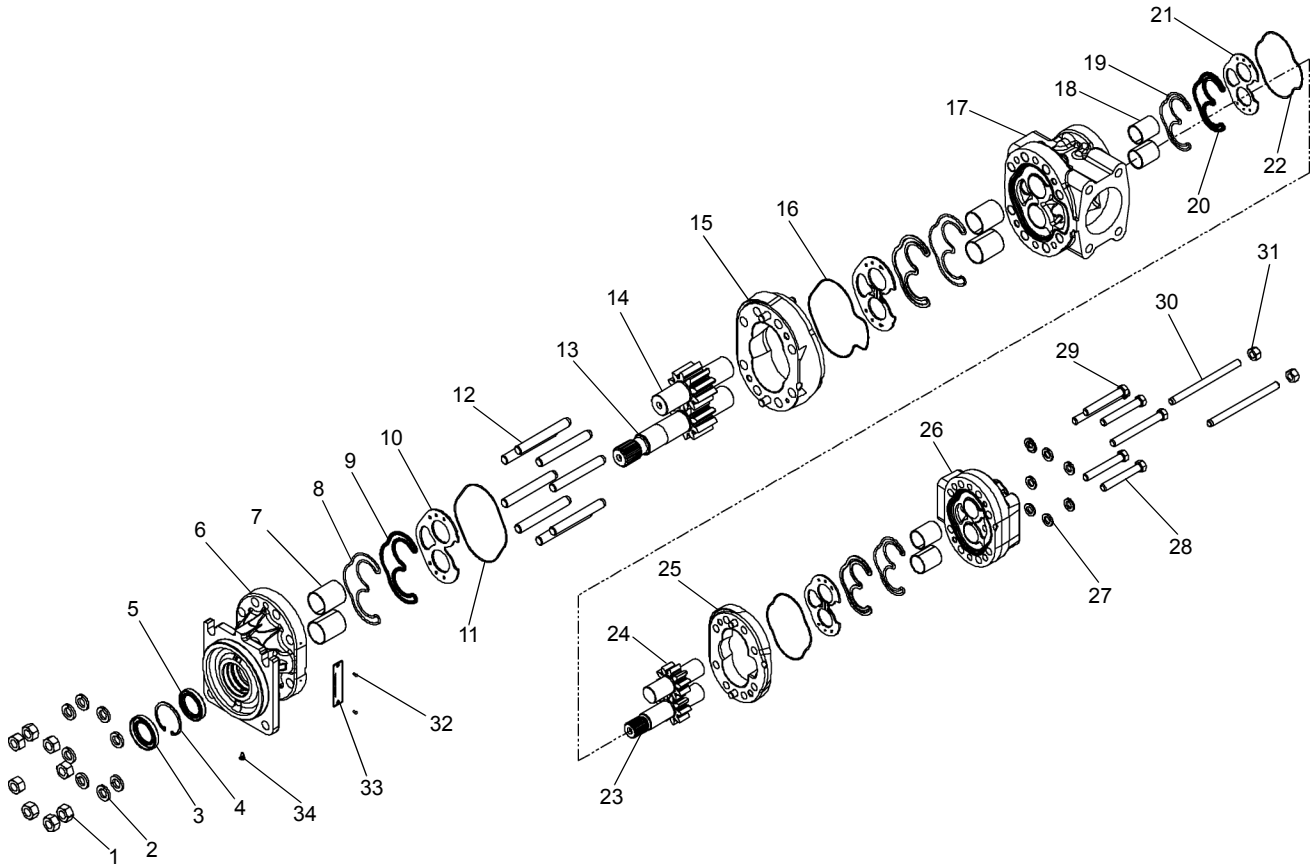


PUMP, WINCH/SWING

DATE: Released 05-2013
 MODEL: T780
 PAGE 24.13

GROUP
24

T139768



REF	PART NO.	DESCRIPTION	QTY	REF	PART NO.	DESCRIPTION	QTY
T139768 (Rev A) Winch & Swing Pump							
1	218808	Nut, 9/16-18, GR 8	8	18	218824	Bushing, DU, G20.....	4
2	218800	Washer, Lock, 9/16.....	8	19	218810	Seal, E-Ring, G20.....	2
3	218805	Seal, Shaft, Outer, G30	1	20	218811	Retainer, E-Ring, G20.....	2
4	218801	Snap Ring, Internal, 2.00.....	1	21	218827	Pressure Plate, machined, G20.....	2
5	218806	Seal, Shaft, Inner.....	1	22	218829	O-ring, Nitrile.....	2
6	228264	Cover, Front, Machined.....	1	23	228267	Gear, Drive, 3020, 9 GPM.....	1
7	218819	Bushing, DU, G30	4	24	218839	Gear, Driven, F20, 9 GPM.....	1
8	218816	E-Ring, G30.....	2	25	228268	Center Section, G20, 9 GPM.....	1
9	218817	Retainer, E-Ring, G30	2	26	218818	Cover, Rear, G20, B.....	1
10	228257	Plate, Wear, G30-EN.....	2	27	218799	Washer, Lock, 7/16	8
11	228258	O-ring, Formed, Symetric, Buna.....	1	28	218803	HHCS, 7/16-14 X 3.00	4
12	218838	Stud, Taperloc, 9/16.....	8	29	218804	HHCS, 7/16-14 X 4.00.....	2
13	218842	Gear, Drive, G30, 25 GPM.....	1	30	218834	Stud, TaperLock 7/16-14 X 5.66.....	2
14	218837	Gear, Driven, G30, 25 GPM.....	1	31	218809	Nut, 7/16-20	2
15	228265	Center Section, G30, 25 GPM.....	1	32	227405	Drive Screw	2
16	228262	O-Ring, Formed, Non-Symetric, Buna	1	33	218832	Nameplate	1
17	228266	Sect, Port, F3020, G CB.....	1	34	218823	Plug, Weephole	1

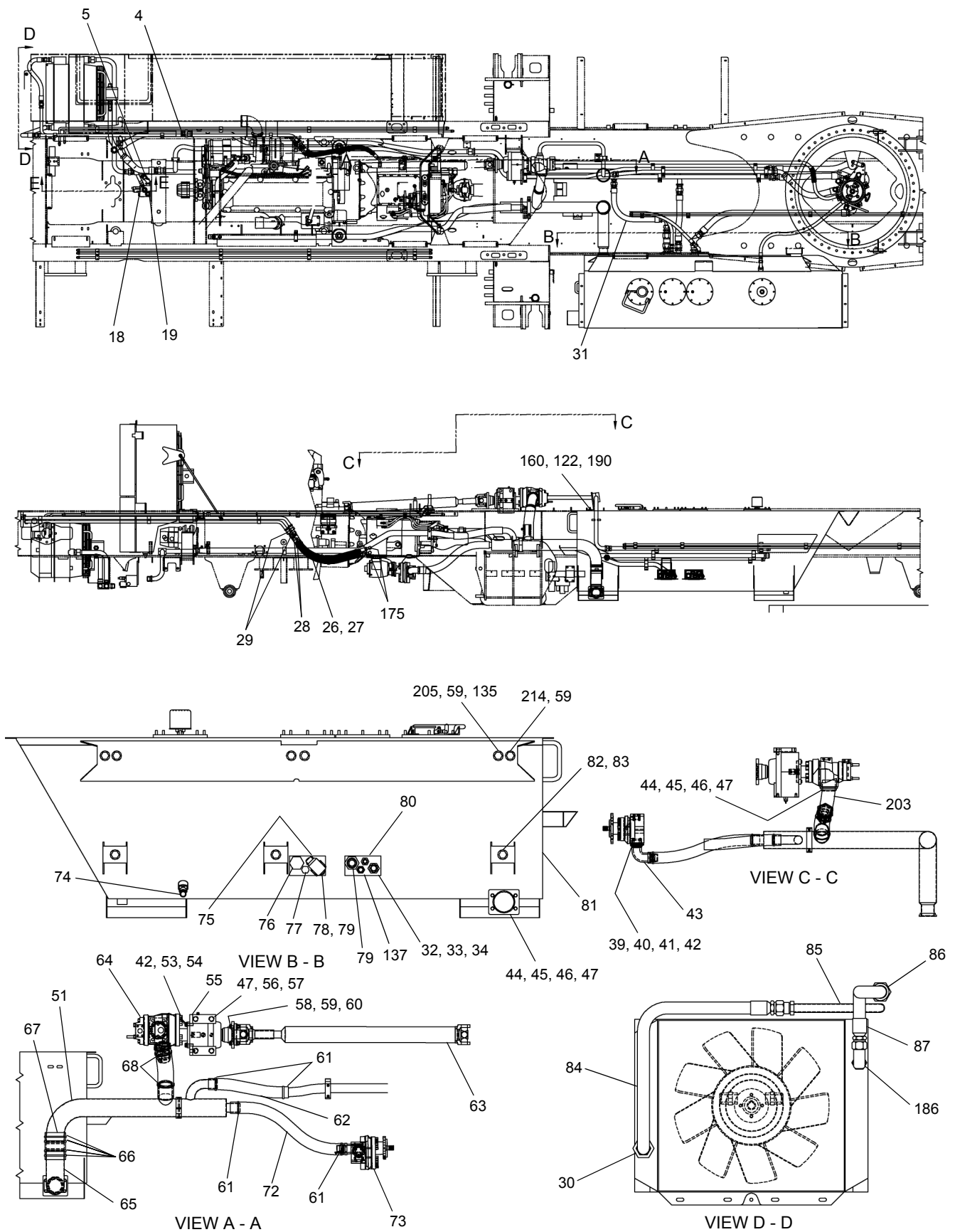
WHEN ORDERING PARTS, SPECIFY MODEL NUMBER, SERIAL NUMBER AND DESCRIPTION OF PARTS REQUIRED



PUMP, WINCH / SWING

DATE: Revised 12-2014
 MODEL: T780
 PAGE 24.14

GROUP
24



SEE PAGES 25.9 & 25.10

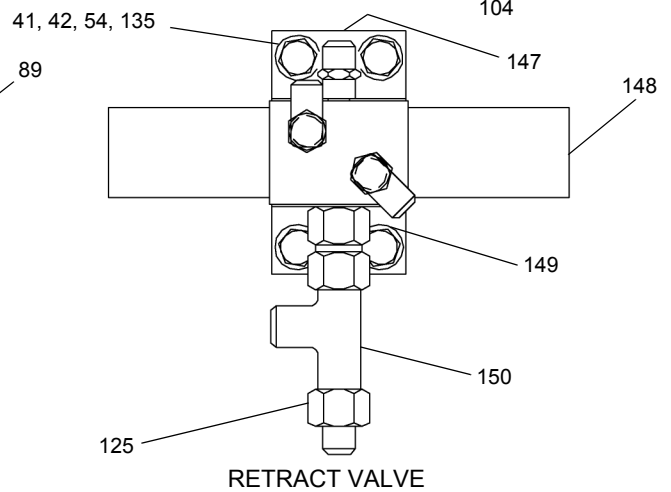
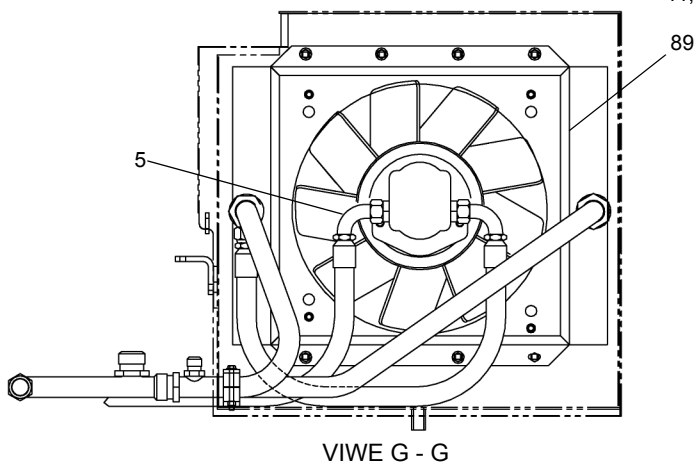
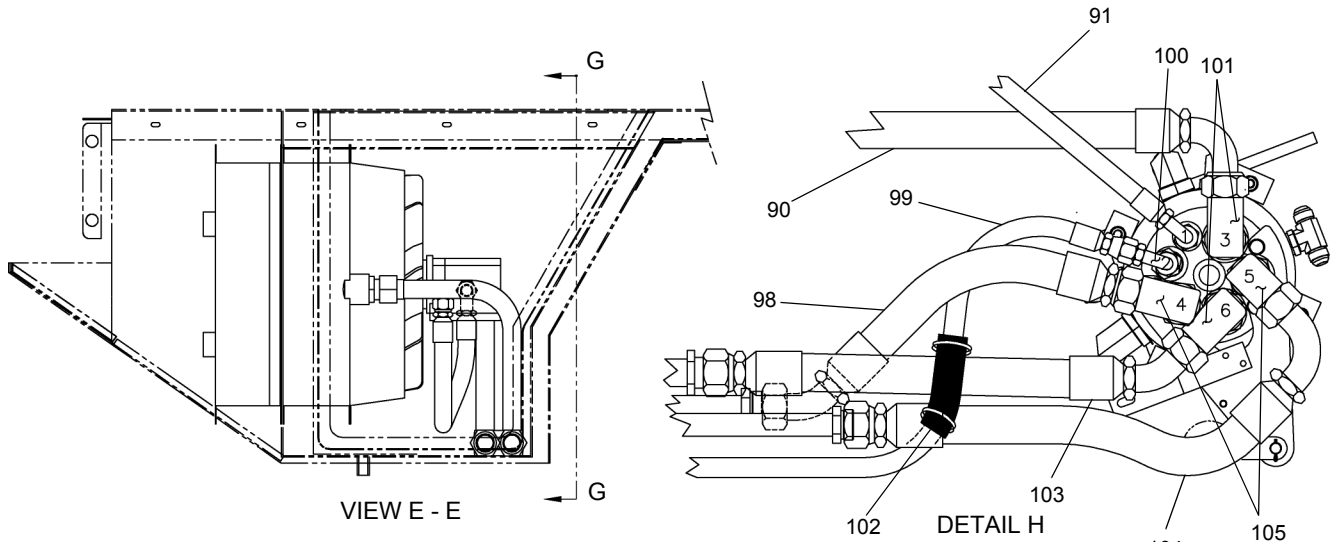
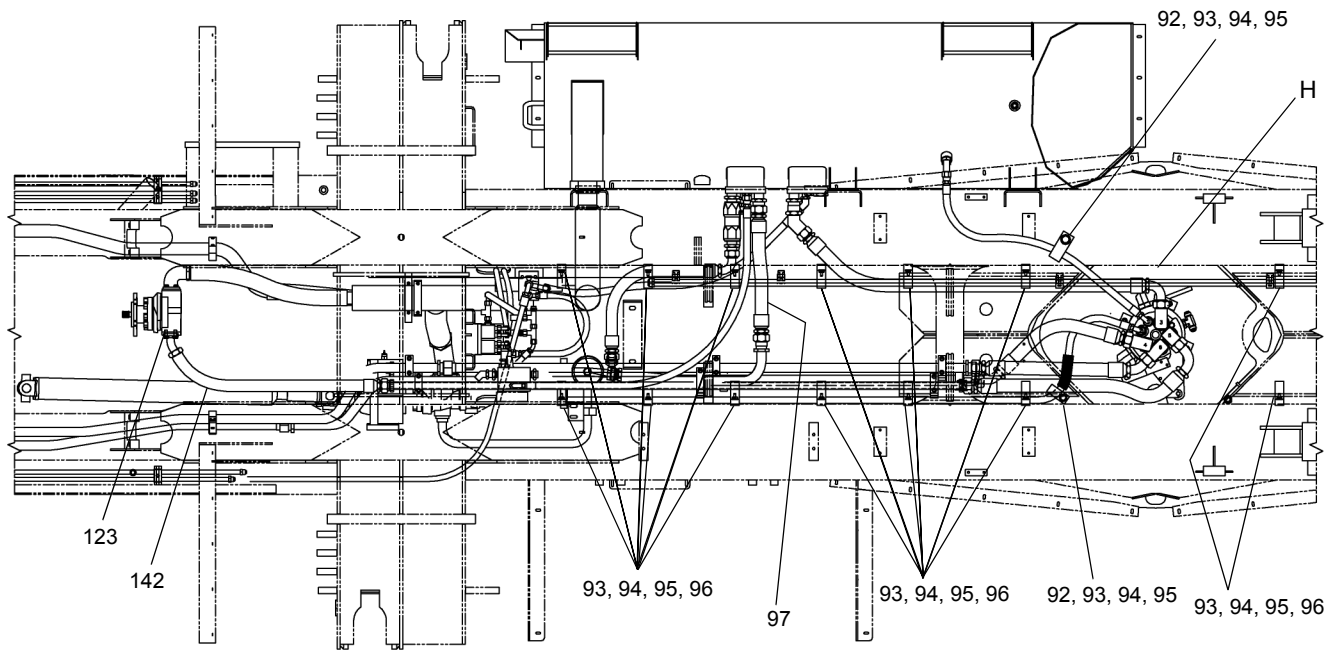
WHEN ORDERING PARTS, SPECIFY MODEL NUMBER, SERIAL NUMBER AND DESCRIPTION OF PARTS REQUIRED



**LOWER HYDRAULIC ASSY
W/MANUAL (EXPORT)**

DATE: Revised 12-2014
MODEL: T780
PAGE 25.1

**GROUP
25**



SEE PAGES 25.9 & 25.10

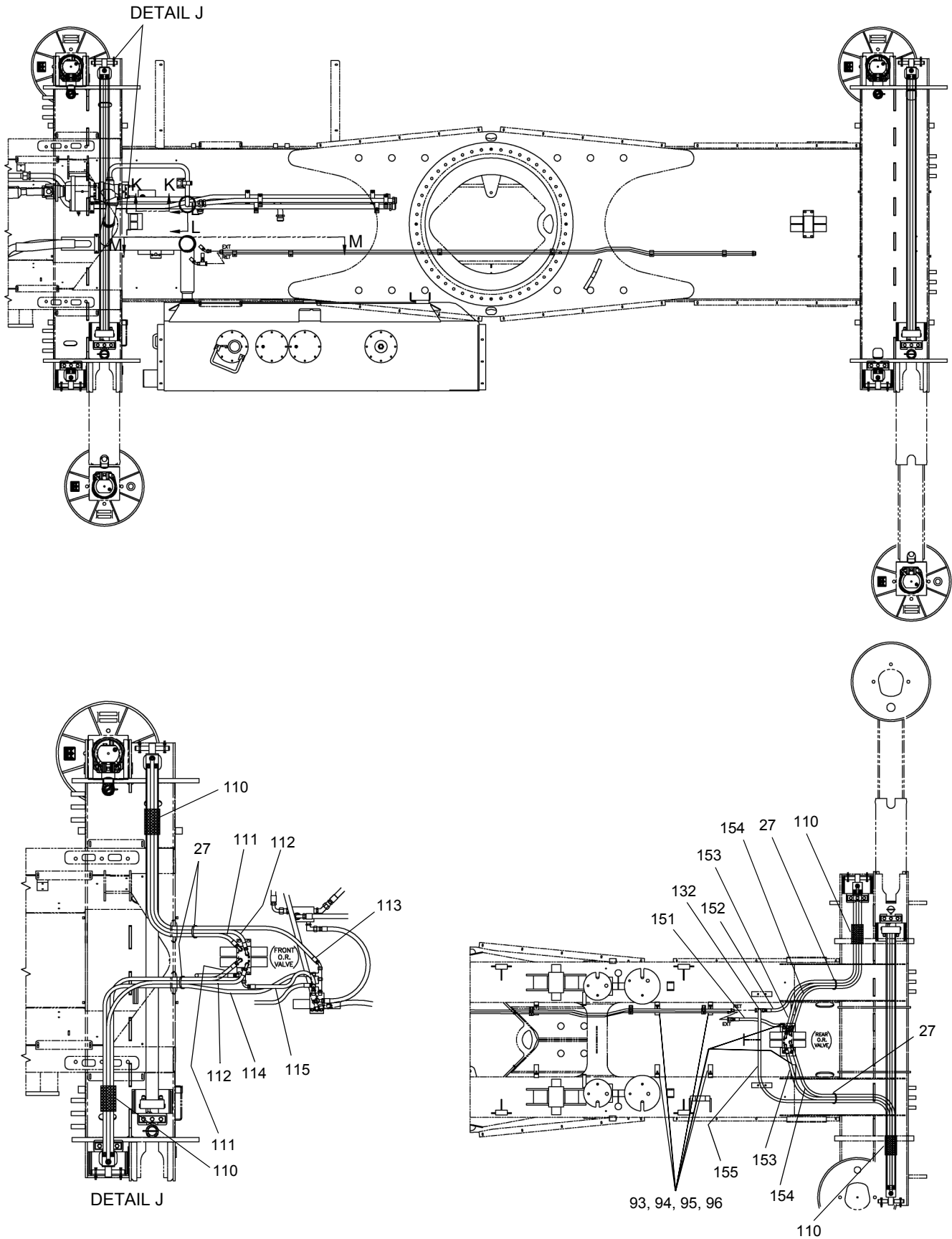
WHEN ORDERING PARTS, SPECIFY MODEL NUMBER, SERIAL NUMBER AND DESCRIPTION OF PARTS REQUIRED



**LOWER HYDRAULIC ASSY
W/MANUAL (EXPORT)**

DATE: Revised 12-2014
MODEL: T780
PAGE 25.2

GROUP
25



SEE PAGES 25.9 & 25.10

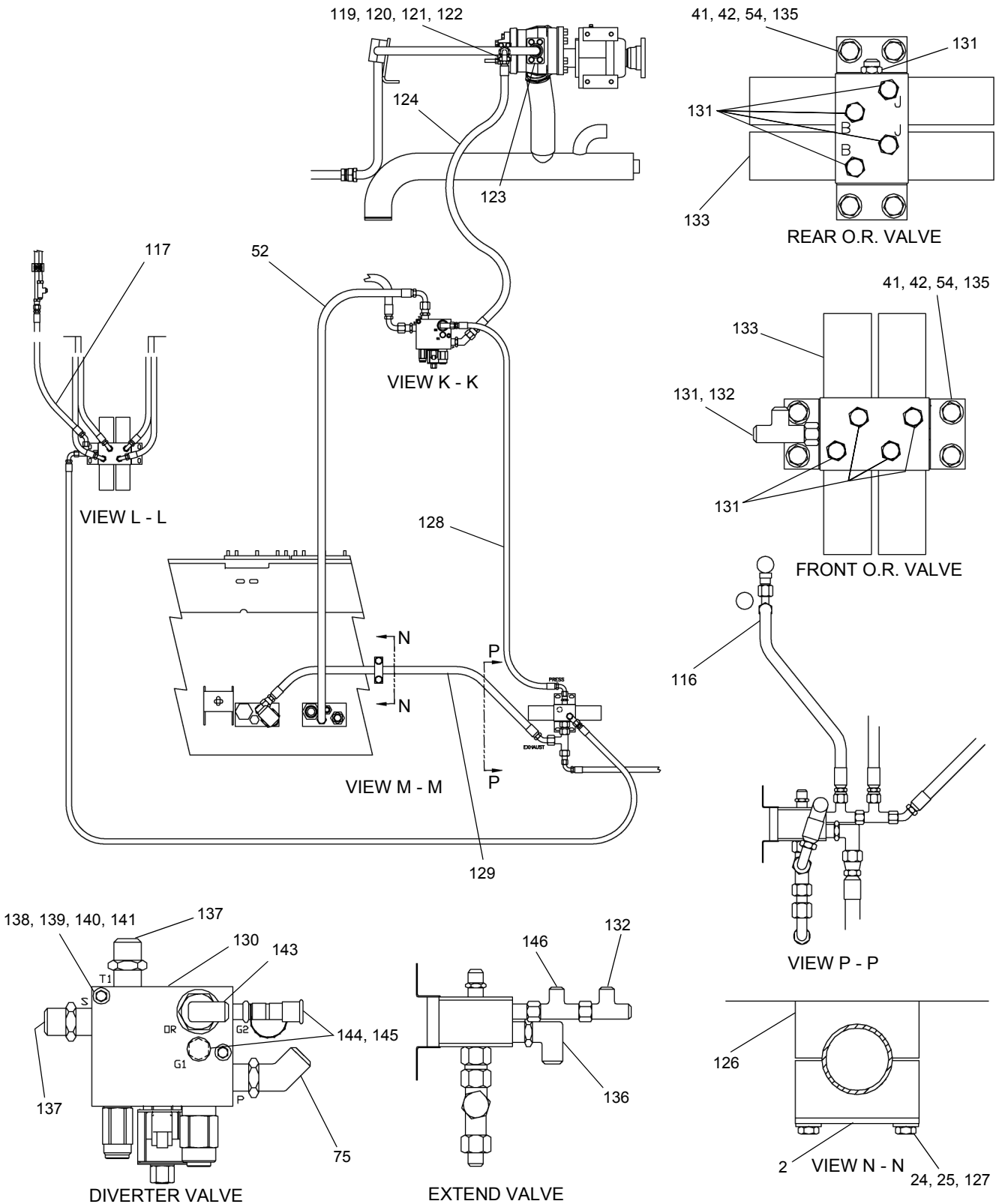
WHEN ORDERING PARTS, SPECIFY MODEL NUMBER, SERIAL NUMBER AND DESCRIPTION OF PARTS REQUIRED

 **TEREX**
P/N 12261-690

**LOWER HYDRAULIC ASSY
W/MANUAL (EXPORT)**

DATE: Revised 12-2014
MODEL: T780
PAGE 25.3

**GROUP
25**



SEE PAGES 25.9 & 25.10

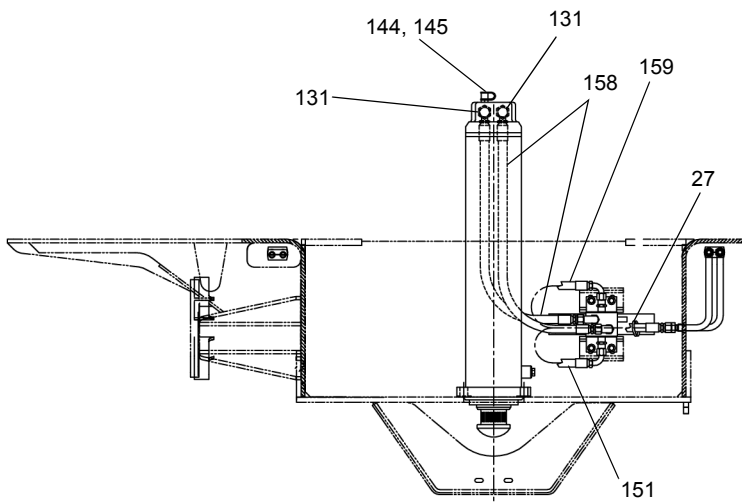
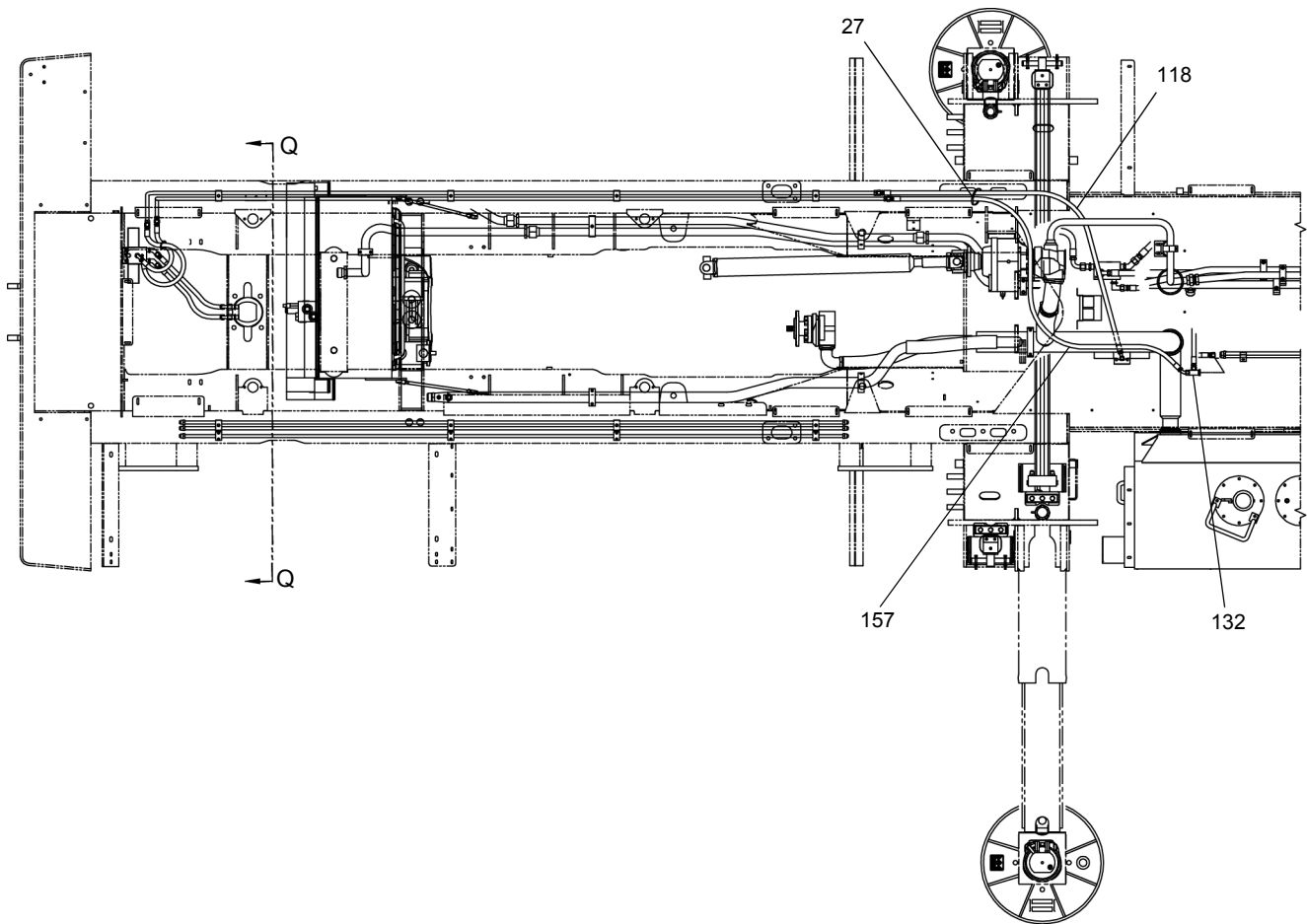
WHEN ORDERING PARTS, SPECIFY MODEL NUMBER, SERIAL NUMBER AND DESCRIPTION OF PARTS REQUIRED



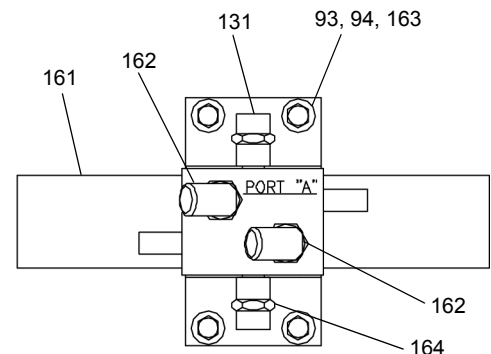
**LOWER HYDRAULIC ASSY
W/MANUAL (EXPORT)**

DATE: Revised 12-2014
MODEL: T780
PAGE 25.4

**GROUP
25**



SECTION Q - Q



FRONT JACK VALVE W/CROSSOVER RELIEF

SEE PAGES 25.9 & 25.10

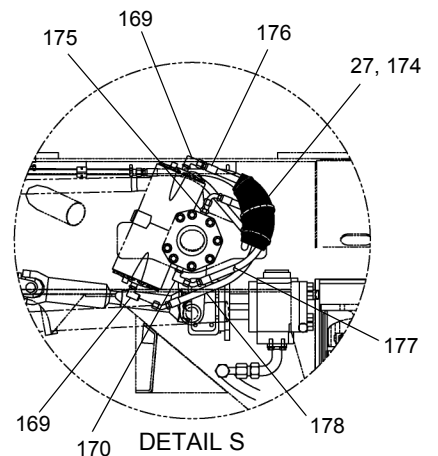
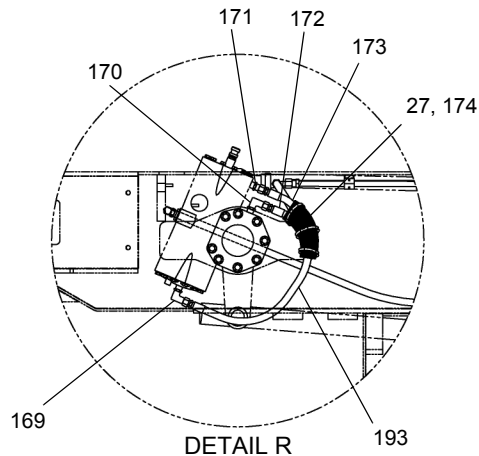
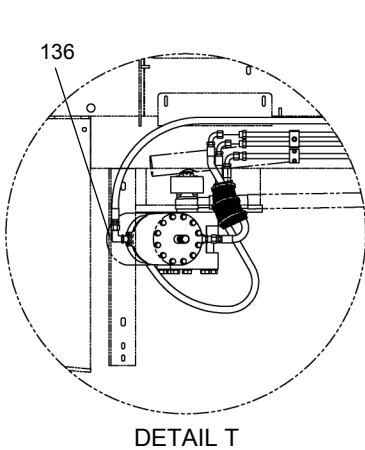
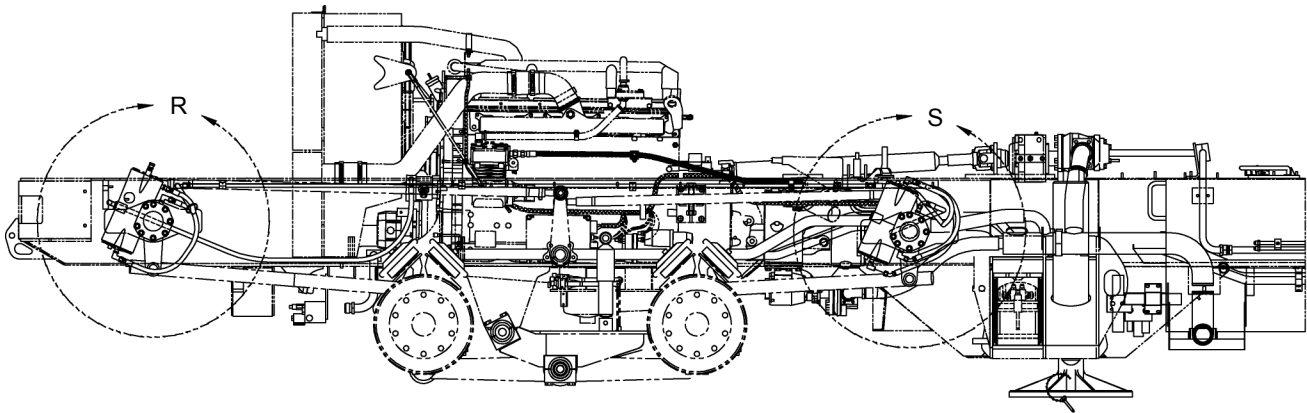
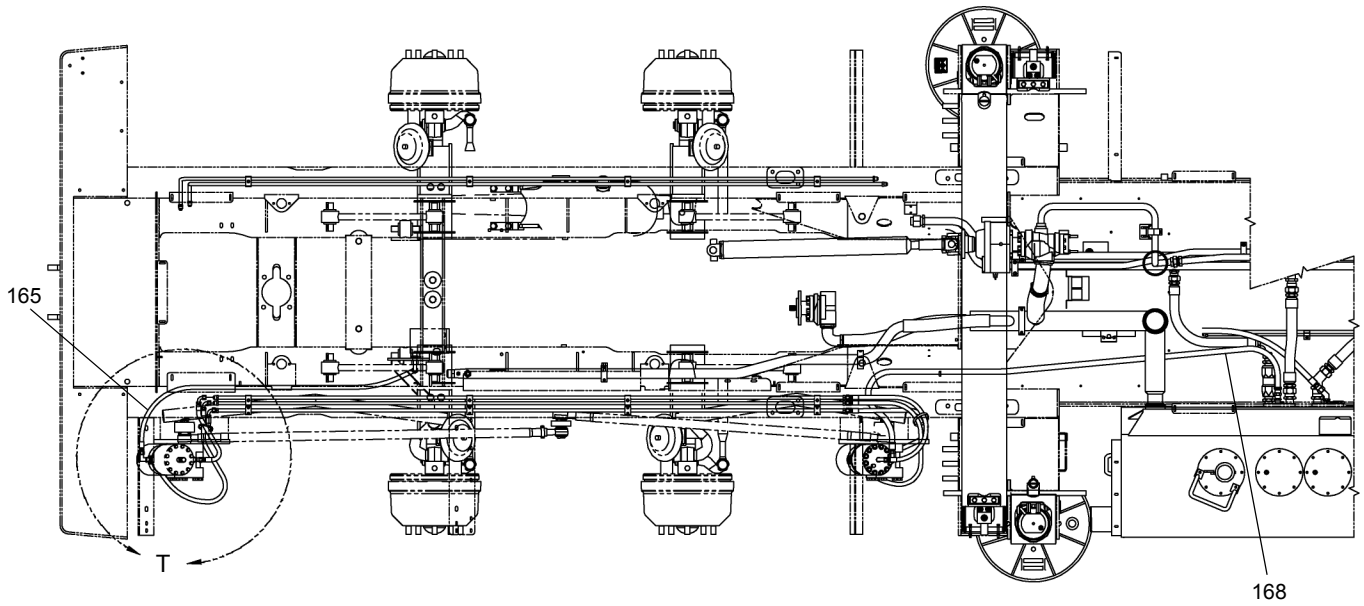
WHEN ORDERING PARTS, SPECIFY MODEL NUMBER, SERIAL NUMBER AND DESCRIPTION OF PARTS REQUIRED



**LOWER HYDRAULIC ASSY
W/MANUAL (EXPORT)**

DATE: Revised 12-2014
 MODEL: T780
 PAGE 25.5

**GROUP
25**



SEE PAGES 25.9 & 25.10

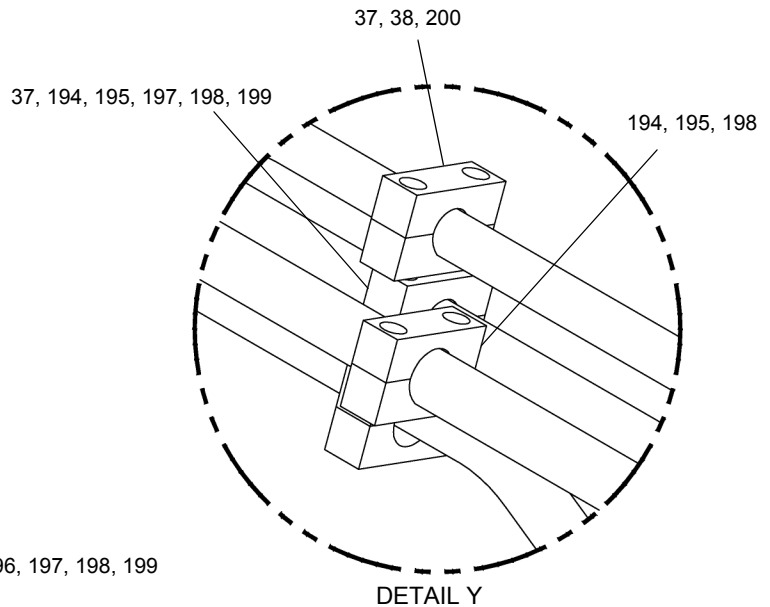
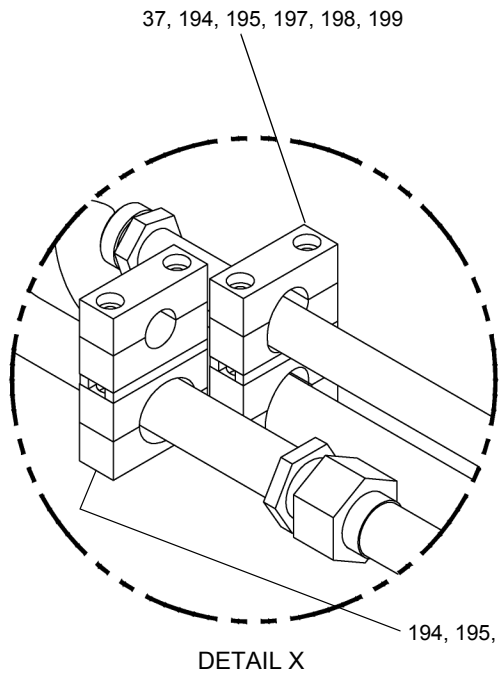
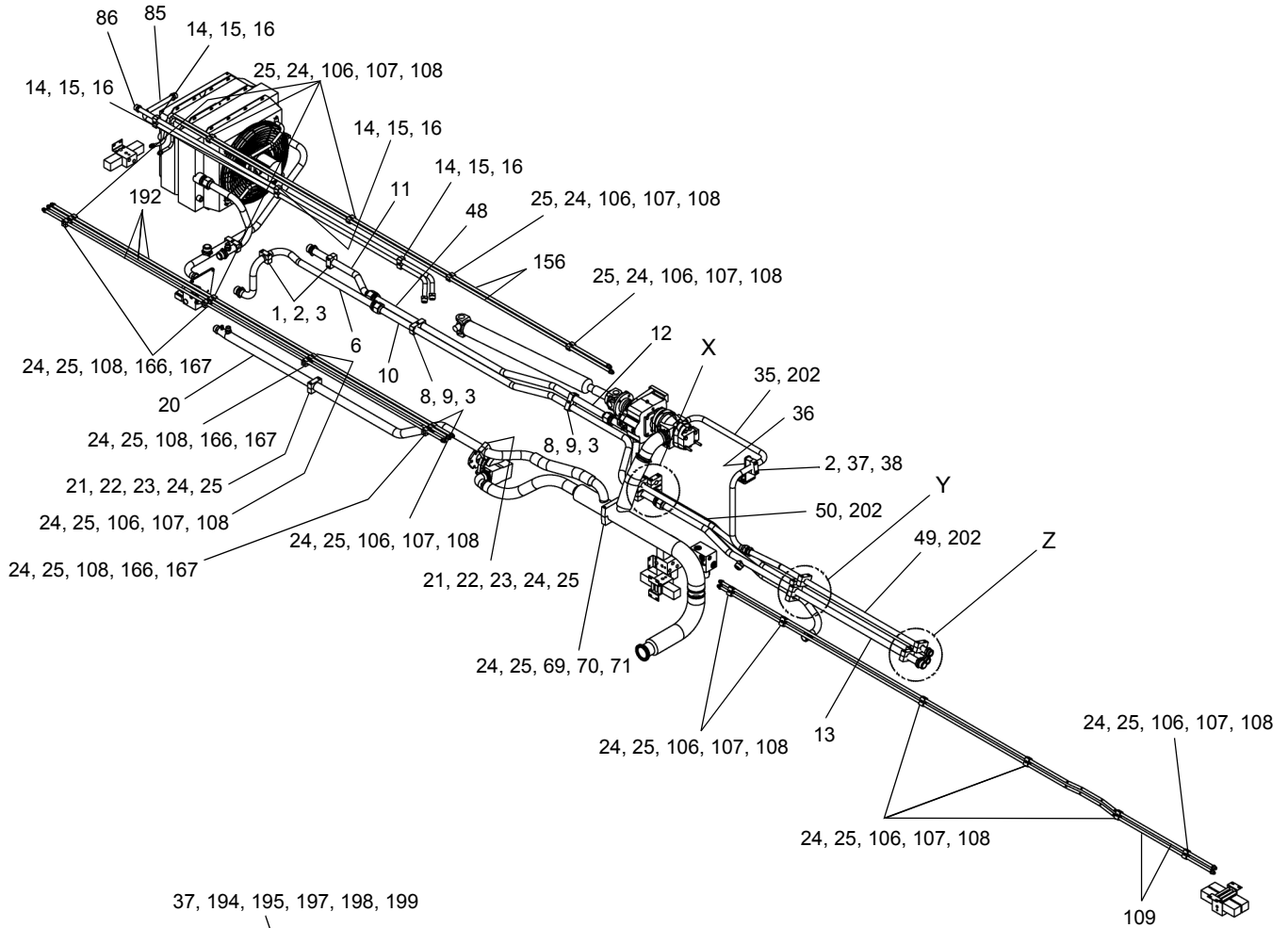
WHEN ORDERING PARTS, SPECIFY MODEL NUMBER, SERIAL NUMBER AND DESCRIPTION OF PARTS REQUIRED



**LOWER HYDRAULIC ASSY
W/MANUAL (EXPORT)**

DATE: Revised 12-2014
 MODEL: T780
 PAGE 25.6

**GROUP
25**



SEE PAGES 25.9 & 25.10

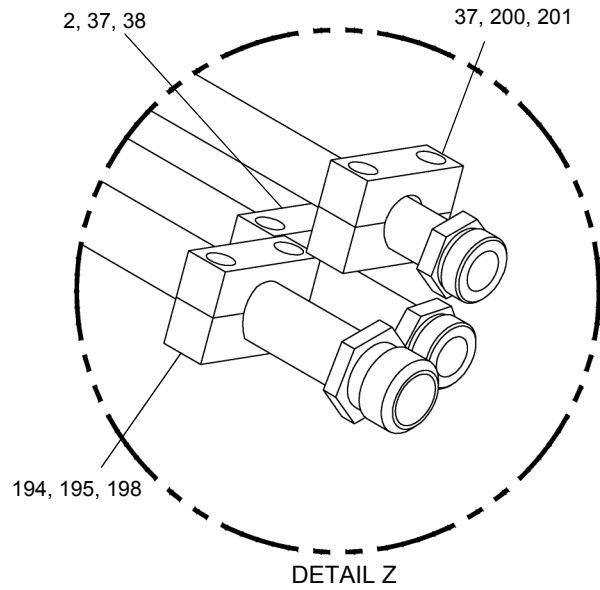
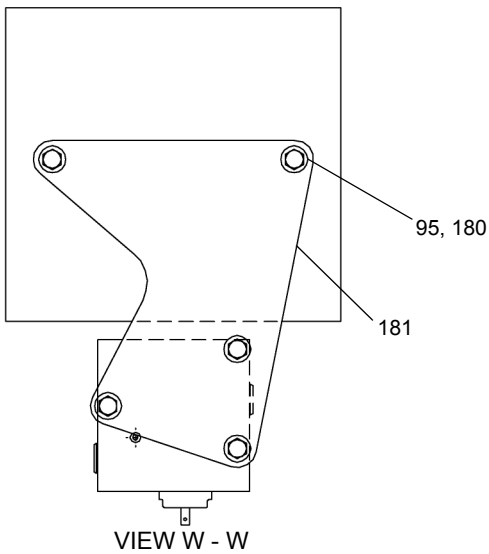
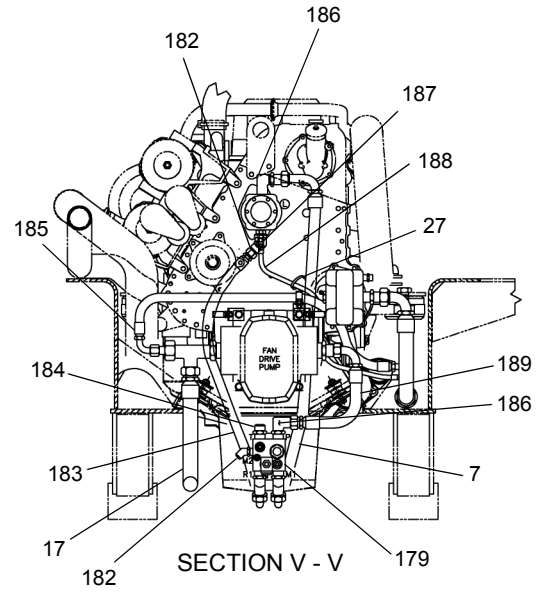
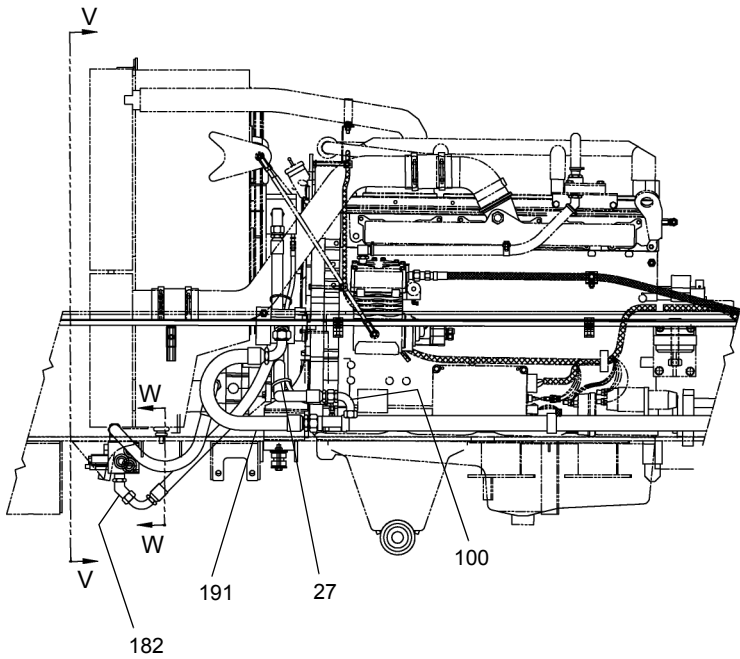
WHEN ORDERING PARTS, SPECIFY MODEL NUMBER, SERIAL NUMBER AND DESCRIPTION OF PARTS REQUIRED



**LOWER HYDRAULIC ASSY
W/MANUAL (EXPORT)**

DATE: Revised 12-2014
MODEL: T780
PAGE 25.7

**GROUP
25**



SEE PAGES 25.9 & 25.10

WHEN ORDERING PARTS, SPECIFY MODEL NUMBER, SERIAL NUMBER AND DESCRIPTION OF PARTS REQUIRED



**LOWER HYDRAULIC ASSY
W/MANUAL (EXPORT)**

DATE: Revised 12-2014
MODEL: T780
PAGE 25.8

GROUP
25

SEE PAGES 25.1, 25.2, 25.3, 25.4, 25.5, 25.6, 25.7, 25.8 & 25.10

REF	PART NO.	DESCRIPTION	QTY	REF	PART NO.	DESCRIPTION	QTY
722A0091 (Rev P) Lower Hydraulic Assembly (Manual)							
1	1240-252	Clamp, Half	4	59	WAH-50NX000-Y2	Washer, Flat, 0.50HT	17
2	1240-148	Clamp, Top	5	60	NYH-500C000-22	Nut, Lock, 0.50C	4
3	S01-250CB75-25	Capscrew, 0.25C X 2.75	6	61	1240-186	Clamp, T-Bolt	4
4	718 0554-35	Hose	1	62	200B2270-101	Hose, HYD	1
5	718 0547-46	Hose	1	63	717 0936	Drive Shaft	1
6	718 0335	Tube, Swivel to Cooler	1	64	T139768	Pump, Winch Swing	1
7	T128925	Hose, -16, FJIC-16SW, FJIC-16SW90	1	65	718 0502	Tube, Supply	1
8	1240-251	Clamp, Half	4	66	1240-81	Clamp, T-Bolt	4
9	1240-155	Clamp, Top	2	67	200B2270-46	Hose, 4" ID	1
10	718 0334	Tube, Swivel to Cooler	1	68	1240-244	Clamp	2
11	718 1035	Tube-Cooler IN	1	69	1240-266	Clamp, Half	2
12	718 0336	Tube, Swivel to Tank	1	70	1240-267	Clamp, Top	1
13	718 0333	Tube, Swivel to Cooler	1	71	S01-250CE00-25	Capscrew, 0.25C X 5.00	2
14	1240-171	Clamp, Half	6	72	200B2270-102	Hose, HYD	1
15	1240-154	Clamp, Top	3	73	T140091	Pump, Boom	1
16	S01-312CA75-25	Capscrew, 0.31C X 1.75	3	74	1219-802	Adapter, 90°	1
17	718 0553-33	Hose	1	75	1219-663	Adapter, 45°	2
18	718 0552-26	Hose	1	76	1219-783	Plug	1
19	718 0554-19	Hose, -24, 150, FJIC-24SW	1	77	1219-485	Plug	1
20	718 0345	Tube, Boom Supply	1	78	12019-739	Elbow, 45°	1
21	1240-265	Clamp, Half	4	79	1219-890	Adapter, STR	2
22	1240-191	Clamp, Top	2	80	1219-810	Adapter, STR	1
23	S01-250CE50-25	Capscrew, 0.25C X 5.50	4	81	718A0040	HYD Tank ASSY (Ref Page 25C.14)	1
24	WAW-25WX000-25	Washer, Flat, 0.25	30	82	1200-95	Capscrew, 0.50C X 1.25	6
25	1240-157	Nut, Rail, 0.25	30	83	334 2205	Washer, Hardened	6
26	12508-1	Sleeve	30"	84	718 0615-30	Hose	1
27	1222-184	Tie, Plastic, 7"	17	85	718 0541	Tube, TRANS Cooler	1
28	708 9166-37	Hose	2	86	718 0542	Tube, TRANS Cooler	1
29	1219-564	Reducer	2	87	718 0615-43	Hose	1
30	1219-282	Adapter, STR	1	88*	718 0616-34	Hose	1
31	718 0565-36	Hose	1	89	718A0473	Oil Cooler Assembly (Ref Page 25A.12)	1
32	1218-661	Adapter	1	90	718 0561-66	Hose	1
33	12019-736	Valve, Check	1	91	MK212382-50	Hose	1
34	12019-740	Adapter, STR	1	92	200B2007-9	Clamp, 1.12	2
35	722 0083	Tube	1	93	N04-312C000-25	Nut, 0.31C	26
36	722 0082	Bracket	1	94	WAW-31WX000-20	Washer, Flat, 0.31	26
37	1240-270	Clamp, Half	12	95	W07-312X000-20	Washer, Lock, 0.31	27
38	S01-250CB50-25	Capscrew, 0.25C X 2.50	6	96	200B2007-12	Clamp, 1.50	20
39	1219-885	Clamp, Split Flange, 2"	2	97	718 0560-24	Hose	1
40	1218-126	O-Ring	1	98	718 0562-27	Hose	1
41	S01-500CA50-25	Capscrew, 0.50C X 1.50	19	99	720 0298-125	Hose	1
42	W07-500X000-20	Washer, Lock, 0.50	20	100	363 1072	Elbow	2
43	12019-790	Elbow	1	101	12019-503	Elbow, 90°	2
44	1219-393	Clamp, Split Flange, 3"	4	102	12019-747	Shield, Hose	1
45	1218-61	O-Ring	2	103	718 0554-32	Hose	1
46	S01-625CA75-25	Capscrew, 0.62C X 1.75	8	104	718 0563-38	Hose	1
47	W07-625X000-20	Washer, Lock, 62	12	105	12019-764	Elbow, 90°	2
48	718 1034	Tube - Coller To Tank	1	106	1240-167	Clamp, Half	28
49	718 0332	Tube, Winch Pressure	1	107	1240-143	Clamp, Top	14
50	718 0330	Tube, Boom Pressure	1	108	S01-250CB25-25	Capscrew, 0.25C X 2.25	22
51	722 0084	Tube	1	109	717 0765	Tube	2
52	717 0676-63	Hose	1	110	12508-24	Sleeve	4
53	S01-500FA75-25	Capscrew, 0.50F X 1.75	4	111	MK213522-69	Hose	2
54	WAW-50WX000-20	Washer, Flat, 0.50	19	112	MK213522-74	Hose	2
55	717 0385	Disconnect, Pump	1	113	717 0631-70	Hose	1
56	SHF-625CA-50-Y8	Capscrew, 062C X 1.50 HT	4	114	MK213521-69	Hose	1
57	WAH-62NX000-Y2	Washer, Flat, 0.62 HT	4	115	MK213522-16	Hose	1
58	S01-500CB00-Y8	Capscrew, 50C X 2.00, GRD 8	4	116	MK213522-38	Hose	1

WHEN ORDERING PARTS, SPECIFY MODEL NUMBER, SERIAL NUMBER AND DESCRIPTION OF PARTS REQUIRED



**LOWER HYDRAULIC ASSY
W/MANUAL (EXPORT)**

DATE: Revised 12-2014
MODEL: T780
PAGE 25.9

**GROUP
25**

SEE PAGES 25.1, 25.2, 25.3, 25.4, 25.5, 25.6, 25.7, 25.8 & 25.9

REF	PART NO.	DESCRIPTION	QTY	REF	PART NO.	DESCRIPTION	QTY
722A0091 (Rev P) Lower Hydraulic Assembly (Manual) (Contd..)							
117	717 0631-37	Hose	1	162	12019-447	Adapter, 45°	2
118	MK212093-83	Hose	1	163	S01-312CA50-25	Capscrew, 0.31C X 1.50	4
119	460 4112	O-Ring	1	164	1219-598	Adapter, STR	1
120	1219-665	Clamp, Split Flange, 1"	2	165	716 0223-84	Hose	1
121	S01-375CA25-25	Capscrew, 0.38C X 1.25	4	166	1240-160	Clamp, Half	8
122	W07-375X000-20	Washer, Lock, 0.38	8	167	1240-162	Top, Clamp	4
123	12019-742	Flange Kit, Code 62, 1.25"	2	168	717 0622-125	Hose	1
124	722 0124-52	Hose	1	169	1219-827	Reducer, 90°	3
125	1219-713	Reducer	1	170	1219-815	Adapter, 90°	2
126	1240-250	Clamp, Half	2	171	1219-439	Adapter, STR	1
127	S01-250CC00-25	Capscrew, 0.25C X 3.00	2	172	MK212093-19	Hose	1
128	717 0627-22	Hose	1	173	MK212093-25	Hose	1
129	717 0629-50	Hose	1	174	12508-15	Sleeve	2
130	NYL-500C000-25	Nut, Lock, 0.50C	3	175	1219-283	Adapter, STR	3
131	1219-441	Adapter, STR	13	176	MK212092-30	Hose	1
132	1219-800	Tee	4	177	717 0668-32	Hose	1
133	708 2210	Valve, Outrigger	2	178	717 0668-39	Hose	1
		(Ref Page 3.9)	2	179	717 1014	Valve, Fan Control	1
134*	NYL-500C000-25	Nut, Lock, 0.50C	3			(Ref Page 25A.13)	1
135	N04-500C000-25	Nut, 0.50C	14	180	S01-312CA00-25	Capscrew, 0.31C X 1.00	5
136	1219-470	Adapter, 90°	2	181	718 0525	Plate, Valve Mount	1
137	1219-389	Adapter, STR	3	182	12019-303	Adapter, 45°	3
138	S01-250CD00-25	Capscrew, 0.25C X 4.00	2	183	718 0547-49	Hose	1
139	WAW-25WX000-20	Washer, Flat, 0.25	2	184	1219-555	Adapter, STR	1
140	W07-250X000-20	Washer, Lock, 0.25	2	185	718 0552-38	Hose	1
141	N04-250C000-25	Nut, 0.25C	2	186	1219-680	Adapter, 90°	3
142	722 0107-38.5	Hose	1	187	1219-605	Adapter, STR	1
143	12019-517	Adapter, 90°	1	188	718 0548-38	Hose	1
144	12019-558	Cap, Dust	3	189	718 0549-20	Hose	1
145	375 0400	Coupling	3	190	N04-375C000-25	Nut, 0.38C	2
146	1218-695	Tee	1	191	718 0565-22	Hose	1
147	1219-446	Reducer	1	192	707 7409	Tube	3
148	708 2211	Valve (Ref Page 3.9)	1	193	MK212093-32	Hose	1
149	1219-984	Reducer	1	194	S01-375CB75-25	Capscrew, 0.38C X 2.75	10
150	1219-876	Tee	1	195	1240-195	Plate, Cover	5
151	MK213522-24	Hose	2	196	1240-272	Clamp	2
152	MK213521-76	Hose	1	197	1240-237	Plate, Safety Locking	3
153	MK213522-80	Hose	2	198	1240-137	Clamp, Half	10
154	MK213522-75	Hose	2	199	1240-236	Bolt, Stacking	6
155	MK213521-89	Hose	1	200	1240-276	Weld Base	2
156	718 0598	Tube, Front Jack	2	201	S01-250CC25-25	Capscrew, 0.25C X 3.25	2
157	717 0631-99	Hose	1	202	1218-300	O-Ring, -20 Face Seal	5
158	MK213522-35	Hose	2	203	722 0179	Suction Hose Assembly	1
159	MK213522-21	Hose	1	204	SHF-500CA25-Y8	HHCS, .50C X 1.25 GRD 8	4
160	1209-4	Washer, Flat, 0.38	2	205	T02-500CB50-P0	Stud, .50C X 2.50	2
161	717 0328	Valve W/Crossover Relief	1				

* ITEMS 88 & 134 ARE NOT SHOWN IN THE ILLUSTRATION

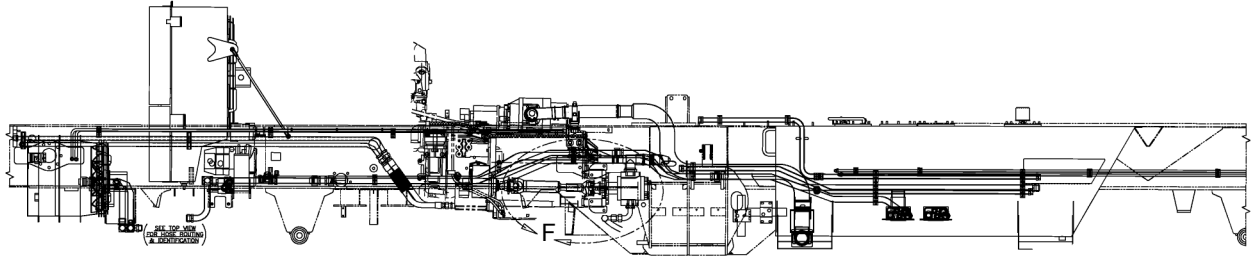
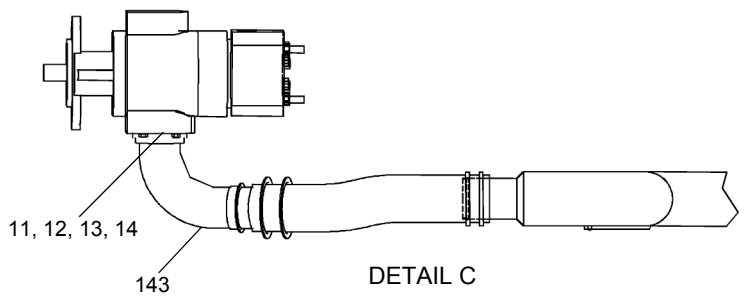
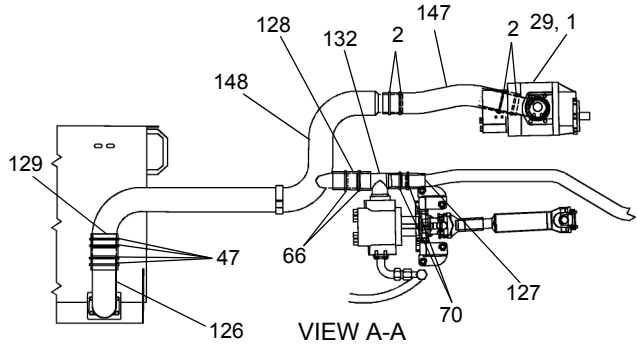
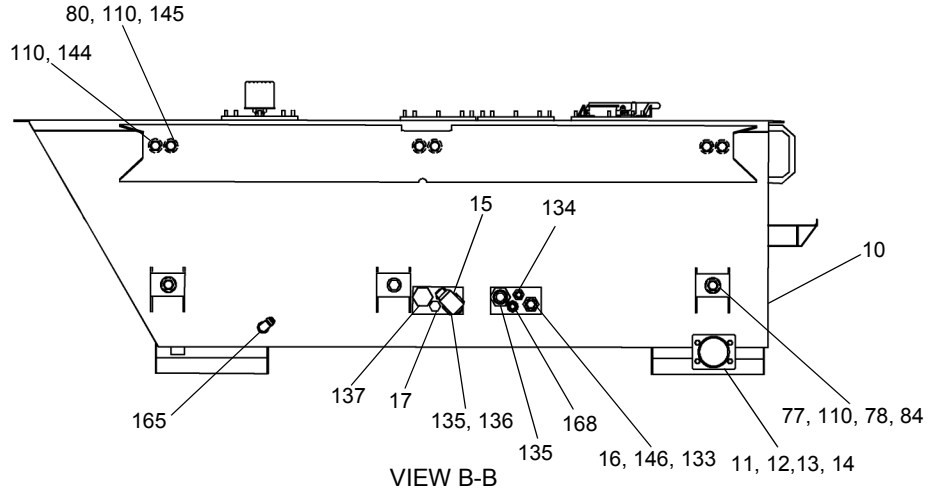
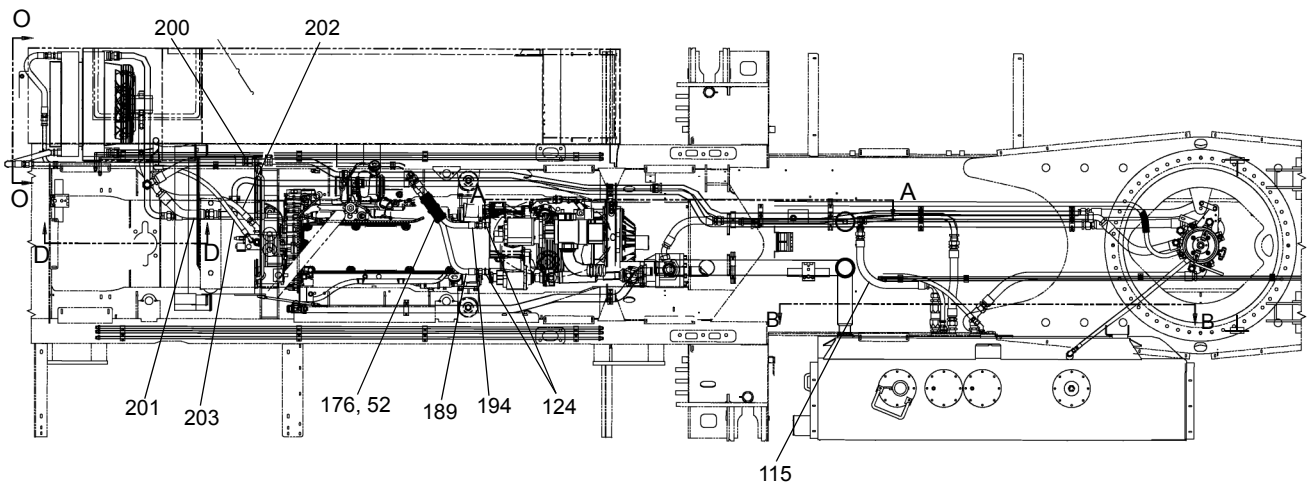
WHEN ORDERING PARTS, SPECIFY MODEL NUMBER, SERIAL NUMBER AND DESCRIPTION OF PARTS REQUIRED



**LOWER HYDRAULIC ASSY
W/MANUAL (EXPORT)**

DATE: Revised 12-2014
MODEL: T780
PAGE 25.10

**GROUP
25**



SEE PAGES 25A.10 & 25A.11

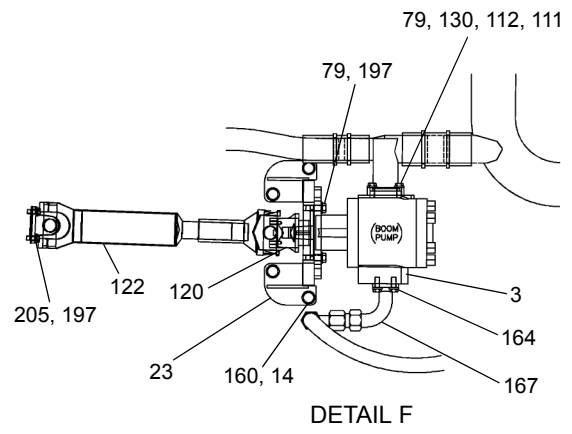
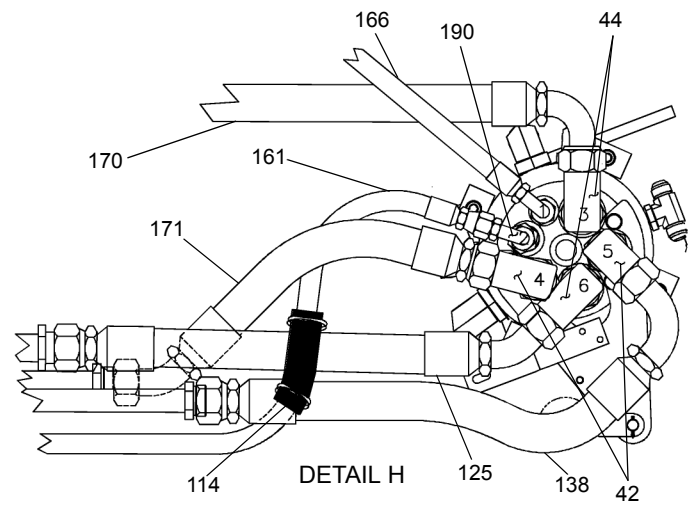
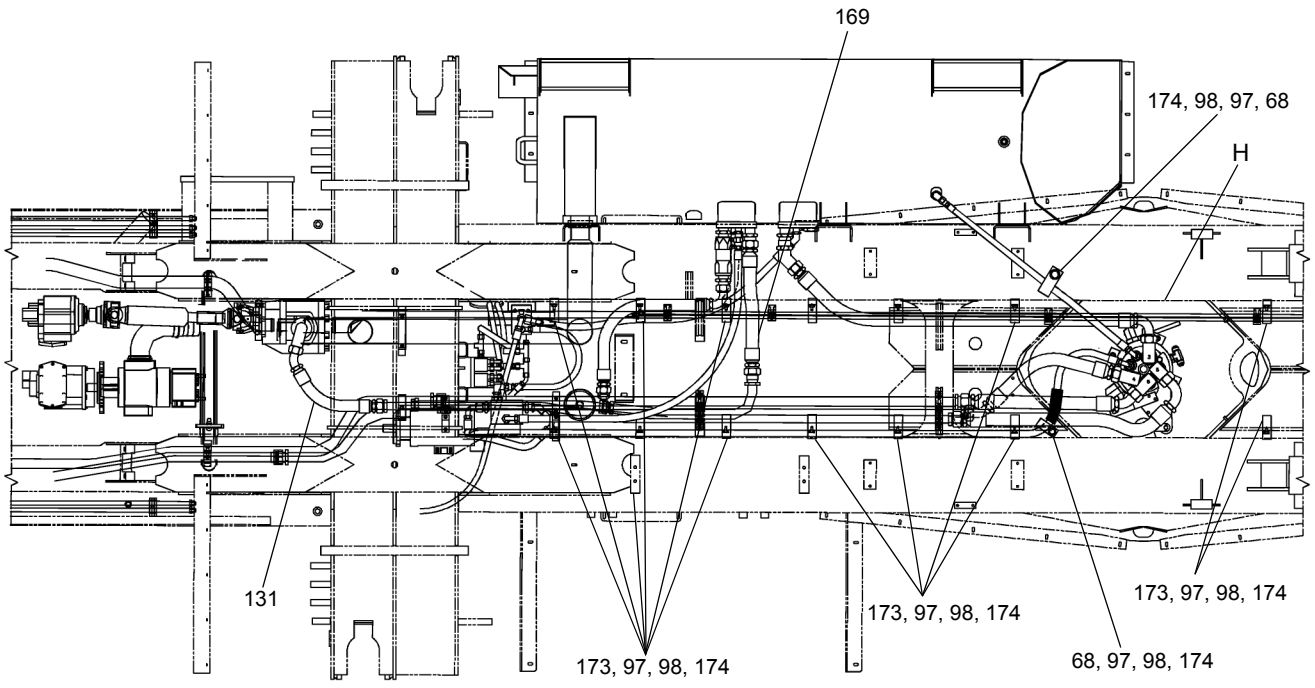
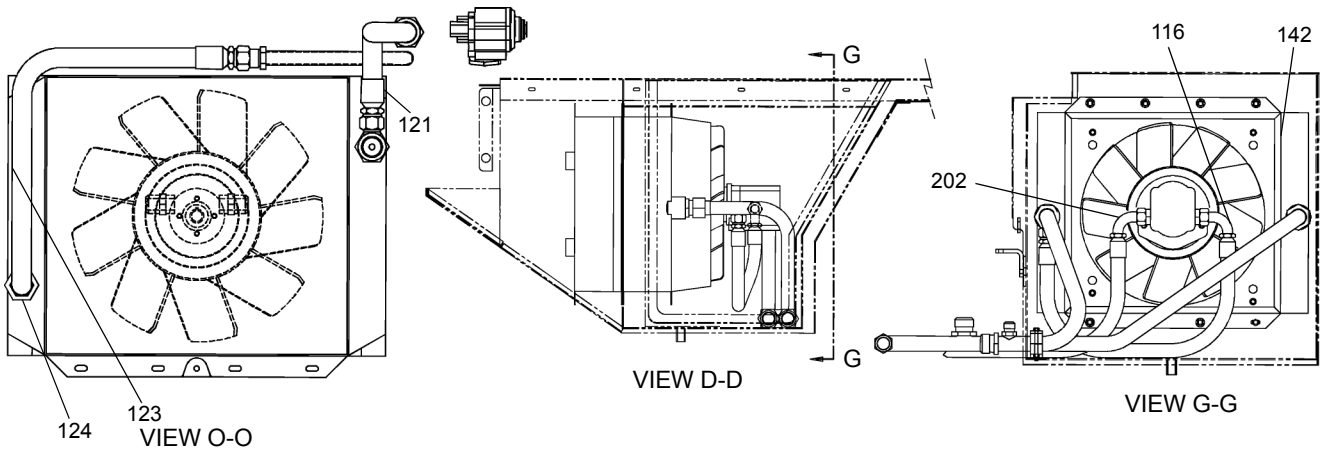
WHEN ORDERING PARTS, SPECIFY MODEL NUMBER, SERIAL NUMBER AND DESCRIPTION OF PARTS REQUIRED



**LOWER HYDRAULIC ASSY
W/AUTO (EXPORT)**

DATE: Revised 12-2014
MODEL: T780
PAGE 25A.1

GROUP
25A



SEE PAGES 25A.10 & 25A.11

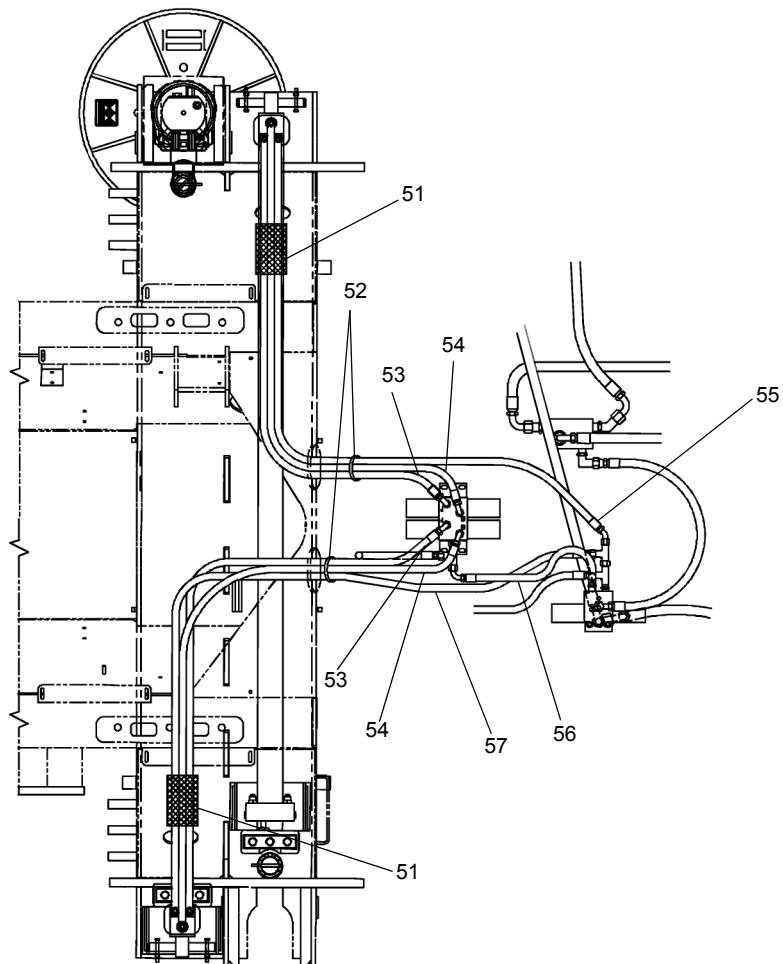
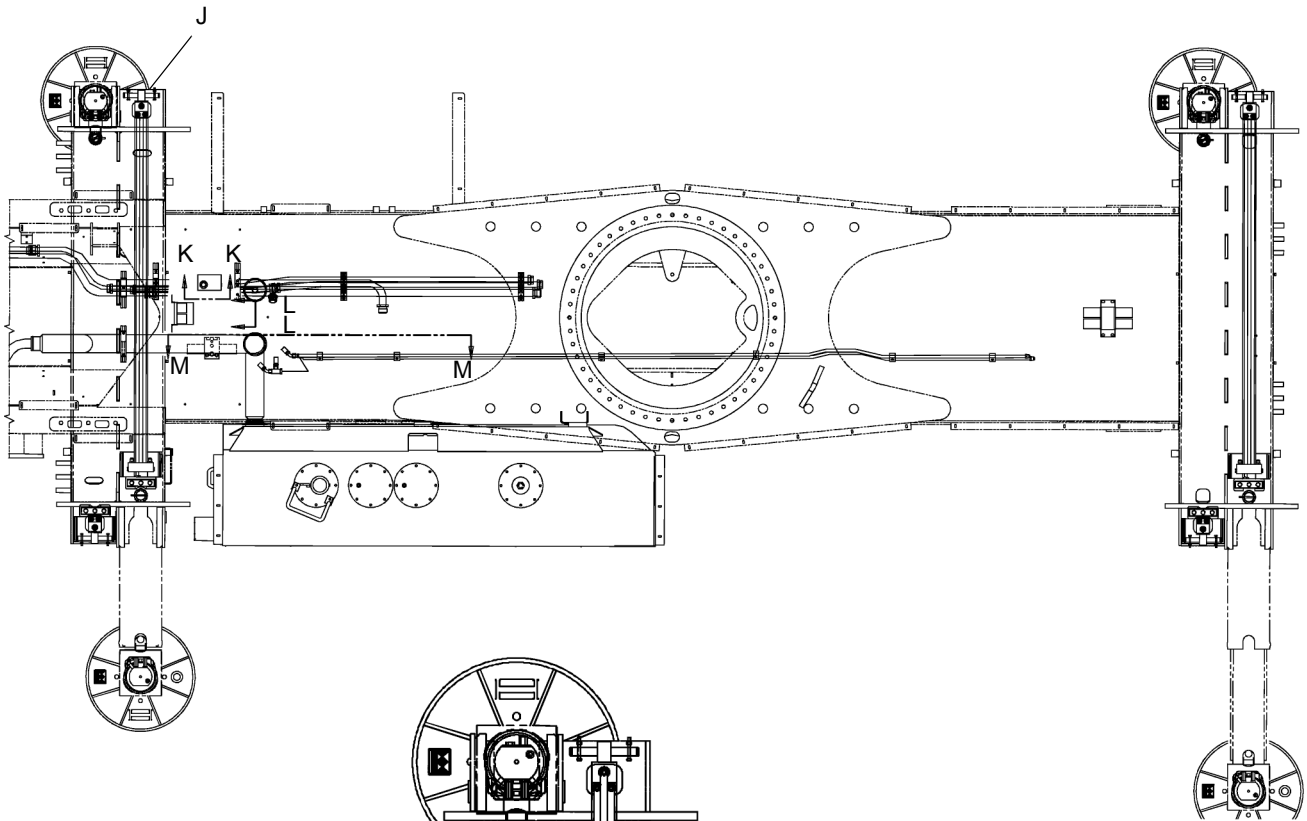
WHEN ORDERING PARTS, SPECIFY MODEL NUMBER, SERIAL NUMBER AND DESCRIPTION OF PARTS REQUIRED



**LOWER HYDRAULIC ASSY
W/AUTO (EXPORT)**

DATE: Revised 12-2014
 MODEL: T780
 PAGE 25A.2

GROUP
25A



DETAIL J

SEE PAGES 25A.10 & 25A.11

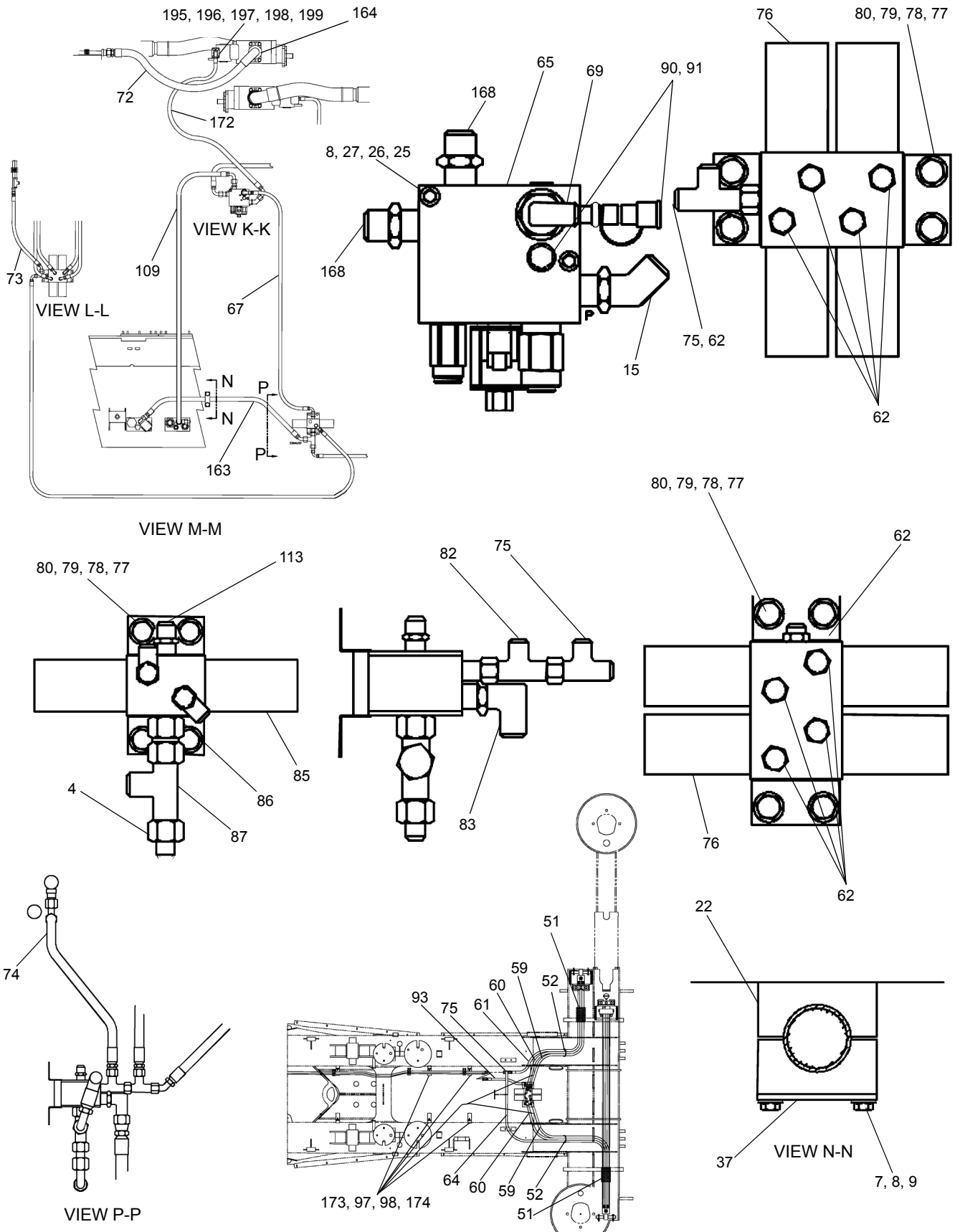
WHEN ORDERING PARTS, SPECIFY MODEL NUMBER, SERIAL NUMBER AND DESCRIPTION OF PARTS REQUIRED

 **TEREX**
P/N 12261-690

**LOWER HYDRAULIC ASSY
W/AUTO (EXPORT)**

DATE: Revised 12-2014
MODEL: T780
PAGE 25A.3

**GROUP
25A**



SEE PAGES 25A.10 & 25A.11

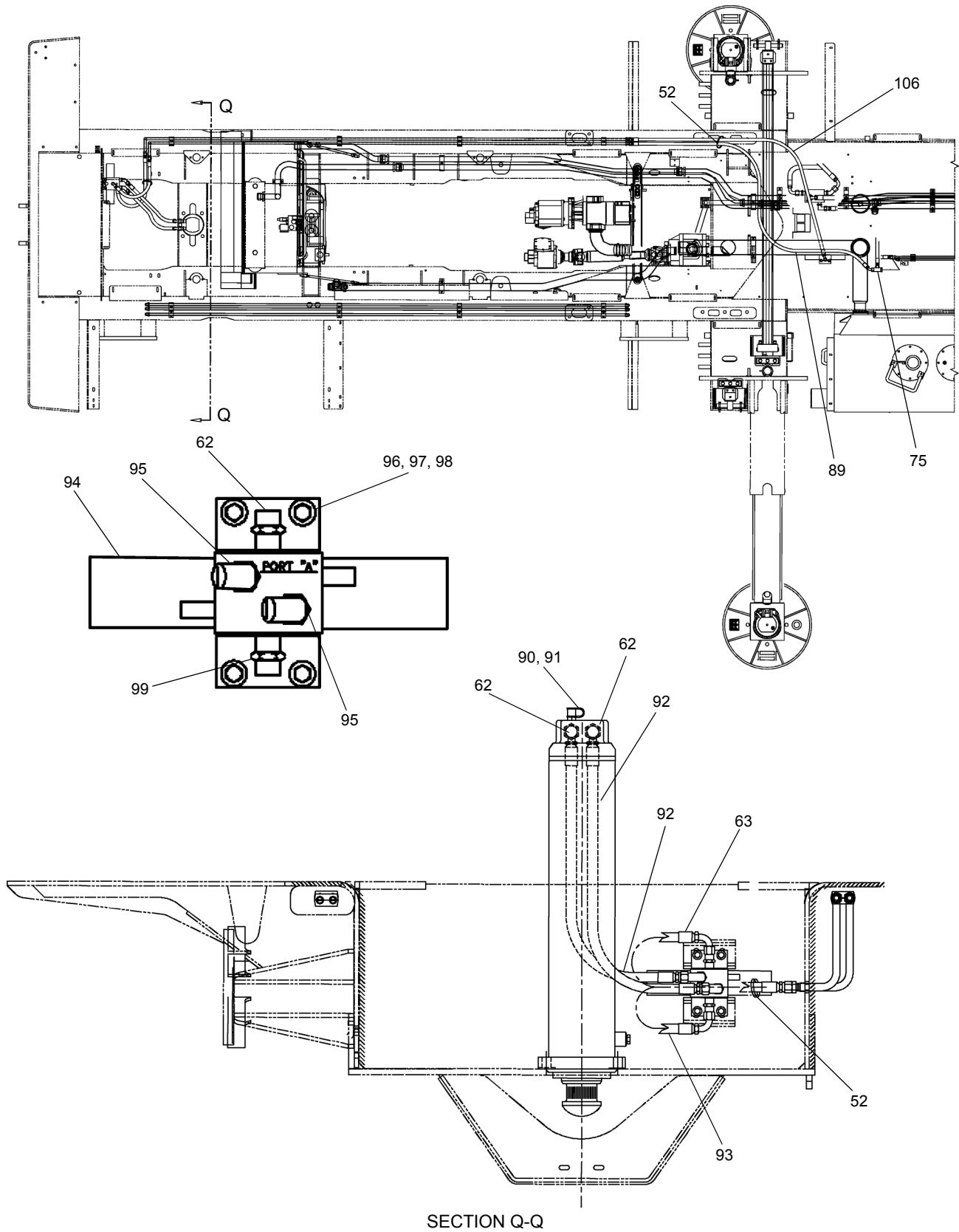
WHEN ORDERING PARTS, SPECIFY MODEL NUMBER, SERIAL NUMBER AND DESCRIPTION OF PARTS REQUIRED



**LOWER HYDRAULIC ASSY
W/AUTO (EXPORT)**

DATE: Revised 12-2014
 MODEL: T780
 PAGE 25A.4

**GROUP
25A**



SEE PAGES 25A.10 & 25A.11

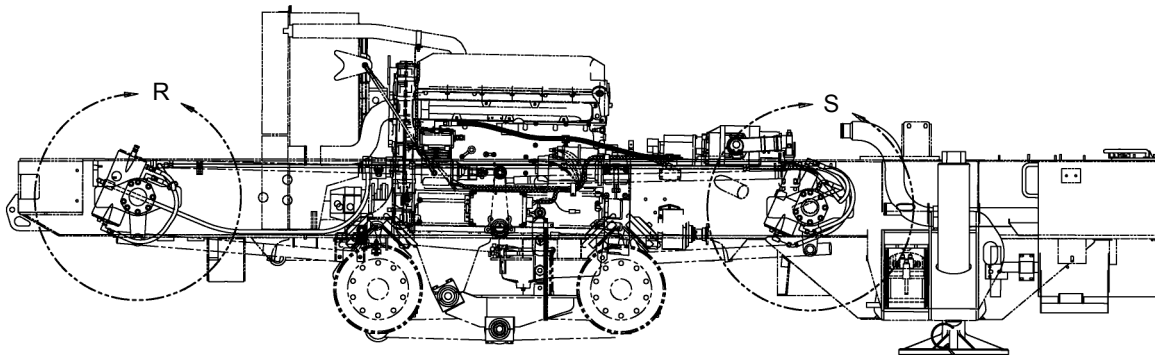
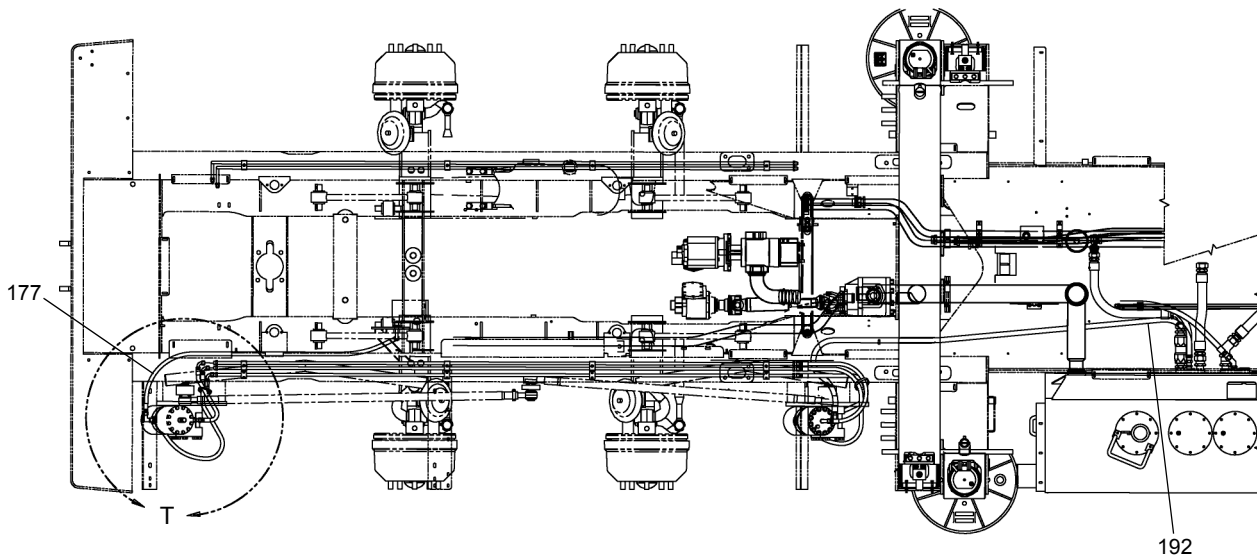
WHEN ORDERING PARTS, SPECIFY MODEL NUMBER, SERIAL NUMBER AND DESCRIPTION OF PARTS REQUIRED



**LOWER HYDRAULIC ASSY
W/AUTO (EXPORT)**

DATE: Revised 12-2014
 MODEL: T780
 PAGE 25A.5

GROUP
25A



SEE PAGES 25A.10 & 25A.11

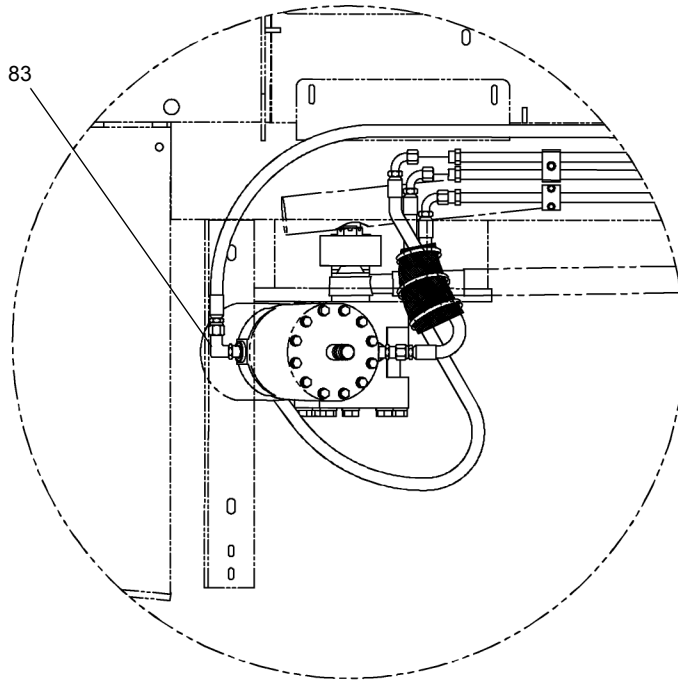
WHEN ORDERING PARTS, SPECIFY MODEL NUMBER, SERIAL NUMBER AND DESCRIPTION OF PARTS REQUIRED



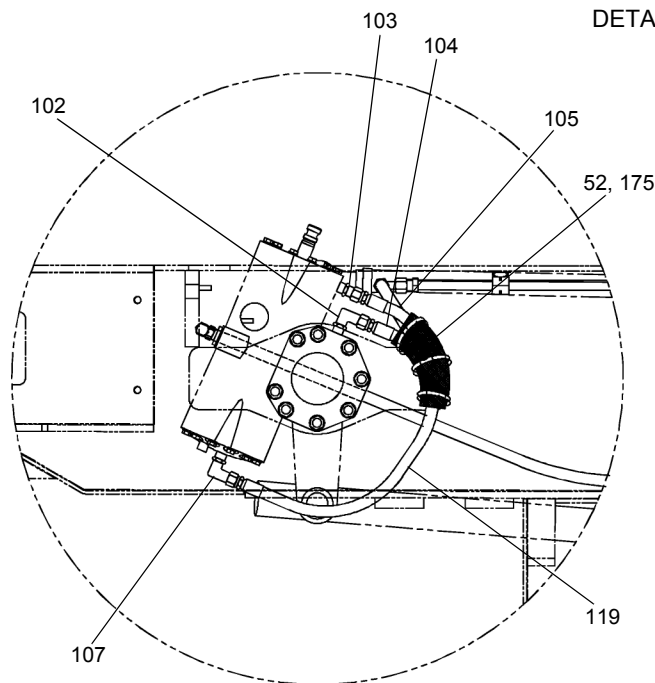
**LOWER HYDRAULIC ASSY
W/AUTO (EXPORT)**

DATE: Revised 12-2014
MODEL: T780
PAGE 25A.6

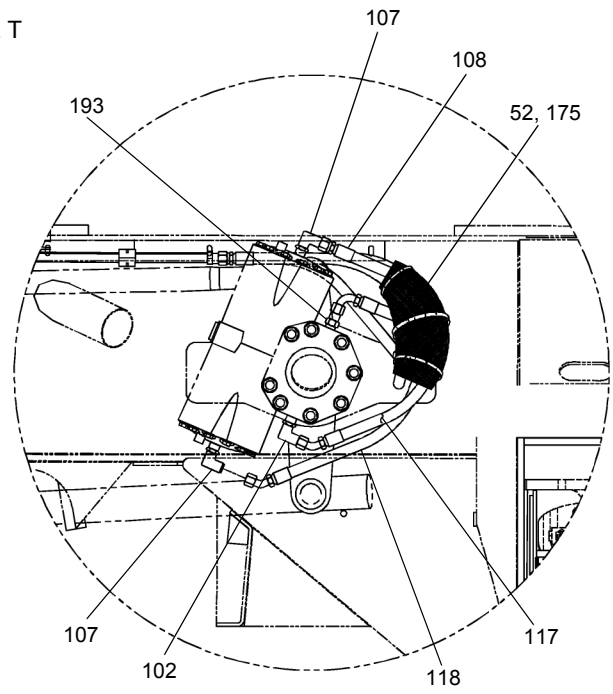
GROUP
25A



DETAIL T



DETAIL R



DETAIL S

SEE PAGES 25A.10 & 25A.11

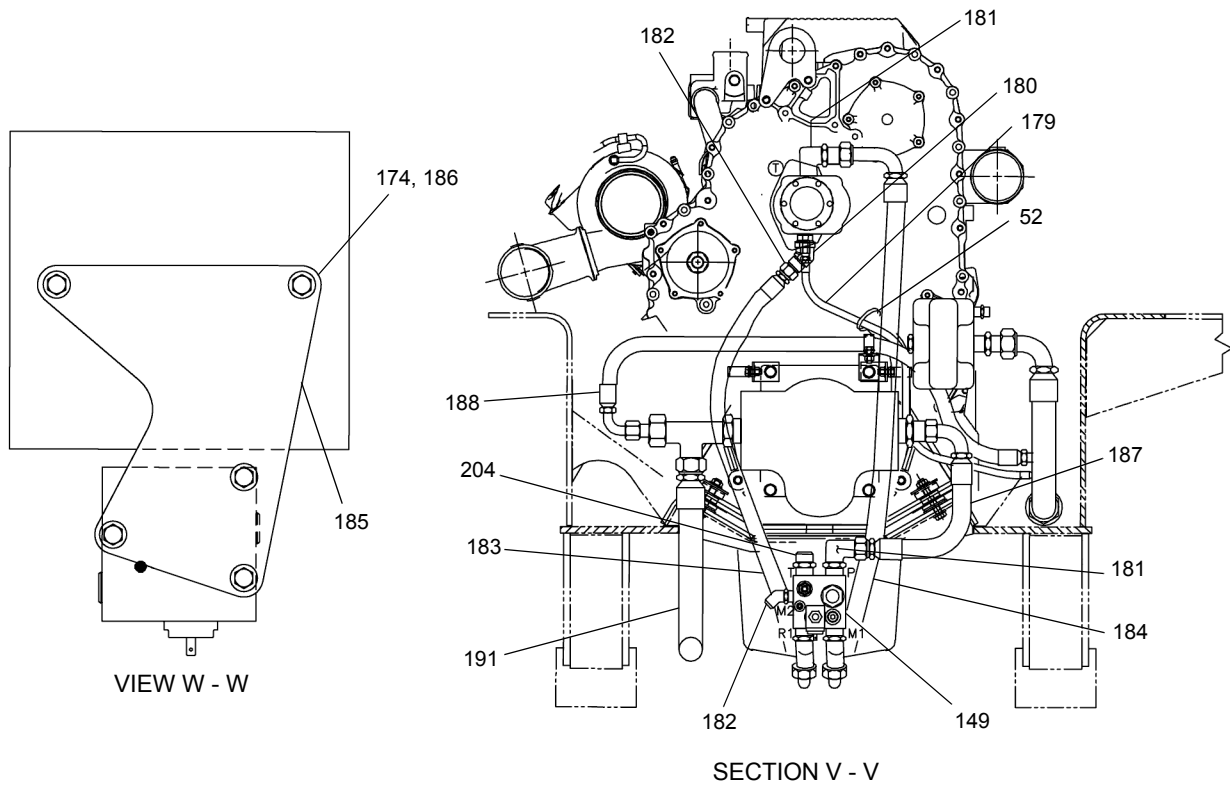
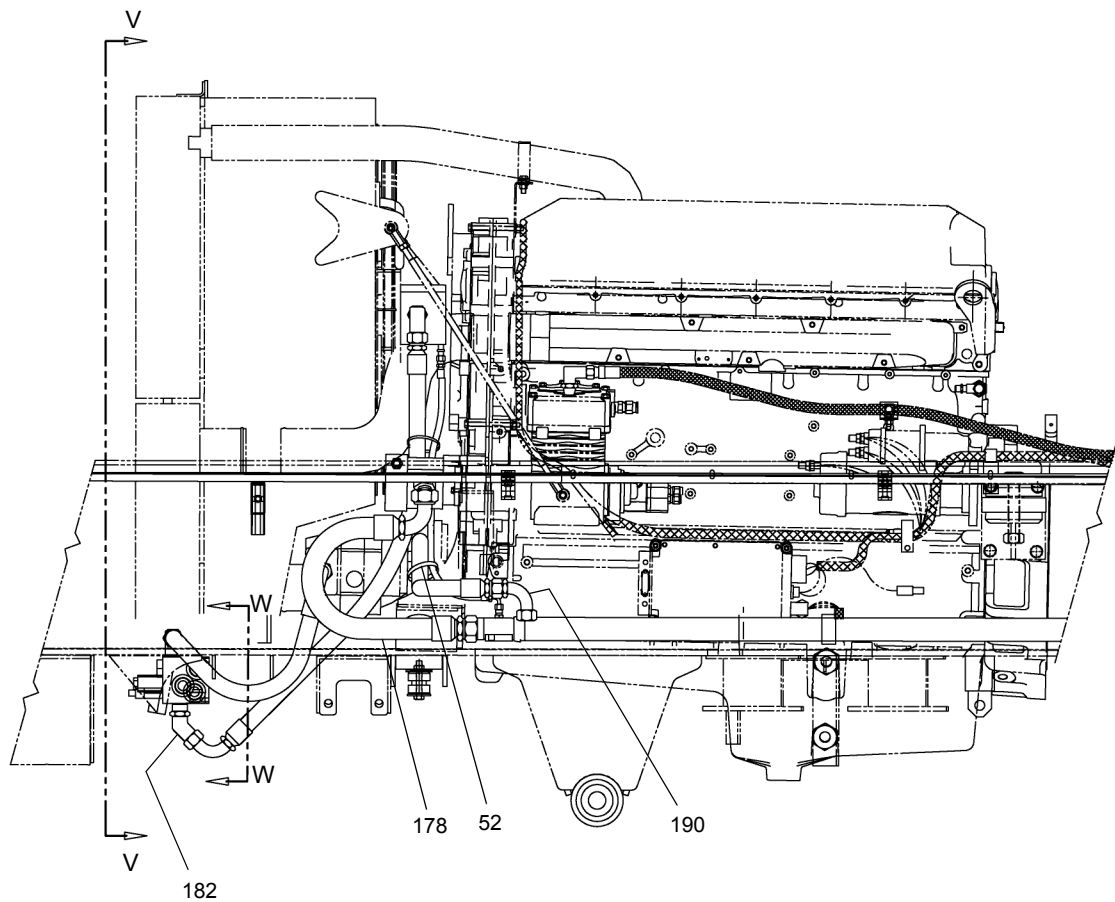
WHEN ORDERING PARTS, SPECIFY MODEL NUMBER, SERIAL NUMBER AND DESCRIPTION OF PARTS REQUIRED



**LOWER HYDRAULIC ASSY
W/AUTO (EXPORT)**

DATE: Revised 12-2014
MODEL: T780
PAGE 25A.7

GROUP
25A



SEE PAGES 25A.10 & 25A.11

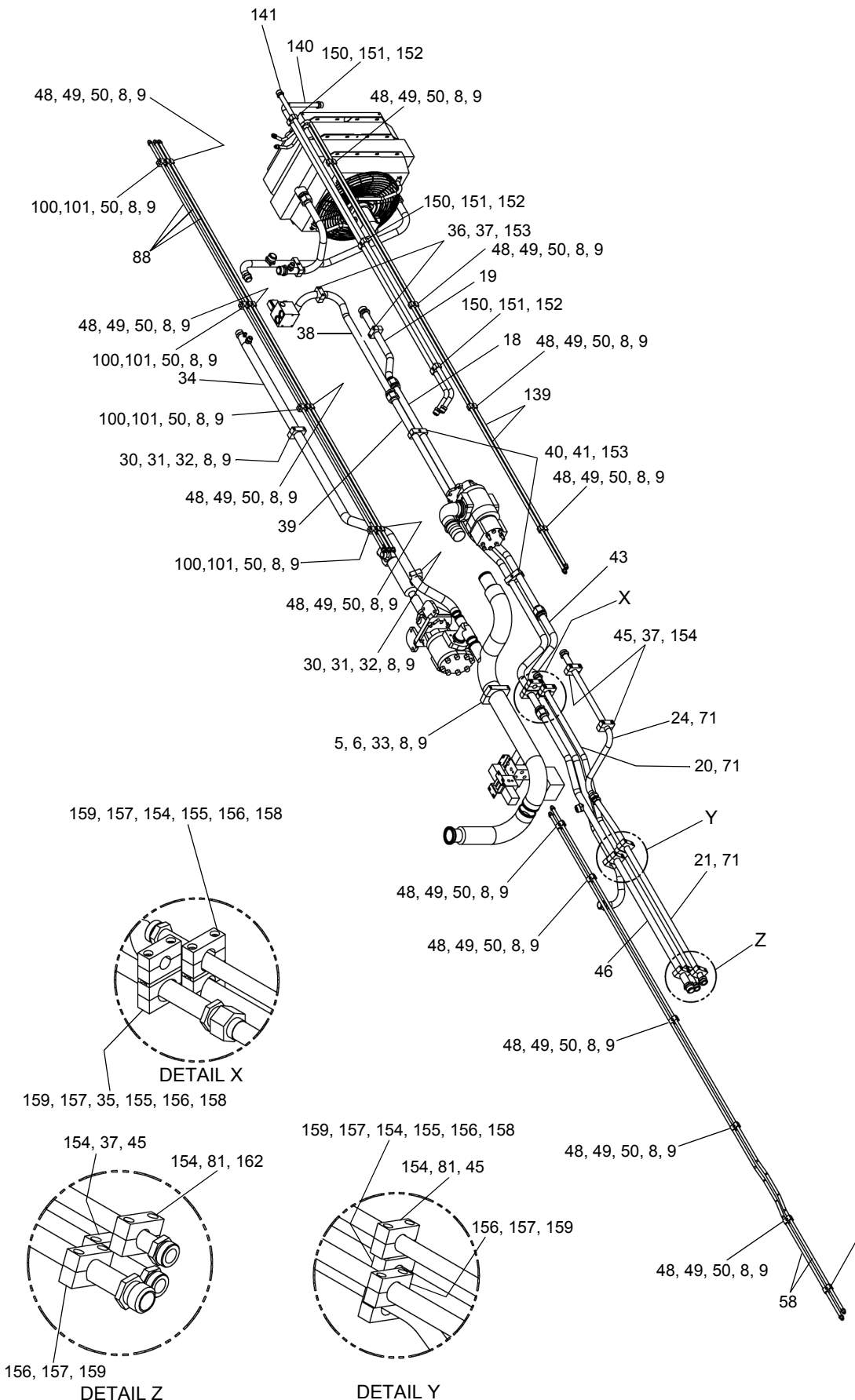
WHEN ORDERING PARTS, SPECIFY MODEL NUMBER, SERIAL NUMBER AND DESCRIPTION OF PARTS REQUIRED



**LOWER HYDRAULIC ASSY
W/AUTO (EXPORT)**

DATE: Revised 12-2014
MODEL: T780
PAGE 25A.8

GROUP
25A



SEE PAGES 25A.10 & 25A.11

WHEN ORDERING PARTS, SPECIFY MODEL NUMBER, SERIAL NUMBER AND DESCRIPTION OF PARTS REQUIRED



**LOWER HYDRAULIC ASSY
W/AUTO (EXPORT)**

DATE: Revised 12-2014
MODEL: T780
PAGE 25A.9

GROUP
25A

SEE PAGES 25A.1, 25A.2, 25A.3, 25A.4, 25A.5, 25A.6, 25A.7, 25A.8, 25A.9 & 25A.11

REF	PART NO.	DESCRIPTION	QTY	REF	PART NO.	DESCRIPTION	QTY
	722A0025 (Rev V)	Lower Hydraulic ASSY (AUTO)					
1	T118200	Pump, Winch/Swing.....	1	61	MK213521-76	Hose.....	1
2	1240-244	Clamp.....	4	62	1219-441	Adapter, STR.....	13
3	T118199	Pump, Boom.....	1	63	MK213522-21	Hose.....	1
4	1219-713	Reducer.....	1	64	MK213521-89	Hose.....	1
5	1240-266	Clamp, Half.....	2	65	720 0441	Diverter Valve (Ref Page 25C.12)..	1
6	1240-267	Clamp, Top.....	1	66	1240-206	Clamp, T-Bolt.....	2
7	S01-250CC00-25	Capscrew, .25C X 3.00.....	2	67	717 0627-22	Hose.....	1
8	WAW-25WX000-20	Washer, Flat, .253.....	2	68	200B2007-9	Clamp, 1.12.....	2
9	1240-157	Nut, Rail, .25.....	3	69	12019-517	Adapter, 90°.....	1
10	718A0040	Hydraulic Tank ASSY (Ref Page 25C.14).....	1	70	1240-186	Clamp, T-Bolt.....	2
11	1219-393	Clamp, Split Flange, 3".....	4	71	1218-300	O-Ring, -20 Face Seal.....	6
12	1218-61	O-Ring.....	2	72	718 0651-51	Hose.....	1
13	S01-625CA75-25	Capscrew, .62C X 1.75.....	8	73	717 0631-37	Hose.....	1
14	W07-625X000-20	Washer, Lock, .621.....	2	74	MK213522-38	Hose.....	1
15	1219-663	Adapter, 45°.....	2	75	1219-800	Tee.....	4
16	1219-661	Adapter.....	1	76	708 2210	Valve, Outrigger (Ref Page 3.9)....	2
17	1219-485	Plug.....	1	77	S01-500CA50-25	Capscrew, .50C X 1.501.....	5
18	718 1034	Tube - Cooler to Tank.....	1	78	WAW-50WX000-20	Washer, Flat, .501.....	5
19	718 1035	Tube - Cooler In.....	1	79	W07-500X000-20	Washer, Lock, .50.....	20
20	718 0330	Tube, Boom Pressure.....	1	80	N04-500C000-25	Nut, .50C.....	14
21	718 0332	Tube, Winch Pressure.....	1	81	1240-276	Weld Base.....	2
22	1240-250	Clamp, Half.....	2	82	1219-695	Tee.....	1
23	718F1037	Mount, Pump.....	1	83	1219-470	Adapter, 90°.....	2
24	718 0331	Tube, Winch Pressure.....	1	84	NYZL-500C000-25	Nut, Lock, 0.5C.....	3
25	S01-250CD00-25	Capscrew, .25C X 4.00.....	2	85	708 2211	Valve, (Ref Page 3.9).....	1
26	1209-2	Washer, Flat, .25.....	2	86	1219-984	Reducer.....	1
27	W07-250X000-20	Washer, Lock, .25.....	2	87	1219-876	Tee.....	1
28*	N04-250C000-25	Nut, .25C.....	2	88	707 7409	Tube.....	3
29	1239-12	Gasket.....	1	89	717 0631-99	Hose.....	1
30	1240-265	Clamp, Half.....	4	90	12019-558	Cap, Dust.....	3
31	1240-191	Clamp, Top.....	2	91	375 0400	Coupling.....	3
32	S01-250CE50-25	Capscrew, .25C X 5.50.....	4	92	MK213522-35	Hose.....	2
33	S01-250CE00-25	Capscrew, .25C X 5.00.....	4	93	MK213522-24	Hose.....	2
34	718 0345	Tube, Boom Supply.....	1	94	717 0328	Valve W/Crossover Relief.....	1
35	1240-272	Clamp.....	2	95	12019-447	Adapter, 45°.....	2
36	1240-252	Clamp, Half.....	4	96	S01-312CA50-25	Capscrew, .31 C X 1.50.....	4
37	1240-148	Clamp, Top.....	6	97	N04-312C000-25	Nut, .31 C.....	26
38	718 0335	Tube, Swivel to Cooler.....	1	98	WAW-31WX000-20	Washer, Flat, .31.....	26
39	718 0334	Tube, Swivel to Cooler.....	1	99	1219-598	Adapter, STR.....	1
40	1240-251	Clamp, Half.....	4	100	1240-160	Clamp, Half.....	8
41	1240-155	Clamp, Top.....	2	101	1240-162	Top, Clamp.....	4
42	12019-764	Elbow, 90°.....	2	102	1219-815	Adapter, 90°.....	2
43	718 0336	Tube, Cooler To Tank.....	1	103	1219-439	Adapter, STR.....	1
44	12019-503	Elbow, 90°.....	2	104	MK212093-19	Hose.....	1
45	S01-250CB50-25	Capscrew, .25C X 2.50.....	8	105	MK212093-25	Hose.....	1
46	718 0333	Tube, Swivel To Cooler.....	1	106	MK212093-83	Hose.....	1
47	1240-81	Clamp, T-Bolt.....	4	107	1219-827	Reducer, 90°.....	3
48	1240-167	Clamp, Half.....	26	108	MK212092-30	Hose.....	1
49	1240-143	Clamp, Top.....	14	109	717 0676-63	Hose.....	1
50	S01-250CB25-25	Capscrew, .25C X 2.25.....	18	110	WAW-50NX000-Y2	Washer, .5.....	9
51	12508-24	Sleeve.....	4	111	12019-371	Clamp, Split Flange, 2 1/2".....	2
52	1222-184	Tie, Plastic, 7".....	17	112	1218-170	O-Ring.....	1
53	MK213522-69	Hose.....	2	113	1219-446	Reducer.....	1
54	MK213522-74	Hose.....	2	114	12019-747	Shield, Hose.....	1
55	717 0631-70	Hose.....	1	115	718 0565-36	Hose.....	1
56	MK213522-16	Hose.....	1	116	718 0616-34	Hose.....	1
57	MK213521-69	Hose.....	1	117	717 0668-32	Hose.....	1
58	717 0765	Tube.....	2	118	717 0668-39	Hose.....	1
59	MK213522-75	Hose.....	2	119	MK212093-32	Hose.....	1
60	MK213522-80	Hose.....	2	120	718 0138	Yoke.....	1

WHEN ORDERING PARTS, SPECIFY MODEL NUMBER, SERIAL NUMBER AND DESCRIPTION OF PARTS REQUIRED



**LOWER HYDRAULIC ASSY
W/AUTO (EXPORT)**

DATE: Revised 12-2014
MODEL: T780
PAGE 25A.10

**GROUP
25A**

SEE PAGES 25A.1, 25A.2, 25A.3, 25A.4, 25A.5, 25A.6, 25A.7, 25A.8, 25A.9 & 25A.10

REF	PART NO.	DESCRIPTION	QTY	REF	PART NO.	DESCRIPTION	QTY
	722A0025 (Rev V)	Lower Hydraulic ASSY (AUTO) (Contd.)					
121	718 0615-43	Hose	1	164	12019-742	Flange Kit, Code 62, 1.25"	2
122	718 0143	Shaft, Drive.....	1	165	1219-802	Adapter, 90°	1
123	718 0615-30	Hose	1	166	MK212382-50	Hose	1
124	1219-282	Adapter, STR.....	3	167	12019-743	Elbow, 90°	1
125	718 0554-32	Hose	1	168	1219-389	Adapter, STR	3
126	718 0502	Tube, Supply	1	169	718 0560-24	Hose	1
127	200B2270-91	Hose, 2" ID X 6" Long.....	1	170	718 0561-66	Hose	1
128	200B2270-64	Hose, 2.5" ID X 6.25" Long.....	1	171	718 0562-27	Hose	1
129	200B2270-47	Hose, 4" ID X 7" Long.....	1	172	722 0078-73	Hose	1
130	S01-500CA75-Y8	HHCS, .50 X 1.75	4	173	200B2007-12	Clamp, 1.50	20
131	718 0562-30	Hose, ASSY 1.25 ID	1	174	W07-312X000-20	Washer, Lock, .31	27
132	T117933	Suction, Tee	1	175	12508-15	Sleeve	2
133	12019-740	Adapter, STR.....	1	176	12508-48	Sleeve	1
134	1219-810	Adapter, STR.....	1	177	716 0223-84	Hose	1
135	1219-890	Adapter, STR.....	2	178	718 0565-22	Hose	1
136	12019-739	Elbow, 45°	1	179	718 0548-38	Hose	1
137	1219-783	Plug	1	180	1219-605	Adapter, STR	1
138	718 0563-38	Hose	1	181	1219-680	Adapter, 90°	2
139	718 0598	Tube, Front Jack	2	182	12019-303	Adapter, 45°	4
140	718 0541	Tube, TRANS Cooler.....	1	183	718 0547-49	Hose	1
141	718 0542	Tube, TRANS Cooler.....	1	184	T128925	Hose, -16, FJIC-16SW, FJIC-16SW90	1
142	718A0473	Oil Cooler ASSY	1	185	718 0525	Plate, Valve Mount.....	1
143	12019-737	3" Hose End, 90°	1	186	S01-312CA00-25	Capscrew, .31C X 1.00	5
144	SHF-500CA25-Y8	HHCS, 0.50C X 1.25 GRD 8	4	187	718 0549-20	Hose	1
145	T02-500CB-P0	Stud, 0.50C X 2.50	2	188	718 0552-38	Hose	1
146	12019-736	Valve, Check	1	189	718 0601-43	Hose	1
147	200B2270-43	Hose, 22" Long.....	1	190	363 1072	Elbow	2
148	718 0503	Tube, Supply	1	191	718 0553-33	Hose	1
149	717 1014	Valve, Fan Control.....	1	192	717 0622-125	Hose	1
150	1240-171	Clamp, Half.....	6	193	1219- 283	Adapter, STR	1
151	1240-154	Clamp, Top	3	194	718 0601-39	Hose	1
152	S01-312CA75-25	Capscrew, .31C X 1.75.....	3	195	12019-725	Split Flange Elbow, 90°	1
153	S01-250CB75-25	Capscrew, .25C X 2.75.....	6	196	460 4112	O-Ring	1
154	1240-270	Clamp, Half.....	14	197*	S01-375CA25-Y8	Capscrew, 0.38C X 1.25 GRD 8	4
155	1240-237	Plate, Safety Locking.....	3	198	S01-375CA25-25	Capscrew, .38C X 1.25	4
156	1240-137	Clamp, Half.....	10	199	W07-375X000-20	Washer, Lock, .38	8
157	1240-195	Plate, Cover	5	200	718 0554-35	Hose	1
158	1240-236	Bolt, Stacking	6	201	718 0554-21	Hose	1
159	S01-375CB-25	Capscrew, .38C X 2.75.....	10	202	718 0547-46	Hose	1
160	S01-625CA50-25	Capscrew, .62C X 1.50.....	4	203	718 0552-26	Hose	1
161	720 0298-125	Hose	1	204	1219-555	Adapter, STR	1
162	S01-250CC25-25	Capscrew, .25C X 3.25.....	2	205	S01-375CA25-Y8	Capscrew, 0.38C X 1.25 GRD 8	4
163	717 0629-50	Hose	1				

* ITEM 28 IS NOT SHOWN IN THE ILLUSTRATION

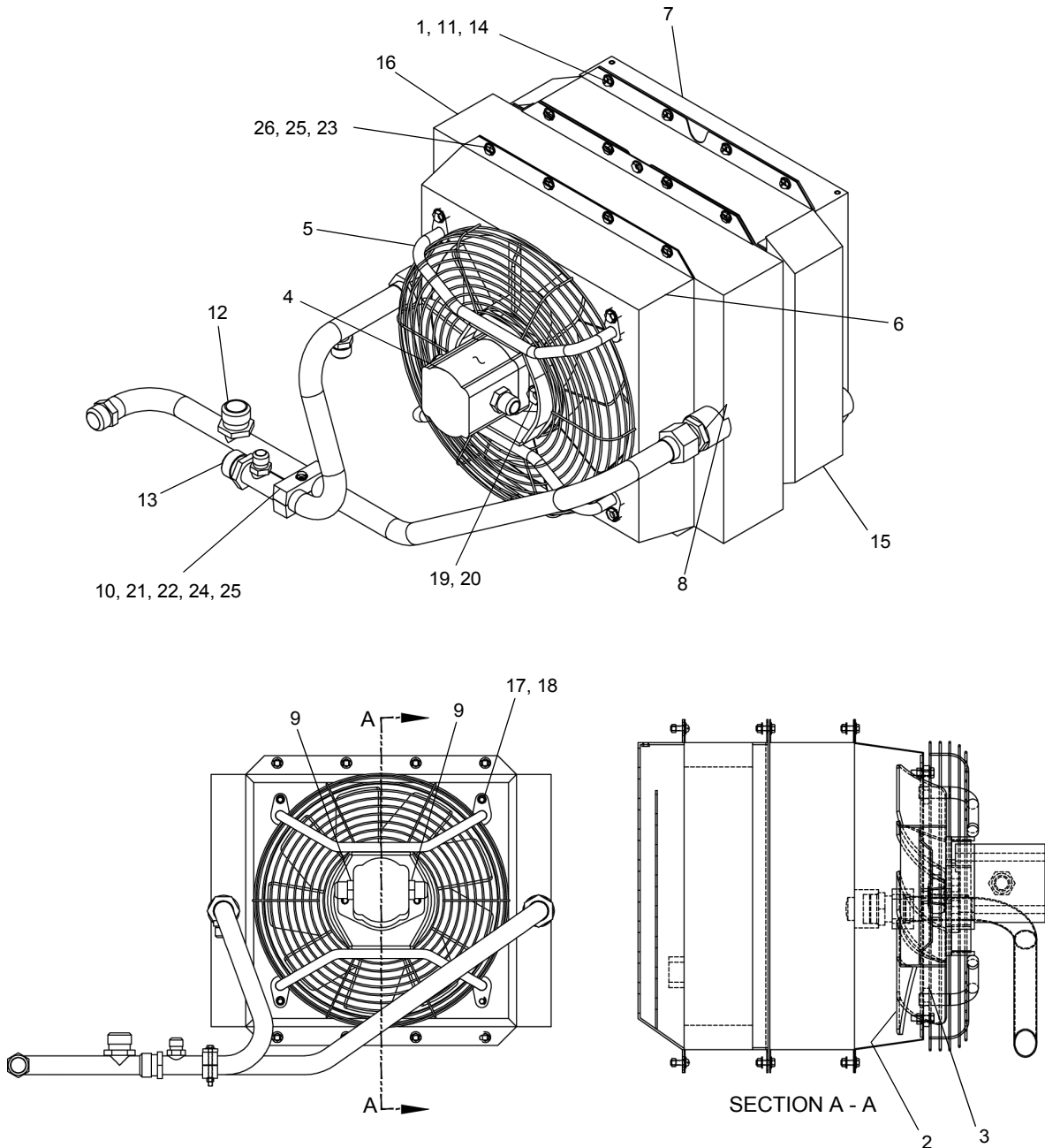
WHEN ORDERING PARTS, SPECIFY MODEL NUMBER, SERIAL NUMBER AND DESCRIPTION OF PARTS REQUIRED



**LOWER HYDRAULIC ASSY
W/AUTO (EXPORT)**

DATE: Revised 12-2014
MODEL: T780
PAGE 25A.11

**GROUP
25A**



REF	PART NO.	DESCRIPTION	QTY	REF	PART NO.	DESCRIPTION	QTY
718A0473 (Rev A) Oil Cooler ASSY							
1	340 2119	Nut, Lock, SS, .31C	8	14	1203-255	Screw, SS, .31C X 1.00	8
2	718 0304	Fan	1	15	718 0277	Transmission Cooler	1
3	718 0303	Fan Adapter	1	16	718 0276	Oil Cooler	1
4	718 0248	Motor	1	17	1200-61	Capscrew, .38C X 1.25	4
5	718 0288	Fan Guard	1	18	1210-20	Washer, Lock, .38	4
6	718 0347	Fan Shroud	1	19	1200-98	Capscrew, .50C X 1.25	2
7	718 0346	Grill	1	20	1210-26	Washer, Lock, .50	2
8	363 0205	Adapter	2	21	1240-155	Cover	1
9	1219-282	16 O-Ring X 16 MJIC STR	2	22	1200-47	Capscrew, .31C X 3.00	1
10	1240-251	Clamp	1	23	1205-34	Nut, Lock, .31C	18
11	380 1801	Washer, Flat, SS, .31	16	24	1205-25	Nut, .31C	1
12	718 0338	Tube	1	25	1209-3	Washer, Flat, .31	37
13	718 0339	Tube	1	26	1200-31	Capscrew, .31C X 1.00	18

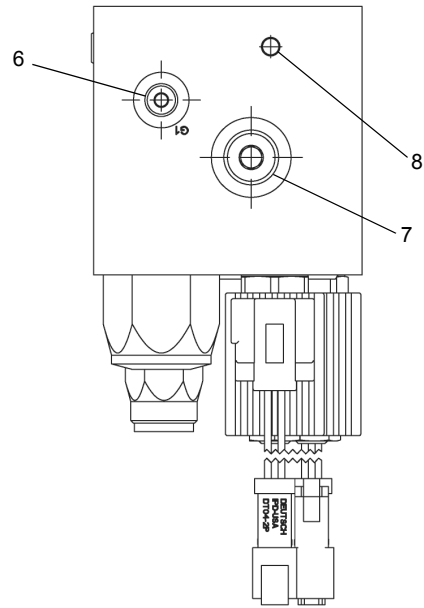
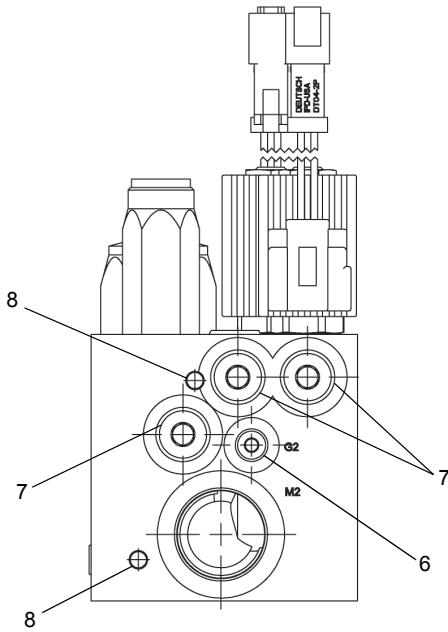
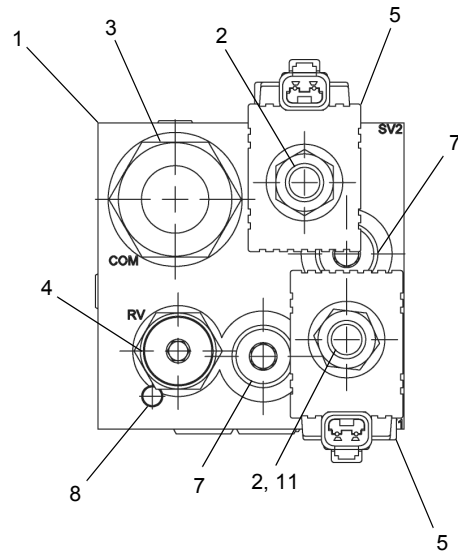
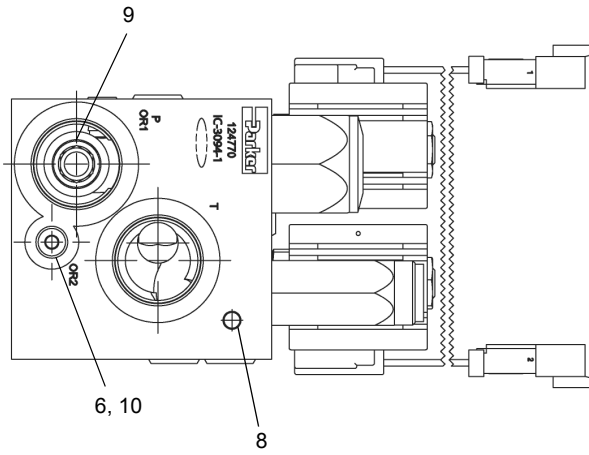
WHEN ORDERING PARTS, SPECIFY MODEL NUMBER, SERIAL NUMBER AND DESCRIPTION OF PARTS REQUIRED



OIL COOLER ASSEMBLY

DATE: Released 05-2013
 MODEL: T780
 PAGE 25A.12

GROUP
25A



REF	PART NO.	DESCRIPTION	QTY
	717 1014 (Rev 00)	Valve, Fan Control	
1	225455	Body, Fan Manifold	1
2	225456	CART, Solenoid Valve.....	2
3	225457	CART, Logic.....	1
4	225458	CART, Relief Valve	1
5	225459	Coil, 20W 12VDC.....	2
6	225460	Plug, NWD -4.....	3
7	225461	Plug, NWD -8.....	6
8	225462	Plug, Expander 7mm	5
9	225463	Plug, Orifice .344	1
10	225464	Plug, Orifice .031	1
11	225465	Orifice Disc	1

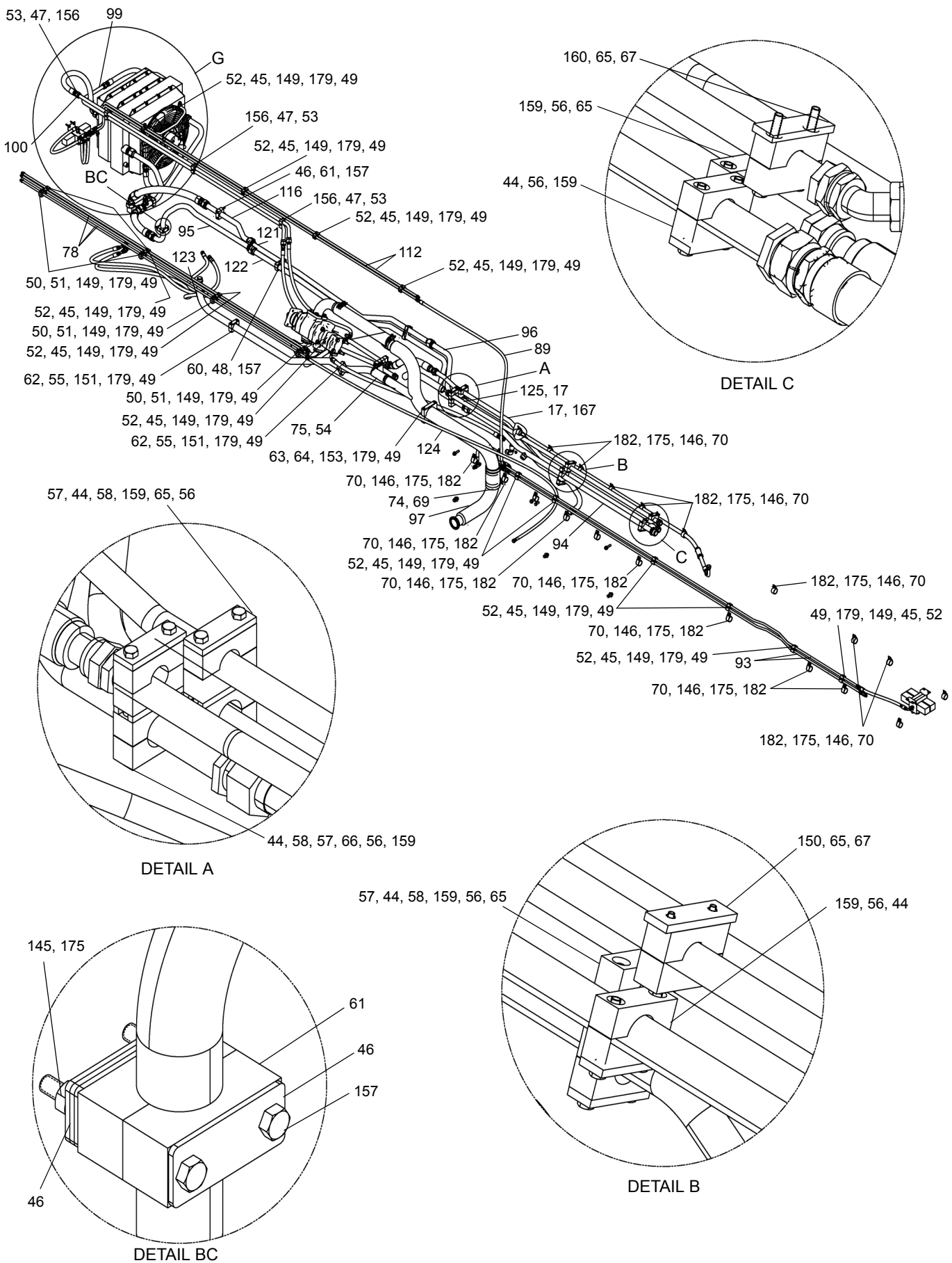
WHEN ORDERING PARTS, SPECIFY MODEL NUMBER, SERIAL NUMBER AND DESCRIPTION OF PARTS REQUIRED



VALVE, FAN CONTROL

DATE: Revised 05-2013
 MODEL: T780
 PAGE 25A.13

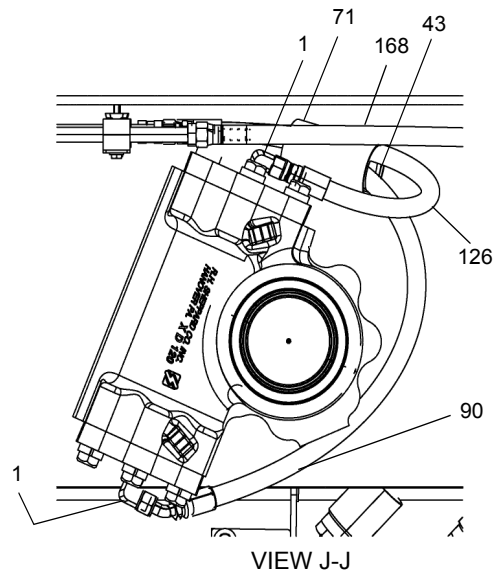
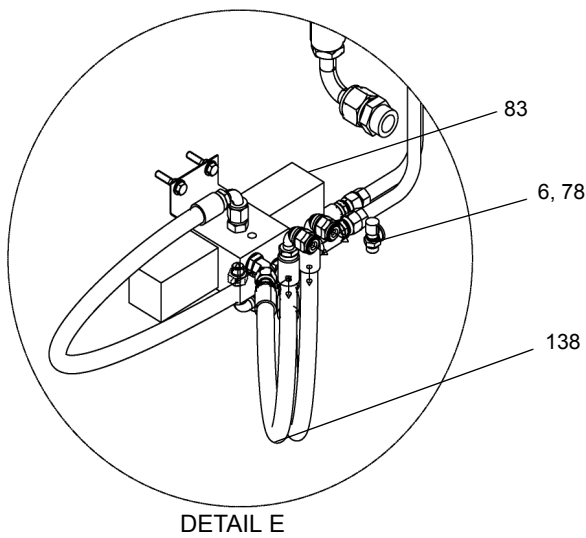
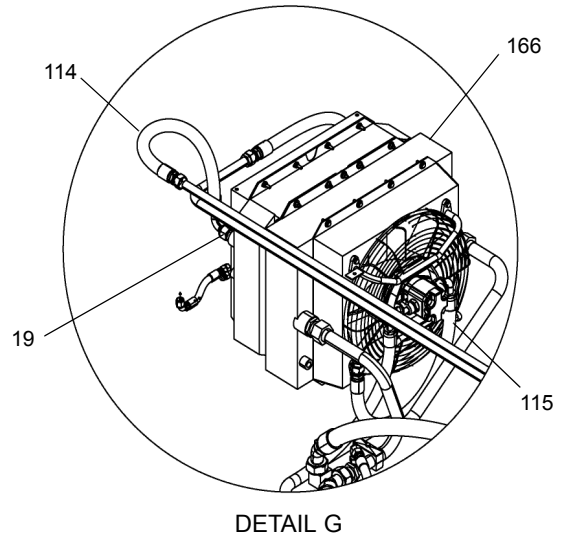
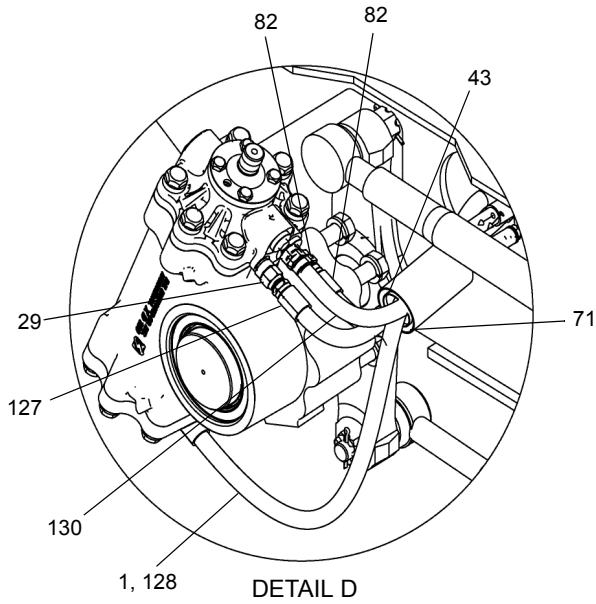
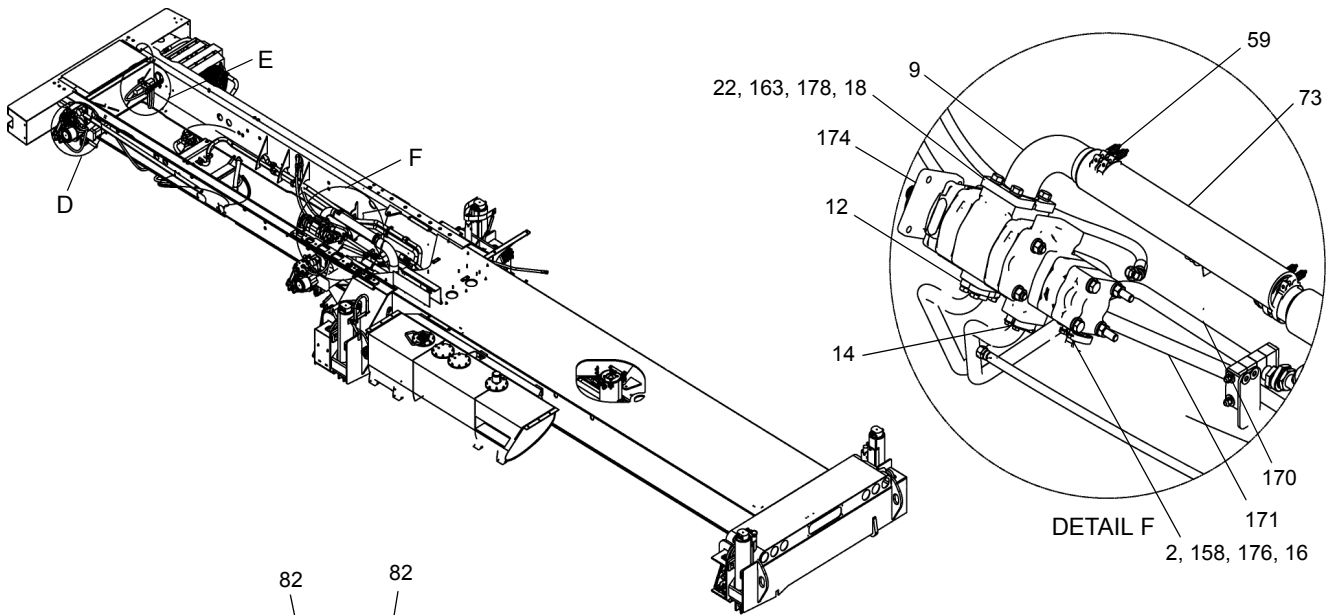
GROUP
25A



SEE PAGES 25B.7 & 25B.8

WHEN ORDERING PARTS, SPECIFY MODEL NUMBER, SERIAL NUMBER AND DESCRIPTION OF PARTS REQUIRED

 TEREX P/N 12261-690	LOWER HYDRAULIC ASSY	DATE: Revised 10-2014	GROUP 25B
		MODEL: T780	
		PAGE 25B.1	



SEE PAGES 25B.7 & 25B.8

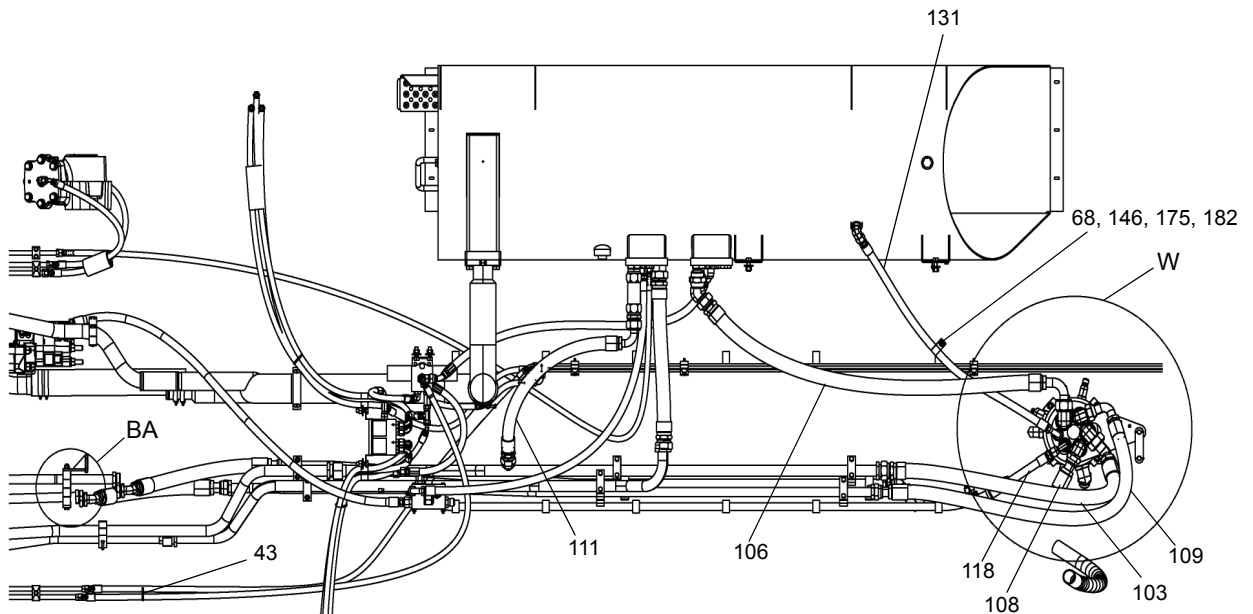
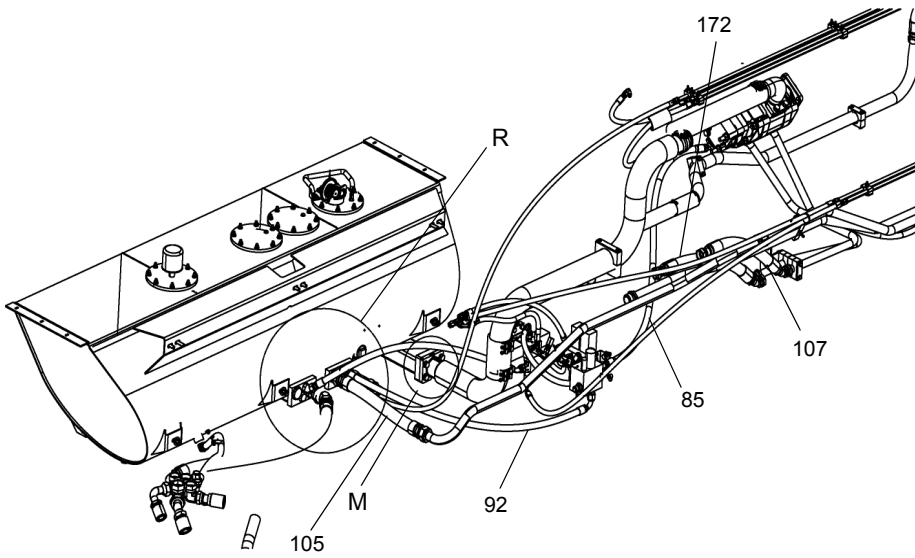
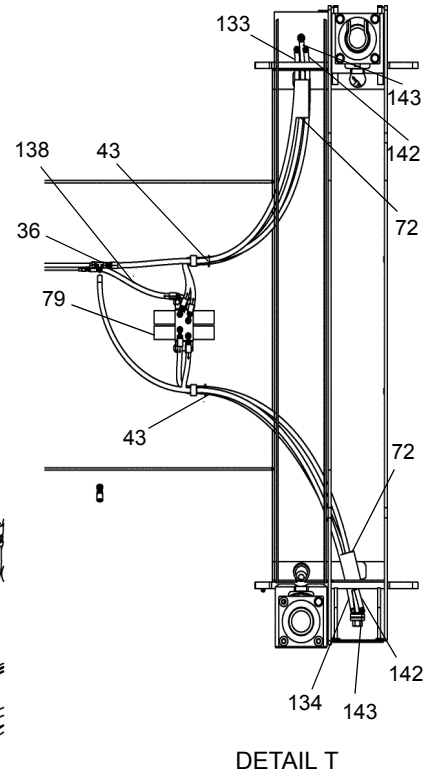
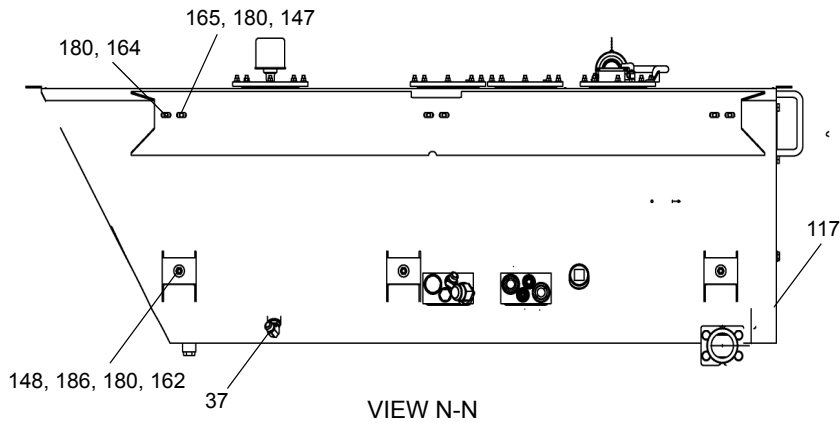
WHEN ORDERING PARTS, SPECIFY MODEL NUMBER, SERIAL NUMBER AND DESCRIPTION OF PARTS REQUIRED



LOWER HYDRAULIC ASSY

DATE: Revised 10-2014
 MODEL: T780
 PAGE 25B.2

GROUP
25B



SEE PAGES 25B.7 & 25B.8

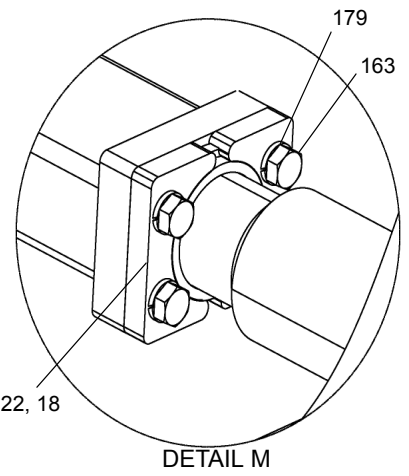
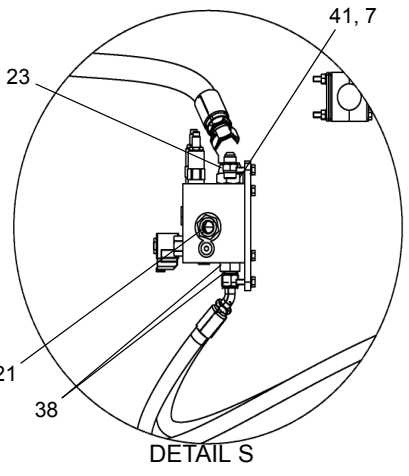
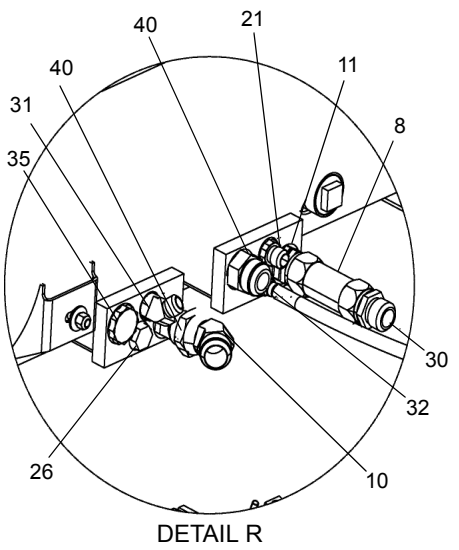
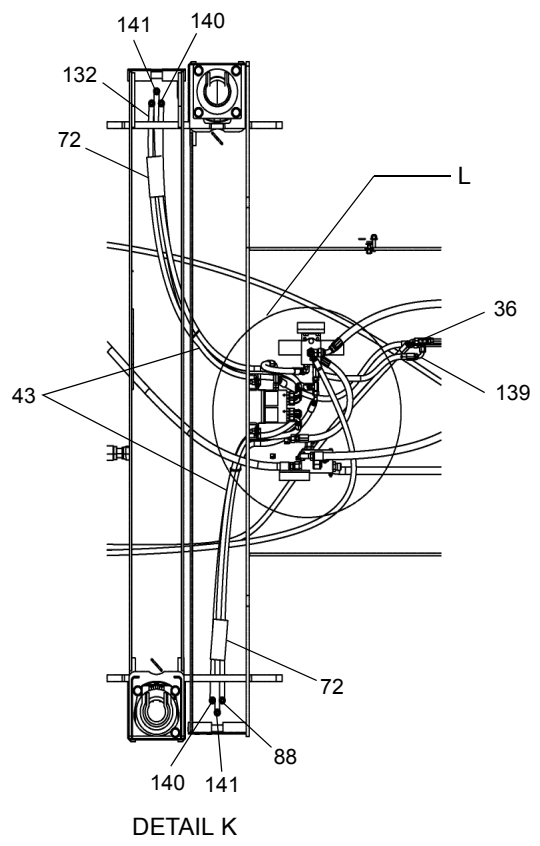
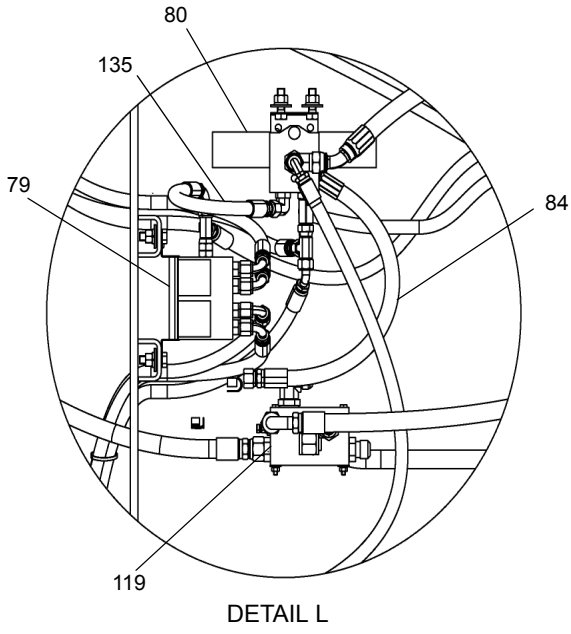
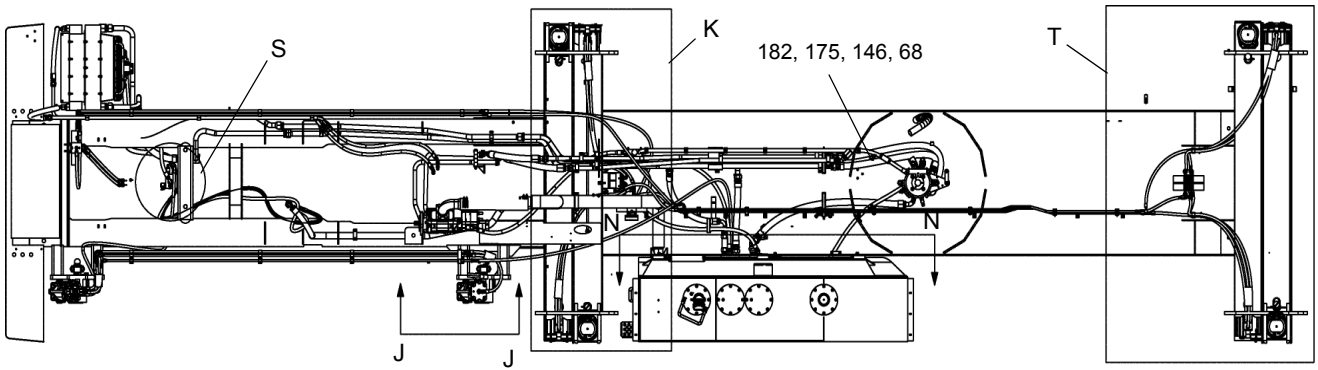
WHEN ORDERING PARTS, SPECIFY MODEL NUMBER, SERIAL NUMBER AND DESCRIPTION OF PARTS REQUIRED



LOWER HYDRAULIC ASSY

DATE: Revised 10-2014
MODEL: T780
PAGE 25B.3

GROUP
25B



SEE PAGES 25B.7 & 25B.8

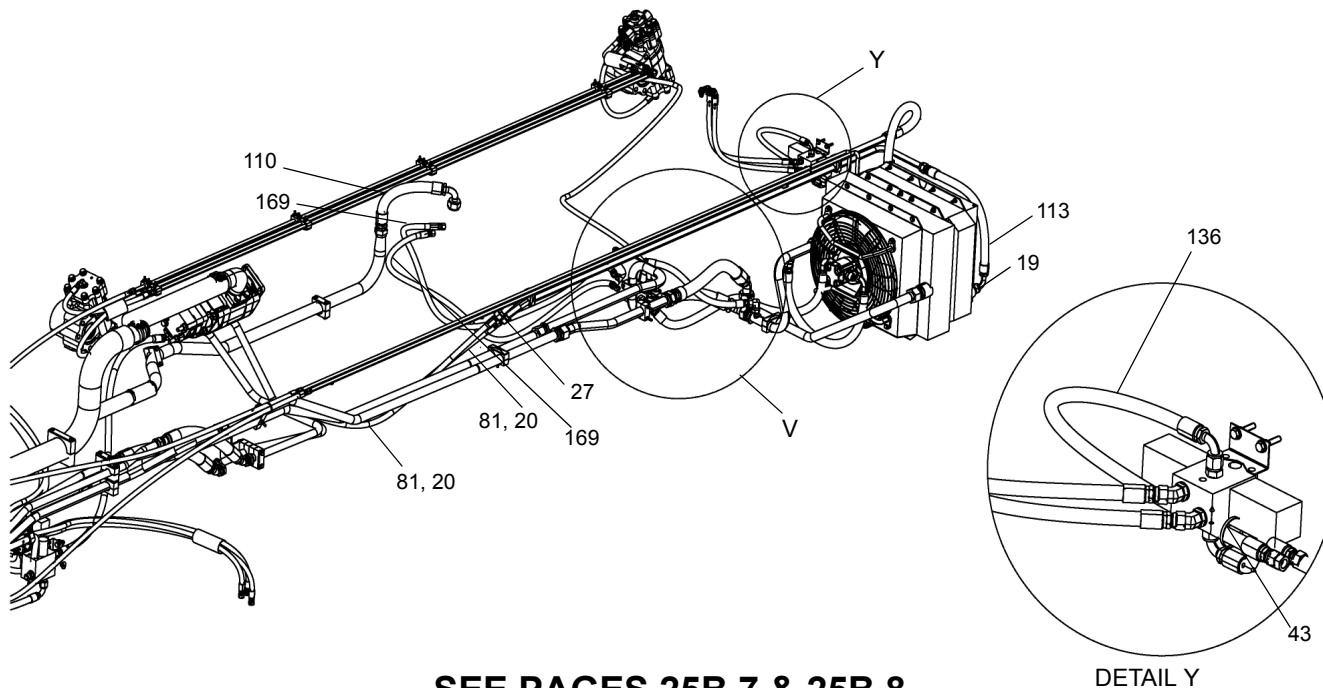
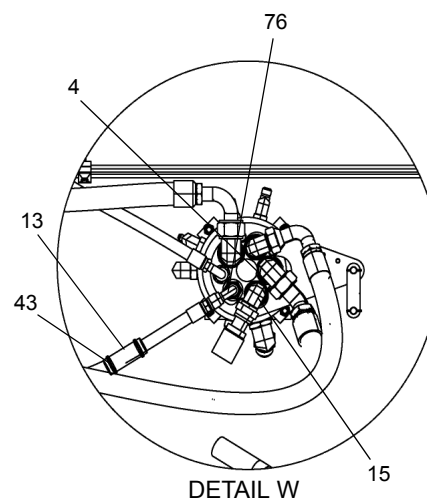
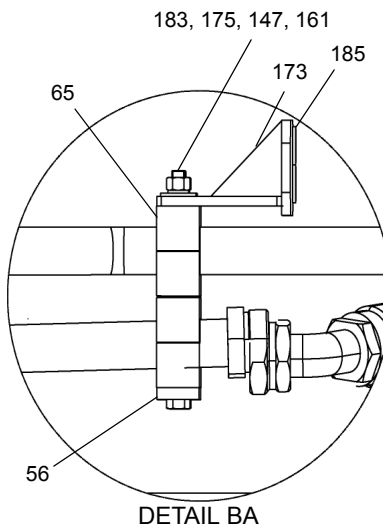
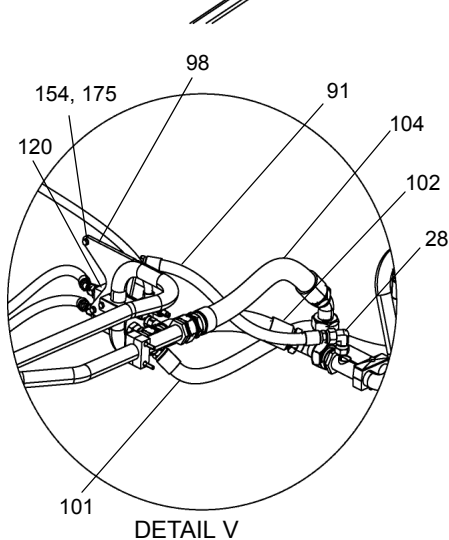
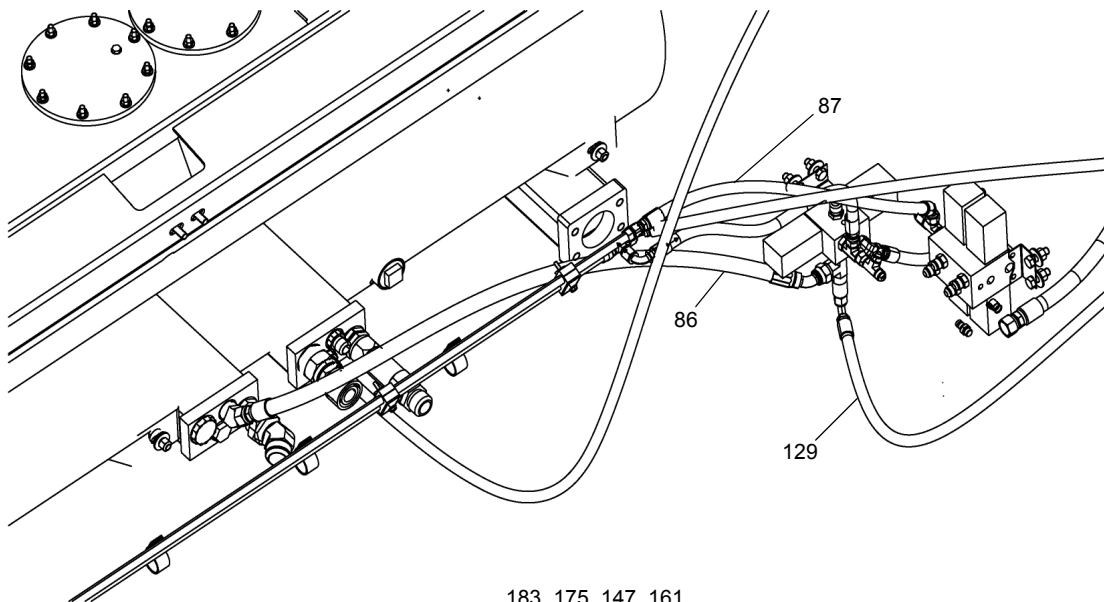
WHEN ORDERING PARTS, SPECIFY MODEL NUMBER, SERIAL NUMBER AND DESCRIPTION OF PARTS REQUIRED



LOWER HYDRAULIC ASSY

DATE: Revised 10-2014
MODEL: T780
PAGE 25B.4

GROUP
25B



SEE PAGES 25B.7 & 25B.8

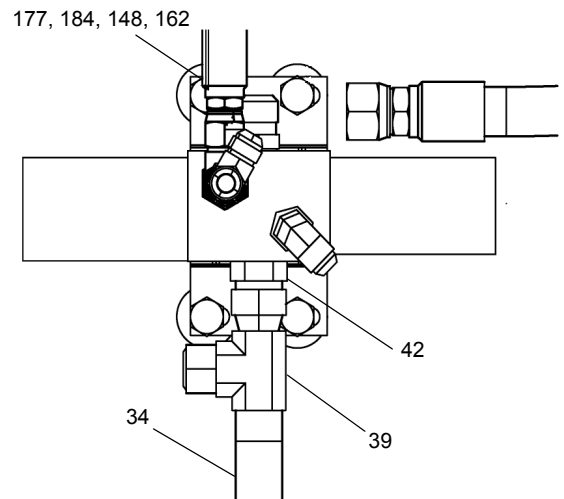
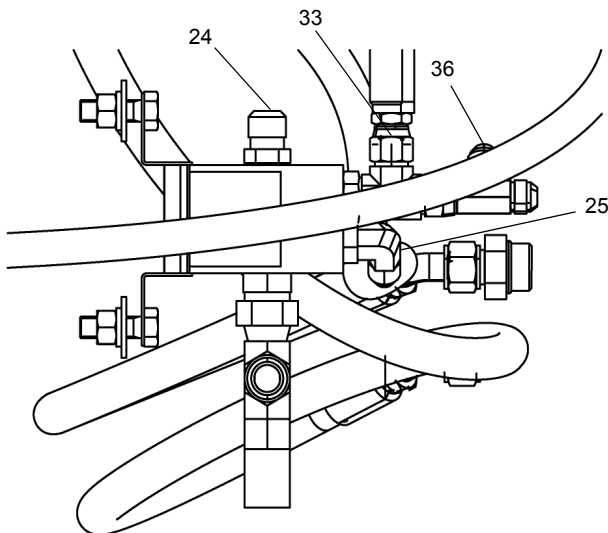
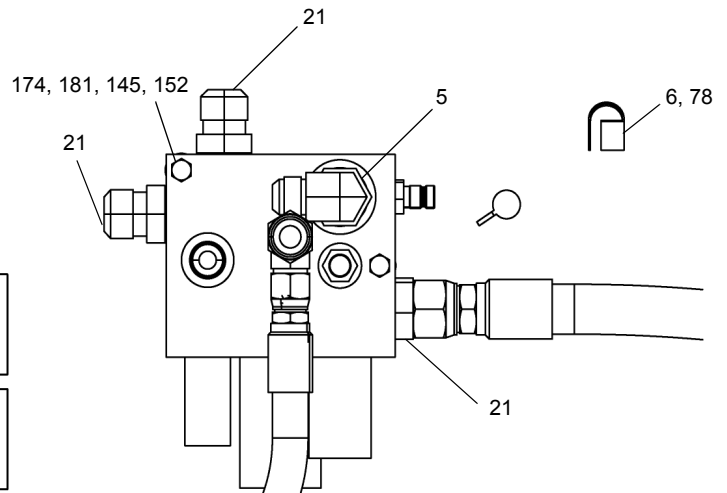
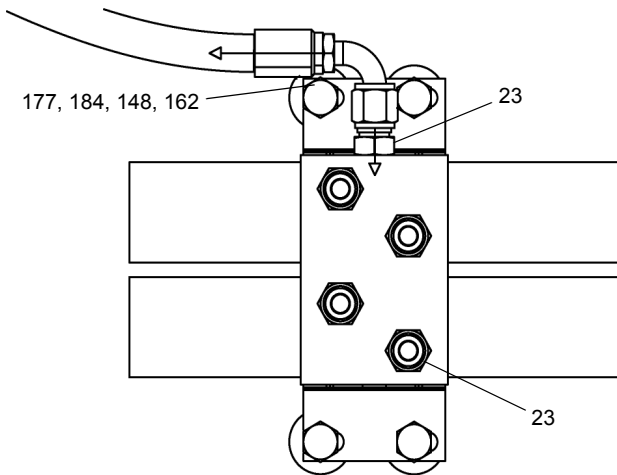
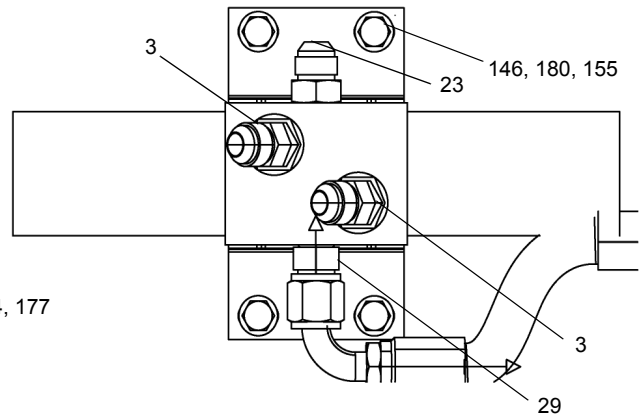
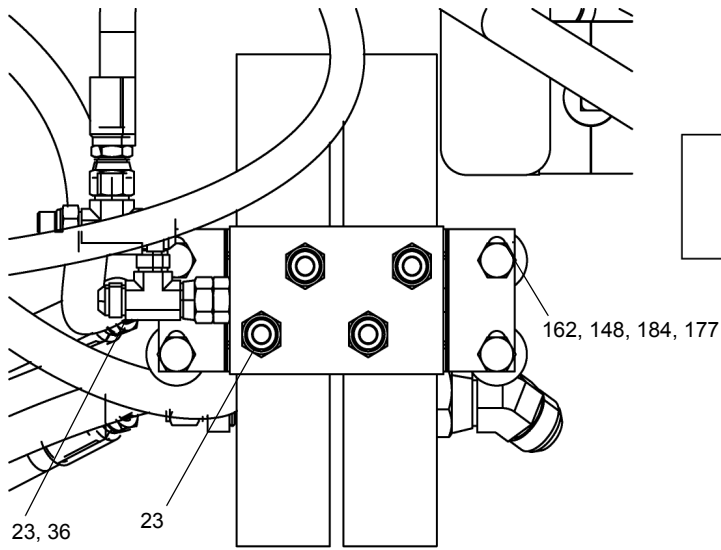
WHEN ORDERING PARTS, SPECIFY MODEL NUMBER, SERIAL NUMBER AND DESCRIPTION OF PARTS REQUIRED



LOWER HYDRAULIC ASSY

DATE: Revised 10-2014
 MODEL: T780
 PAGE 25B.5

GROUP
25B



SEE PAGES 25B.7 & 25B.8

WHEN ORDERING PARTS, SPECIFY MODEL NUMBER, SERIAL NUMBER AND DESCRIPTION OF PARTS REQUIRED



LOWER HYDRAULIC ASSY

DATE: Revised 10-2014
 MODEL: T780
 PAGE 25B.6

GROUP
25B

SEE PAGES 25B.1, 25B.2 25B.3, 25B.4, 25B.5, 25B.6 & 25B.8

REF	PART NO.	DESCRIPTION	QTY	REF	PART NO.	DESCRIPTION	QTY
T104547 (Rev G) Lower Hydraulic ASSY (Manual)							
1	12019-274	Elbow, 90, MJIC-8/MORB-6.....	3	57	1240-236	Stacking Bolt, 0.375-16 X 3.03	6
2	12019-279	Clamp, Split Flange, C61-12.....	2	58	1240-237	Plate,	
3	12019-447	Fitting, 45 DEG Hydraulic	2			Safety Locking 3.34X1.18	3
4	12019-503	Elbow, 90 Degree	2	59	1240-244	Clamp 3.31 DIA - 3.55 DIA.....	4
5	12019-517	Elbow, BLKHD, 90, MORB-12/MJIC-10	1	60	1240-251	Clamp Body, 2 PCS, 1.50DIA Dual	2
6	12019-558	Dust Cap, HQC-4.....	3	61	1240-252	Clamp-Half	2
7	12019-665	Adapter, STR, -10 -16.....	1	62	1240-265	Clamp Body, 2 PCS, 2.00DIA.....	2
8	12019-736	Valve, Check.....	1	63	1240-266	Clamp Body, 2 PCS, 4.00DIA.....	1
9	12019-737	Elbow, 90 Degree	1	64	1240-267	Cover Plate 5.67 X 1.18	1
10	12019-739	Elbow, 45, MJIC-24/FJIC-24SW	1	65	1240-270	Clamp Body, 2 PCS, 1.25DIA.....	7
11	12019-740	Adapter, STR, Oring/Oring.....	1	66	1240-272	Clamp Body, 2 PCS, 1.08DIA.....	1
12	12019-742	Clamp, C62-20, Kit	1	67	1240-276	Weld Plate 3.93 X 1.18, Plated	2
13	12019-747	Miscellaneous Hose Shield.....	1	68	1240-29	Clamp P, 1.125 DIA	2
14	12019-751	Kit, Split Flange, C61-16	1	69	1240-81	4.13 / 4.44 Clamp	4
15	12019-764	Elbow, 90 Degree	2	70	1240-91	Clamp P, 1.5 DIA	20
16	1218-26	O-ring, SAE C61/C62-12	1	71	12508-15	Sleeve	2
17	1218-300	O-ring-20 Faceseal	4	72	12508-24	Sleeve	4
18	1218-61	O-ring, SAE-48	2	73	200B2270-40	Hose, Hydraulic	1
19	1219-282	Adapter, MJIC-16/MORB-16.....	2	74	200B2270-47	Hose, Hydraulic	1
20	1219-283	Adapter, MJIC-10/MNPT-8.....	2	75	200B2270-91	Hose, Hydraulic	1
21	1219-389	Adapter, MJIC-12/MORB-12.....	5	76	363-1072	Elbow, 90 Degree	1
22	1219-393	Clamp, Split Flange, C61-48.....	4	77*	375-0400	Adapter, MORB-6/HQC-4	3
23	1219-441	Adapter, MJIC-8/MORB-8.....	16	78	707-7409	Tube	3
24	1219-446	Adapter, MJIC-10/MORB-8.....	1	79	708-2210	Valve, Outtrigger (Ref Page 3.9)	2
25	1219-470	Elbow, 90, MJIC-8/MORB-8.....	1	80	708-2211	Valve, Extend-Retract (Ref Page 3.9)	1
26	1219-485	Plug, ORB-12, HEX	1	81	708-9166-45	Hose,-10, FJIC-10SW/FJIC-10SW45.....	2
27	1219-564	Reducer, Flare Tube End.....	2	82	716-0223-84	Hose	1
28	1219-583	Elbow, 90, MJIC-12/FJIC-12SW	1	83	717-0328	Valve, Front Jack.....	1
29	1219-598	Adapter, M ORB-6/M JIC-8.....	2	84	717-0627-22	Hose	1
30	1219-661	Adapter, MJIC-20/MORB-20.....	1	85	717-0628-78	Hose	1
31	1219-663	Elbow, 45, MJIC-12/MORB-12.....	1	86	717-0629-50	Hose	1
32	1219-691	Adapter, MJIC-8/MORB-12.....	1	87	717-0631-37	Hose	1
33	1219-695	Tee, Hydraulic.....	1	88	717-0631-70	Hose	1
34	1219-713	Reducer, -12 -8	1	89	717-0631-99	Hose	1
35	1219-783	Plug, ORB-20, HEX	1	90	717-0668-39	Hose	1
36	1219-800	Tee, FJIC-8/MJIC-8/MJIC-8	4	91	717-0676-28	Hose, ASSY 0.75 ID	1
37	1219-802	Elbow, 90, MJIC-12/MORB-12.....	1	92	717-0676-63	Hose, ASSY 0.75 ID	1
38	1219-810	Adapter, MJIC-10/MORB-12.....	2	93	717-0765	Tube	2
39	1219-876	Tee, Run, -12	1	94	718-0333	Tube, Swivel-Cooler	1
40	1219-890	Adapter, MJIC-24/MORB-20.....	2	95	718-0335	Tube, Swivel To Cooler.....	1
41	1219-958	Adapter, 45, MJIC-16/FJIC-16SW	1	96	718-0336	Tube, Cooler-Tank	1
42	1219-984	Adapter, MJIC-12/MORB-8.....	1	97	718-0502	Tube, Suction	1
43	1222-184	Tie Plastic Cable 7".....	14	98	718-0525	Plate, Valve Mount	1
44	1240-137	Clamp Body, 2 PCS, 1.50DIA	5	99	718-0541	Tube, TRANS Cooler.....	1
45	1240-143	Cover Plate, Dual 2.04 X 1.18	14	100	718-0542	Tube, TRANS Cooler.....	1
46	1240-148	Cover Plate 2.75 X 1.18.....	5	101	718-0547-46	Hose, ASSY 1.00 ID	1
47	1240-154	Cover Plate, Dual 2.55 X 1.18	3	102	718-0554-19	Hose, -24, 150, FJIC-24SW/FJIC-24SW45, 483	1
48	1240-155	Cover Plate, Dual 4.02 X 1.18	2			Hose, ASSY 1.50 ID	1
49	1240-157	Rail Nut, HEX 0.25-20	28	103	718-0554-32	Hose, ASSY 1.50 ID	1
50	1240-160	Clamp Body, 2 PCS, 0.625DIA.....	4	104	718-0554-35	Hose, ASSY 1.50 ID	1
51	1240-162	Cover Plate 1.59 X 1.18.....	4	105	718-0560-24	Hose, ASSY 1.50 ID	1
52	1240-167	Clamp Body, 2 PCS, 0.625DIA Dual	14	106	718-0561-66	Hose, ASSY 1.50 ID	1
				107	718-0562-24	Hose	1
53	1240-171	Clamp Body, 2 PCS, 1.00DIA Dual	3	108	718-0562-27	Hose, ASSY 1.25 ID.....	1
				109	718-0563-38	Hose, ASSY 1.25 ID.....	1
54	1240-186	Clamp T-Bolt.....	2	110	718-0565-22	Hose, ASSY 1.25 ID	1
55	1240-191	Cover Plate 3.38 X 1.18.....	2	111	718-0565-36	Hose, ASSY 1.25 ID	1
56	1240-195	Cover Plate 3.34 X 2.36.....	7	112	718-0598	Tube, Front Jack.....	2

WHEN ORDERING PARTS, SPECIFY MODEL NUMBER, SERIAL NUMBER AND DESCRIPTION OF PARTS REQUIRED

 TEREX P/N 12261-690	LOWER HYDRAULIC ASSY	DATE: Revised 10-2014	GROUP 25B
		MODEL: T780	
		PAGE 25B.7	

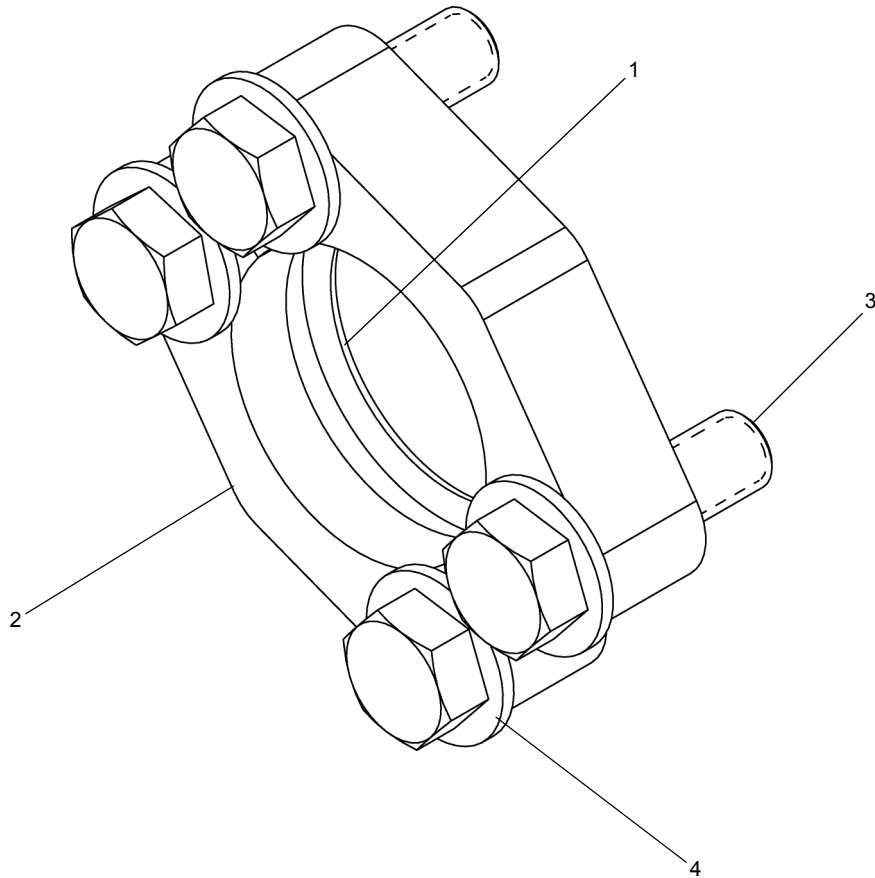
SEE PAGES 25B.1, 25B.2 25B.3, 25B.4, 25B.5, 25B.6 & 25B.7

REF	PART NO.	DESCRIPTION	QTY	REF	PART NO.	DESCRIPTION	QTY
T104547 (Rev G) Lower Hydraulic ASSY (Manual) (Contd..)							
113	718-0615-30	Hose, ASSY 1.00 ID.....	1	154	S01-312CA00-25	SCR, HHCS 0.3125-18X1.00, ST Z G5.....	4
114	718-0615-43	Hose, ASSY 1.00 ID.....	1	155	S01-312CA50-25	SCR, HHCS 0.3125-18X1.50, ST Z G5.....	4
115	718-0616-34	Hose, -16, FJIC-16SW/FJIC-16SW90.....	1	156	S01-312CA75-25	SCR, HHCS 0.3125-18X1.75, ST Z G5.....	3
116	718-1035	Tube, Cooler In.....	1	157	S01-312CC50-25	SCR, HHCS 0.3125-18X3.50, ST Z G5.....	6
117	718A0040	Hydraulic Tank Assembly (Ref Page 25C.14).....	1	158	S01-375CA50-25	SCR, HHCS 0.375-16X1.50, ST Z GR5.....	4
118	720-0298-125	Hose, -12, FJIC-12SW/FJIC-12SW90.....	1	159	S01-375CB75-25	SCR, HHCS 0.375-16X2.75, ST Z GR5.....	12
119	720-0441	Valve, Diverter (Ref Page 25C.12).....	1	160	S01-375CC25-25	SCR, HHCS 0.375-16X3.25, ST Z GR5.....	2
120	722-0236	Valve, Fan / Steering (Ref Page 25C.11).....	1	161	S01-375CF00-25	SCR, HHCS 0.375-16X6.00, ST Z GR5.....	2
121	722-0259	Tube, Cooler In.....	1	162	S01-500CA50-25	SCR, HHCS 0.50-13X1.50, ST Z GR5.....	15
122	722-0266	Tube, Swivel To Cooler.....	1	163	S01-625CA75-25	SCR, HHCS 0.625-11X1.75, ST Z GR5.....	8
123	722-0270	Tube, Suction.....	1	164	SHF-500CA25-Y8	SCR, HHCS FT 0.50-13X1.25, STYZ G8.....	4
124	722-0273	Tube.....	1	165	T02-500CB50-P0	Stud, FT 0.500-13X 2.5, STL.....	2
125	722-0274	Tube, Winch Pressure.....	1	166	T103833	Oil Cooler Assy.....	1
126	MK212092-30	Hose, -8, FJIC-8SW/FJIC-8SW.....	1	167	T105024	Tube, Boom Pressure.....	1
127	MK212093-25	Hose.....	1	168	T110887	Hose.....	1
128	MK212093-32	Hose.....	1	169	T110888	Hose, ASSY .62 ID.....	2
129	MK212093-93	Hose, ASSY, .50 ID.....	1	170	T119359	Tube.....	1
130	MK212095-19	Hose.....	1	171	T119360	Tube.....	1
131	MK212382-50	Hose, -12, FJIC-12SW/FJIC-12SW90.....	1	172	T119424	Hose, 1.25".....	1
132	MK213521-69	Hose.....	1	173	T119727	Bracket, Tube.....	1
133	MK213521-76	Hose, ASS'Y .50 ID.....	1	174	T120162	Pump, HYD Triple.....	1
134	MK213521-89	Hose.....	1	175	W07-250X000-20	WSH, LCK, MED SPLT 0.25, ST Z.....	2
135	MK213522-16	Hose.....	1	176	W07-312X000-20	WSH, LCK, MED SPLT 0.3125, ST Z.....	30
136	MK213522-21	Hose.....	1	177	W07-375X000-20	WSH, LCK, MED SPLT 0.375, ST Z.....	4
137*	MK213522-24	Hose.....	1	178	W07-500X000-20	WSH, LCK, MED SPLT 0.50, ST Z.....	12
138	MK213522-35	Hose.....	2	179	W07-625X000-20	WSH, LCK, MED SPLT 0.625, ST Z.....	8
139	MK213522-38	Hose.....	1	180	WAH-50NX000-Y2	WSH, FL HRD A-NRW 0.50, ST YZ.....	9
140	MK213522-69	Hose.....	2	181	WAN-25NX000-20	WSH, FL TYPA-NRW 0.25, ST Z.....	28
141	MK213522-74	Hose, -8, FJIC-8SW/FJIC-8SW90.....	2	182	WAN-31NX000-20	WSH, FL TYPA-NRW 0.3125, ST Z.....	4
142	MK213522-75	Hose, -8, FJIC-8SW/FJIC-8SW90.....	2	183	WAW-25WX000-20	WSH, FL TYPA-WID 0.25, ST Z.....	2
143	MK213522-80	Hose.....	2	184	WAW-31WX000-20	WSH, FL TYPA-WID 0.3125, ST Z.....	22
144*	N04-250C000-25	Nut, HEX 0.25-20, ST Z GR5.....	2	185	WAW-37WX000-20	WSH, FL TYPA-WID 0.375, ST Z.....	4
145	N04-312C000-25	Nut, HEX 0.3125-18, ST Z GR5.....	28	186	WAW-50WX000-20	WSH, FL TYPA-WID 0.50, ST Z.....	15
146	N04-375C000-25	Nut, HEX 0.375-16, ST Z GR5.....	2				
147	N04-500C000-25	Nut, HEX 0.50-13, ST Z GR5.....	14				
148	NYL-500C000-25	Nut, HEX NYL-INS 0.50-13, ST Z G5.....	3				
149	S01-250CB25-25	SCR, HHCS 0.25-20X2.25, ST Z GR5.....	22				
150	S01-250CB50-25	SCR, HHCS 0.25-20X2.50, ST Z GR5.....	2				
151	S01-250CB75-25	SCR, HHCS 0.25-20X2.75, ST Z GR5.....	4				
152	S01-250CD00-25	SCR, HHCS 0.25-20X4.00, ST Z GR5.....	2				
153	S01-250CE00-25	SCR, HHCS 0.25-20X5.00, ST Z GR5.....	2				

* ITEM 77, 137, 144 IS NOT SHOWN IN THE ILLUSTRATION

WHEN ORDERING PARTS, SPECIFY MODEL NUMBER, SERIAL NUMBER AND DESCRIPTION OF PARTS REQUIRED

 TEREX P/N 12261-690	LOWER HYDRAULIC ASSY	DATE: Revised 10-2014	GROUP 25B
		MODEL: T780	
		PAGE 25B.8	



<u>REF</u>	<u>PART NO.</u>	<u>DESCRIPTION</u>	<u>QTY</u>
	12019-751 (Rev B)	<i>Clamp, C61-16, Kit</i>	
1	1218-103	O Ring, SAE-16	1
2	1219-665	Clamp, C61-16, Half	2
3	S01-375CA25-25	SCR, HHCS 0.375-16X1.25, ST Z GR5	4
4	WAR-375X000-20	WSH, FL TYPA-REG 0.375, ST Z	4

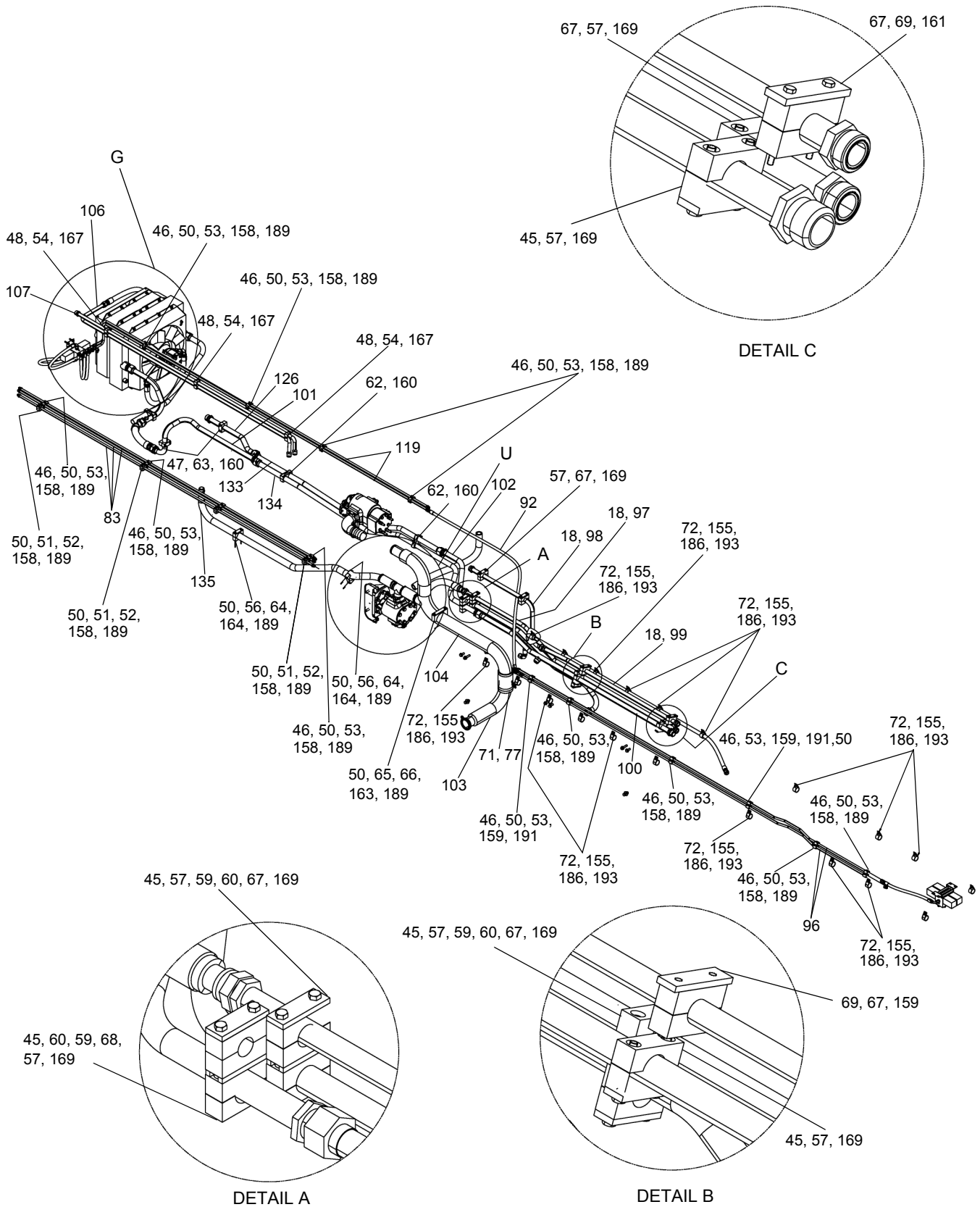
WHEN ORDERING PARTS, SPECIFY MODEL NUMBER, SERIAL NUMBER AND DESCRIPTION OF PARTS REQUIRED



CLAMP, C61-16, KIT

DATE: Released 10-2014
 MODEL: T780
 PAGE 25B.9

GROUP
25B



SEE PAGES 25C.8 & 25C.9

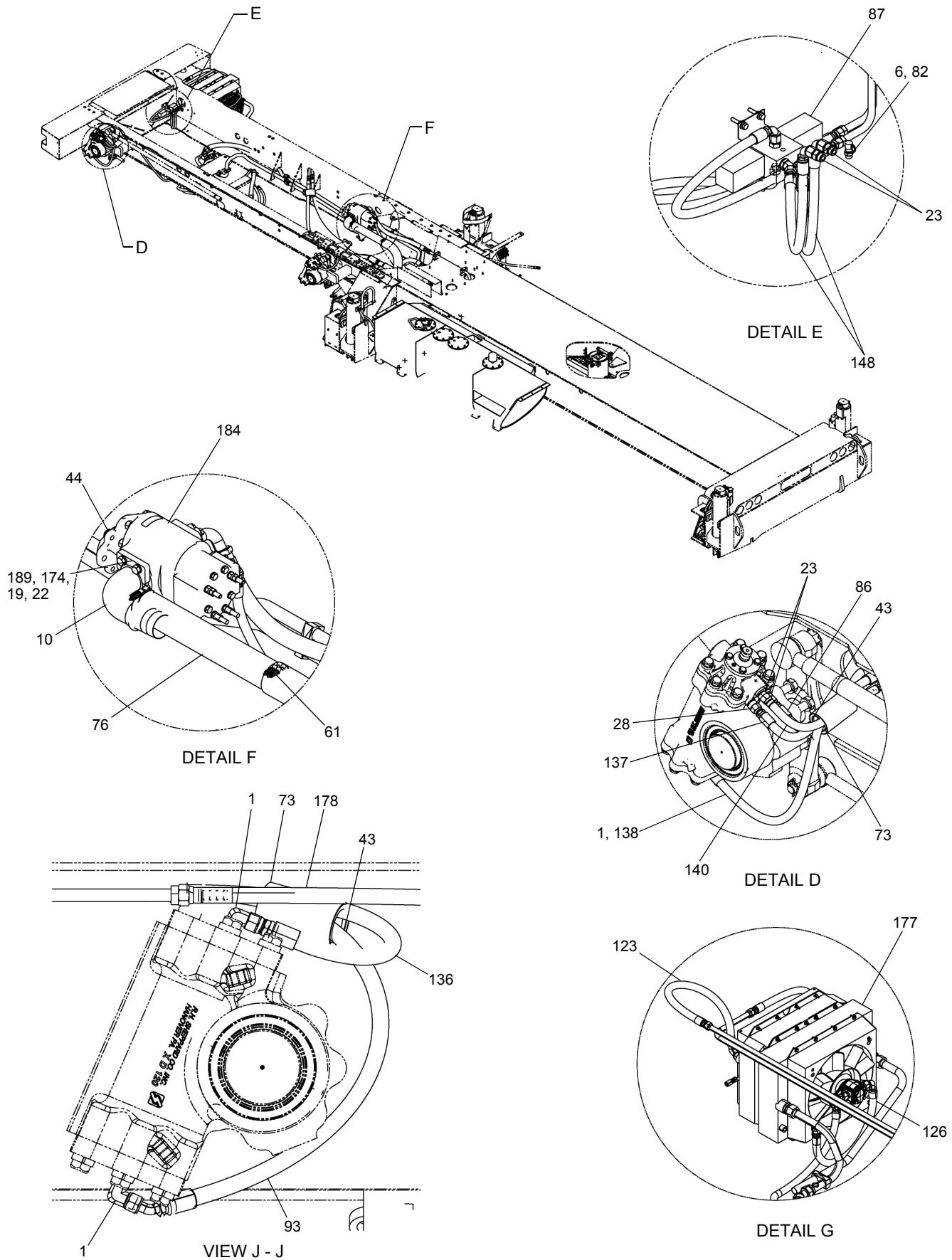
WHEN ORDERING PARTS, SPECIFY MODEL NUMBER, SERIAL NUMBER AND DESCRIPTION OF PARTS REQUIRED



**LOWER HYDRAULIC ASSEMBLY
W/AUTO (DOMESTIC)**

DATE: Revised 12-2014
 MODEL: T780
 PAGE 25C.1

**GROUP
25C**



SEE PAGES 25C.8 & 25C.9

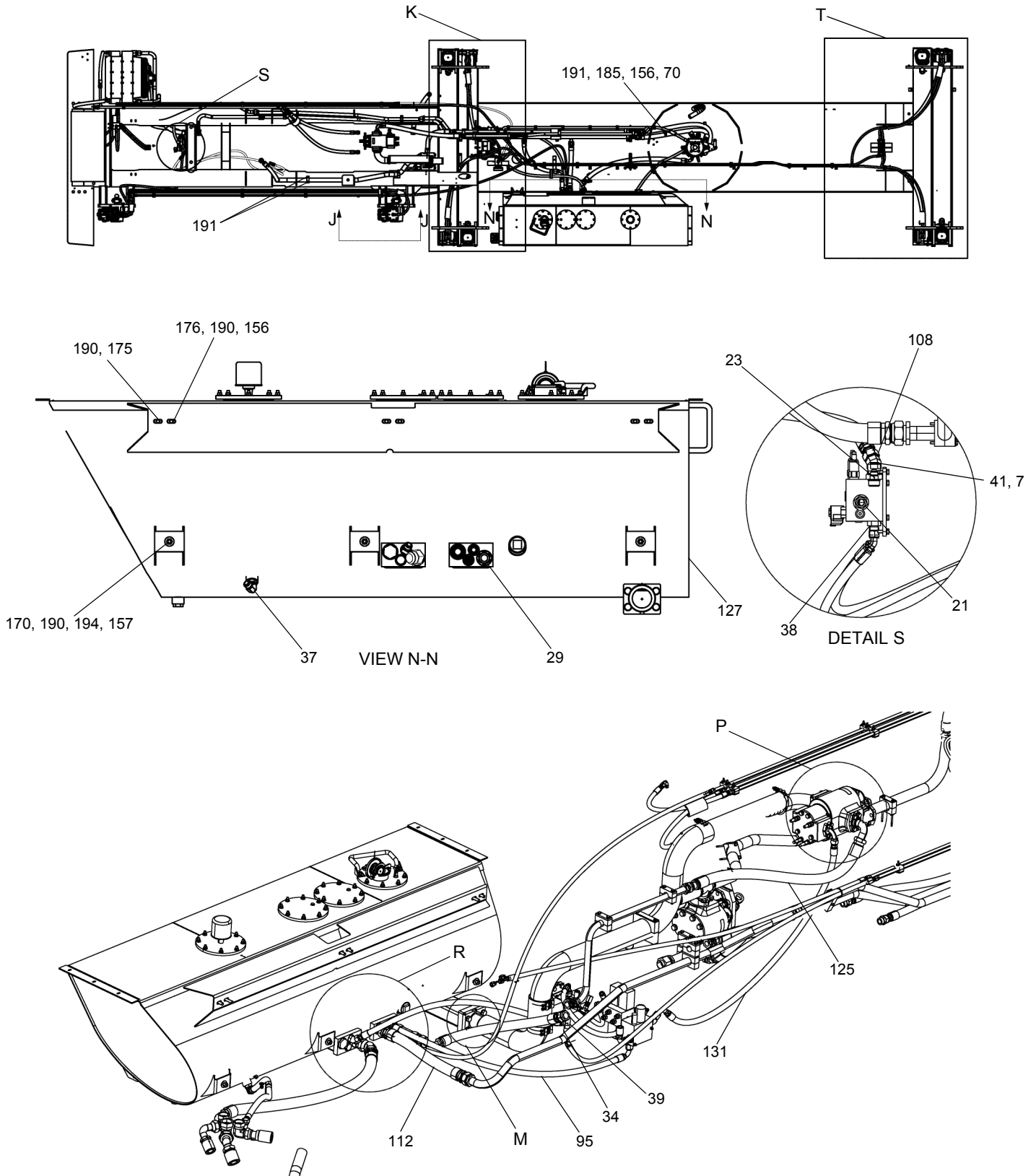
WHEN ORDERING PARTS, SPECIFY MODEL NUMBER, SERIAL NUMBER AND DESCRIPTION OF PARTS REQUIRED



**LOWER HYDRAULIC ASSEMBLY
W/AUTO (DOMESTIC)**

DATE: Revised 12-2014
MODEL: T780
PAGE 25C.2

GROUP
25C



SEE PAGES 25C.8 & 25C.9

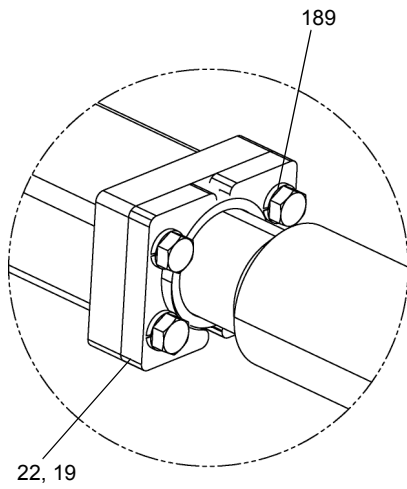
WHEN ORDERING PARTS, SPECIFY MODEL NUMBER, SERIAL NUMBER AND DESCRIPTION OF PARTS REQUIRED



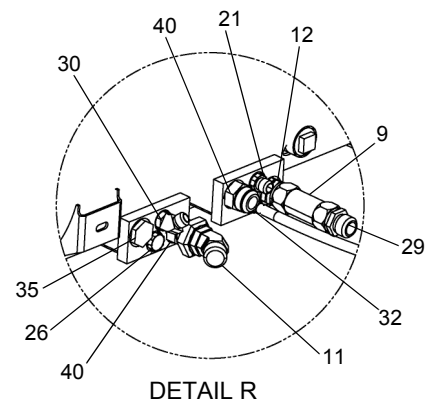
**LOWER HYDRAULIC ASSEMBLY
W/AUTO (DOMESTIC)**

DATE: Revised 12-2014
MODEL: T780
PAGE 25C.3

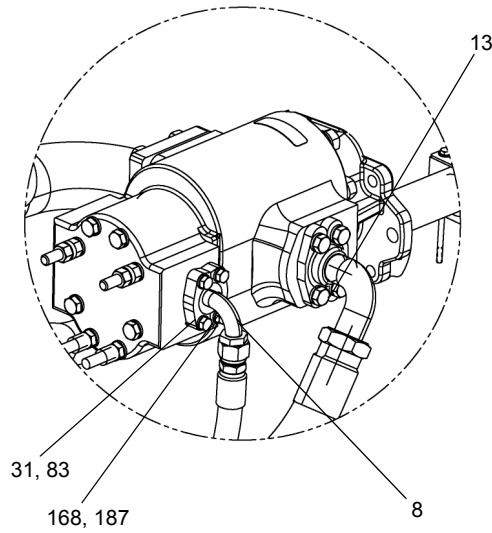
GROUP
25C



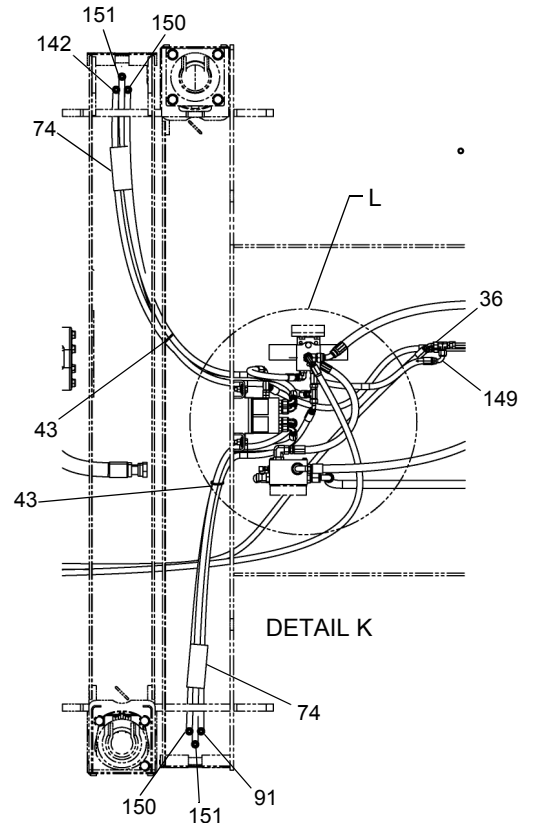
DETAIL M



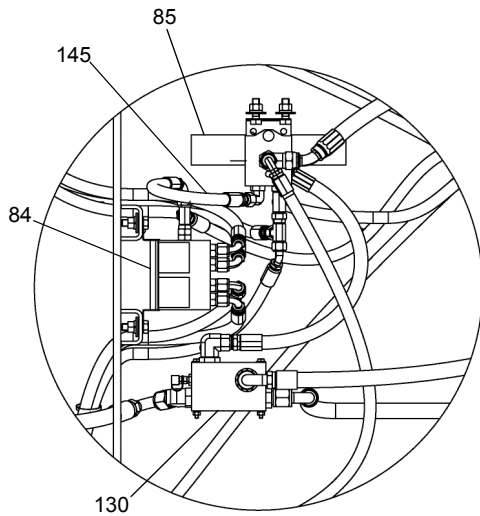
DETAIL R



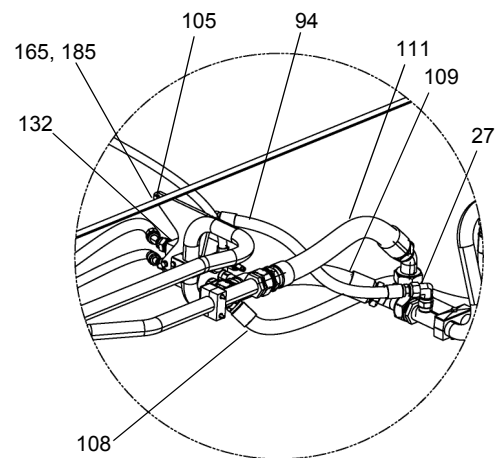
DETAIL P



DETAIL K



DETAIL L



DETAIL V

SEE PAGES 25C.8 & 25C.9

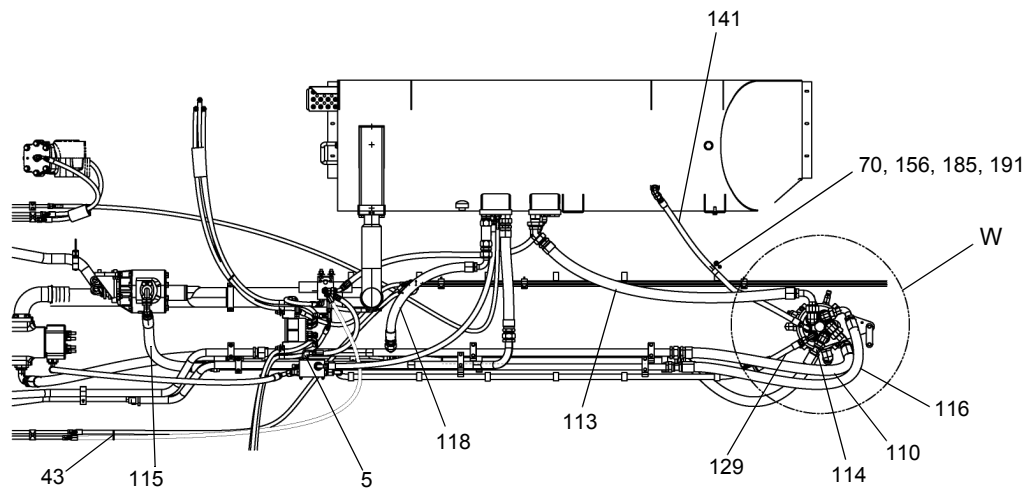
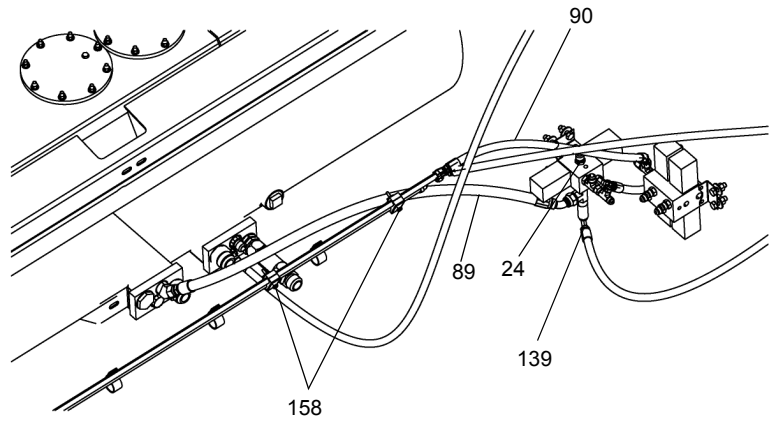
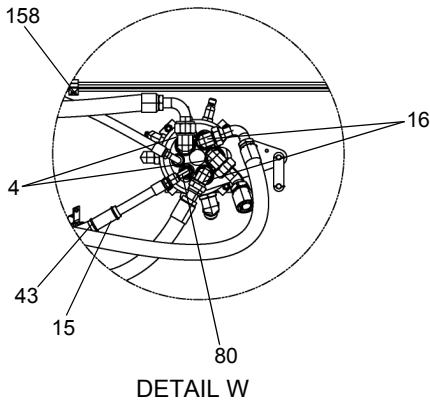
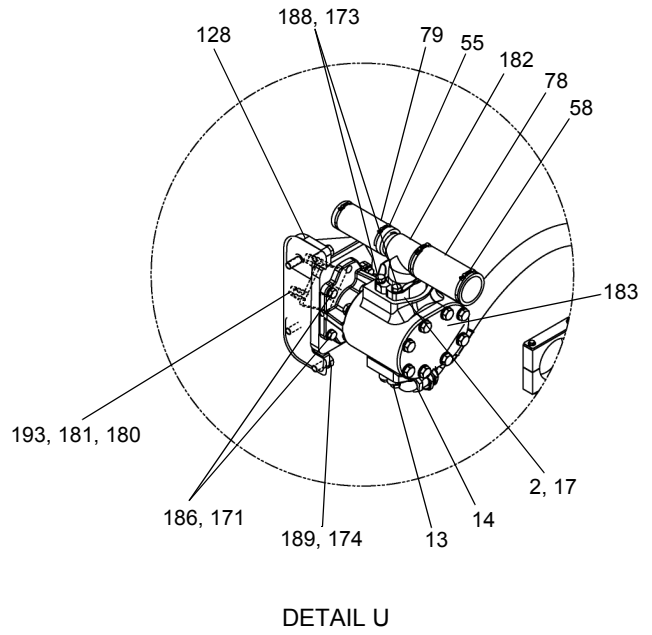
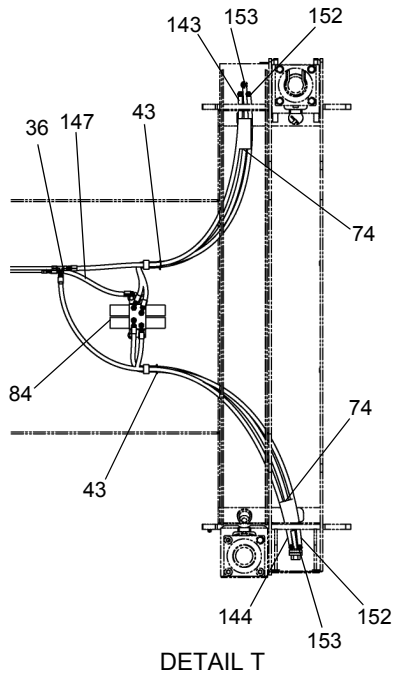
WHEN ORDERING PARTS, SPECIFY MODEL NUMBER, SERIAL NUMBER AND DESCRIPTION OF PARTS REQUIRED



**LOWER HYDRAULIC ASSEMBLY
W/AUTO (DOMESTIC)**

DATE: Revised 12-2014
MODEL: T780
PAGE 25C.4

GROUP
25C



SEE PAGES 25C.8 & 25C.9

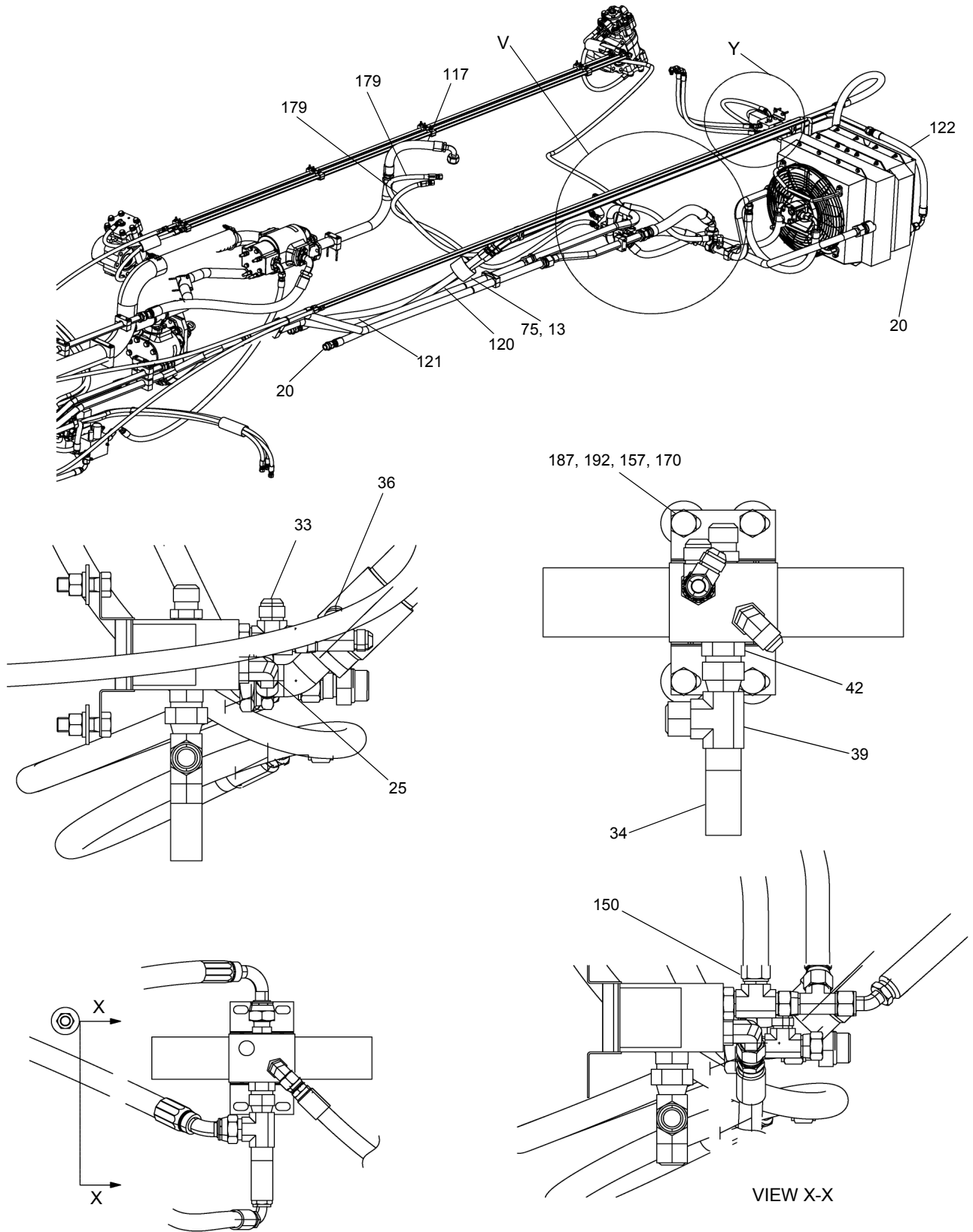
WHEN ORDERING PARTS, SPECIFY MODEL NUMBER, SERIAL NUMBER AND DESCRIPTION OF PARTS REQUIRED



**LOWER HYDRAULIC ASSEMBLY
W/AUTO (DOMESTIC)**

DATE: Revised 12-2014
MODEL: T780
PAGE 25C.5

GROUP
25C



SEE PAGES 25C.8 & 25C.9

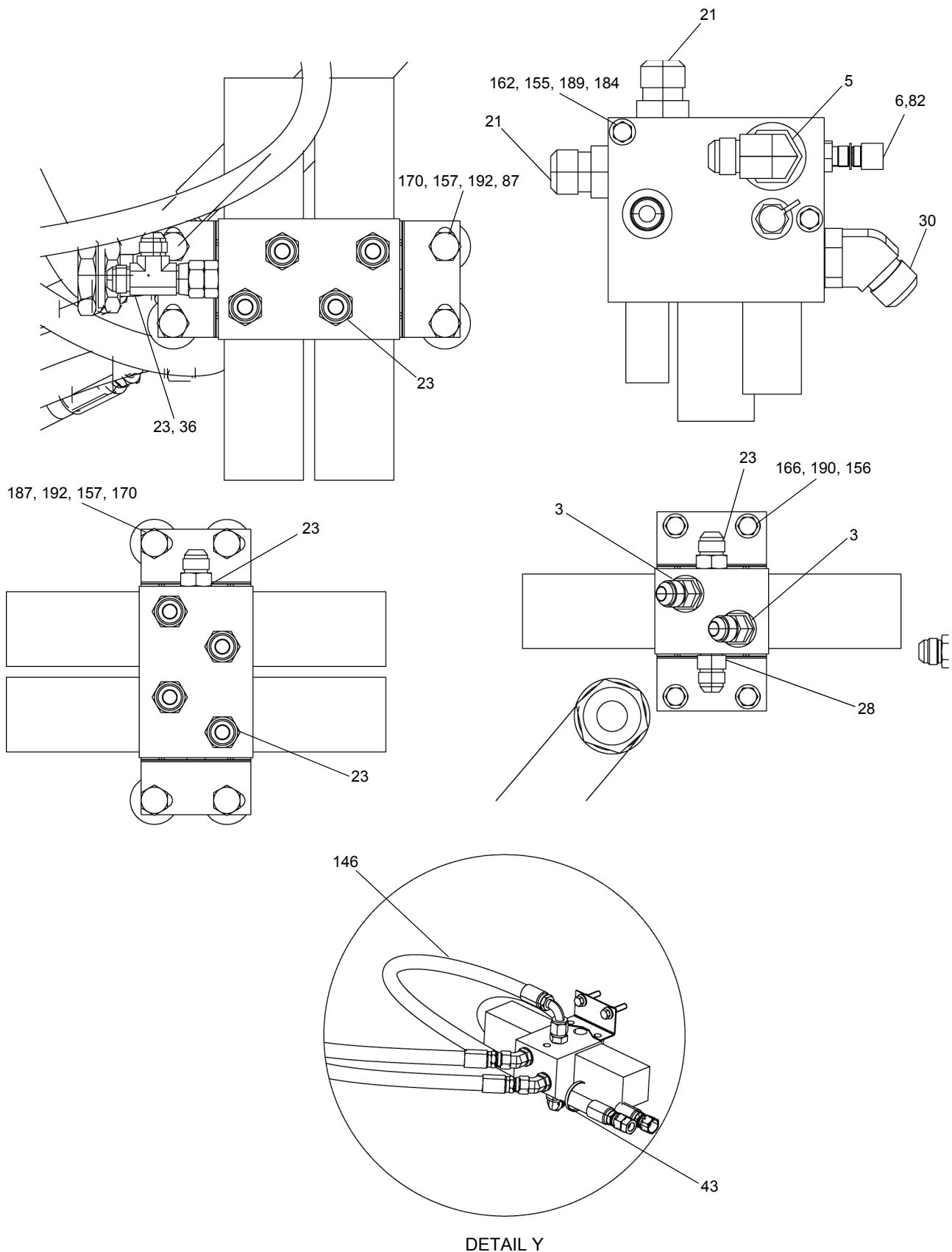
WHEN ORDERING PARTS, SPECIFY MODEL NUMBER, SERIAL NUMBER AND DESCRIPTION OF PARTS REQUIRED



**LOWER HYDRAULIC ASSEMBLY
W/AUTO (DOMESTIC)**

DATE: Revised 12-2014
 MODEL: T780
 PAGE 25C.6

**GROUP
25C**



SEE PAGES 25C.8 & 25C.9

WHEN ORDERING PARTS, SPECIFY MODEL NUMBER, SERIAL NUMBER AND DESCRIPTION OF PARTS REQUIRED



**LOWER HYDRAULIC ASSEMBLY
W/AUTO (DOMESTIC)**

DATE: Revised 12-2014
 MODEL: T780
 PAGE 25C.7

**GROUP
25C**

SEE PAGES 25C.1, 25C.2, 25C.3, 25C.4, 25C.5, 25C.6, 25C.7 & 25C.9

REF	PART.NO.	DESCRIPTION	QTY	REF	PART.NO.	DESCRIPTION	QTY
	T103920 (Rev G)	<i>Lower Hydraulic Assembly (AUTO)</i>					
1	12019-274	Elbow, 90, M JIC-8/M ORB-6	3	60	1240-237	Plate, Safety Locking 3.34X1.18	3
2	12019-371	Clamp, Half Split Flange, C61-40	2	61	1240-244	Clamp 3.31 DIA - 3.55 DIA	4
3	12019-447	Fitting, 45 DEG Hydraulic.....	2	62	1240-251	Clamp Body, 2 PCS, 1.50 DIA Dual.....	2
4	12019-503	Elbow, 90 Degree	2				
5	12019-517	Elbow, BLKHD, 90, MORB-12/MJIC-10.....	1	63*	1240-252	Clamp-Half	2
6	12019-558	Dust Cap	3	64	1240-265	Clamp Body, 2 PCS, 2.00 DIA	2
7	12019-665	Adapter, STR, -10 -16	1	65	1240-266	Clamp Body, 2 PCS, 4.00 DIA	1
8	12019-725	Elbow, Split Flange	1	66	1240-267	Cover Plate 5.67X1.18	1
9	12019-736	Valve, Check	1	67	1240-270	Clamp Body, 2 PCS, 1.25 DIA	7
10	12019-737	Elbow, 90°	1	68	1240-272	Clamp Body, 2 PCS, 1.08 DIA	1
11	12019-739	Elbow, 45°	1	69	1240-276	Weld Plate 3.93 X 1.18, Plated	2
12	12019-740	Adapter, STR, ORing/ORing	1	70	1240-29	Clamp P, 1.125 DIA.....	2
13	12019-742	Clamp, C62-20, Kit	2	71	1240-81	4.13 / 4.44 Clamp.....	4
14	12019-743	Elbow, 90°	2	72	1240-91	Clamp P, 1.5 DIA.....	20
15	12019-747	Miscellaneous Hose Shield	1	73	12508-15	Sleeve	2
16	12019-764	Elbow, 90°	2	74	12508-24	Sleeve	4
17	1218-170	O-Ring	1	75	12508-48	Sleeve	1
18	1218-300	O-Ring-20Faceseal	6	76	200B2270-43	Hose, Hydraulic.....	1
19	1218-61	O-Ring, SAE-48.....	2	77	200B2270-47	Hose, Hydraulic.....	1
20	1219-282	Adapter, MJIC-16/MORB-16	3	78	200B2270-64	Hose, Hydraulic.....	1
21	1219-389	Adapter, MJIC-12/MORB-12	5	79	200B2270-91	Hose, Hydraulic.....	1
22	1219-393	Clamp, Split Flange, C61-48	4	80	334-2205	Washer, Flat Hard 0.50	2
23	1219-441	Adapter, STR, -8.....	16	81	363-1072	Elbow, 90°	1
24*	1219-446	Adapter, STR, -8 -10	1	82	375-0400	Test Port, -6.....	3
25	1219-470	Elbow, 90, MJIC-8/MORB-8	1	83	460-4112	O-Ring.....	1
26	1219-485	Plug, ORB-12, HEX	1	84	707-4166-86	Hose	1
27	1219-583	Elbow, 90, MJIC-12/FJIC-12SW.....	1	85	707-7409	Tube	3
28	1219-598	Adapter, M ORB-6/M JIC-8	2	86	708-2210	Valve, Outrigger (Ref Page 3.9).....	2
29	1219-661	Adapter, STR, -20.....	1	87	708-2211	Valve, Extend-Retract (Ref Page 3.9).....	1
30	1219-663	Elbow, 45, MJIC-12/MORB-12	2	88	716-0223-84	Hose.....	1
31	1219-665	Clamp,C61-16, Half.....	2	89	717-0328	Valve, Front Jack.....	1
32	1219-691	Adapter, MJIC-8/MORB-12	1	90*	717-0627-22	Hose.....	1
33	1219-695	Tee, Hydraulic.....	1	91	717-0629-50	Hose.....	1
34	1219-713	Reducer, -12 -8.....	1	92	717-0631-37	Hose.....	1
35	1219-783	Plug, ORB-20, HEX.....	1	93	717-0631-70	Hose.....	1
36	1219-800	Tee, FJIC-8/MJIC-8/MJIC-8.....	4	94	717-0631-99	Hose.....	1
37	1219-802	Elbow, 90, MJIC-12/MORB-12	1	95	717-0668-39	Hose.....	1
38	1219-810	Reducer, STR, -12 -10	1	96	717-0676-28	Hose, ASSY 0.75 ID	1
39	1219-876	Tee, Run, -12	1	97	717-0676-63	Hose, ASSY 0.75 ID	1
40	1219-890	Adapter, -24 -20.....	2	98	717-0765	Tube	2
41	1219-958	Adapter, 45 SW Nut, -16	1	99	718-0330	Tube-Boom Pressure	1
42	1219-984	Adapter, MJIC-12/MORB-8	1	100	718-0331	Tube-Winch Pressure	1
43	1222-184	Tie Plastic Cable 7"	17	101	718-0332	Tube-Winch Pressure	1
44	1239-12	Gasket (SAE C-4-Bolt)	1	102	718-0333	Tube, Swivel-Cooler.....	1
45	1240-137	Clamp Body, 2 PCS, 1.50 DIA.....	5	103	718-0335	Tube, Swivel to Cooler.....	1
46	1240-143	Cover Plate, Dual 2.04X1.18.....	14	104	718-0336	Tube, Cooler-Tank.....	1
47	1240-148	Cover Plate 2.75 X 1.18	2	105	718-0502	Tube, Suction	1
48	1240-154	Cover Plate, Dual 2.55X1.18.....	3	106	718-0503	Tube, Suction	1
49	1240-155	Cover Plate, Dual 4.02X1.18.....	2	107	718-0525	Plate, Valve Mount	1
50	1240-157	Rail Nut, HEX 0.25-20	29	108	718-0541	Tube, TRANS Cooler	1
51	1240-160	Clamp Body, 2 PCS, 0.625DIA.....	4	109	718-0542	Tube, TRANS Cooler	1
52	1240-162	Cover Plate 1.59 X 1.18	4	110	718-0547-46	Hose, ASSY 1.00 ID	1
53	1240-167	Clamp Body, 2 PCS, 0.625 DIA Dual	15	111	718-0554-21	Hose.....	1
54	1240-171	Clamp Body, 2 PCS, 1.00 DIA Dual	3	112	718-0554-32	Hose, ASSY 1.50 ID	1
55	1240-186	Clamp T-Bolt.....	2	113	718-0554-35	Hose, ASSY 1.50 ID	1
56	1240-191	Cover Plate 3.38X1.18	2	114	718-0560-24	Hose, ASSY 1.50 ID	1
57	1240-195	Cover Plate 3.34X2.36	8	115	718-0561-66	Hose, ASSY 1.50 ID	1
58	1240-206	Clamp	2	116	718-0562-27	Hose, ASSY 1.25 ID	1
59	1240-236	Stacking Bolt, 0.375-16 X 3.03.....	6	117	718-0562-30	Hose, ASSY 1.25 ID	1

WHEN ORDERING PARTS, SPECIFY MODEL NUMBER, SERIAL NUMBER AND DESCRIPTION OF PARTS REQUIRED



**LOWER HYDRAULIC ASSEMBLY
W/AUTO (DOMESTIC)**

DATE: Revised 12-2014
MODEL: T780
PAGE 25C.8

**GROUP
25C**

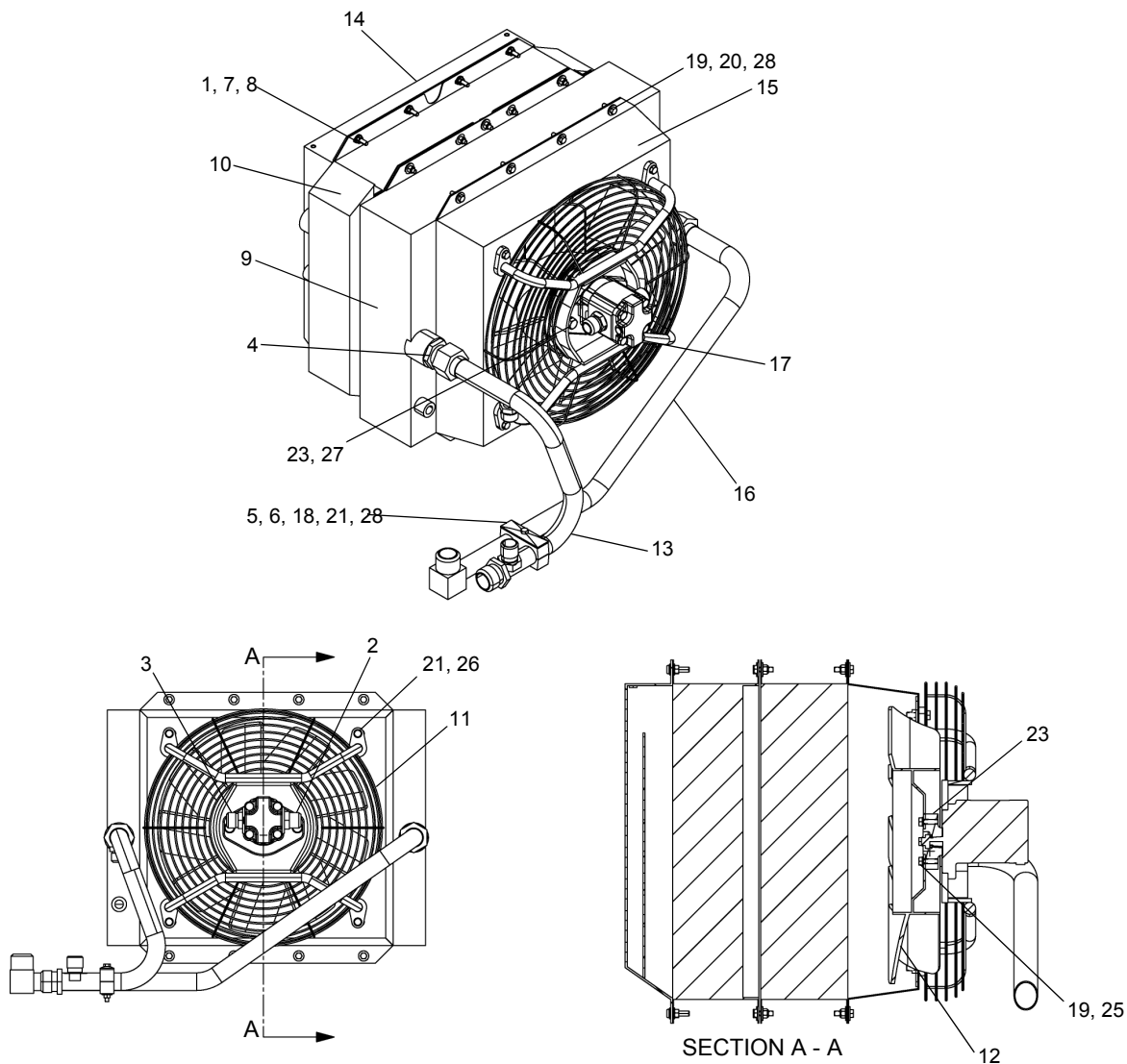
SEE PAGES 25C.1, 25C.2, 25C.3, 25C.4, 25C.5, 25C.6, 25C.7 & 25C.8

REF	PART.NO.	DESCRIPTION	QTY	REF	PART.NO.	DESCRIPTION	QTY
T103920 (Rev G)		<i>Lower Hydraulic Assembly (AUTO) (Contd..)</i>					
118	718-0563-38	Hose, ASSY 1.25 ID	1	164	S01-250CE00-25	SCR, HHCS 0.25-20X5.00, ST Z GR5	2
119	718-0565-22	Hose, ASSY 1.25 ID	1	165	S01-250CE50-25	SCR, HHCS 0.25-20X5.50, ST Z GR5	4
120	718-0565-36	Hose, ASSY 1.25 ID	1	166	S01-312CA00-25	SCR, HHCS 0.3125-18X1.00, ST Z G5	4
121	718-0598	Tube, Front Jack	2	167	S01-312CA50-25	SCR, HHCS 0.3125-18X1.50, ST Z G5	4
122	718-0601-44	Hose	1	168	S01-312CA75-25	SCR, HHCS 0.3125-18X1.75, ST Z G5	3
123	718-0601-50	Hose	1	169	S01-375CA25-25	SCR, HHCS 0.375-16X1.25, ST Z GR5	4
124	718-0615-30	Hose, ASSY 1.00 ID	1	170	S01-375CB75-25	SCR, HHCS 0.375-16X2.75, ST Z GR5	16
125	718-0615-43	Hose, ASSY 1.00 ID	1	171	S01-500CA50-25	SCR, HHCS 0.50-13X1.50, ST Z GR5	12
126	718-0616-34	Hose, -16, FJIC-16SW/FJIC-16SW90	1	172	S01-500CA50-Y8	SCR, HHCS 0.50-13X1.50, ST YZ GR8	4
127	718-0651-51	Hose, ASSY 1.25 ID	1	173	S01-500CA75-Y8	SCR, HHCS 0.50-13X1.75, ST YZ GR8	4
128	718-1035	Tube, Cooler IN	1	174	S01-625CA50-25	SCR, HHCS 0.625-11X1.50, ST Z GR5	4
129	718A0040	Hydraulic Tank Assembly	1	175	S01-625CA75-25	SCR, HHCS 0.625-11X1.75, ST Z GR5	8
130	718F1037	Pump Mount	1	176	SHF-500CA25-25	SCR, HHCS FT 0.50-13X1.25, ST Z G5	2
131	720-0298-125	Hose, -12, FJIC-12SW/ FJIC-12SW90	1	177	T103833	Oil Cooler Assembly	1
132	720-0441	Valve, Diverter	1	178	T110887-125	Hose	1
133	722-0078-73	Hose, ASSY 0.75 ID	1	179	T110888-86	Hose	1
134	722-0236	Valve, Fan / Steering	1	180	T112851	Yoke Assembly	1
135	722-0259	Tube, Cooler IN	1	181	T113122	Nut, Plain Slot Jam, 1.00-14	1
136	722-0266	Tube, Swivel To Cooler	1	182	T117933	Tee, Suction	1
137	722-0270	Tube, suction	1	183	T118199	Pump, Boom	1
138	MK212092-30	Hose, -8, FJIC-8SW/FJIC-8SW	1	184	T118200	Pump, Winch/Swing	1
139	MK212093-25	Hose	1	185	W07-250X000-20	WSH, LCK, MED SPLT 0.25, ST Z	2
140	MK212093-32	Hose	1	186	W07-312X000-20	WSH, LCK, MED SPLT 0.3125, ST Z	26
141	MK212093-93	Hose, ASSY, 0.50 ID	1	187	W07-375X000-20	WSH, LCK, MED SPLT 0.375 ST Z	4
142	MK212095-19	Hose	1	188	W07-500X000-20	WSH, LCK, MED SPLT 0.50, ST Z	20
143	MK212382-50	Hose, -12, FJIC-12SW/ FJIC-12SW90	1	189	W07-625X000-20	WSH, LCK, MED SPLT 0.625, ST Z	12
144	MK213521-69	Hose	1	190	WAN-25NX000-20	WSH, FL TYP A-NRW 0.25, ST Z	30
145	MK213521-76	Hose, ASSY 0.50 ID	1	191	WAN-31NX000-20	WSH, FL TYP A-NRW 0.3125, ST Z	4
146	MK213521-89	Hose	1	192	WAW-31WX000-20	WSH, FL TYP A-WID 0.3125, ST Z	22
147	MK213522-16	Hose	1	193	WAW-A0WX000-20	WSH, FL TYP A-WID 1.00, ST Z ...	1
148	MK213522-21	Hose	1	194	WSH_FL_A_WID FAM_MSTR	WSH, FL TYP A-WID 0.50, ST Z ...	12
149	MK213522-24	Hose	2				
150	MK213522-35	Hose	2				
151	MK213522-38	Hose	1				
152	MK213522-69	Hose	2				
153	MK213522-74	Hose	2				
154	MK213522-75	Hose, -8, FJIC-8SW/FJIC-8SW90	2				
155	MK213522-80	Hose	2				
156	N04-250C000-25	Nut, HEX 0.25-20, ST Z GR5	2				
157	N04-312C000-25	Nut, HEX 0.3125-18, ST Z GR5	26				
158	N04-500C000-25	Nut, HEX 0.50-13, ST Z GR5	12				
159	S01-250CB25-25	SCR, HHCS 0.25-20X2.25, ST Z GR5	23				
160	S01-250CB50-25	SCR, HHCS 0.25-20X2.50, ST Z GR5	2				
161	S01-250CB75-25	SCR, HHCS 0.25-20X2.75, ST Z GR5	6				
162	S01-250CC25-25	SCR, HHCS 0.25-20X3.25, ST Z GR5	2				
163	S01-250CD00-25	SCR, HHCS 0.25-20X4.00, ST Z GR5	2				

* ITEMS 24, 63 & 90 ARE NOT SHOWN IN THE ILLUSTRATION

WHEN ORDERING PARTS, SPECIFY MODEL NUMBER, SERIAL NUMBER AND DESCRIPTION OF PARTS REQUIRED

 <p>TEREX P/N 12261-690</p>	<p>LOWER HYDRAULIC ASSEMBLY W/AUTO (DOMESTIC)</p>	DATE: Revised 12-2014	<p>GROUP 25C</p>
		MODEL: T780	
		PAGE 25C.9	



REF	PART NO.	DESCRIPTION	QTY	REF	PART NO.	DESCRIPTION	QTY
T103833 (Rev C) Oil Cooler ASSY							
1	1203-255	Screw, Button Head, TORX.....	8	17	N04-312C000-25	Nut, HEX 0.3125-18, ST Z GR5.....	1
2	1219-282	Adapter, STR, -16.....	1	18	NYL-312C000-25	Nut, HEX NYL-INS 0.312-18, ST Z G5.....	18
3	1219-556	Adapter, JIC Straight THD. Oring ...	1	19	S01-312CA00-25	SCR, HHCS 0.3125-18X1.00, ST Z G5.....	22
4	1219-920	Fitting.....	2	20	S01-312CC00-25	SCR, HHCS 0.3125-18X3.00, ST Z G5.....	1
5	1240-155	Cover Plate, Dual 4.02 X 1.18.....	1	21	S01-375CA25-25	SCR, HHCS 0.375-16X1.25, ST Z GR5.....	4
6	1240-251	Clamp Body, 2 PCS, 1.50Ø Dual....	1	22*	SHF-500CA25-25	SCR, HHCS FT 0.50-13X1.25, ST Z G5.....	2
7	340-2119	Nut, HEX, K-Lock 0.3125-18, ST Z.....	8	23	T114083	Adaptor, Cooler Fan.....	1
8	380-1801	WSH, FNDR 0.312X2.00, SS18-8.....	16	24*	T119653	Motor, Fan.....	1
9	718-0276	Cooler, Oil.....	1	25	W07-312X000-20	WSH, LCK, MED SPLT 0.3125, ST Z ...	4
10	718-0277	Coller, Transmission.....	1	26	W07-375X000-20	WSH, LCK, MED SPLT 0.375, ST Z....	4
11	718-0288	Fan Guard.....	1	27	W07-500X000-20	WSH, LCK, MED SPLT 0.50, ST Z.....	2
12	718-0304	Fan.....	1	28	WAW-31WX000-20	WSH, FL TYPA-WID 0.3125, ST Z.....	37
13	718-0339	Tube.....	1				
14	718-0346	Grill.....	1				
15	718-0347	Shroud.....	1				
16	718-1052	Tube, Cooler In.....	1				

* ITEMS 22 & 24 ARE NOT SHOWN IN THE ILLUSTRATION.

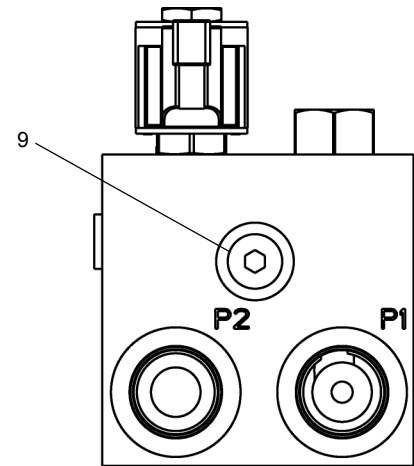
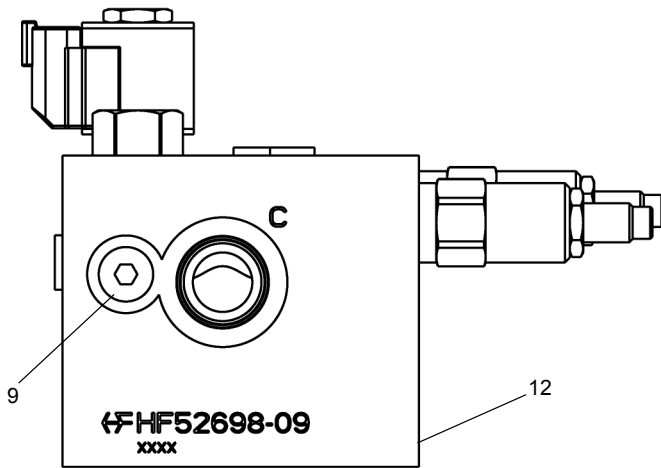
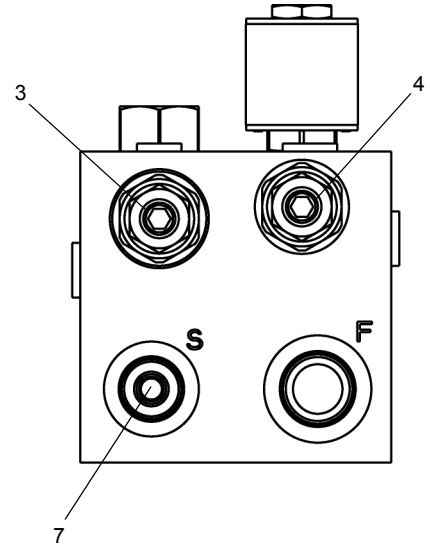
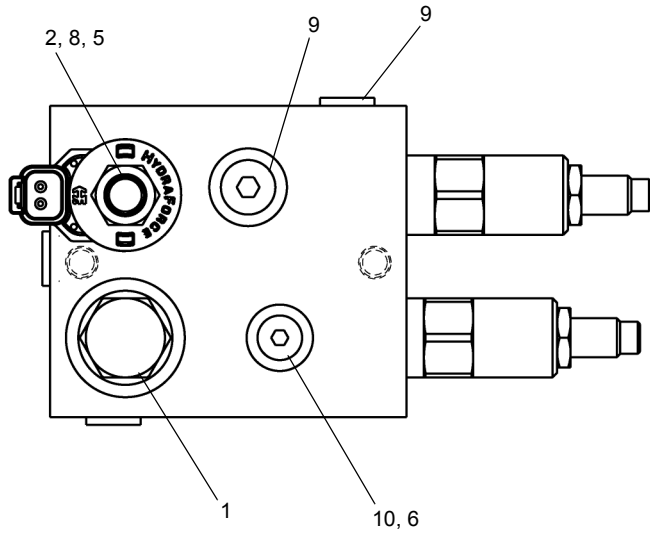
WHEN ORDERING PARTS, SPECIFY MODEL NUMBER, SERIAL NUMBER AND DESCRIPTION OF PARTS REQUIRED



OIL COOLER ASSY

DATE: Released 05-2013
 MODEL: T780
 PAGE 25C.10

GROUP
25C



REF	PART NO.	DESCRIPTION	QTY
	722 0236 (Rev A)	Valve, Fan/Steering	
1	225470	Seal Kit10-3X-MM.....	1
2	225471	Seal Kit08-2X-T.....	1
3	225472	Seal Kit08-2X-B.....	1
4	225473	Seal Kit10-2X-B.....	1
5	225474	Orifice Disc.....	1
6	225475	Orifice Plug.....	1
7	225476	Orifice Plug.....	1
8	225477	Coil.....	1
9	225478	Port Plug.....	4
10	225479	Port Plug.....	1
11*	225480	Plug.....	1
12	225481	Block.....	1

* ITEM 11 IS NOT SHOWN IN THE ILLUSTRATION

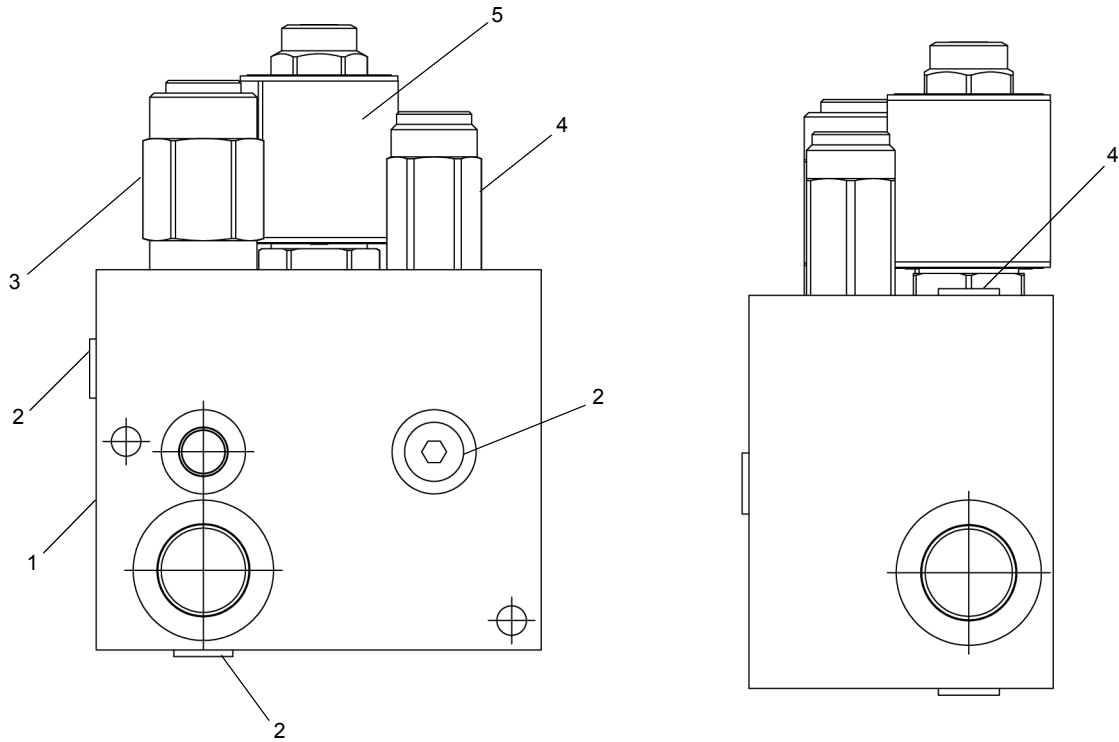
WHEN ORDERING PARTS, SPECIFY MODEL NUMBER, SERIAL NUMBER AND DESCRIPTION OF PARTS REQUIRED



VALVE, FAN / STEERING

DATE: Revised 05-2013
 MODEL: T780
 PAGE 25C.11

GROUP
25C



<u>REF</u>	<u>PART NO.</u>	<u>DESCRIPTION</u>	<u>QTY</u>
	720 0441	Valve, Diverter	
1	222344	Block	1
2	222345	Plug6	4
3	226925	PR1	1
4	222346	RV1	1
5	222347	SV1	1

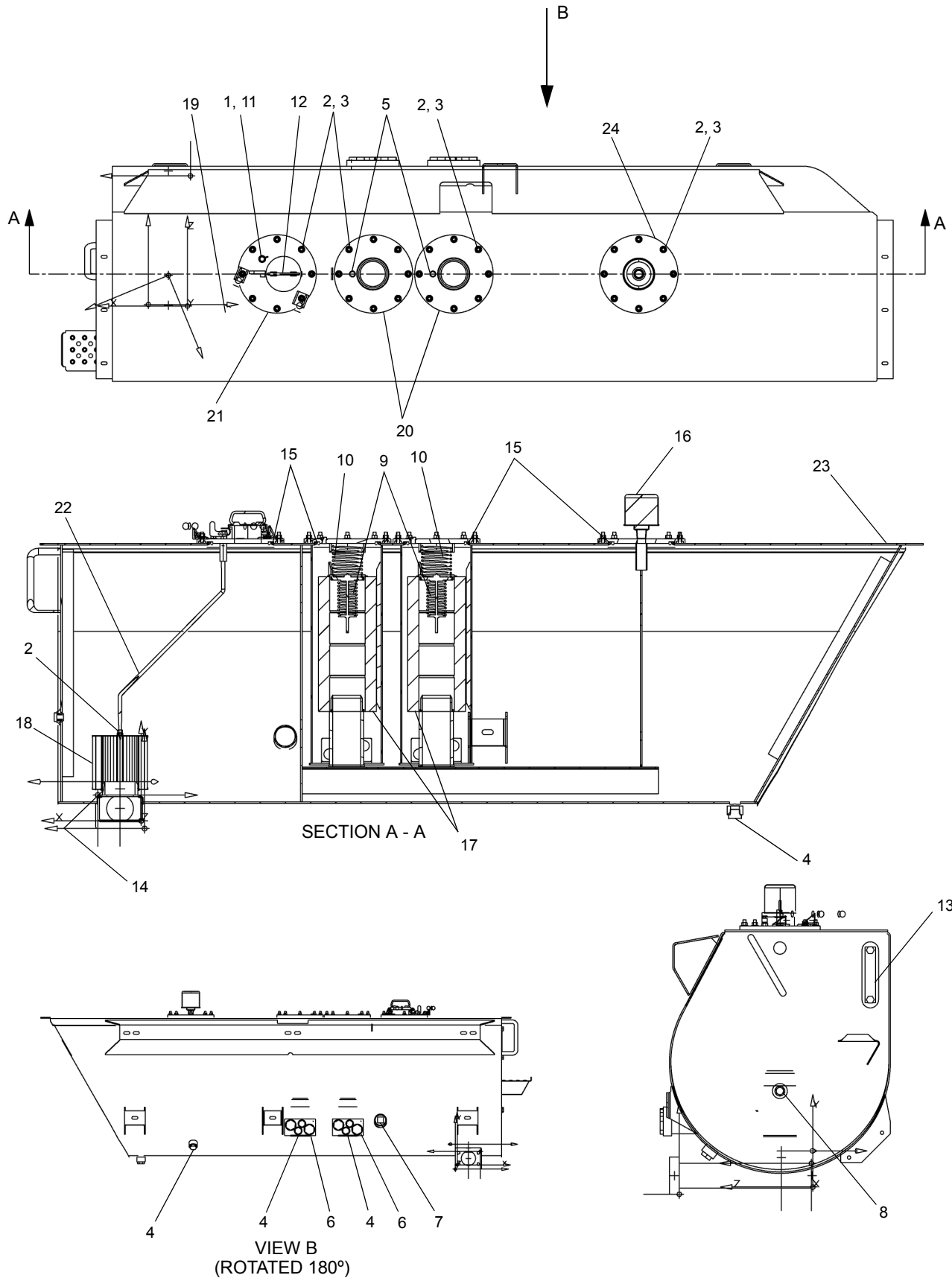
WHEN ORDERING PARTS, SPECIFY MODEL NUMBER, SERIAL NUMBER AND DESCRIPTION OF PARTS REQUIRED



DIVERTER VALVE

DATE: Released 03-2012
 MODEL: T780
 PAGE 25C.12

GROUP
25C



SEE PAGE 25C.14

WHEN ORDERING PARTS, SPECIFY MODEL NUMBER, SERIAL NUMBER AND DESCRIPTION OF PARTS REQUIRED

TEREX
P/N 12261-690

HYDRAULIC TANK ASSY

DATE: Revised 05-2013
MODEL: T780
PAGE 25C.13

GROUP
25C

SEE PAGE 25C.13

<u>REF</u>	<u>PART NO.</u>	<u>DESCRIPTION</u>	<u>QTY</u>
	718A0040 (Rev F)	<i>Hydarulic Tank Assembly</i>	
1	12019-558	Dust Cap.....	1
2	1205-194	3/8NC Lock Nut	34
3	1209-4	3/8 Flat Washer	32
4	1219-485	Plug	6
5	1219-763	4 O-Ring Plug	2
6	1219-783	20 O-Ring Plug	4
7	1219-869	2 NPTF Plug	1
8	1219-9	Plug 1/2" M NTP	1
9	22919	By-Pass Valve.....	2
10	22920	Spring	2
11	375-6203	#4 O-Ring Test Port Coupling.....	1
12	37542	Fill Cap	1
13	434-4020	Gauge Level	1
14	460-0319	O-Ring ARP 346 70B	1
15	460-0436	O-Ring ARP 441 70B	4
16	708-6325	Breather	1
17	708-6449	Filter, Return	2
18	709-7783	Filter, Suction	1
19	709F6170	Handle	1
20	709F7778	Cover	2
21	709F7871	Cover, Fill Cap.....	1
22	718-0057	Rod	1
23	718F0042	Tank - Hydraulic	1
24	718F0914	Cover, Breather	1

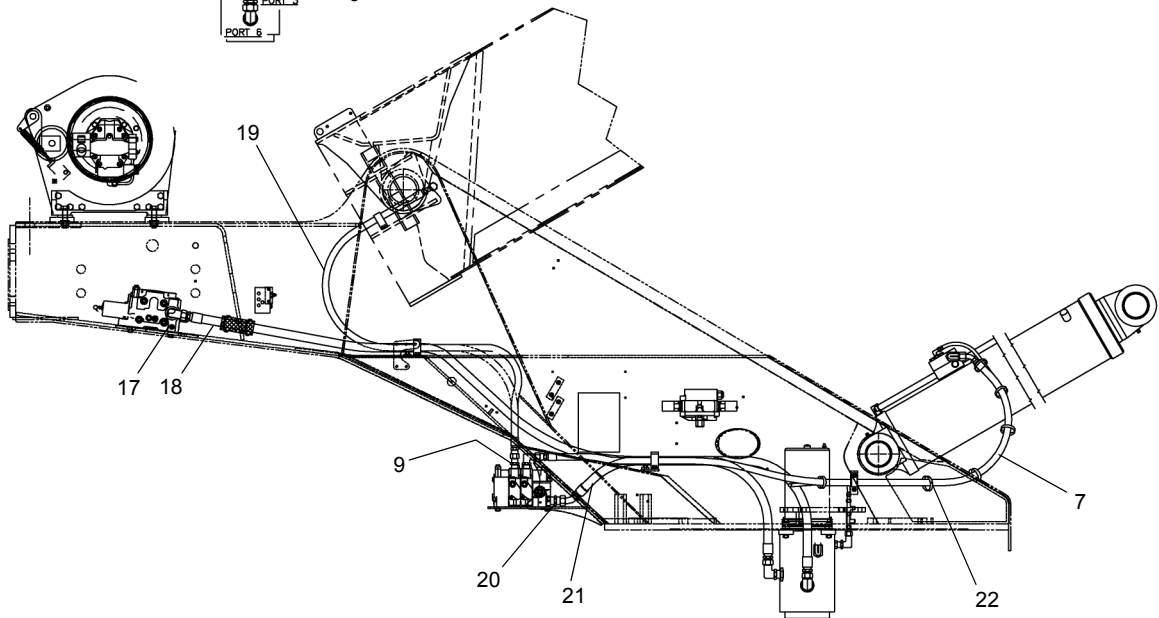
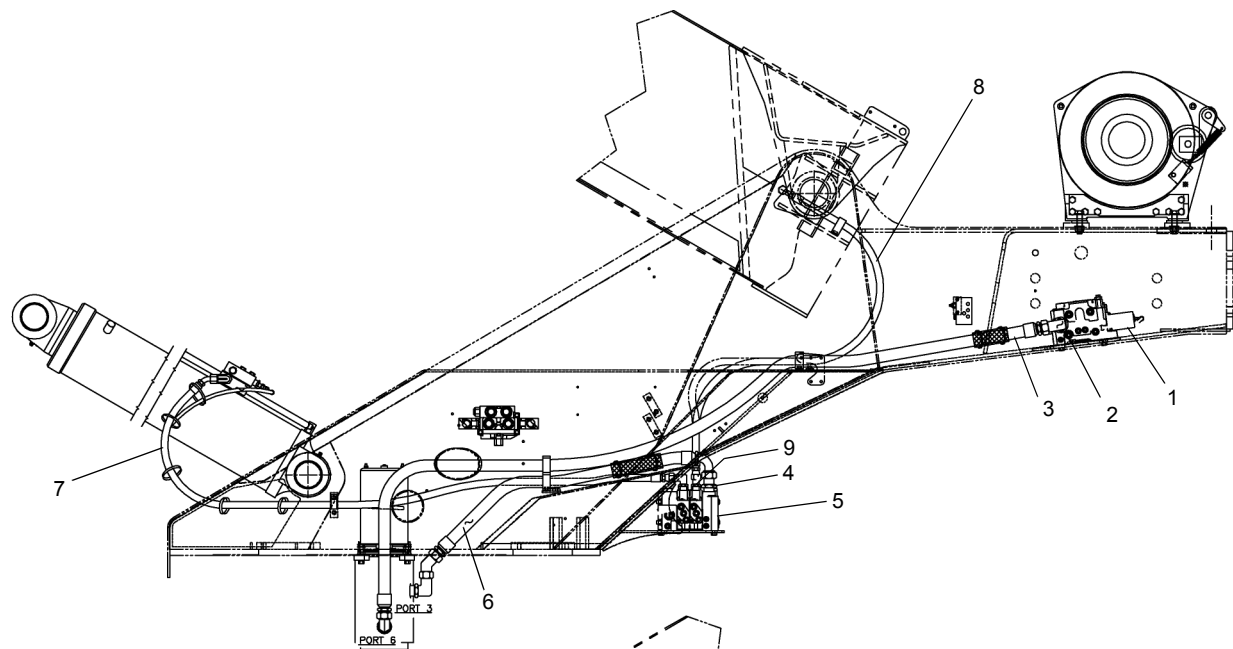
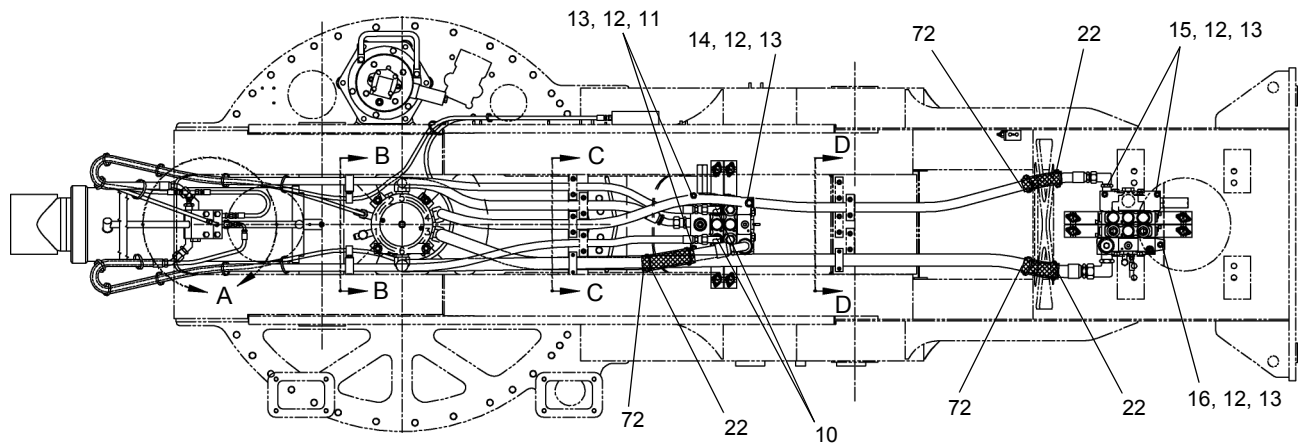
WHEN ORDERING PARTS, SPECIFY MODEL NUMBER, SERIAL NUMBER AND DESCRIPTION OF PARTS REQUIRED



HYDRAULIC TANK ASSY

DATE: Revised 05-2013
 MODEL: T780
 PAGE 25C.14

GROUP
25C



SEE PAGE 26.6

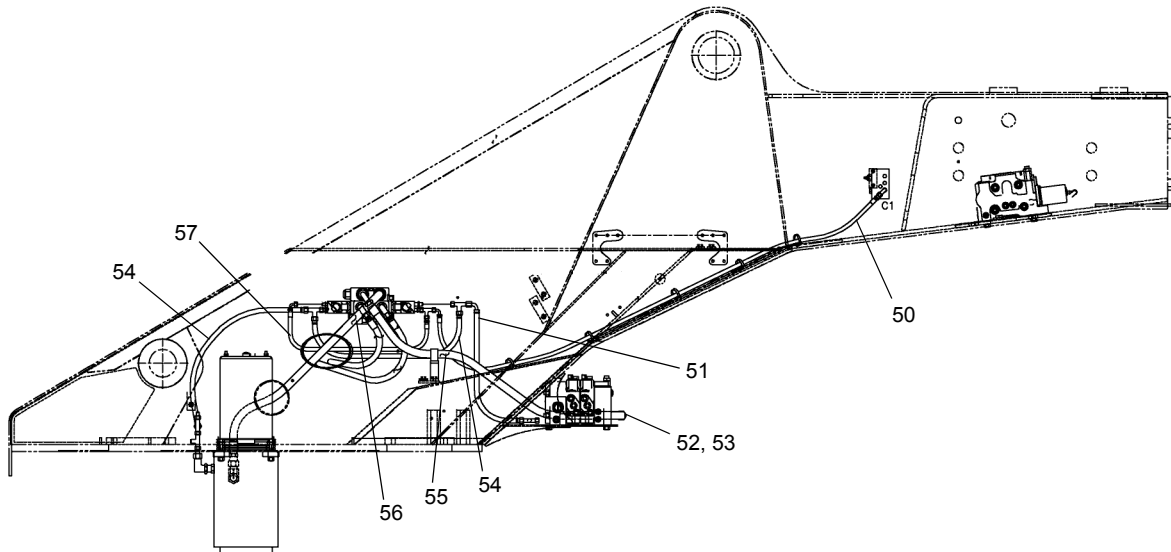
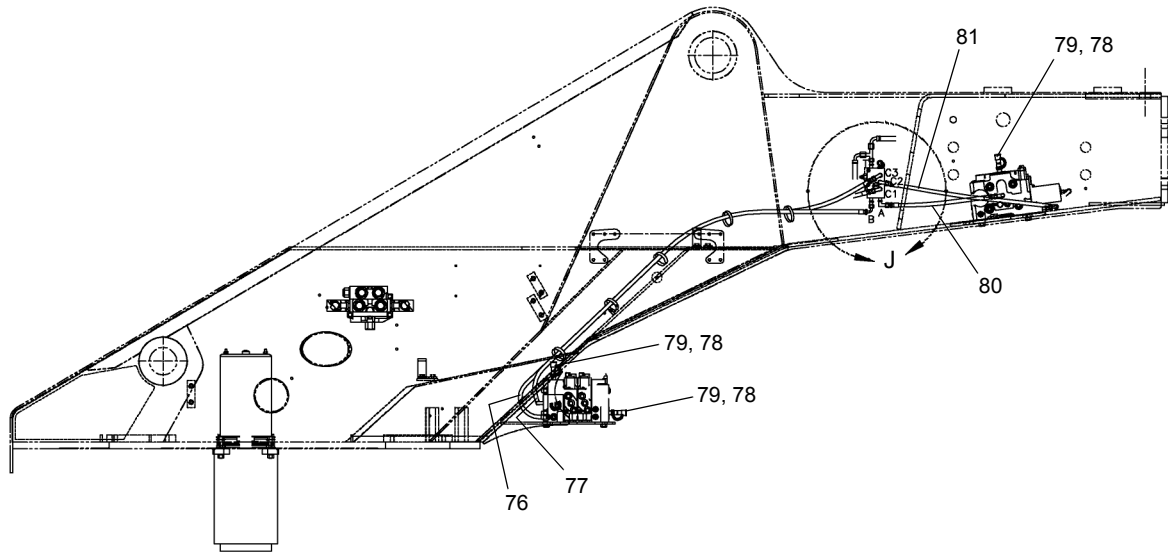
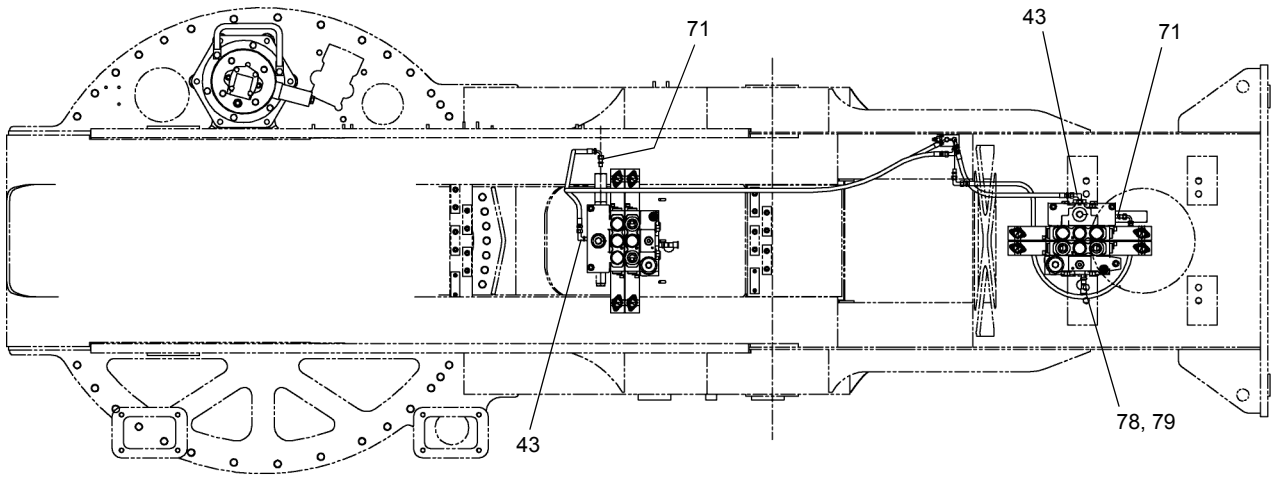
WHEN ORDERING PARTS, SPECIFY MODEL NUMBER, SERIAL NUMBER AND DESCRIPTION OF PARTS REQUIRED



UPPER HYDRAULIC ASSY

DATE: Revised 01-2015
MODEL: T780
PAGE 26.1

GROUP
26



SEE PAGE 26.6

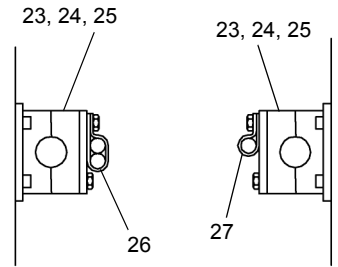
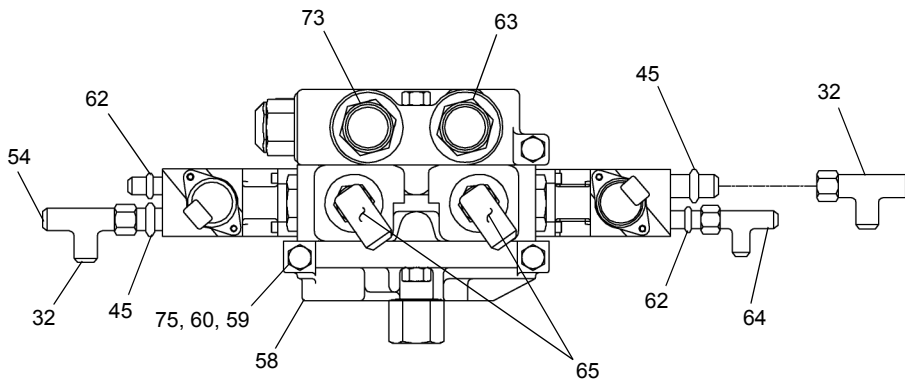
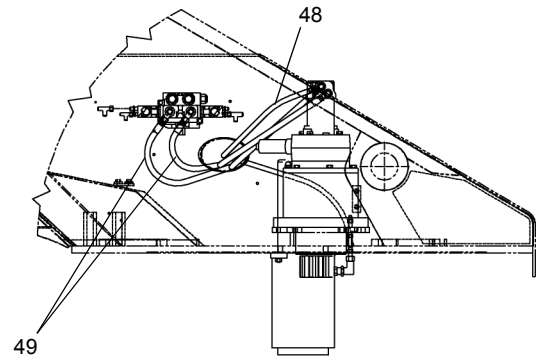
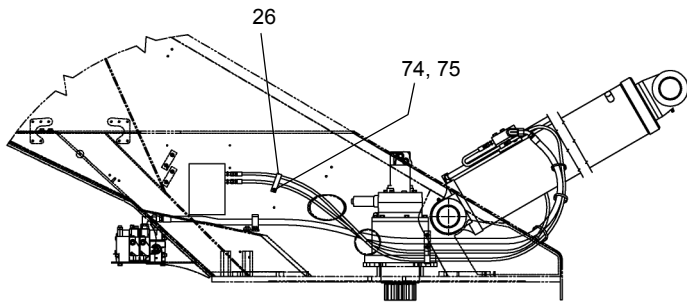
WHEN ORDERING PARTS, SPECIFY MODEL NUMBER, SERIAL NUMBER AND DESCRIPTION OF PARTS REQUIRED



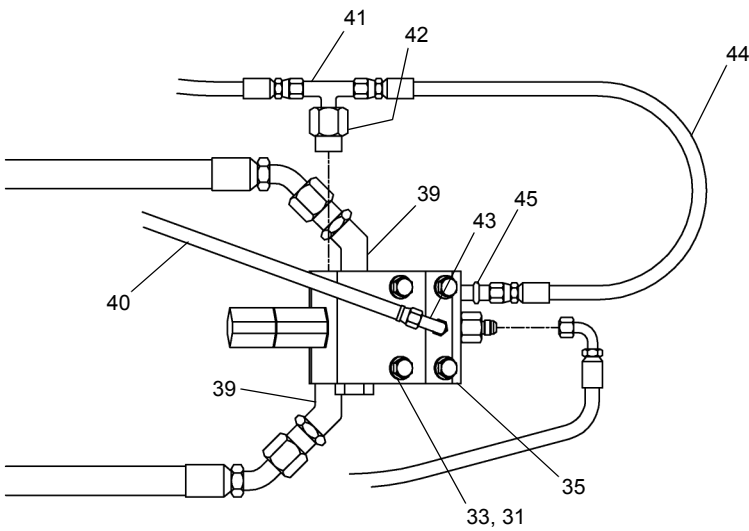
UPPER HYDRAULIC ASSY

DATE: Revised 01-2015
 MODEL: T780
 PAGE 26.2

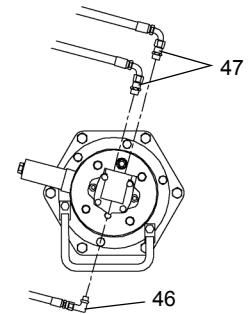
GROUP
26



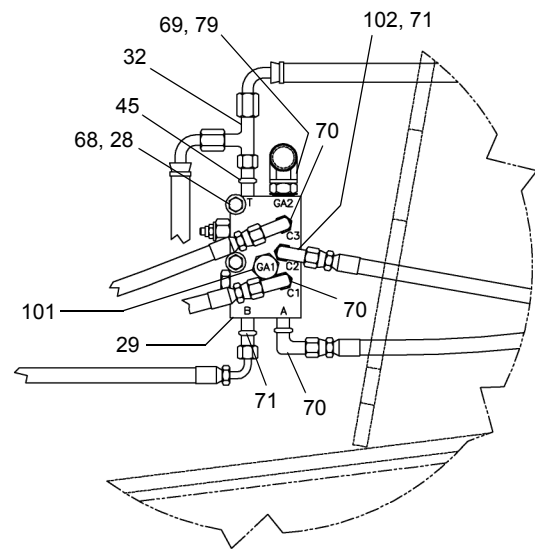
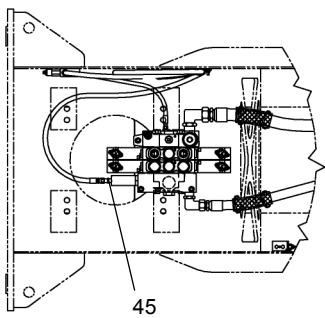
VIEW B-B



DETAIL A



VIEW H-H



DETAIL J

SEE PAGE 26.6

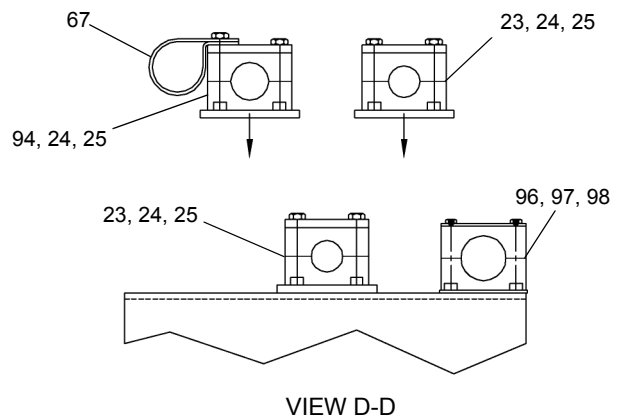
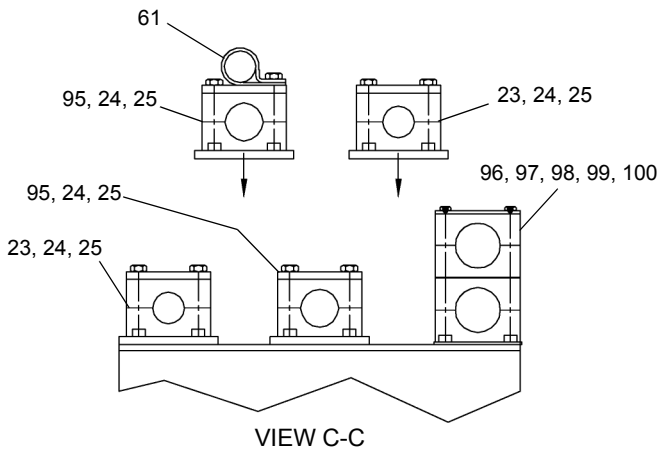
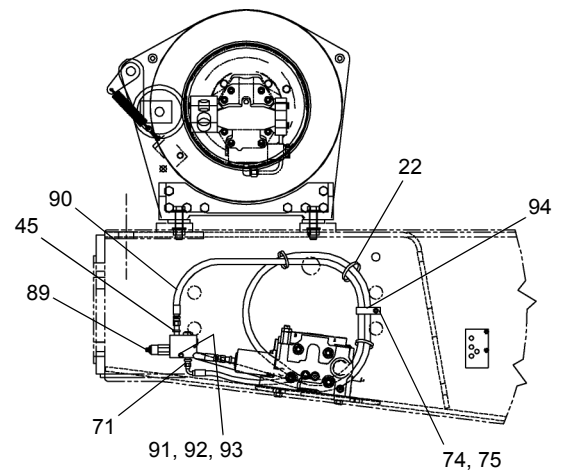
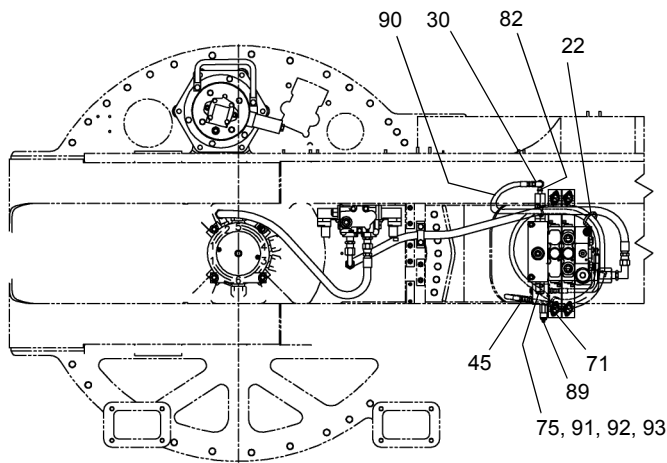
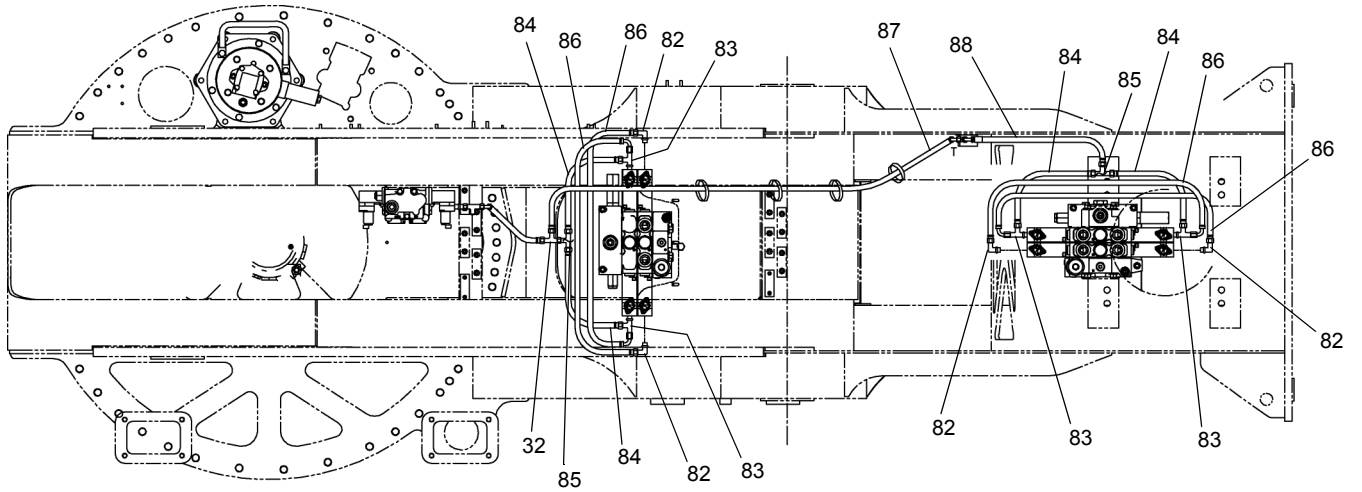
WHEN ORDERING PARTS, SPECIFY MODEL NUMBER, SERIAL NUMBER AND DESCRIPTION OF PARTS REQUIRED



UPPER HYDRAULIC ASSY

DATE: Revised 01-2015
 MODEL: T780
 PAGE 26.3

GROUP
26



SEE PAGE 26.6

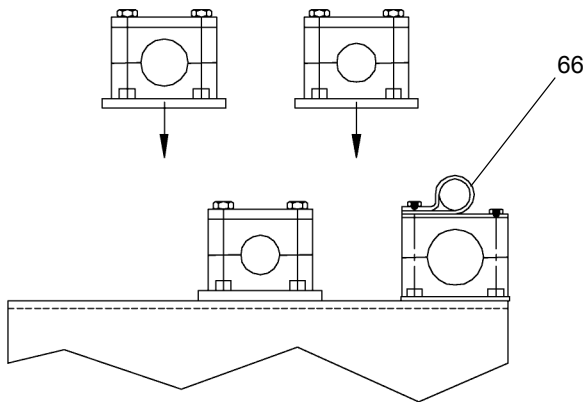
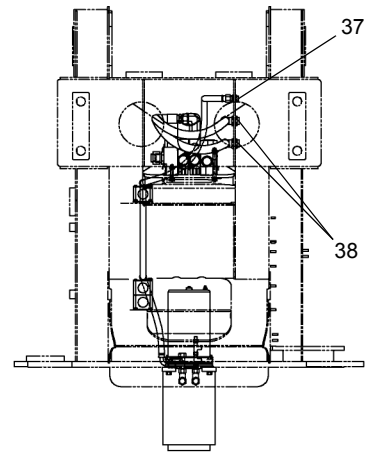
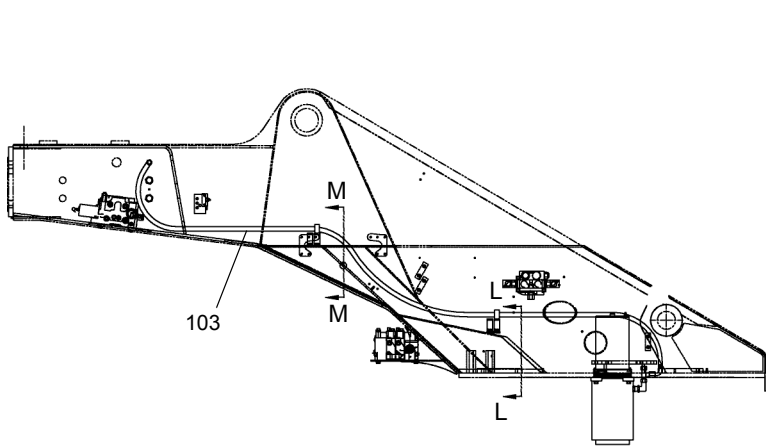
WHEN ORDERING PARTS, SPECIFY MODEL NUMBER, SERIAL NUMBER AND DESCRIPTION OF PARTS REQUIRED



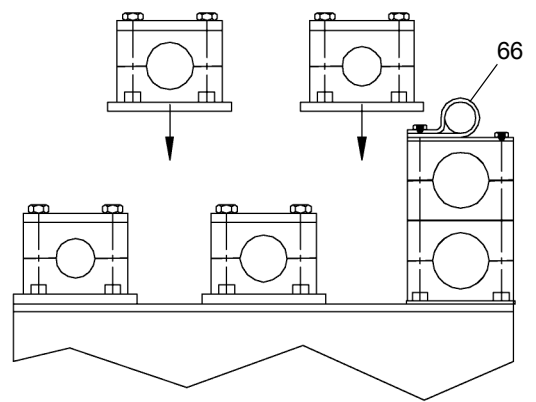
UPPER HYDRAULIC ASSY

DATE: Revised 01-2015
 MODEL: T780
 PAGE 26.4

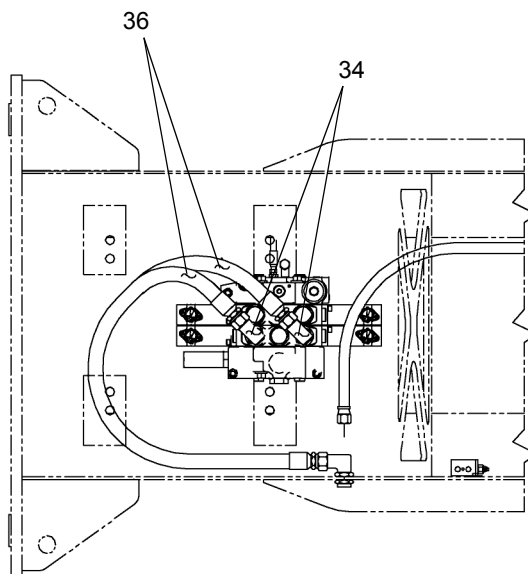
GROUP
26



VIEW M-M



VIEW L-L



SEE PAGE 26.6

WHEN ORDERING PARTS, SPECIFY MODEL NUMBER, SERIAL NUMBER AND DESCRIPTION OF PARTS REQUIRED



UPPER HYDRAULIC ASSY

DATE: Revised 01-2015
 MODEL: T780
 PAGE 26.5

GROUP
26

SEE PAGES 26.1, 26.2, 26.3, 26.4 & 26.5

REF	PART NO.	DESCRIPTION	QTY	REF	PART NO.	DESCRIPTION	QTY
722A0003 (Rev Q) Upper Hydraulic Assembly							
1	T124760	Valve, Winch	1	53	12019-218	Adapter, 90°, -16-12	1
2	1219-686	Adapter, 90°, -20	1	54	718 0670-28	Hose, -6	2
3	708 9198-125	Hose, -20	1	55	709 5194-51	Hose, -12	1
4	1219-661	Adapter, STR, -20	1	56	721 0253-44	Hose, -12	1
5	T124759	Valve, Boom/TELE	1	57	720 0321-24	Hose, -4	1
6	709 5097-51	Hose, -20	1	58	722 0060	Valve, Swing	1
7	721 0277-108	Hose, -12	2	59	1200-49	Capscrew, 0.31C X 3.25	3
8	200B2585-75	Hose, -12	1	60	1210-17	Washer, Lock, 0.31	3
9	1219-555	Adapter, STR, -16-12	2	61	200B2007-10	Clamp, Single, 1.25"	1
10	376 1007	Adapter, 90°, -16-12	2	62	1219-959	Adapter, STR, -4	2
11	1200-130	Capscrew, 0.50C X 6.00	2	63	1219-389	Adapter, STR, -12	1
12	1209-6	Washer, Flat, 0.50	6	64	12019-453	Tee, SW Nut Run, -4	1
13	1205-67	Nut, Lock, 0.50C	6	65	12019-217	Adapter, 90°, -10-8	2
14	1200-112	Capscrew, 0.50C X 3.00	1	66	200B2007-8	Clamp, Single, 1"	2
15	1200-128	Capscrew, 0.50C X 5.50	2	67	200B2007-16	Clamp, Single, 2"	1
16	1200-108	Capscrew, 0.50C X 2.50	1	68	1210-14	Washer, Lock, 0.25	2
17	376 1102	Adapter, 90°, -20-16	1	69	12019-774	Disconnect, Quick	1
18	720 0302-122	Hose, -16	1	70	12019-264	Adapter, 90°, -6-4	3
19	200B2585-78	Hose, -12	1	71	12019-205	Adapter, STR, -6-4	6
20	12019-768	Adapter, STR, -20-16	1	72	MK213468	Sleeve	30"
21	720 0236-55	Hose, -16	1	73	12019-761	Valve, Check	1
22	1222-184	Tie, Plastic	40	74	1205-34	Nut, Lock, 0.31C	2
23	1240-215	Clamp, Half, -12	12	75	1209-3	Washer, Flat, 0.31	6
24	1240-195	Plate, Cover	9	76	707 4089-70	Hose, -4	1
25	1200-73	Capscrew, 0.38C X 2.75	18	77	721 0251-64	Hose, -4	1
26	200B2007-54	Clamp, DBL, 0.62	2	78	375 0400	Disconnect, Quick, -6-4	4
27	200B2007-5	Clamp, Single, 0.62	1	79	12019-558	Cap, Dust, -4	5
28	1200-13	HHCS, 0.25 X 2.25	2	80	718 0678-20	Hose, -4	1
29	721 0360	Valve, Pressure Reducing	1	81	720 0321-47	Hose, -4	1
30	12019-483	Adapter, 90°	1	82	1219-776	Adapter, 90°, -6	5
31	1229-62	Capscrew, 0.50F X 3.00 HT	4	83	1219-693	Tee, Run, -6	4
32	12019-112	Tee, SW Nut Run, -6	4	84	718 0670-13	Hose, -6	4
33	1209-64	Washer, Flat, 0.50	4	85	12019-71	Tee, Branch, -6	2
34	12019-753	Adapter, Long Drop, 90°, -16	2	86	718 0548-33	Hose, -6	4
35	718 0584	Valve, Hold	1	87	718 0548-78	Hose, -6	1
36	720 0302-64	Hose, -16	2	88	718 0548-26	Hose, -6	1
37	362 5712	Bulkhead W/Nut, STR, -10	1	89	12019-779	Valve, Relief	2
38	12019-767	Bulkhead W/Nut, 90°, -16	2	90	707 4495-120	Hose, -6	2
39	375 1804	Adapter, 45°, -12	2	91	1200-15	Capscrew, 0.25C X 2.50	2
40	718 0673-66	Hose, -4	1	92	1209-2	Washer, Flat, 0.25	3
41	12019-788	Tee, Branch, -8-6	1	93	1205-23	Nut, Lock, 0.25	2
42	12019-783	Adapter, STR, -12-8	1	94	200B2007-59	Clamp, DBL, 0.75	1
43	12019-548	Adapter, 90°, -4	3	95	1240-209	Clamp, Half, -16	6
44	707 4075-14	Hose, -6 Ends/-4 Hose	1	96	1200-17	Capscrew, 0.25C X 2.75	4
45	1219-605	Adapter, STR, -6	7	97	1240-191	Plate, Cover	2
46	375 1406	Adapter, 90°, -4-6	1	98	1240-204	Clamp, Half, -20	6
47	1219-442	Adapter, STR, -10-8	2	99	1240-279	Bolt, Stacking, 0.25C X 2.36	2
48	718 0670-61	Hose, -6	1	100	1240-282	Plate, Safety Locking	1
49	707 4078-42	Hose, -8	2	101	1219-980	Plug	1
50	720 0321-78	Hose, -4	1	102	1219-887	Adapter, 90°	1
51	718 0548-23	Hose, -6	1	103	716 0340-139	Hose, -10	1
52	363 0082	Reducer, -20-16	1				

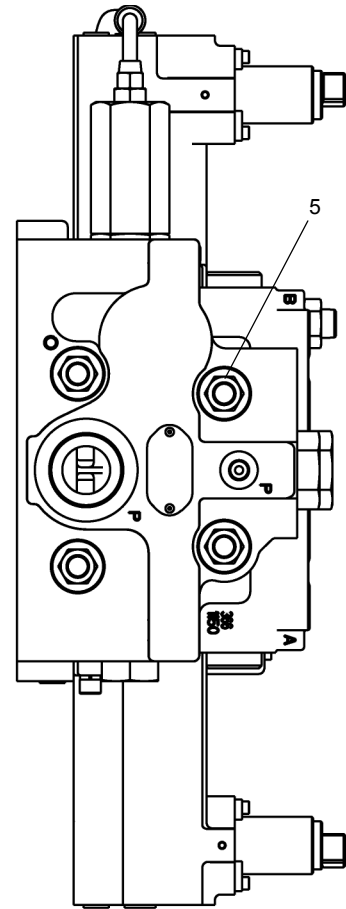
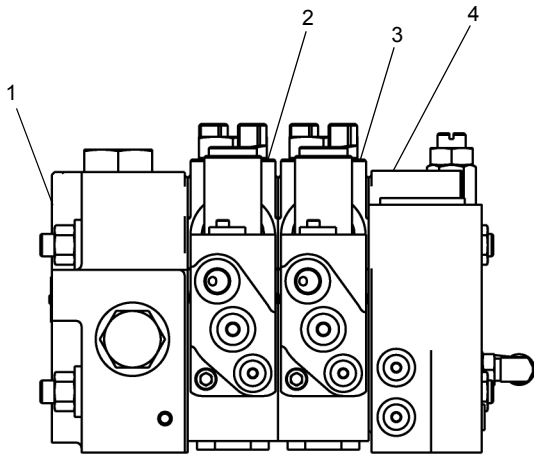
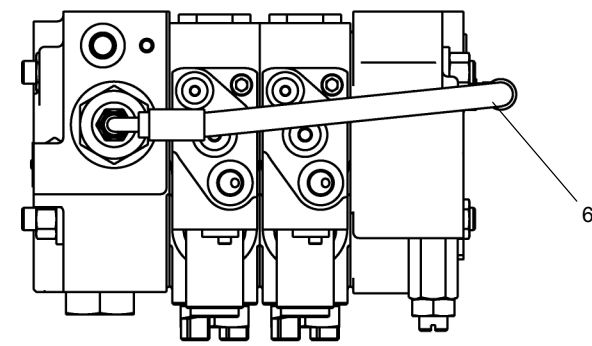
WHEN ORDERING PARTS, SPECIFY MODEL NUMBER, SERIAL NUMBER AND DESCRIPTION OF PARTS REQUIRED



UPPER HYDRAULIC ASSY

DATE: Revised 01-2015
 MODEL: T780
 PAGE 26.6

GROUP
26



<u>REF</u>	<u>PART NO.</u>	<u>DESCRIPTION</u>	<u>QTY</u>
	T124760 (Rev A)	Valve, Winch	
1	220406	PC55 Inlet Bypass COMP.	1
2	220407	PC55 D/A MOT, PWM.....	1
3	220408	PC55 D/A MOT. PWM.....	1
4	220409	PC55 Outlet.....	1
5	220410	Stud Assemblies 10.00 LG.....	4
6	220411	Hose, 0.025-SAE-17LG.....	1

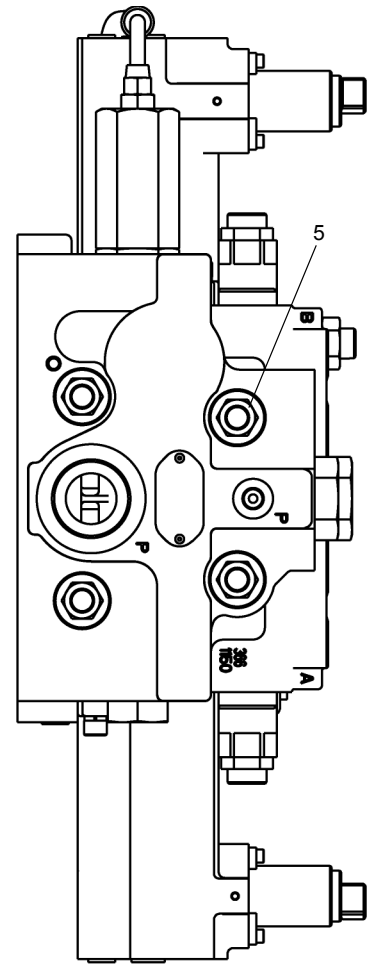
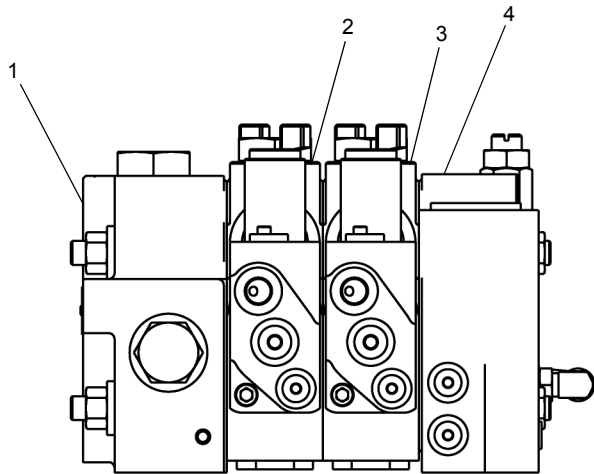
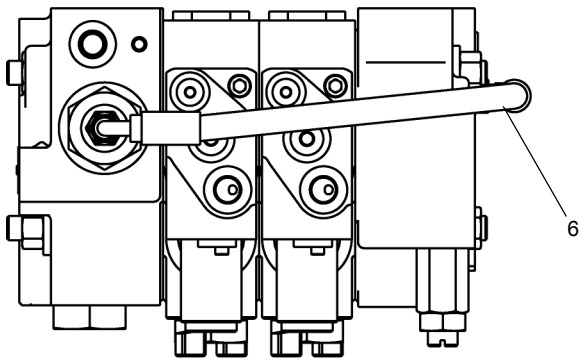
WHEN ORDERING PARTS, SPECIFY MODEL NUMBER, SERIAL NUMBER AND DESCRIPTION OF PARTS REQUIRED



VALVE, WINCH

DATE: Released 05-2013
 MODEL: T780
 PAGE 26.7

GROUP
26



REF	PART NO.	DESCRIPTION	QTY
	T124759 (Rev A)	Valve, Boom/TELE	
1	224418	PC55 Inlet Bypass COMP.	1
2	219038	PC55 D/A HIN. VENT @ A.....	1
3	225608	PC55 D/A REGEN, Vent, A & B.....	1
4	219040	PC55 OUTLET	1
5	220410	Stud Assemblies 10.00 LG.....	4
6	220411	Hose, 0.025-SAE-17LG.....	1

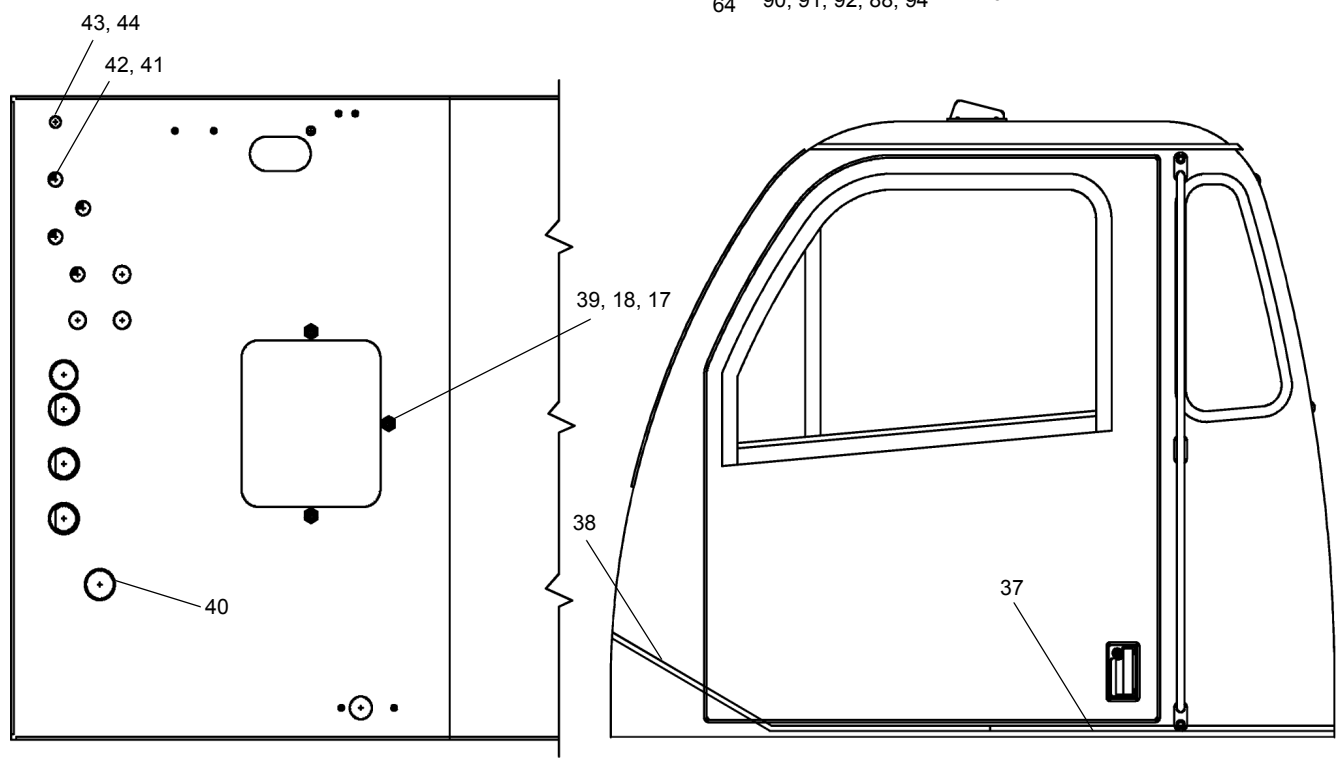
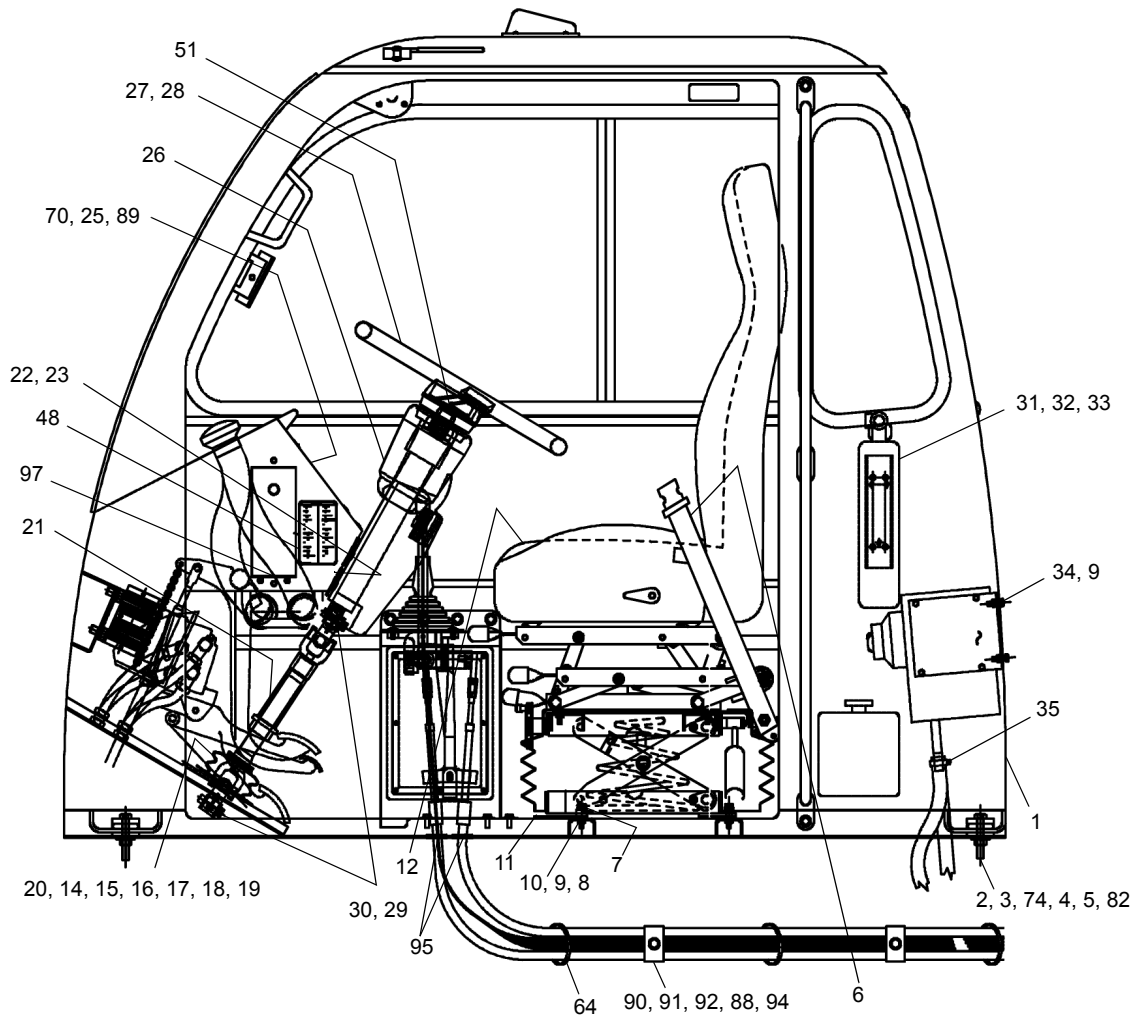
WHEN ORDERING PARTS, SPECIFY MODEL NUMBER, SERIAL NUMBER AND DESCRIPTION OF PARTS REQUIRED



BOOM/TELE VALVE

DATE: Released 05-2013
 MODEL: T780
 PAGE 26.8

GROUP
26



SEE PAGE 27.3

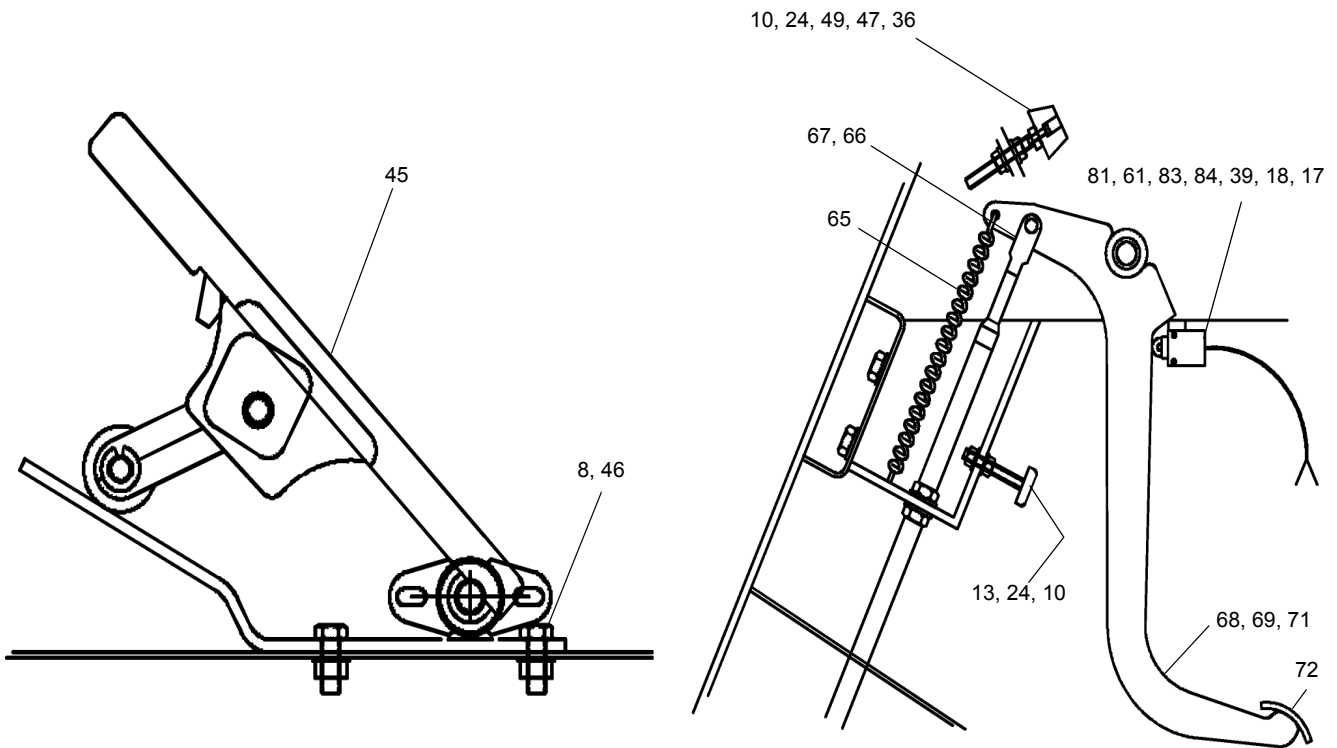
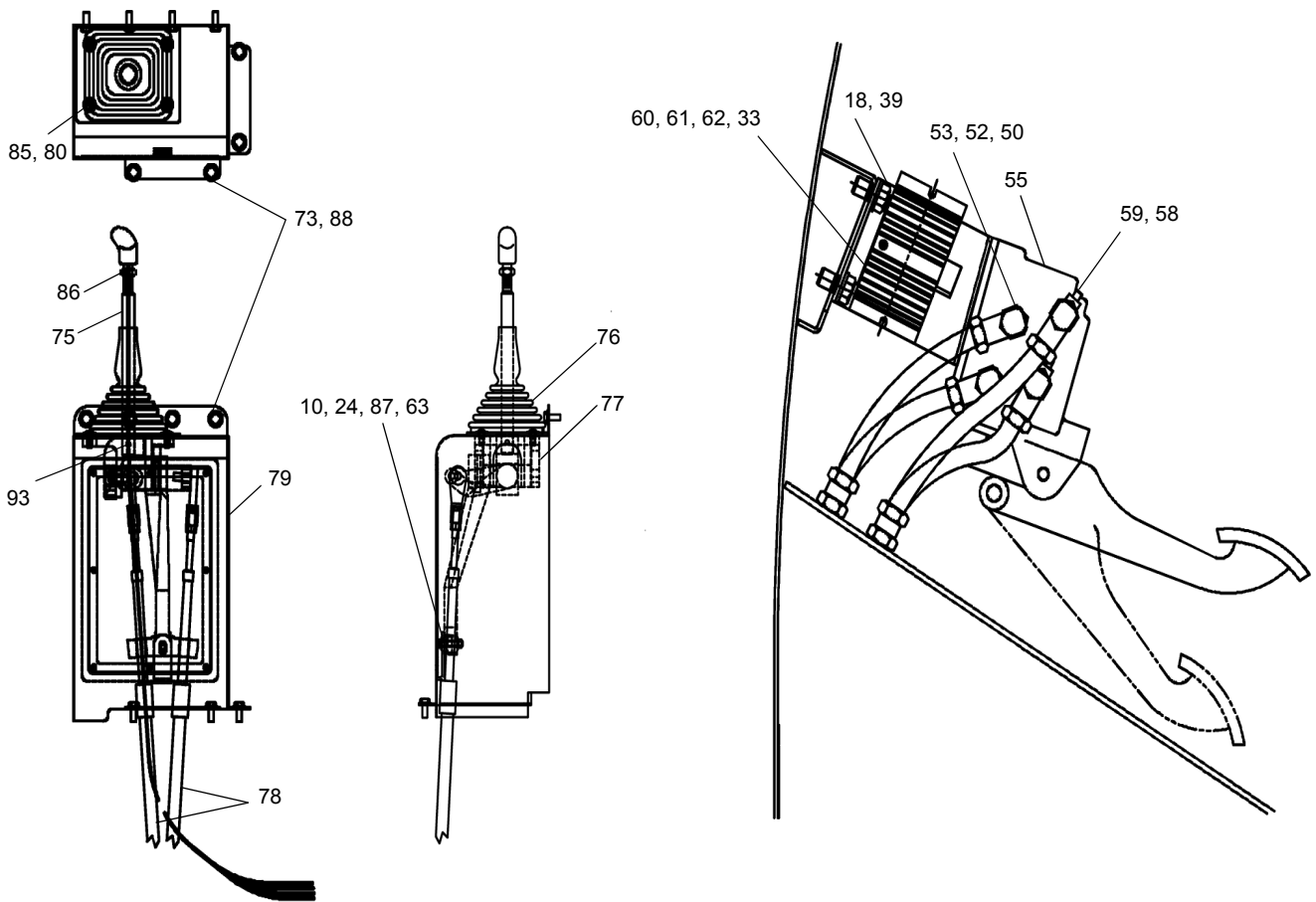
WHEN ORDERING PARTS, SPECIFY MODEL NUMBER, SERIAL NUMBER AND DESCRIPTION OF PARTS REQUIRED



CAB, CARRIER W/MANUAL TRANS

DATE: Revised 12-2014
 MODEL: T780
 PAGE 27.1

GROUP
27



SEE PAGE 27.3

WHEN ORDERING PARTS, SPECIFY MODEL NUMBER, SERIAL NUMBER AND DESCRIPTION OF PARTS REQUIRED

 **TEREX**
P/N 12261-690

**CAB, CARRIER W/MANUAL
TRANS**

DATE: Revised 12-2014
MODEL: T780
PAGE 27.2

**GROUP
27**

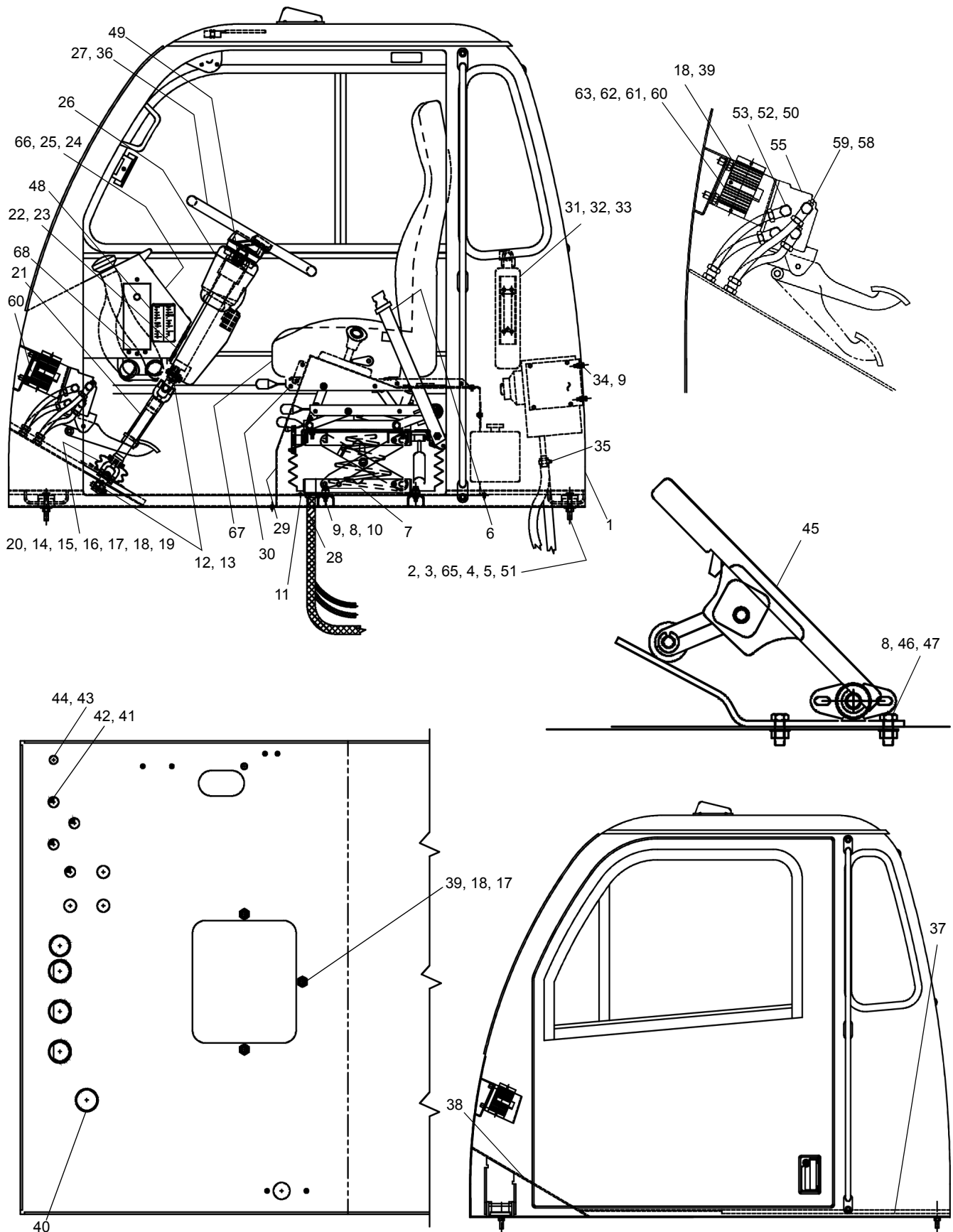
SEE PAGES 27.1 & 27.2

REF	PART NO.	DESCRIPTION	QTY	REF	PART NO.	DESCRIPTION	QTY
	718A1001 (Rev R)	<i>Assembly Lower Cab Manual</i>					
1	714 1626	Cab, Carrier	1	46	W07-312X000-20	WSH, LCK,	
2	S01-500CC00-25	SCR, HHCS 0.50-13X3.00, ST Z GR5.....	4	47	1233-1	MED SPLT 0.3125, ST Z.....	2
3	NYL-500C000-25	Nut, HEX NYL-INS 0.50-13, ST Z GR5.....	4	48	12400-1037	MACH Screw, #10-32 x .50.....	1
4	WFD-500XB00-20	WSH FNDR 0.50X2.00, ST Z.....	4	49	40903	Fuse Panel Decal	1
5	1221-28	Mount, Rubber.....	4	50	12202-18	Capscrew, .31-18 x 2.50.....	1
6	45528	Seat Belt ASSY.....	1	51	1205-234	Tube	2
7	707 7712	Spacer.....	2	52	12203-10	Tube, JAM, 7/8-20	1
8	S01-312CA00-25	SCR, HHCS 0.3125-18X1.00, STZ G5	6	53	12204-6	Tube	1
9	NYL-312C000-25	Nut, HEX NYL-INS 0.312-18 STZ GR5.....	8	54*	722 0144	CPC Module	1
10	WAW-31WX000-20	WSH, FL TYPA-WID 0.3125 ST Z.....	10	55	714A1481	Brake Assembly (Ref Page 10.1).....	1
11	717 0700	Plate, Cover	1	56*	722 0166-1	VELCRO.....	6
12	714 1287	Seat, High Back, No Arms	1	57*	722 0165-1	VELCRO.....	6
13	1203-304	Bolt, ADJ, .31 - 18 x 2.12.....	1	58	12204-9	Tube	1
14	T127251	Seal, Steering Shaft.....	1	59	12204-7	Tube	1
15	45007	Cover	1	60	1223-1046	DRL Module	1
16	SHF-375C750-25	SCR, HHCS FT 0.375-16X0.75 STZ GR5.....	4	61	SL4-190C500-25	#10-24 x .50 LG SCR.....	4
17	N04-375C000-25	Nut, HEX 0.375-24, ST Z GR5	9	62	N23-190C000-20	Nut, HEX MACH 10-24, ST Z	2
18	W07-375X000-20	WSH, LCK, MED SPLT 0.375, ST Z.....	13	63	T126783	Spacer	1
19	SHS-312X750-20	Screw, Self Tap, .31C x .75.....	4	64	1222-202	Tie, Plastic.....	8
20	714 1603	Boot, Steering Shaft.....	1	65	40902	Spring	1
21	T127250	Column, Steering Shaft (Ref Page 11.6)	1	66	1222-252	Ball Joint.....	1
22	WAW-37WX000-20	WSH, FL TYPA-WID 0.375 ST Z.....	4	67	N04-375F000-25	Nut, HEX 0.375-24, ST Z GR5.....	2
23	S14-375CA50-HB	Capscrew, .38C x 1.50.....	4	68	707F7148	Arm, Clutch.....	1
24	N04-312C000-25	Nut, HEX 0.3125-18, ST Z GR5.....	5	69	707 7152	Pin 3/4 X 4	1
25	S18-190F500-HC	Bolt, #10-32 x .50.....	12	70	1223-1037	Switch.....	1
26	717 1213	Column, Steering (Ref Page 11.5).....	1	71	1207-31	Pin, Cotter	1
27	717 1216	Button, Horn.....	1	72	1221-19	Pad, Pedal.....	1
28	717 1215	Steering Wheel (Ref Page 11.3).....	1	73	SHS-250X750-20	Screw, Self Tap, .25C x .75.....	8
29	S01-438CB00-Y8	SCR, HHCS, .4375-14X2.00, ST YZ.....	4	74	WAW-50WX000-20	WSH, FL TYPA-WID 0.50 ST Z.....	4
30	NTP-438C000-2C	Nut, HEX TPLCK 0.4375-14, STZGRC	4	75	717 0794	Lever, Shift	1
31	1222-217	Extinguisher, Fire.....	1	76	717 0749	Boot, Shift.....	1
32	SL4-190CA00-20	Bolt, Stove, #10-24 x 1.00.....	4	77	717 0782	Controller, MAN. Shift.....	1
33	NYL-190C000-22	KIPS, #10-24	4	78	717 0750	Cable	2
34	S01-312CA50-25	SCR, HHCS 0.3125-18X1.50, STZ G5	4	79	717A0774	Shift Tower, Manual.....	1
35	200B0087-2	Clamp	4	80	1203-255	Bolt, Stainless, .31C x 1.00	4
36	6977	Bumper	1	81	442 2201	Switch, Limit	1
37	714 0258	MAT, Floor-Rear.....	1	82	T138564	.375 THK Spacer	4
38	714 0257	MAT, Floor-Front.....	1	83	W07-190X000-20	Washer, Lock, #10.....	2
39	SHF-375CA00-25	SCR, HHCS FT 0.375-16X1.00 ST ZGR5.....	9	84	714 0990	Bracket, Switch.....	1
40	1221-45	Grommet.....	5	85	WFD-312XB00-E8	Washer, Stainless, .31	4
41	12019-388	Union	4	86	N05-500C000-25	Nut, HEX JAM 0.50-13, ST Z GR5.....	1
42	12203-30	Tube.....	3	87	S01-312CB25-25	SCR, HHCS 0.3125-18X2.25, STZ G5.....	1
43	12019-387	Union	2	88	WAW-25WX000-20	WSH, FL TYPA-WID 0.25 ST Z.....	12
44	12179-31	Tube, Yellow	1	89	718A0998	Dash ASSY, Lower Cab (Ref Page 33.8).....	1
45	714 0810	Pedal, Foot	1	90	1240-167	Clamp, Half, .62.....	4
				91	1240-143	Clamp, Top	2
				92	S01-250CB25-25	SCR, HHCS 0.25-20X2.25, ST Z GR5	2
				93	1227-220	Pin, Roll, Ø.219 x 1.25 LG.....	1
				94	1240-157	Nut, Rail, .25.....	2
				95	1221-62	Grommet	2
				96	730 2168	Sticker.....	10
				97	709 6827	Bracket	1

* ITEMS 54, 56 & 57 ARE NOT SHOWN IN THE ILLUSTRATION

WHEN ORDERING PARTS, SPECIFY MODEL NUMBER, SERIAL NUMBER AND DESCRIPTION OF PARTS REQUIRED

 TEREX P/N 12261-690	CAB, CARRIER W/MANUAL TRANS	DATE: Revised 12-2014	GROUP 27
		MODEL: T780	
		PAGE 27.3	



SEE PAGE 27.5

WHEN ORDERING PARTS, SPECIFY MODEL NUMBER, SERIAL NUMBER AND DESCRIPTION OF PARTS REQUIRED



**LOWER CAB ASSEMBLY
AUTO (EXPORT)**

DATE: Revised 12-2014
MODEL: T780
PAGE 27.4

GROUP
27

SEE PAGE 27.4

REF	PART NO.	DESCRIPTION	QTY	REF	PART NO.	DESCRIPTION	QTY
	718A0999 (Rev M)	Lower Cab AUTO					
1	714 1626	Cab, Carrier	1	35	200B0087-2	Clamp	4
2	S01-500CC00-25	SCR, HHCS 0.50-13X3.00, ST Z GR	4	36	717 1215	Steering Wheel (Ref Page 11.3)	1
3	NYL-500C000-25	Nut, HEX NYL-INS 0.50-13, ST Z	4	37	714 0258	MAT, Floor-Rear	1
4	WFD-500XB00-20	WSH, FNDR 0.50X2.00, ST Z	4	38	714 0257	MAT, Floor-Front	1
5	1221-128	Mount, Rubber	4	39	SHF-375CA00-25	SCR, HHCS FT	
6	45528	Seat Belt ASSY	1	40	1221-45	0.375-16X1.00 ST ZGR5	7
7	707 7712	Spacer	2	41	12019-388	Grommet	5
8	S01-312CA00-25	SCR, HHCS 0.3125-18X1.00, ST Z	6	42	12203-30	Union	4
9	NYL-312C000-25	Nut, HEX NYL-INS 0.312-18, ST Z ..	8	43	12019-387	Union	3
10	WAW-31WX000-20	WSH, FL TYPA-WID 0.3125, ST Z ...	4	44	12179-31	Tube, Yellow	1
11	712 0274	Plate	2	45	714 0810	Pedal, Foot	1
12	NTP-438C000-2C	Nut, HEX TPLCK 0.4375-14, STZGRC	4	46	W07-312X000-20	WSH, LCK, MED SPLT 0.3125, STZ	2
13	S01-438CB00-Y8	SCR, HHCS 0.4375-14X2.00, ST YZ	4	47	N04-312C000-25	Nut 0.31C	2
14	T127251	Seal, Steering Shaft	1	48	12400-1037	Fuse Panel Decal	1
15	45007	Cover	1	49	1205-234	Nut, JAM, 7/8-20	1
16	SHF-375C750-25	SCR, HHCS FT 0.375-16X0.75, STZ	4	50	12202-18	Tube	2
17	N04-375C000-25	Nut, HEX 0.375-16, ST Z GR5	7	51	T138564	0.375 THK Washer	4
18	W07-375X000-20	WSH, LCK, MED SPLT 0.375, ST Z	11	52	12203-10	Tube	1
19	SHS-312X750-20	Screw, Self Tap, 0.31C X 0.75	4	53	12204-6	Tube	1
20	714 1603	Boot, Steering Shaft	1	54*	722 0144	CPC Module	1
21	T127250	Column, Steering Shaft (Ref Page 11.6)	1	55	714A1481-1	Brake Assembly (Ref Page 10.1)	1
22	WAW-37WX000-20	WSH, FL TYPA-WID 0.375, ST Z ...	4	56*	722 0166-1	VELCRO	6
23	S14-375CA50-H3	Capscrew, 0.38C X 1.50	4	57*	722 0165-1	VELCRO	6
24	718A0998	Dash ASSY (Ref Page 33.8)	1	58	12204-9	Tube	1
25	S18-190F500-HC	Bolt, #10-32 X 0.50	12	59	12204-7	Tube	1
26	717 1213	Column, Steering (Ref Page 11.5) ...	1	60	1223-1046	DRL Module	1
27	717 1216	Button, Horn	1	61	SL4-190C500-25	#10-24X.50 LG SCR	2
28	1221-39	Grommet	1	62	N23-190C000-20	Nut, HEX, MACH 10-24,	
29	714A1171	Console, Shift ASSY	1			ST Z	2
30	SHS-250X500-20	Screw, Self Tap	8	63	SL4-190CA00-20	#10 Lockwasher	2
31	1222-217	Extinguisher, Fire	1	64*	1222-202	Tie, Plastic	8
32	SL4-190CA00-20	Bolt, Stove, #10-24 X 1.00	4	65	WAW-50WX000-20	WSH, FL TYPA-WID 0.50, ST Z	4
33	NYL-190C000-22	KIPS Nut, #10-24	4	66	1223-1035	Switch	1
34	S01-312CA50-25	SCR, HHCS 0.3125-18X1.50, ST Z	4	67	714 1287	Seat, High Back	1
				68	709 6827	Bracket	1
				69*	730 2168	Sticker	10

* ITEMS 54, 56, 57, 64 & 69 ARE NOT SHOWN IN THE ILLUSTRATION

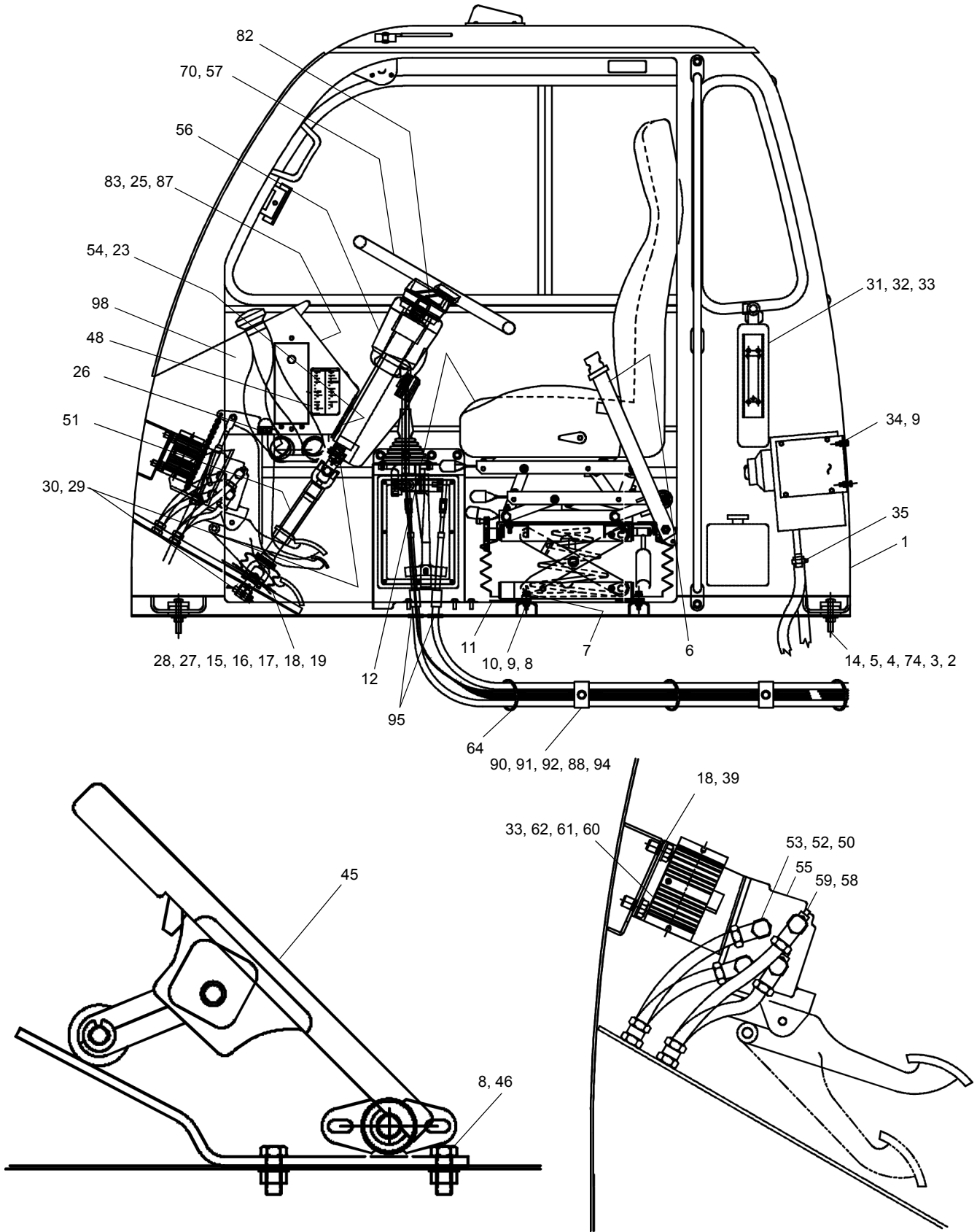
WHEN ORDERING PARTS, SPECIFY MODEL NUMBER, SERIAL NUMBER AND DESCRIPTION OF PARTS REQUIRED



LOWER CAB ASSEMBLY AUTO (EXPORT)

DATE: Revised 12-2014
MODEL: T780
PAGE 27.5

GROUP
27



SEE PAGE 27.8

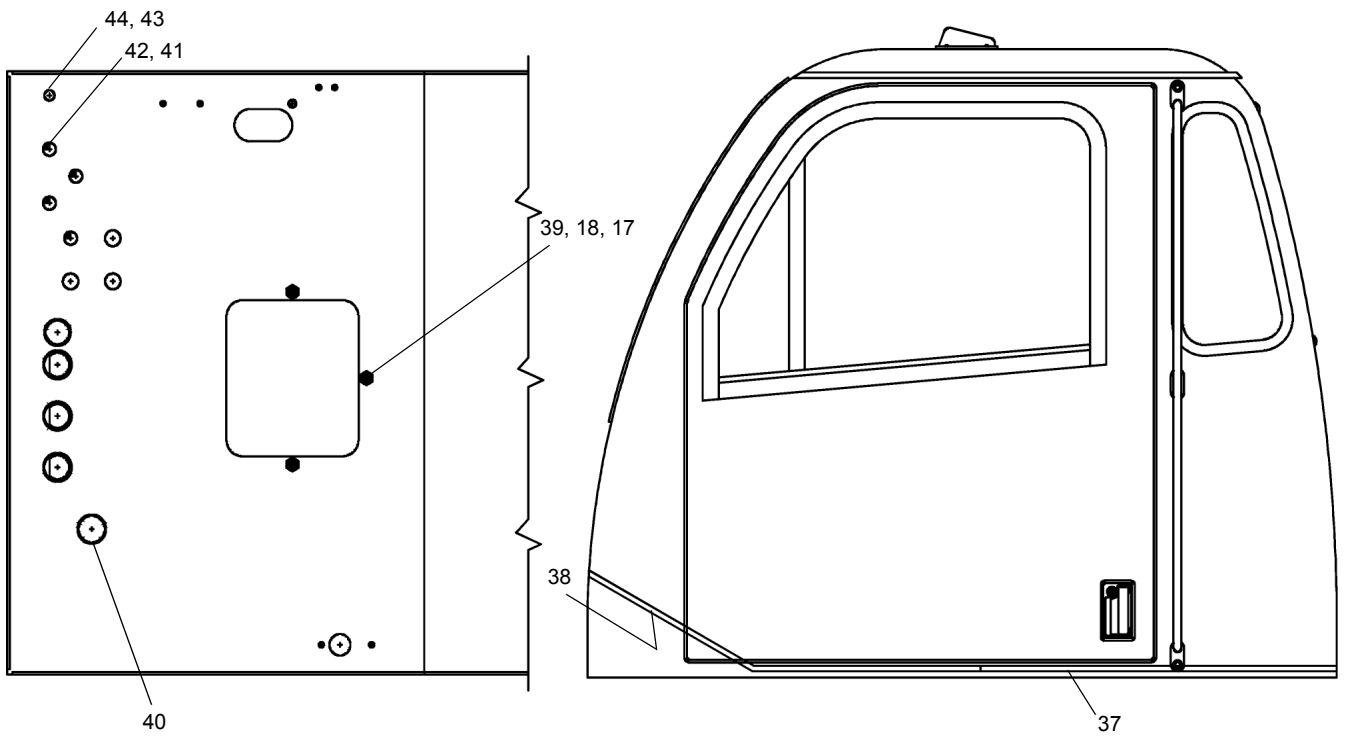
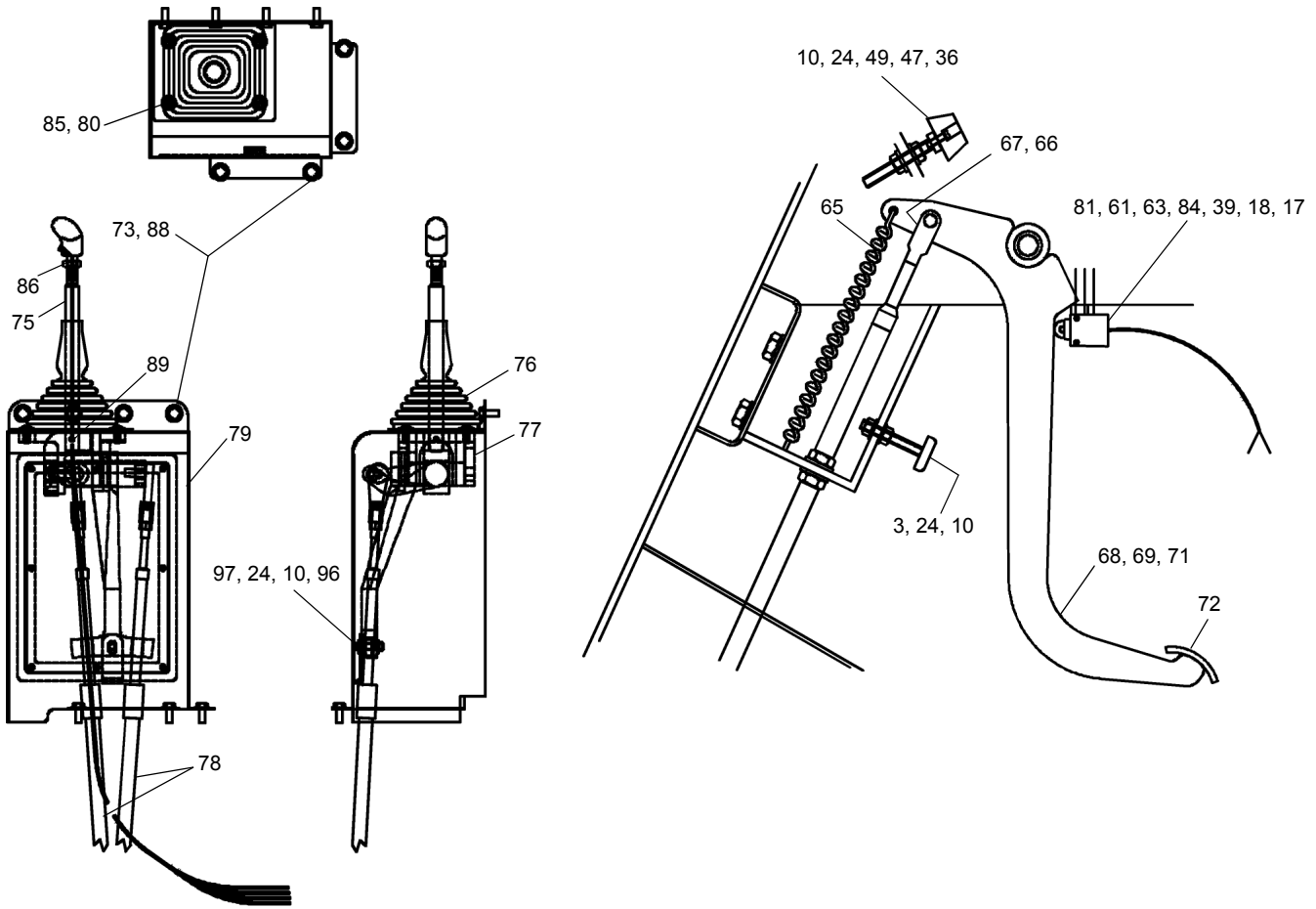
WHEN ORDERING PARTS, SPECIFY MODEL NUMBER, SERIAL NUMBER AND DESCRIPTION OF PARTS REQUIRED



**LOWER CAB ASSEMBLY
MANUAL (DOMESTIC)**

DATE: Released 12-2014
MODEL: T780
PAGE 27.6

**GROUP
27**



SEE PAGE 27.8

WHEN ORDERING PARTS, SPECIFY MODEL NUMBER, SERIAL NUMBER AND DESCRIPTION OF PARTS REQUIRED

 P/N 12261-690	LOWER CAB ASSEMBLY MANUAL (DOMESTIC)	DATE: Released 12-2014	GROUP 27
		MODEL: T780	
		PAGE 27.7	

SEE PAGES 27.6 & 27.7

REF	PART NO.	DESCRIPTION	QTY	REF	PART NO.	DESCRIPTION	QTY
	T128892 (Rev E)	<i>Lower Cab Assembly, Manual</i>					
1	719 0955	Cab, Carrier	1	46	W07-312X000-20	Washer, Lock, .31	2
2	S01-500CC00-25	SCR, HHCS 0.50-13X3.00, ST Z GR5.....	4	47	1233-1	MACH Screw, #10-32X.50	1
3	NYL-500C000-25	Nut, HEX NYL-INS 0.50-13, ST Z GR5.....	4	48	T114385	Fuse Panel Decal.....	1
4	WFD-500XB00-20	WSH, FNDR 0.50X2.00, ST Z.....	4	49	40903	Capscrew, .31-18X2.50.....	1
5	1221-28	Mount, Rubber.....	4	50	12202-18	Tube	2
6	45528	Seat Belt ASSY.....	1	51	T127250	Column, Steering Shaft (Ref Page 11.6).....	1
7	707 7712	Spacer	2	52	12203-10	Tube	1
8	S01-312CA00-25	SCR, HHCS 0.3125-18X1.00, STZ G5.....	6	53	12204-6	Tube	1
9	NYL-312C000-25	Nut, HEX NYL-INS 0.312-18, STZ GR5.....	8	54	WAW-37WX000-20	WSH, FL TYPA-WID 0.375 ST Z	4
10	WAW-31WX000-20	WSH, FL TYPA-WID 0.3125 ST Z	10	55	714A1481	Brake Assembly (Ref Page 10.1).....	1
11	717 0700	Plate, Cover.....	1	56	717 1213	Column, Steering (Ref Page 11.5).....	1
12	714 1287	Seat, High Back.....	1	57	717 1216	Button, Horn	1
13	1203-304	Bolt, ADJ, 0.31-18x2.12.....	1	58	12204-9	Tube	1
14	T138564	0.375 THK Spacer	4	59	12204-7	Tube	1
15	45007	Cover	1	60	1223-1046	DRL Module	1
16	SHF-375C750-25	SCR, HHCS FT 0.375-16X0.75, STZ GR5.....	4	61	SL4-190C500-25	#10-24X.50 LG SCR.	4
17	N04-375C000-25	Nut, HEX 0.375-16, ST Z GR5	9	62	N23-190C000-20	Nut, HEX MACH 10-24, ST Z.....	2
18	W07-375X000-20	WSH, LCK, MED SPLT 0.375, ST Z.....	13	63	W07-190X000-20	#10 Lockwasher	2
19	SHS-312X750-20	Screw, Self Tap, .31C X .75	4	64	1222-202	TIE, Plastic	8
20	719A0228	Louver.....	2	65	40902	Spring.....	1
21	719 0481	Hose, Duct.....	1	66	1222-252	Ball Joint.....	1
22	1240-94	Clamp	4	67	N04-375F000-25	Nut, HEX 0.375-24, ST Z GR5.....	2
23	1203-94	Capscrew, 0.38CX1.50.....	4	68	707F7148	Arm, Clutch	1
24	N04-312C000-25	Nut, Hex 0.3125-18, ST Z GR5.....	5	69	707 7152	Pin	1
25	S18-190F500-HC	Bolt, #10-32 X .50	12	70	717 1215	Steering wheel (Ref Page 11.3).....	1
26	T118093	Decal, OBD	1	71	P02-188XA50-20	Pin, Cotter	1
27	T127251	Seal, Steering Shaft.....	1	72	1221-19	Pad, Pedal.....	1
28	714 1603	Boot, Steering Shaft.....	1	73	SHS-250X750-20	Screw, Self Tap, .25C X .75.....	8
29	S01-438CB00-Y8	SCR, HHCS 0.4375-14X2.00, ST YZ.....	4	74	WAW-50WX000-20	WSH, FL TYPA-WID 0.50, ST Z YZ.....	4
30	NTP-438C000-2C	Nut, HEX TPLCK 0.4375-14, STZGRC	4	75	717 0794	Lever, Shift	1
31	1222-217	Extinguisher, Fire.....	1	76	717 0749	Boot, Shift.....	1
32	SL4-190CA00-20	Bolt, Stove, #10-24 X1.00.....	4	77	717 0782	Controller, Man. Shift	1
33	NYL-190C000-22	KIPS, #10-24	6	78	T104469	Cable.....	2
34	S01-312CA50-25	SCR, HHCS 0.3125-18X1.50, STZ G5	4	79	717A0774	Shift Tower, Manual	1
35	200B0087-2	Clamp	4	80	1203-255	Bolt, Stainless, 0.31CX1.00	4
36	6977	Bumper	1	81	442 2201	Switch, Limit.....	1
37	714 0258	Mat, Floor-Rear.....	1	82	1205-234	Nut, Jam, 7/8-20.....	1
38	714 0257	Mat, Floor-Front.....	1	83	1223-1037	Switch.....	1
39	SHF-375CA00-25	SCR, HHCS FT 0.375-16X1.00 ST ZGR5.....	9	84	714 0990	Bracket, Switch	1
40	1221-45	Grommet.....	5	85	WFD-312XB00-E8	Washer, Stainless, .31	4
41	12019-388	Union	4	86	N05-500C000-25	Nut, Hex Jam, 0.50-13, ST Z GR5.....	1
42	12203-30	Tube.....	3	87	T128671	Lower Dash Assembly	1
43	12019-387	Union	2	88	WAW-25WX000-20	Wsh, FL TYPA-WID 0.25 ST Z	10
44	12179-31	Tube, Yellow	1	89	1227-220	Pin, Roll, Ø0.219X1.25 LG	1
45	714 1554	Pedal, Foot	1	90	1240-167	Clamp, Half, 0.62	2
				91	1240-143	Clamp, Top.....	2
				92	S01-250CB25-25	SCR, HHCS 0.25-20X2.25, ST Z GR5	2
				93	730 2168	Sticker	10
				94	1240-157	Nut, Rail, 0.25	2
				95	1221-62	Grommet	2
				96	S01-312CB25-25	SCR, HHCS, 0.3125-18X2.25, STZG5.....	1
				97	T126783	Spacer.....	1
				98	709 6827-P6	Bracket.....	1

* ITEMS 13, 20, 21, 22, 72 & 93 ARE NOT SHOWN IN THE ILLUSTRATION

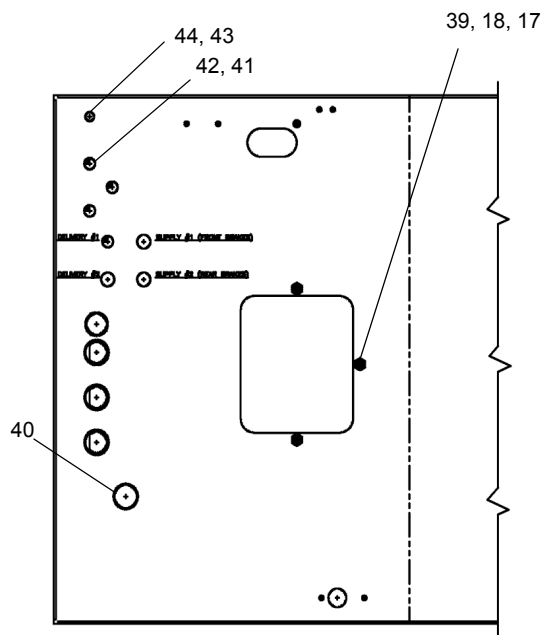
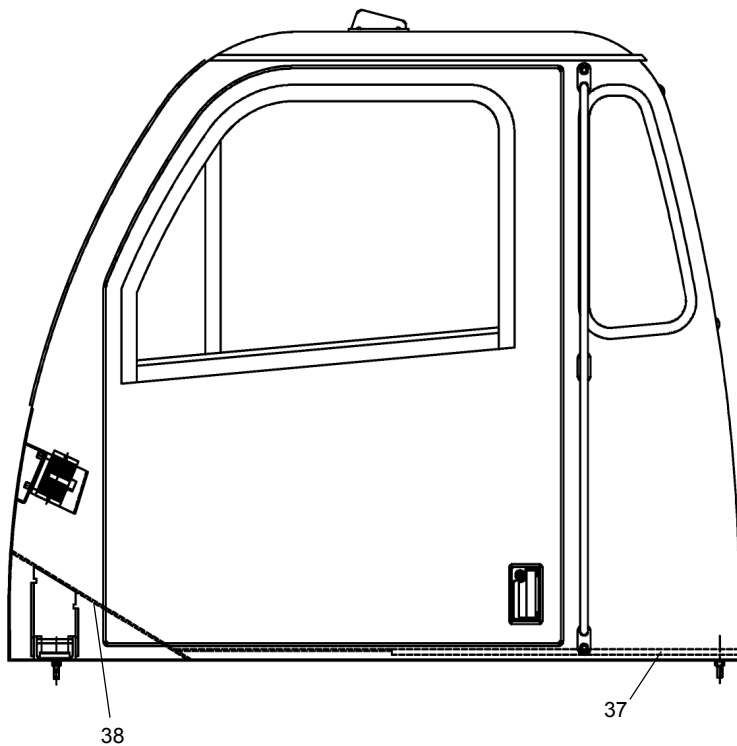
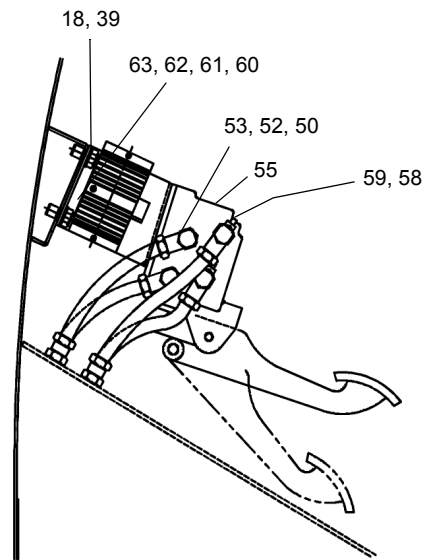
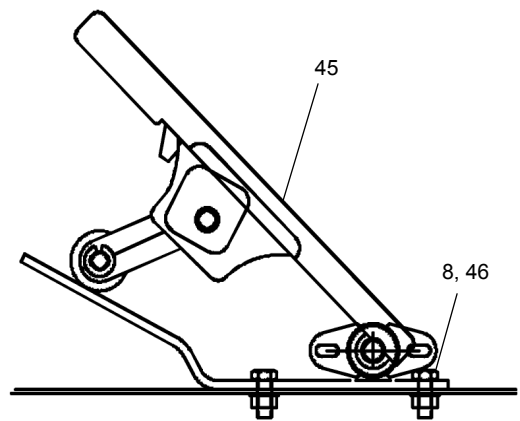
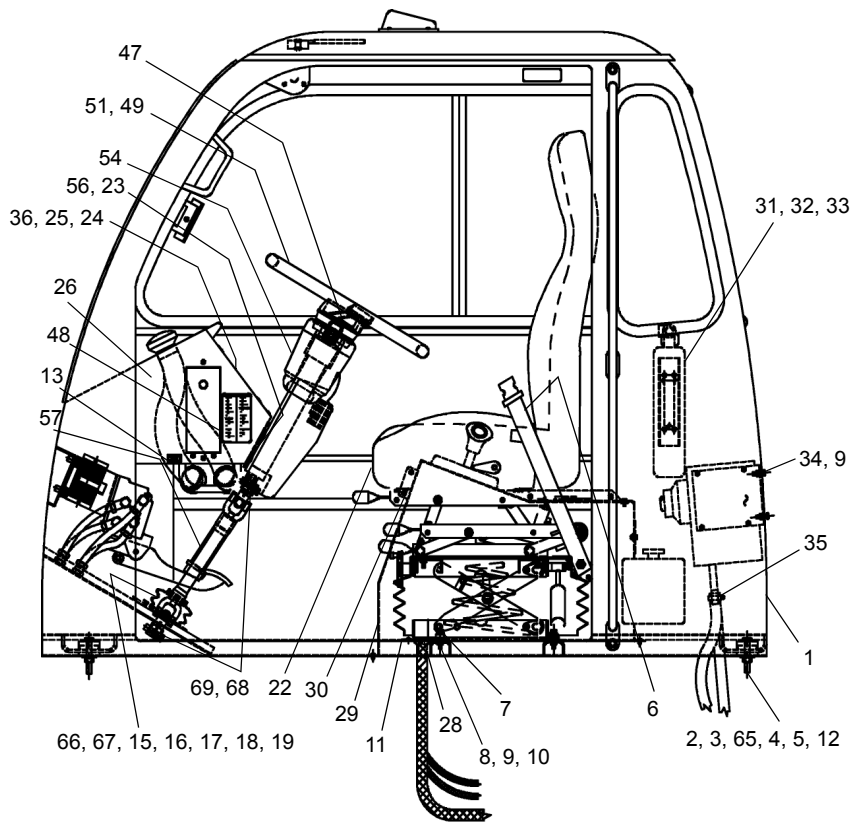
WHEN ORDERING PARTS, SPECIFY MODEL NUMBER, SERIAL NUMBER AND DESCRIPTION OF PARTS REQUIRED



LOWER CAB ASSEMBLY MANUAL (DOMESTIC)

DATE: Released 12-2014
MODEL: T780
PAGE 27.8

GROUP
27



SEE PAGE 27.10

WHEN ORDERING PARTS, SPECIFY MODEL NUMBER, SERIAL NUMBER AND DESCRIPTION OF PARTS REQUIRED

TEREX
P/N 12261-690

**LOWER CAB ASSEMBLY
AUTO**

DATE: Released 10-2014
MODEL: T780
PAGE 27.9

**GROUP
27**

SEE PAGE 27.9

REF	PART NO.	DESCRIPTION	QTY	REF	PART NO.	DESCRIPTION	QTY
	T128891 (Rev E)	<i>Lower Cab Assembly, AUTO</i>					
1	719 0955	Cab, Carrier	1	35	200B0087-2	Clamp	4
2	S01-500CC00-25	SCR, HHCS 0.50-13X3.00, ST Z GR5	4	36	1223-1035	Switch	1
3	NYL-500C000-25	Nut, HEX NYL-INS 0.50-13, ST Z GR5	4	37	714 0258	Mat, Floor-Rear	1
4	WFD-500XB00-20	WSH, FNDR 0.50X2.00, ST Z	4	38	714 0257	Mat, Floor-Front	1
5	1221-28	Mount, Rubber	4	39	SHF-375CA00-25	SCR, HHCS FT 0.375-16X1.00 ST ZGR5..	7
6	45528	Seat Belt ASSY	1	40	1221-45	Grommet	5
7	707 7712	Spacer	2	41	12019-388	Union	4
8	S01-312CA00-25	SCR, HHCS 0.3125-18X1.00, STZ G5	6	42	12203-30	Tube	3
9	NYL-312C000-25	Nut, HEX NYL-INS 0.312-18, STZ GR5	8	43	12019-387	Union	3
10	WAW-31WX000-20	WSH, FL TYPA-WID 0.3125 ST Z	4	44	12179-31	Tube, Yellow	1
11	712 0274	Plate	2	45	714 1554	Pedal, Foot	1
12	T138564	0.375 THK Spacer	4	46	N04-312C000-25	Nut, Hex 0.3125-18, ST Z GR5	2
13	T118093	Decal, OBD	1	47	1205-234	Nut, Jam, 7/8-20	1
14*	719A0228	Louver	2	48	T114385	Fuse Panel Decal	1
15	45007	Cover	1	49	717 1215	Steering Wheel (Ref Page 11.3)	1
16	SHF-375C750-25	SCR, HHCS FT 0.375-16X0.75, STZ GR5	4	50	12202-18	Tube	2
17	N04-375C000-25	Nut, HEX 0.375-16, ST Z GR5	7	51	717 1216	Button, Horn	1
18	W07-375X000-20	WSH, LCK, MED SPLT 0.375, ST Z	11	52	12203-10	Tube	1
19	SHS-312X750-20	Screw, Self Tap, .31C X .75	4	53	12204-6	Tube	1
20*	719 0481	Hose, Duct	1	54	717 1213	Column, Steering (Ref Page 11.5)	1
21*	1240-94	Clamp	4	55	714A1481-1	Brake Assembly (Ref Page 10.1)	1
22	714 1287	Seat, High Back	1	56	WAW-37WX000-20	WSH, FL TYPA-WID 0.375 ST Z	4
23	S14-375CA50-HB	Capscrew, .38C X 1.50	4	57	T127250	Column, Steering Shaft (Ref Page 11.6)	1
24	T128671	Lower Dash ASSY	1	58	12204-9	Tube	1
25	S18-190F500-HC	Bolt, #10-32 X .50	12	59	12204-7	Tube	1
26	709 6827-P6	Bracket	1	60	1223-1046	DRL Module	1
27*	730 2168	Sticker	10	61	SL4-190C500-25	#10-24X.50 LG SCR.	2
28	1221-39	Grommet	1	62	N23-190C000-20	#10-24 HEX Nut	2
29	T103844	Console, Shift ASSY (Ref Page 33.12)	1	63	SL4-190CA00-20	#10 Lockwasher	2
30	SHS-250X500-20	Screw, Self Tap	8	64*	1222-202	TIE, Plastic	8
31	1222-217	Extinguisher, Fire	1	65	WAW-50WX000-20	WSH, FL TYPA-WID 0.50, ST Z YZ	4
32	SL4-190CA00-20	Bolt, Stove, #10-24 X1.00	4	66	714 1603	Boot, Steering Shaft	1
33	NYL-190C000-22	KIPS, #10-24	4	67	T127251	Seal, Steering Shaft	1
34	S01-312CA50-25	SCR, HHCS 0.3125-18X1.50, STZ G5	4	68	S01-438CB00-Y8	SCR, HHCS 0.4375-14X2.00, ST YZ	4
				69	NTP-438C000-2C	Nut, HEX TPLCK 0.4375-14, STZGRC	4

* ITEMS 14, 20, 21, 27 & 64 ARE NOT SHOWN IN THE ILLUSTRATION

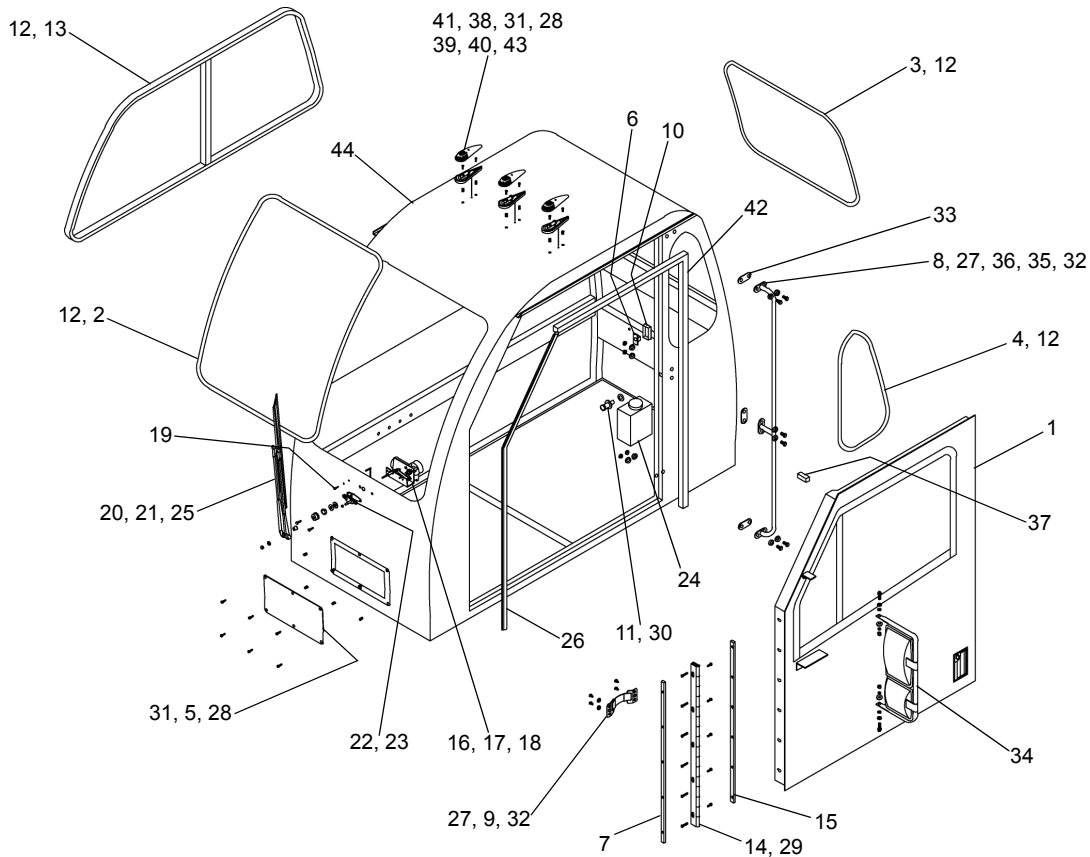
WHEN ORDERING PARTS, SPECIFY MODEL NUMBER, SERIAL NUMBER AND DESCRIPTION OF PARTS REQUIRED



LOWER CAB ASSEMBLY AUTO

DATE: Released 10-2014
MODEL: T780
PAGE 27.10

GROUP
27



REF	PART NO.	DESCRIPTION	QTY	REF	PART NO.	DESCRIPTION	QTY
*714 1626 (Rev B) Cab, Carrier (Export)							
*719 0955 (Rev F) Cab, Carrier (Domestic)							
1	220583	Door Assembly	1	25	216941	Wet Kit	1
2	216484	Windshield	1	26	216389	1/8" Grip x 0.750" DIA Bulb Seal....	5 FT
3	220584	Glass - Rear	1	27	215975	Screw, 5/16-18 x 3/4", HXFLG, YZ.....	10
4	216486	Glass - LH Rear.....	1			Screw, 10-32 X 1/2", PHPA, YZ	12
5	220575	Cover, Front Access	1	28	216498	Screw, 3/8-16 X 1.000"	
6	216488	Nut Plate.....	1	29	220578	SOCCAPBTN, SS.....	11
7	220576	Stud Bar - Cab.....	1			Washer, 3/8, Flat, YZ.....	1
8	216490	Handle Weldment.....	1	30	220581	Insert, 10-32, AKS4-1032-13	12
9	219472	Door Restraint Strap.....	1	31	216433	Washer, Lock, 5/16, YZ.....	8
10	216464	Tube Plug	1	32	215224	Gasket, Handle Pad.....	3
11	216372	Striker Bolt.....	1	33	216387	Mirror Lefthand ASBY Stainless.....	1
12	215595	Windshield Seal - Large	34 FT	34	220580	Washer, Flat, 5/16	6
13	216493	Window - Sliding RH	1	35	215223	Nut, HEX, 5/16-18.....	6
14	220577	Hinge, Door	1	36	215225	NEOPRENE, 0.750 X 0.750", W/PSA	2"
15	220579	Spacer Bar.....	1	37	220582	Wire Tie.....	4
16	216744	WJ 2 Speed Motor Kit W/Hardware	1	38	216862	BUTT Splice 14 GA.....	1
17	216864	Drive Arm, 62°	1	39	216885	Three Way Connect, Heat Shrink, 14 GA.....	2
18	216886	Pivot Shaft, 1".....	1	40	220585	Clearance Light.....	3
19	216865	Fitting, Cowl.....	1	41	220586	Seal, Door, 1X.875D, BLK, PSA	5 FT
20	216887	Arm, Pantograph Black, 22"	1	42	216480	Cable Clips.....	3
21	216940	Blade, Black Wide, 20" Flex	1	43	216857	Cab Weldment	1
22	216740	Pantograph Kit, Black.....	1	44	225256		
23	216497	1/4-28 X 3/4" HX HD SS.....	2				
24	216868	Reservoir Kit, DENSO (12V)	1				

* Cabs 714 1626 & 719 0955 are same except changes mentioned in the assembly descriptions in page 27.13

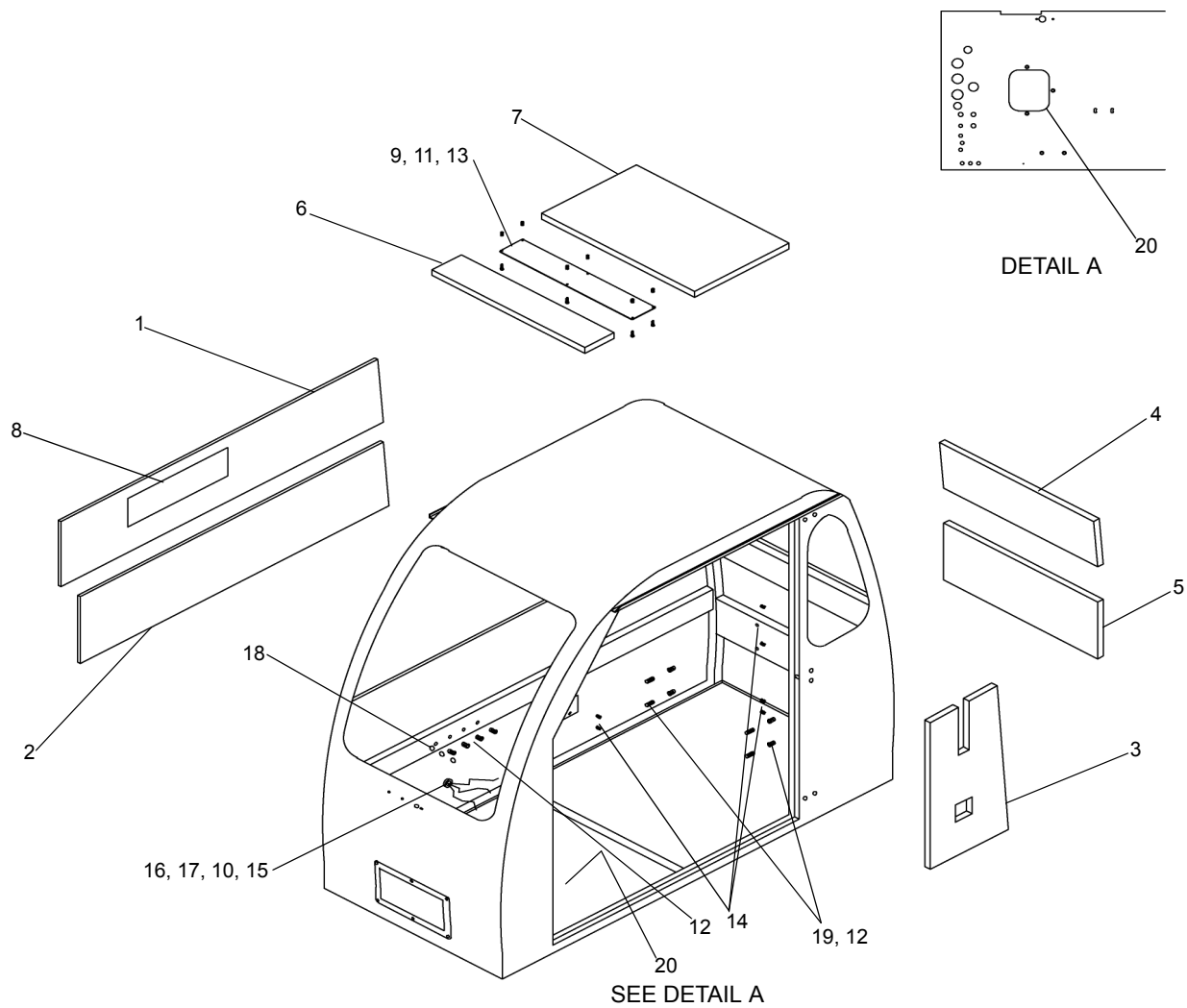
WHEN ORDERING PARTS, SPECIFY MODEL NUMBER, SERIAL NUMBER AND DESCRIPTION OF PARTS REQUIRED



CAB LOWER (EXPORT & DOMESTIC)

DATE: Revised 10-2014
 MODEL: T780
 PAGE 27.11

GROUP
27



<u>REF</u>	<u>PART NO.</u>	<u>DESCRIPTION</u>	<u>QTY</u>
	714 1626 (Rev B)	<i>Cab, Carrier (Export) (Contd..)</i>	
	719 0955 (Rev F)	<i>Cab, Carrier (Domestic) (Contd..)</i>	
1	216499	Foam - RH, Upper	1
2	216500	Foam - RH, Lower	1
3	216501	Foam - LH, Lower	1
4	216502	Foam - Rear, Upper	1
5	216503	Foam - Rear, Lower	1
6	216504	Foam - Roof, Front	1
7	216505	Foam - Roof, Rear	1
8	216506	Vinyl - Decal	1
9	216507	Access Cover - Roof	1
10	216508	3/4" Grommet	1
11	216498	Screw, 10-32 X 1/2", PHPA, YZ	6
12	216510	Insert, 5/16-18 AKS-518-15	8
13	216433	Insert, 10-32 AKS4-1032-13	6
14	216911	Insert, 10-24 AKS4-1024-13	6
15	215204	Wire, 14 GA, Red, SXL	10FT
16	215209	Wire, 14 GA, Yellow, SXL	10FT
17	215206	Wire, 14 GA, Green, SXL	8FT
18	216511	Plug, 1/2", Button, Nylon, BLK	3
19	216512	Stud, 5/16-18 X 1-1/2", Z	4
20	220587	Insert, 5/16-18, 2ND Grip, AKS4-518-312	5

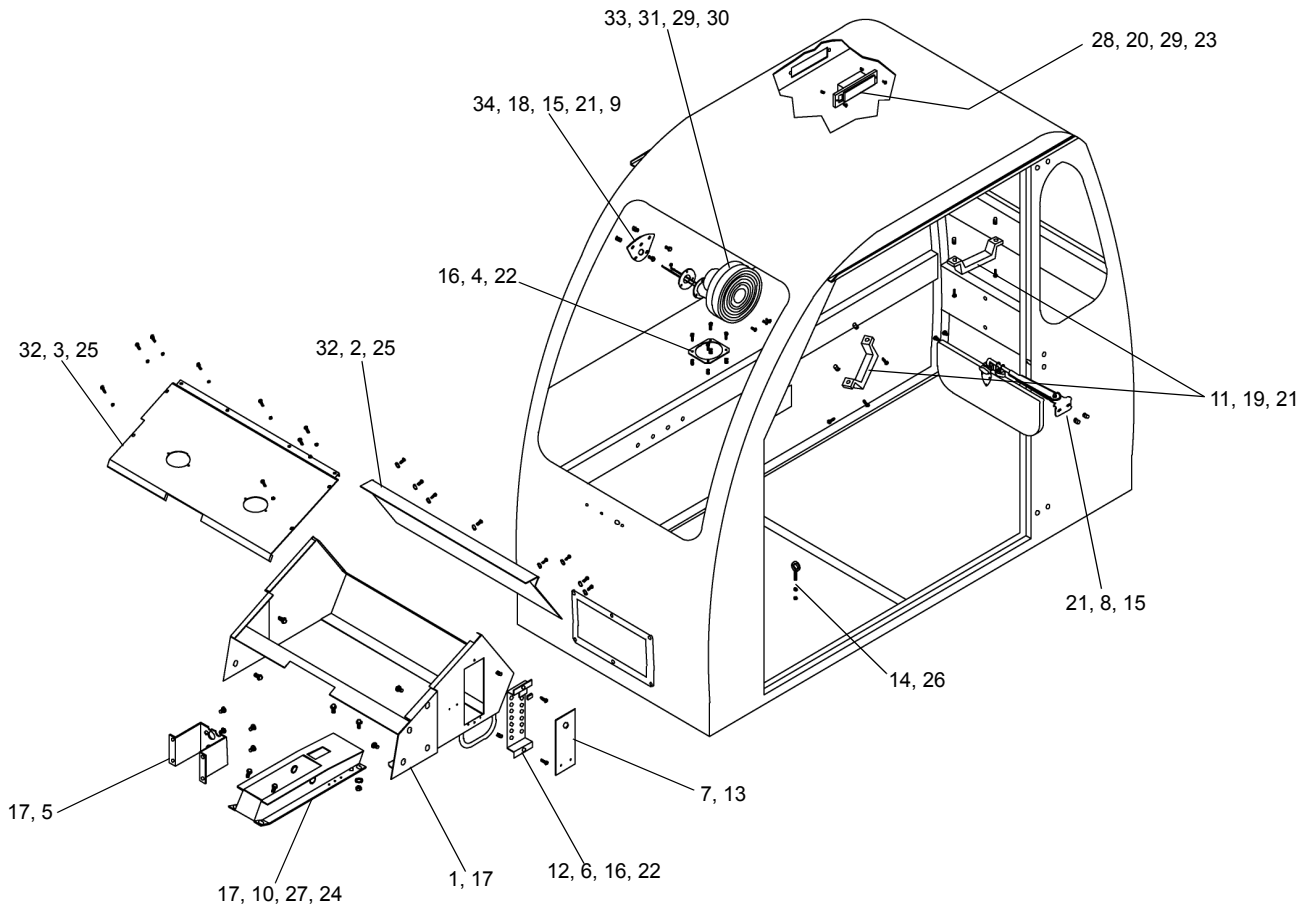
WHEN ORDERING PARTS, SPECIFY MODEL NUMBER, SERIAL NUMBER AND DESCRIPTION OF PARTS REQUIRED



CAB LOWER (EXPORT & DOMESTIC)

DATE: Revised 10-2014
 MODEL: T780
 PAGE 27.12

GROUP
27



REF	PART NO.	DESCRIPTION	QTY	REF	PART NO.	DESCRIPTION	QTY
714 1626 (Rev B) Cab, Carrier (Export) (Contd..)				(Items 1 Thru 34)			
719 0955 (Rev F) Cab, Carrier (Domestic) (Contd..)				(Items 1 Thru 35 Except Item No.2)			
1	216513	Dash Weldment.....	1	19	215215	Screw, 1/4-20 X 3/4", PHPA, YZ.....	4
2	220588	Dash Panel Weldment.....	1	20	215238	Screw, 8-32 X 1/2", PHFL, YZ.....	2
3	216514	Panel Assembly, Vent Forward.....	1	21	216395	Insert, 1/4-20 AKS4-420-165.....	8
4	216515	Plate - Boot.....	1	22	216433	Insert, 10-32 AKS4-1032-13.....	6
5	216516	Bracket, Air Brake Cylinder.....	1	23	216427	Insert, 8-32 AKXX-832-080.....	2
6	216517	Breaker Panel Assembly.....	1	24	215224	Washer, Lock, 5/16, YZ.....	2
7	216518	Cover, Breaker Panel.....	1	25	216909	Washer, Flat, #8, Black Zinc.....	16
8	216992	Sun Visor.....	1	26	216509	Nut, HEX, 10-24, Z.....	1
9	216520	Bracket, Fan.....	1	27	215225	Nut, HEX, 5/16-18, Z.....	2
10	216521	Pedal Support.....	1	28	215615	Courtesy Lamp Assembly.....	1
11	215603	Grab Handle.....	2	29	220592	Butt Splice.....	2
12	216522	Snap-In Magnetic Catch.....	1	30	216943	Eye Terminal.....	1
13	216523	Striker.....	1	31	220593	Personal Fan.....	1
14	216524	Eyebolt, 10-24 X 1-1/4", W/Nut.....	1	32	220589	Screw, #10-32 X 1/2, PHPA, Black Zinc.....	16
15	215234	Screw, 1/4-20 X 3/4", HXFLG, YZ.....	4	33	220594	Screw, #10-32 X 3/4", PHPA, Zinc.....	3
16	216498	Screw, 10-32 X 1/2", PHPA, YZ.....	6	34	220590	Bullet Connector 16-14 GA.....	1
17	215975	Screw, 5/16-18 X 3/4", HXFLG, YZ.....	16				
18	220591	Bullet Receptacle 16-14 GA.....	1				

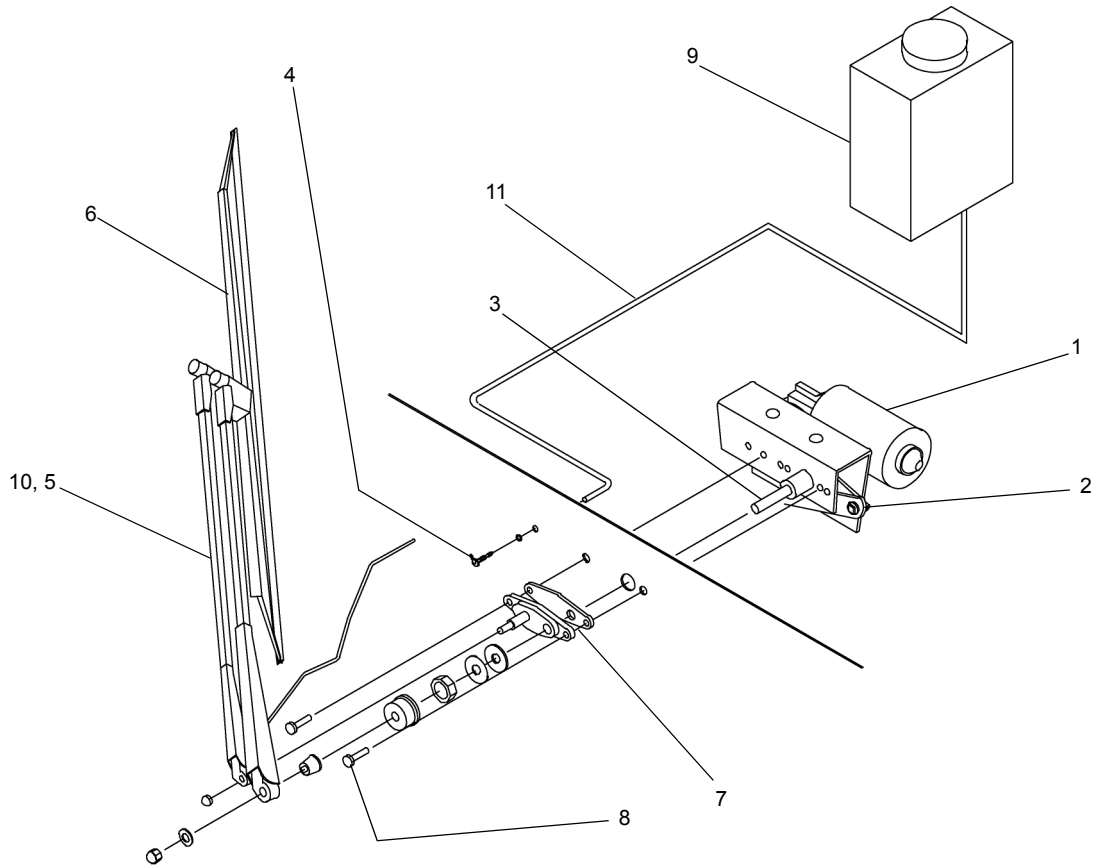
WHEN ORDERING PARTS, SPECIFY MODEL NUMBER, SERIAL NUMBER AND DESCRIPTION OF PARTS REQUIRED



CAB LOWER (EXPORT & DOMESTIC)

DATE: Revised 10-2014
 MODEL: T780
 PAGE 27.13

GROUP
27



REF	PART NO.	DESCRIPTION	QTY
	714 1626 (Rev B)	Cab, Carrier (Export) (Contd..)	
	719 0955 (Rev F)	Cab, Carrier (Domestic) (Contd..)	
1	216744	WJ 2-Speed Motor Kit W/Hardware (12V)	1
2	216864	Drive Arm, 62°	1
3	216886	Pivot Shaft, 1"	1
4	216865	Grommet - Wet Arm Tubing	1
5	216887	Arm, Pantograph Black, 22"	1
6	216940	Blade, Black Wide, 20" Flex	1
7	216740	Pantograph Kit, Black	1
8	216497	1/4-28 X 3/4" HX HD SS	2
9	216868	Reservoir Kit, Denso (12V)	1
10	216941	Wet Kit.....	1
11	216942	Hose, 5/32, Washer	11FT
12*	216943	Eye Terminal	1
13*	216857	Cable Clips.....	3
14*	216862	Wire Tie.....	3
15*	220596	Rivet, 1/8 DIA, Universal.....	3

* ITEMS 12, 13, 14, 15 ARE NOT SHOWN IN THE ILLUSTRATION

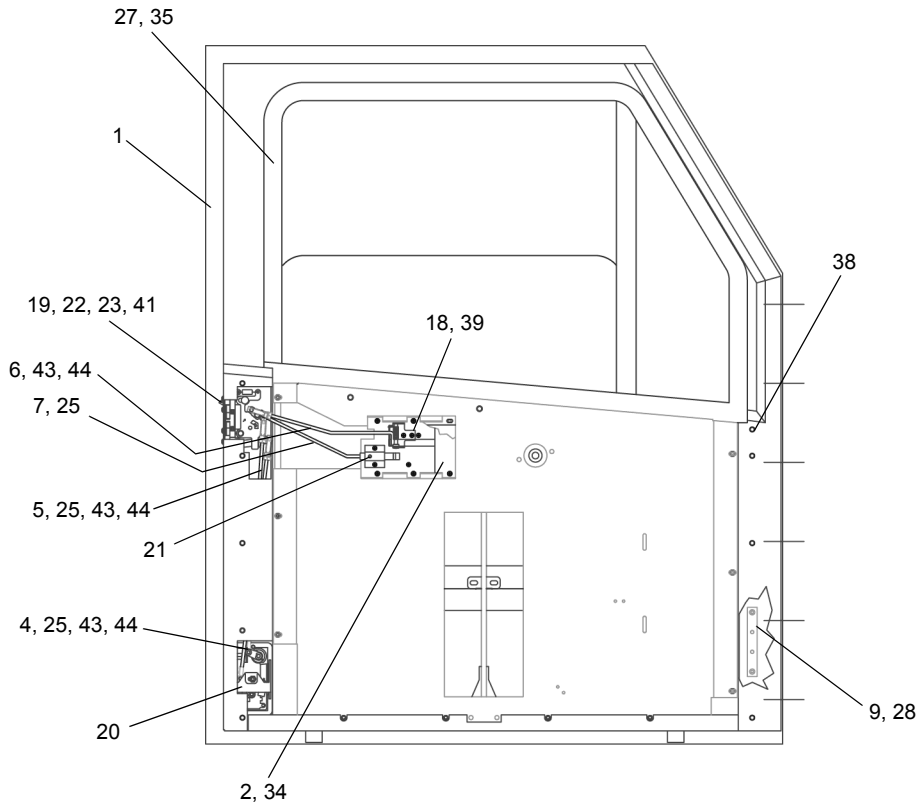
WHEN ORDERING PARTS, SPECIFY MODEL NUMBER, SERIAL NUMBER AND DESCRIPTION OF PARTS REQUIRED



CAB LOWER (EXPORT & DOMESTIC)

DATE: Revised 10-2014
 MODEL: T780
 PAGE 27.14

GROUP
27



REF	PART NO.	DESCRIPTION	QTY	REF	PART NO.	DESCRIPTION	QTY
	220583	Door Assembly					
1	225600	Door Weldment	1	24*	216470	Spacer - Door Handle	2
2	216450	BRKT - Release Package	1	25	215087	RH Rod Clip (7/32) Rod.....	3
3*	216451	BEZEL.....	1	26*	216471	Grab Handle	1
4	216452	Rod - Door, EXT. HNDL/Latch.....	1	27	216472	Regulated Window Assembly.....	1
5	216453	Rod - Door, EXT. KEY/Latch Lock.....	1	28	216473	Screw, 1/4-20X1/2, SOCFIT, SS.....	2
6	216454	Rod - Door, INT. HNDL/Latch.....	1	29*	216474	Screw, 1/4-28X1, SOCFIT, SS.....	1
7	225601	Rod - Door, INT. Lock/Latch.....	1	30*	215215	Screw, 1/4-20X3/4, PHPA, YZ.....	5
8*	225602	Stud Bar - Door	1	31*	216475	Handle W/VINYL Knob.....	1
9	216457	Bar- Door Restraint Strap	1	32*	216476	Escutcheon.....	1
10*	216458	Panel - Door	1	33*	216477	Spring - Escutcheon	1
11*	216459	BRKT - Mirror MNT Upper	1	34	216434	Screw, 10-32X1/2, PHIL HD, Z.....	6
12*	216460	BRKT - Mirror MNT Lower	1	35	216479	Screw, S/M,#8X1, PHPA, Z	5
13*	225603	Decal	1	36*	216480	Seal - Door	3.5FT
14*	216461	Washer, CNTRSNK, #10, NYL	13	37*	216395	AK Insert, 1/4-20.....	5
15*	216462	Screw, 10-32X3/4, PHOV, YZ.....	13	38	216433	AK Insert, 10-32.....	9
16*	216463	Sheet - Decal MNT, VINYL W/PSA.....	1	39	216427	AK Insert, 8-32.....	6
17*	216464	Tube Plug 2-1/2 X 1-1/4".....	1	40*	216481	Cover - Door Panel, VINYL	1
18	215238	Screw, 8-32X1/2, PHPA,YZ	6	41	216482	Washer, Lock, 1/4", INT Tooth, Z.....	4
19	216465	Screw, 1/4-20X1-1/4, HX, Z	6	42*	216483	Screw, 8-32X3/4, PHPA, YZ	2
20	216466	Paddle Handle CH-751	1	43	216436	Link Pin and Clip.....	3
21	216467	I/S Release Package.....	1	44	216437	Shackle	3
22	216468	2 Rotor Latch.....	1	45*	225604	Decal	1
23	216469	Linkage Assembly	1	46*	225605	Decal	1

* ITEMS 3, 8, 10 TO 17, 24, 26, 29 TO 33, 36, 37, 40, 42, 45 & 46 ARE NOT SHOWN IN THE ILLUSTRATION

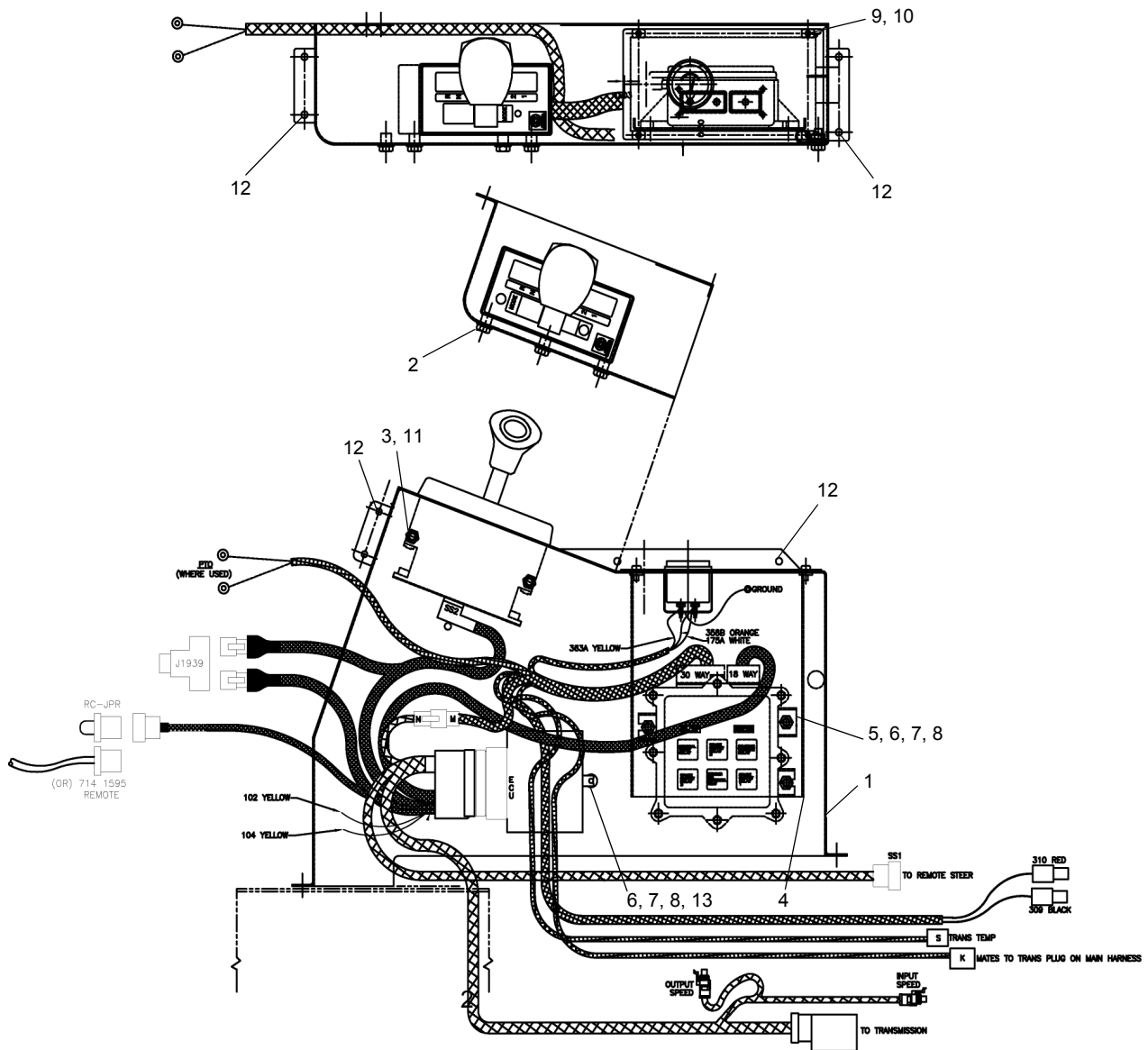
WHEN ORDERING PARTS, SPECIFY MODEL NUMBER, SERIAL NUMBER AND DESCRIPTION OF PARTS REQUIRED



CAB LOWER DOOR (EXPORT & DOMESTIC)

DATE: Released 05-2013
MODEL: T780
PAGE 27.15

GROUP
27



REF	PART NO.	DESCRIPTION	QTY
	T103844 (Rev A)	Assembly AUTO Shift Console	
1	T103846	Console, Shift	1
2	206F4272	Tube, 0.500 x 0.083 x 0.50	3
3	085 106 11	Washer, M6	2
4	T103845	Cover	1
5	1200-3	Capscrew, .25-20 x 1.00	3
6	1210-14	Washer, Lock, 0.25	6
7	1209-2	Washer, 0.25	6
8	1205-13	Nut, 0.25-20	6
9	1233-69	Screw, Machine, #10-32 x 0.50	4
10	1210-7	Washer, Lock, #10	4
11	071 306 16	Capscrew, M6 x 30mm	2
12	1211-11	Screw, Self Tap	8
13	1200-309	SCR, Cap HH0.25NC x 0.50	3

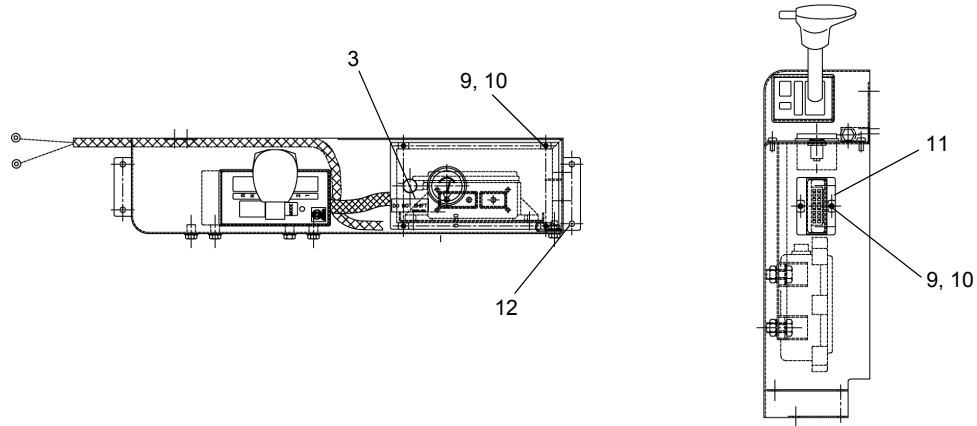
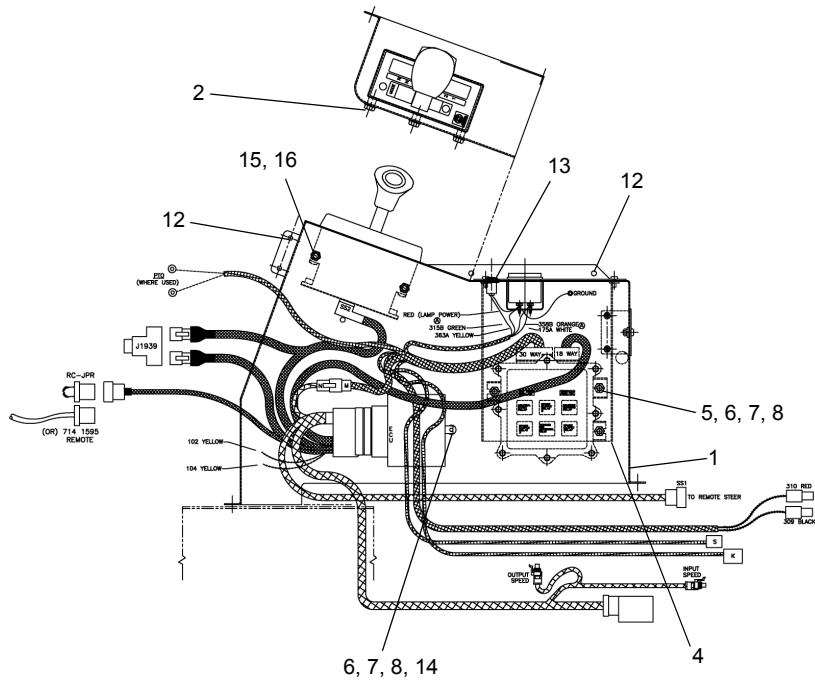
WHEN ORDERING PARTS, SPECIFY MODEL NUMBER, SERIAL NUMBER AND DESCRIPTION OF PARTS REQUIRED



CONSOLE, SHIFT ASSEMBLY

DATE: Revised 05-2013
 MODEL: T780
 PAGE 27.16

GROUP
27



REF	PART NO.	DESCRIPTION	QTY
	714A1171 (Rev A)	Console, Shift Assembly	
1	709 9026	Console, Shift.....	1
2	206F4272	Tube, 0.500X0.83X0.50	3
3	12400-624	Decal	1
4	709F9025	Cover.....	1
5	1200-3	Capscrew, 0.25-20X1.00.....	3
6	1210-14	Washer, Lock, 0.25	6
7	1209-2	Washer, 0.25.....	6
8	1205-13	Nut, 0.25-20	6
9	1233-69	Screw, Machine, #10-32X0.50	6
10	1210-7	Washer, Lock, #10	6
11	709 9028	Cover.....	1
12	1211-11	Screw, Self Tap.....	8
13	445 9013	Light, Indicator.....	1
14	1200-309	SCR, Cap HHO.25NCX0.50	3
15	071 306 16	Capscrew, M6X30mm.....	2
16	085 106 11	Washer, M6.....	2

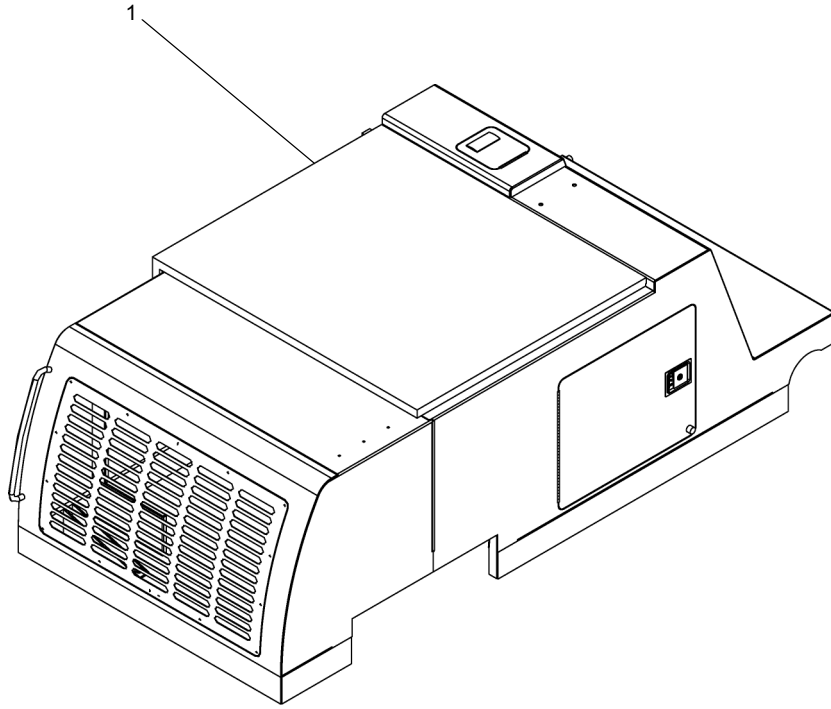
WHEN ORDERING PARTS, SPECIFY MODEL NUMBER, SERIAL NUMBER AND DESCRIPTION OF PARTS REQUIRED



CONSOLE, SHIFT ASSEMBLY

DATE: Released 05-2013
 MODEL: T780
 PAGE 27.17

GROUP
27



<u>REF</u>	<u>PART NO.</u>	<u>DESCRIPTION</u>	<u>QTY</u>
1	718 0953 (Rev B)	Engine Housing	1

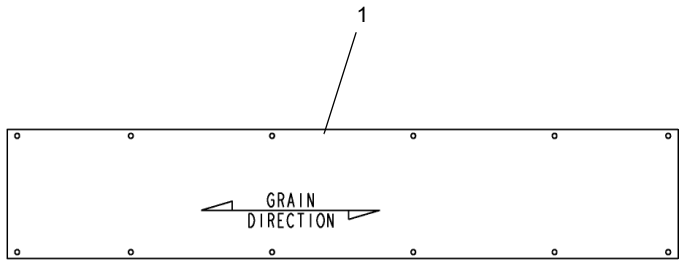
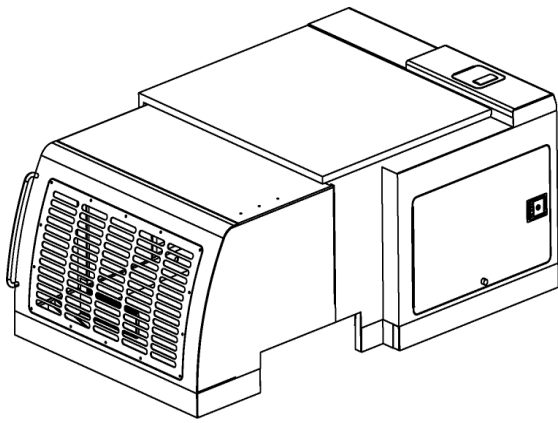
WHEN ORDERING PARTS, SPECIFY MODEL NUMBER, SERIAL NUMBER AND DESCRIPTION OF PARTS REQUIRED

 **TEREX**[®]
P/N 12261-690

ENGINE HOUSING

DATE: Released 10-2014
MODEL: T780
PAGE 27.18

GROUP
27

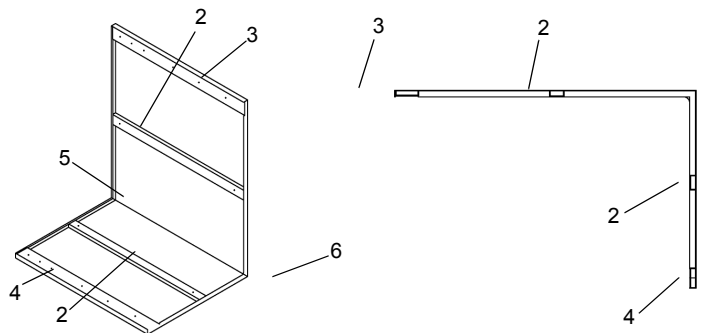


REF	PART NO.	DESCRIPTION	QTY	REF	PART NO.	DESCRIPTION	QTY
718 1047 (Rev C) Engine, Housing							
1	219052	Panel- Wear Strip	1	31*	222696	Side Door Bolts M6X20 HX HD	4
2	222694	Door- Sliding-T700	1	32*	222697	Nut 8-32 Zinc Plated	4
3	222712	Foam Kit	1	33*	222698	5/16 SS Lock Washer	12
4*	224572	Skin Weldment-T700	1	34*	222699	Trimark Latch	1
5*	222287	Frame Weldment-T700.....	1	35*	222700	Eberhard Latch	1
6*	222301	Access Panel.....	1	36*	219656	Latch Paddle.....	1
7*	222302	Skin-Rear Top.....	1	37*	222702	42" Slide.....	2
8*	222303	Skin-Front Face.....	1	38*	217847	Bumpers- Doors 5/8 HD 1" HT	4
9*	222304	Mid - Side Panel	1	39*	222704	Bumper- Side Door 7/8 HD 1-1/4 HT.....	1
10*	222305	Skin-Front Wrap.....	1	40*	222705	Bumper-rear Recess W/Washer ...	1
11*	222306	1 X 1 Tube W/Hole	1	41*	222706	Star Washer #10	10
12*	222307	1 X 1 Tube W/Holes.....	1	42*	222707	Nut (Slide) Nylon Nut 18-8	10
13*	222308	Skin-Right Side.....	1	43*	222708	Washer (Slide) 18-8 SS	10
14*	222309	Offset Door Stops	1	44*	222709	Carage Bolts (Glide) 1/4-20X1/2....	3
15*	222310	Angle-Hinge Mount.....	1	45*	222710	Bolt-8-32X3/4 SS Slotted.....	3
16*	222311	Hinge W/Holes.....	1	46*	222711	HX HD Mach Screw 10-24X5/8	21
17*	222312	L-Bracket	1	47*	222713	1/8 A TRIM Lock	6.08
18*	222313	Gusset	2	48*	222714	Bolts (Front Grill) 5/16-18X3/4 TORX PHMS SS	14
19*	222314	S-Bracket.....	1	49*	222715	Nutserts (Front Grill/ Top Access) Knurl Rivet Nut 5/16-18.....	18
20*	222315	Plate	1	50*	222716	Rotary Latch.....	1
21*	222316	Grill Flange (Left/Right).....	2	51*	222717	Headless Striker Pin	1
22*	222317	Grill Flange (Top/Bottom).....	2	52*	222718	Push Cap 1/4 Nickel Plated	1
23*	222318	Door Stop.....	1	53*	222719	Knurl Rivet Nut 10-24.....	10
24*	222319	RH Shroud (Top).....	1	54*	222720	Bent Latch.....	1
25*	222320	RH Shroud (Bottom).....	1	55*	222721	Grab Handle.....	1
26*	222321	Top Shroud	1	56*	222722	ALU Pop Rivet	12
27*	222322	LH Shroud	1				
28*	222323	Hinge-Cut-Short.....	1				
29*	222324	Angle-Small Door HOR	2				
30*	222325	Angle-Small Door VER.....	1				

* ITEMS NOT SOLD SEPARATELY

ITEMS 2 TO 56 ARE NOT SHOWN IN THE ILLUSTRATION

REF	PART NO.	DESCRIPTION	QTY
	222694	Door- Sliding-T700	
1*	222326	Sliding Door	1
2*	222327	Door Stiffener	2
3*	222328	Top Door Brace	1
4*	222329	Side Door Brace.....	1
5*	222330	Door Gusset.....	1
6*	222331	Door Gusset.....	1
7*	222312	L-Bracket.....	1
8*	222313	Gusset.....	2



* ITEMS NOT SOLD SEPARATELY

ITEMS 1, 7 & 8 ARE NOT SHOWN IN THE ILLUSTRATION

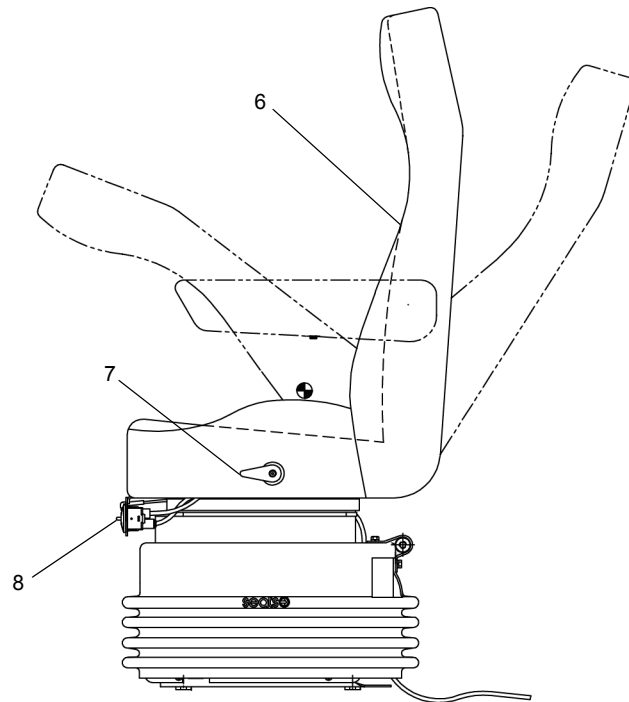
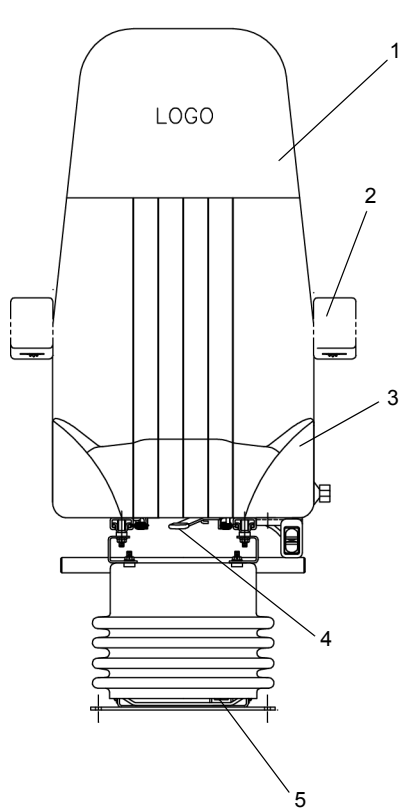
WHEN ORDERING PARTS, SPECIFY MODEL NUMBER, SERIAL NUMBER AND DESCRIPTION OF PARTS REQUIRED



ENGINE HOUSING

DATE: Revised 09-2014
 MODEL: T780
 PAGE 27.19

GROUP
27



<u>REF</u>	<u>PART NO.</u>	<u>DESCRIPTION</u>	<u>QTY</u>
	714 1287	Seat, High Back	
1	223126	Back Cover.....	1
2	225606	Armrest Set	1
3	215704	Cushion Cover	1
4	215707	6" Track Set.....	1
5	215709	Shock Absorber.....	1
6	225607	Upper W/TRKS	1
7	223129	RECLINER ADJ. Lever	1
8	218678	Air Ride Control Paddle Valve ASSY.....	1
9*	223785	Air Spring	1

ITEM 9 IS NOT SHOWN IN THE ILLUSTRATION

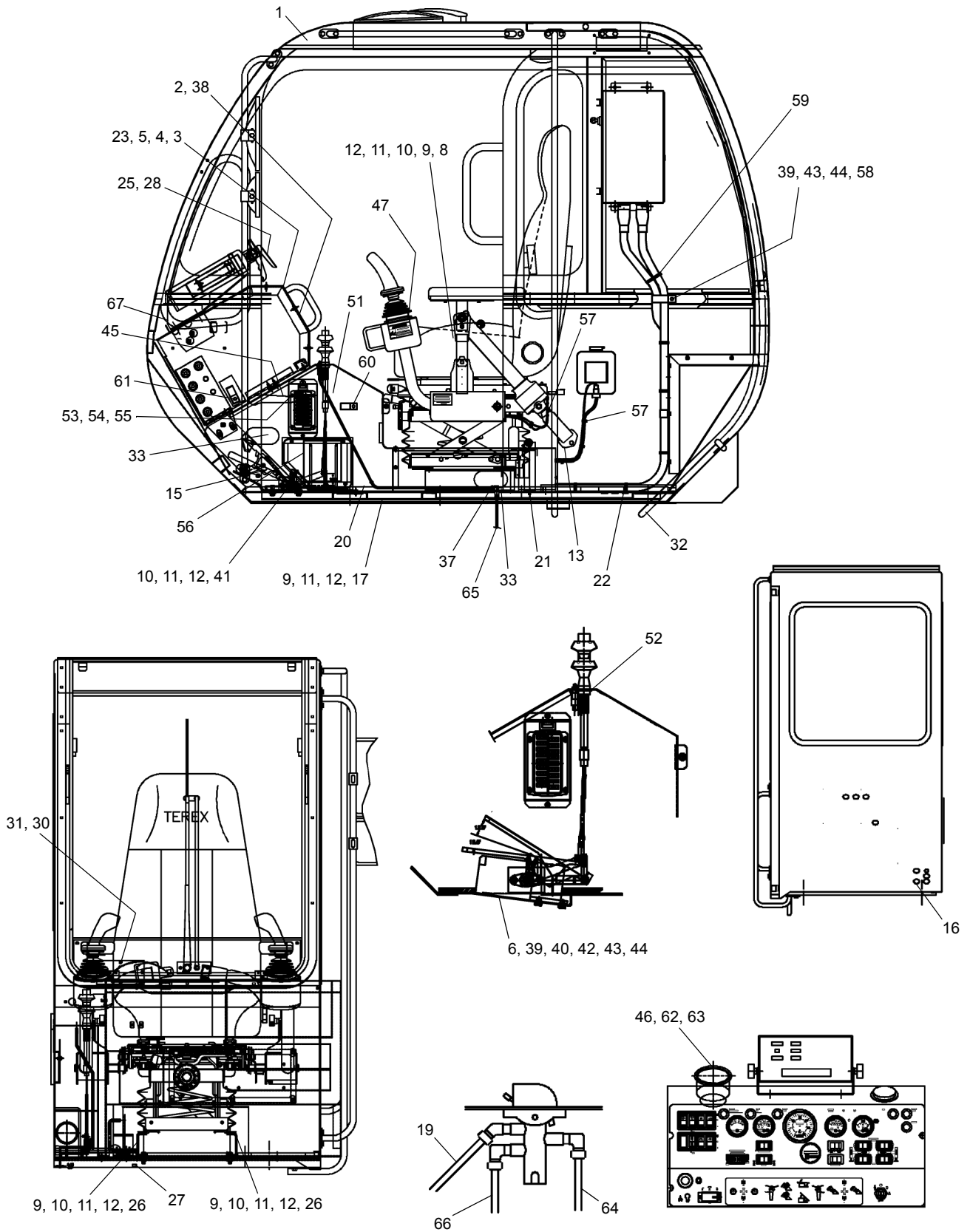
WHEN ORDERING PARTS, SPECIFY MODEL NUMBER, SERIAL NUMBER AND DESCRIPTION OF PARTS REQUIRED



OPERATOR'S SEAT LOWER CAB

DATE: Released 05-2013
 MODEL: T780
 PAGE 27.20

GROUP
27



SEE PAGE 27.21

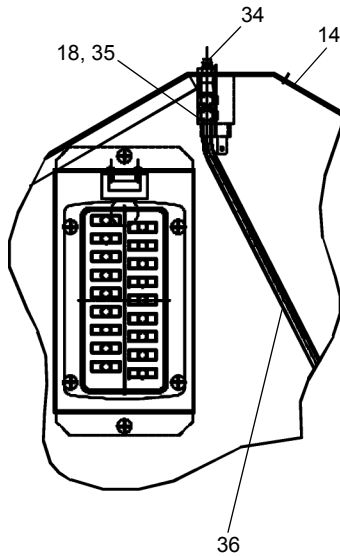
WHEN ORDERING PARTS, SPECIFY MODEL NUMBER, SERIAL NUMBER AND DESCRIPTION OF PARTS REQUIRED



UPPER CAB ASSEMBLY

DATE: Revised 12-2014
MODEL: T780
PAGE 27.21

GROUP
27



SEE PAGE 27.20

REF	PART NO.	DESCRIPTION	QTY	REF	PART NO.	DESCRIPTION	QTY
T128343-3 (Rev B) Upper Cab Assembly							
1	T120173	Cab, Operators	1	34	1213-1	Grease Fitting	2
2	T128340	Upper Dash ASSY (Ref Page 33.15)	1	35	1219-757	Connector	2
3	1245-62	Level	1	36	719 0106	Grease Tube	2
4	MK62603	SCR, #6-32X1.00	3	37	1219-40	1/8"NPTX1/4"INV FLR	2
5	N23-138C000-20	Nut, #6-32	3	38	1203-271	BHCS 1/4-20X5/8	8
6	724 0266	Foot Pedal-Boom	1	39	S01-250CA00-25	HHCS 1/4-20X1.00	9
7*	719A0929	Cableway Assembly	Ref	40	719F0604	Boom PED, Support	Ref
8	719 0200	Slimline Seat	1	41	S01-312CA25-25	HHCS 5/6-18X1.25	2
9	S01-312CA00-25	CAPSCR 5/16-18X1.00	9	42	N04-250C000-25	HEX Nut 1/4"	8
10	WAW-31WX000-20	Washer, Flat, 5/16	10	43	WAN-25NX000-20	Flatwasher 1/4"	9
11	W07-312X000-20	Washer, Lock, 5/16	10	44	W07-250X000-20	Lockwasher 1/4"	9
12	N04-312C000-25	Nut, 5/16-18	11	45	721A0261	Swing Brake ASSY (Ref Page 28.3)	1
13	45528	Seatbelt W/Tether	Ref	46	1222-225	Cable Sleeve	1
14	1233-35	#6-32X0.50 RHMS	2	47	1203-286	1/4-20X0.50 BHCS	8
15	719A0408	Cab Throttle Control (Ref Page 28.6)	1	48*	12186-1	Chain, #3 Twin Loop	40
16	1223-50	Grommet	3	49*	720 0549	Seat Harness	1
17	1223-387	Horn	1	50*	720 0165	Valve Harness	1
18	1219-77	Adapter	2	51	12400-1086	Decal-Fuse	1
19	12181-1	Tube, 1/14", Red	144	52	12400-940	Decal-Throttle	1
20	719 0104	Floormat, Front	1	53	1203-265	#10-24 Pan HD. SCR	4
21	707 7712	Spacer	2	54	WAR-187X000-22	#10 Flatwasher	4
22	719 0222	Floormat, Rear	1	55	W07-190X000-20	#10 Lockwasher	4
23	717 1220	Spring, Wave	1	56	12260-96	Decal-PSCA	1
24*	719A0432	Defroster Hose Kit	1	57	1222-184	Cable Tie-7"	7
25	1233-17	Screw, #10-24X0.38	4	58	200B2007-54	Clamp	2
26	714 0497	Support, Seat	2	59	1222-202	Cable Tie-14"	6
27	1240-31	Clamp	1	60	1240-91	Clamp	1
28	1222-217	Extinguisher, Fire	1	61	1240-59	Clamp	1
29*	12219-1	Cable 1/8	12	62	1222-359	Cupholder	1
30	1202-6	Screw, #10-24X0.75	4	63	719 0453	Gasket	1
31	N23-190C000-20	Nut, #10-24	4	64	12202-1	Tube, 1/4", Black	108
32	717 0699	Rear Handle Kit	1	65	43480	Tube	1
33	12147-1	U-Channel	24	66	12179-1	Tube, 1/4", Yellow	144
				67	719 0480	Fire Ext, MTG BRKT	Ref

* ITEMS 7, 24, 29, 48, 49 & 50 ARE NOT SHOWN IN THE ILLUSTRATION

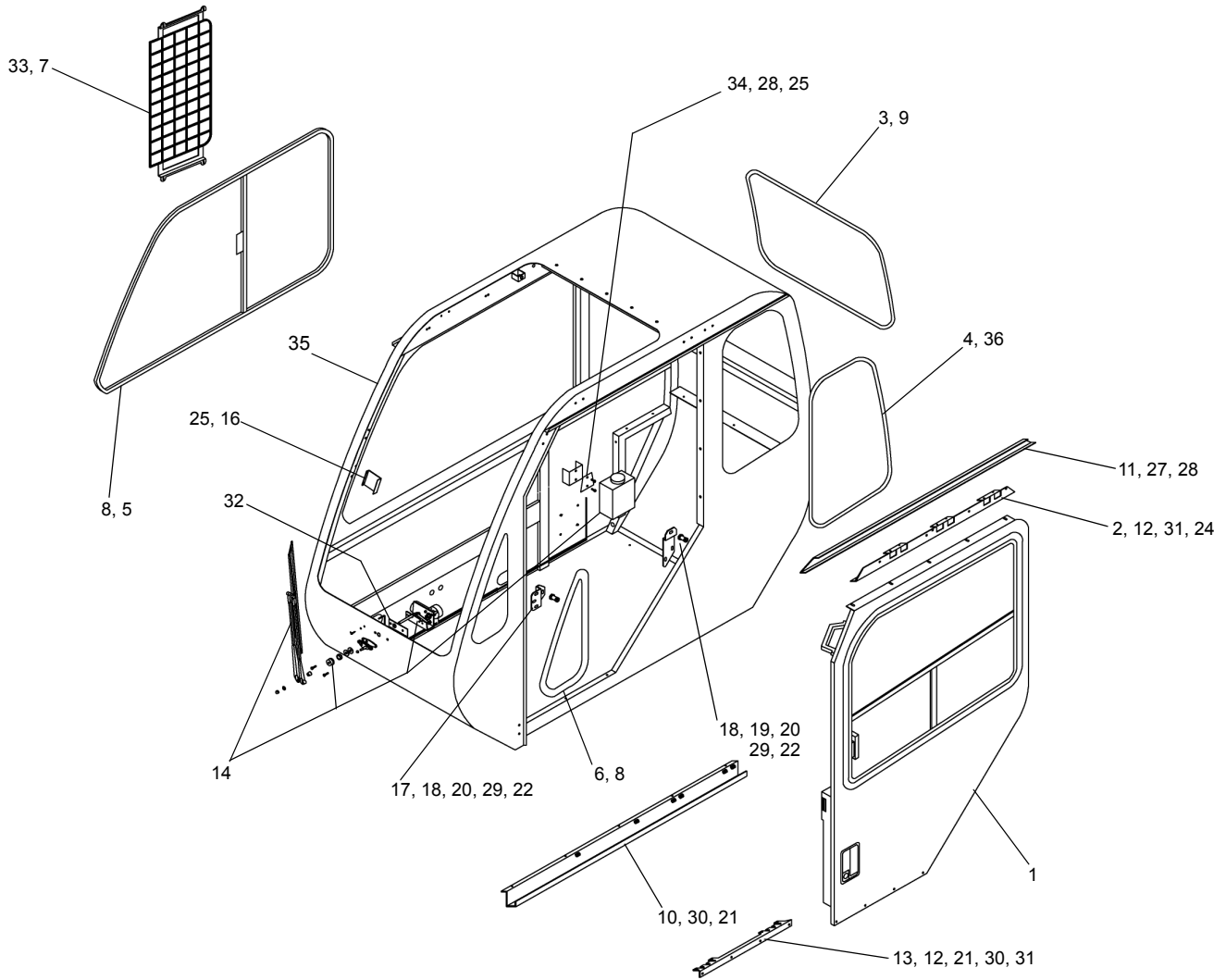
WHEN ORDERING PARTS, SPECIFY MODEL NUMBER, SERIAL NUMBER AND DESCRIPTION OF PARTS REQUIRED



UPPER CAB ASSEMBLY

DATE: Revised 12-2014
 MODEL: T780
 PAGE 27.22

GROUP
27



REF	PART NO.	DESCRIPTION	QTY	REF	PART NO.	DESCRIPTION	QTY
T120173 (Rev D) Cab, Operators							
1	219087	Door Assembly	1	20	216393	Screw, 3/8-16 X 3/4", HXFLG, YZC	2
2	219088	Bracket, Upper Roller	1	21	216374	Screw, 3/8-16 X 3/4", SOCBTN, YZ	9
3	216871	Glass - Rear	1	22	215975	Screw, 5/16-18 X 3/4", HXFLG, YZC	5
4	216360	Glass - LH Rear	1	23*	216377	Screw, S/M, #8 X 5/8", PHPA, Zinc	4
5	219108	Window, Sliding RH	1	24	216378	Screw, 1/4-20 X 1/2", HXFLG, YZC	5
6	216363	Glass, LH Front	1	25	215217	Screw, 10-24 X 1/2", PHPA, YZC	4
7	220606	Guard, Window	1	26*	216911	Insert, 10-24, AKS4-1024-13	4
8	215595	Windshield Seal - Large	18FT	27	215115	Nut, Lock, 10-32, NYL, Zinc	5
9	215596	Window Seal (1/8" Offset)	9 FT	28	215212	Washer, Flat, #10, YZC	6
10	219089	Track, Lower Roller	1	29	215223	Washer - 5/16 YZC	4
11	219090	Track, Upper Roller	1	30	220581	Washer, Flat, 3/8, YZ	9
12	219091	Bearing, Sealed Roller	19	31	216438	Screw, SHLDR, 3/8ØX3/8 Long, SS	19
13	219092	Bracket, Lower Roller	1	32	216869	Shim - Front Wiper	1
14		Wiper Assembly, Front	1	33	216904	Screw, #10-24 X 1/2, PHPA, SS, BLACK	4
16	216370	Wiper Blade Rest	1			Washer, Flat, #10, YZC	1
17	219282	Striker Bolt Bracket	1	34	215212	Washer, Flat, #10, YZC	1
18	216372	Internal Thread Striker	2	35	220607	Cab Weldment	1
19	216373	Striker Bolt Bracket, Rear	1	36	216874	Windshield Seal, Small	9 FT

* ITEMS 23 & 26 ARE NOT SHOWN IN THE ILLUSTRATION

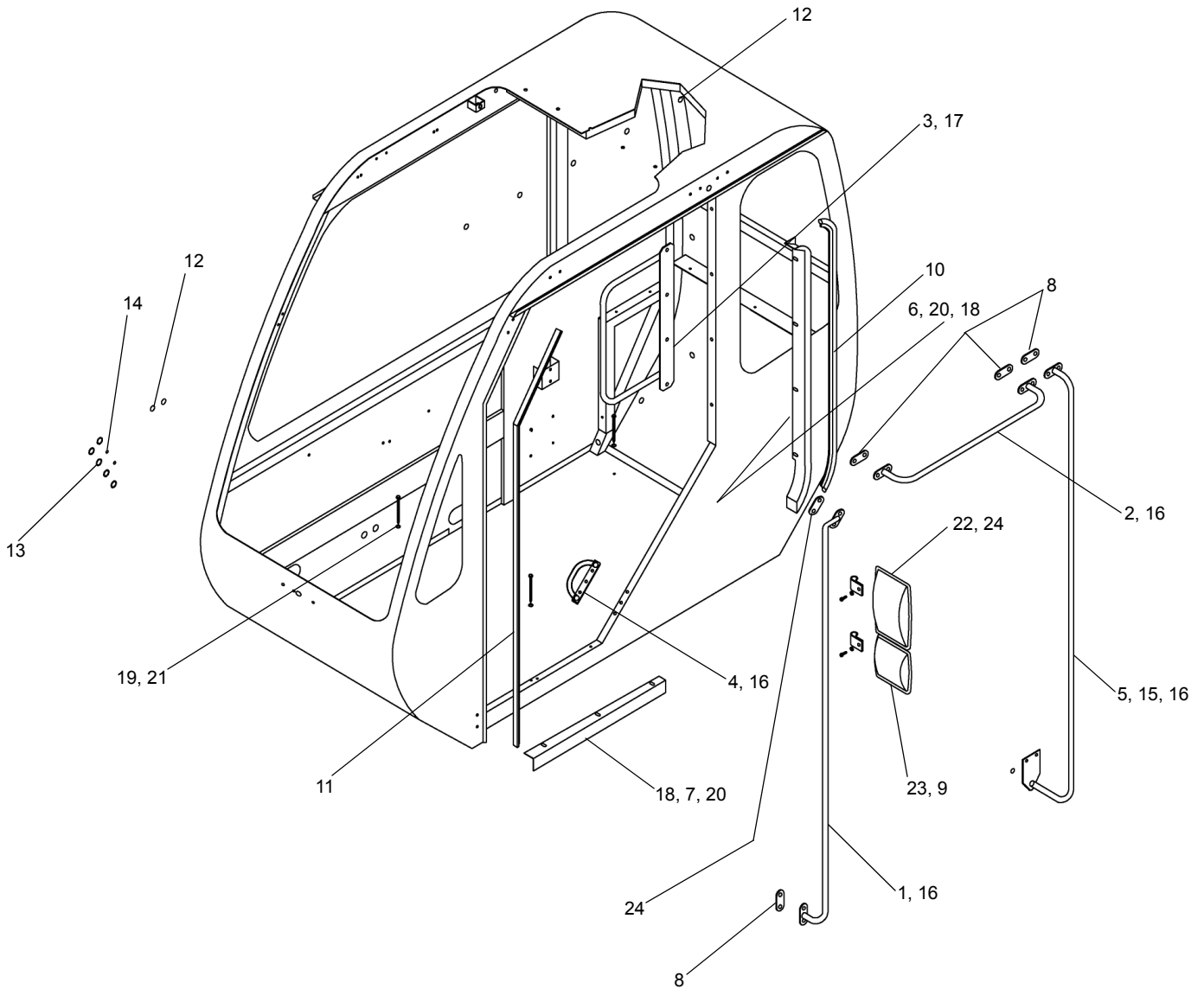
WHEN ORDERING PARTS, SPECIFY MODEL NUMBER, SERIAL NUMBER AND DESCRIPTION OF PARTS REQUIRED



OPERATOR'S CAB

DATE: Revised 10-2014
 MODEL: T780
 PAGE 27.23

GROUP
27



REF	PART NO.	DESCRIPTION	QTY	REF	PART NO.	DESCRIPTION	QTY
T120173 (Rev D) Cab, Operators (Contd..)							
1	216380	Handle/Mirror Mount BRKT WLDMNT..	1	13	216391	3/4 -16 Hydraulic Plastic Plug	10
2	216381	Handle WLDMNT, Horizontal Upper.....	1	14	216392	3/8" NPT Plastic Plug	4
3	220608	Handle, Door Post.....	1	15	215228	5/8" DIA Hole Plug, Black.....	1
4	219093	Lower Handle.....	1	16	215975	Screw, 5/16-18 X 3/4", HXFLG, YZC ...	17
5	216384	Handle Weldment	1	17	216393	Screw, 3/8-16 X 3/4", HXFLG, YZC	3
6	216385	Door Sealer Strip Weldment	1	18	215215	Screw, 1/4-20 X 3/4" PHPA, YZC	7
7	216386	Sealer Strip, Door	1	19	216394	Screw ,LAG, 3/8 X 4", Zinc.....	4
8	216387	Gasket, Handle Pad.....	4	20	216396	Washer, Flat, 1/4", YZC	7
9	216875	Mirror Assembly Kit.....	2	21	216397	Washer, Flat, 5/16", Zinc.....	4
10	216389	Large Bulb Trim Seal	4 FT	22	216876	Mirror, Upper 6.5 X 10 Stainless	1
11	216390	Trim Seal.....	6 FT	23	216877	Mirror, Lower 6.5 X 6 Stainless	1
12	215219	Plug, 3/4" Button, Nylon, Black	8	24	216878	Gasket, Handle Pad	1

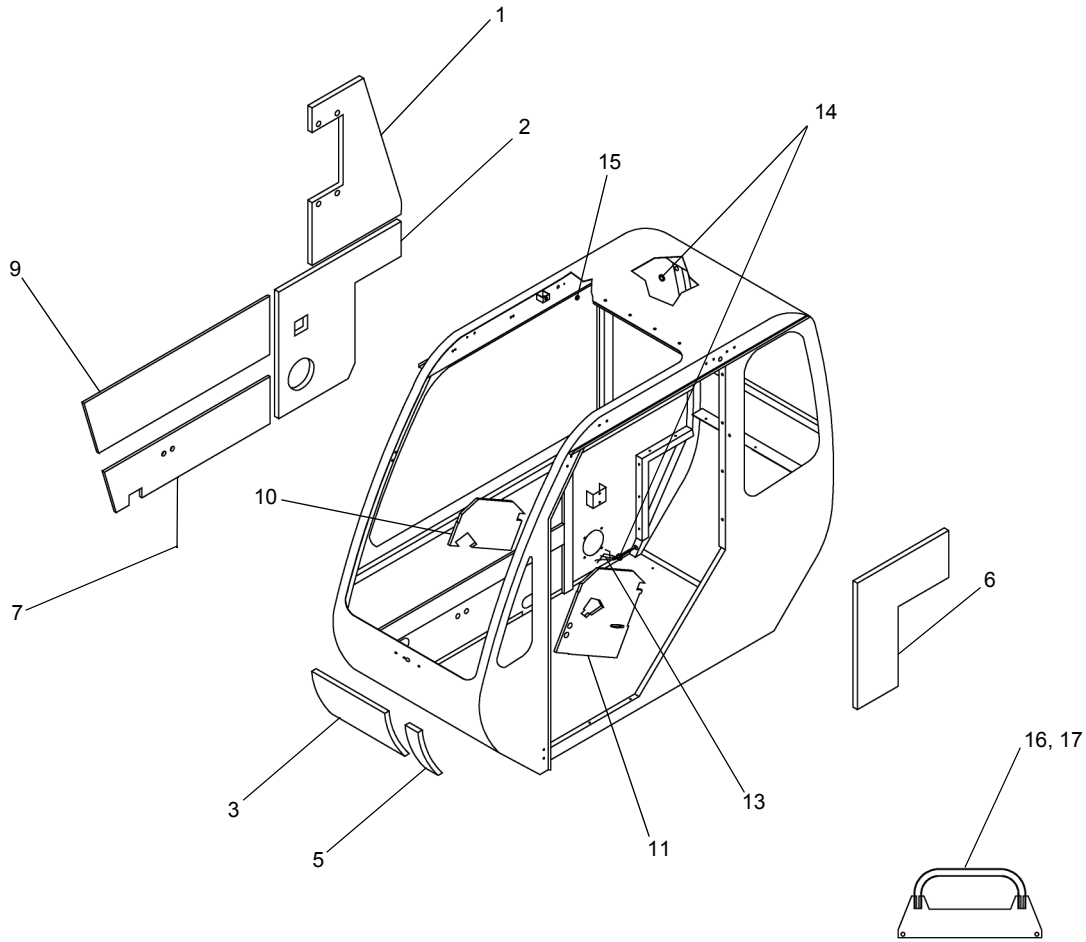
WHEN ORDERING PARTS, SPECIFY MODEL NUMBER, SERIAL NUMBER AND DESCRIPTION OF PARTS REQUIRED



OPERATOR'S CAB

DATE: Revised 10-2014
 MODEL: T780
 PAGE 27.24

GROUP
27



REF	PART NO.	DESCRIPTION	QTY
T120173 (Rev D) Cab, Operators (Contd..)			
1	216398	Foam - RH, Rear, Upper.....	1
2	220609	Foam - RH, Rear, Lower.....	1
3	216400	Foam - Front, RH.....	1
5	216402	Foam - Front, LH.....	1
6	216403	Foam - LH, Rear, Lower.....	1
7	216404	Foam - RH, Lower.....	1
9	220610	Foam - RH, Above Console.....	1
10	216407	Foam - Dash RH.....	1
11	216408	Foam - Dash, LH.....	1
13	216409	Wiring Harness.....	1
14	215613	Grommet, 5/8" Diameter Hole...	2
15	216411	Grommet, 3/8" Diameter Hole...	1
16	219095	Grab Handle.....	1
17	215975	Screw, 5/16-18 x 3/4", HWH.....	2

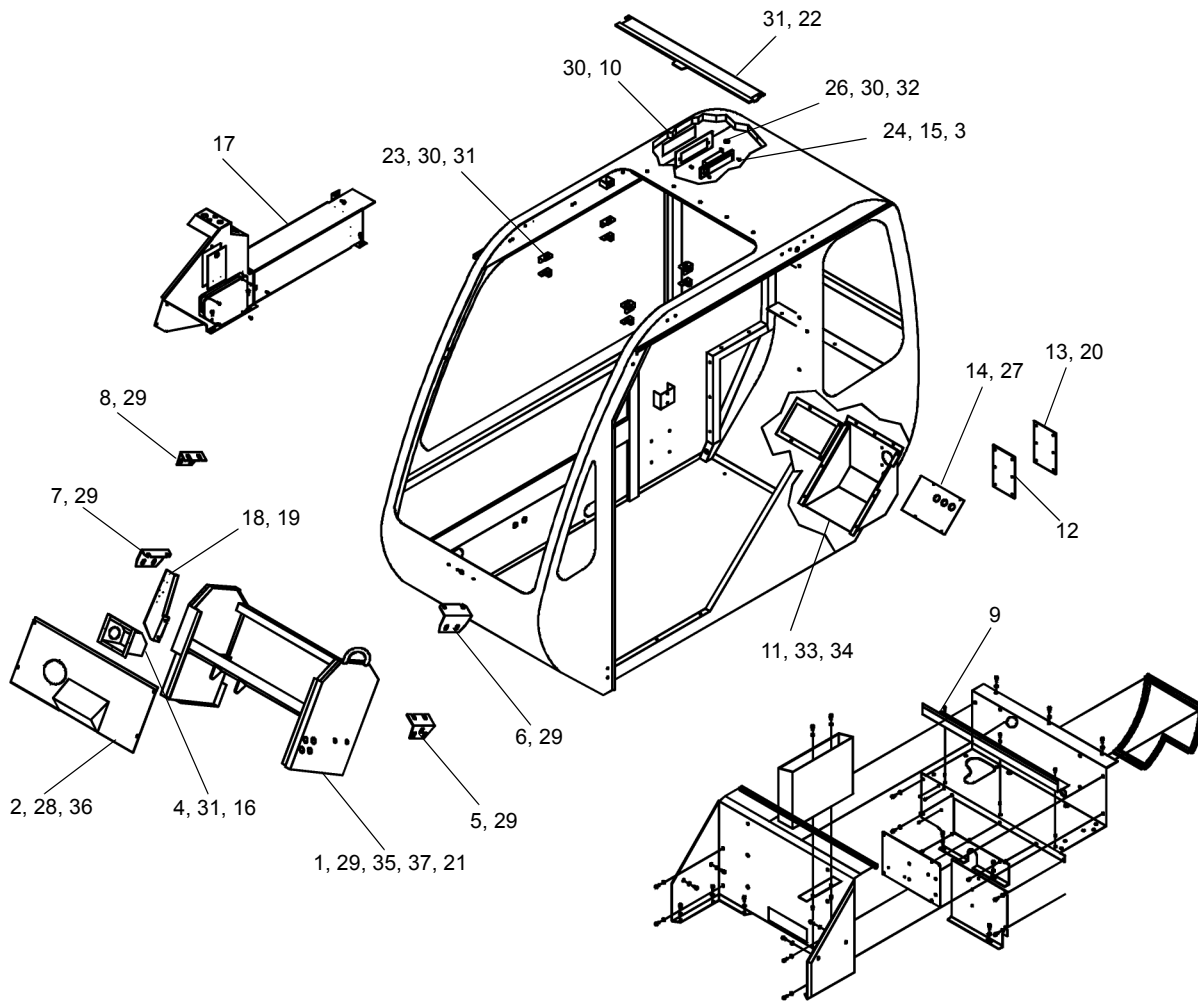
WHEN ORDERING PARTS, SPECIFY MODEL NUMBER, SERIAL NUMBER AND DESCRIPTION OF PARTS REQUIRED



OPERATOR'S CAB

DATE: Revised 10-2014
 MODEL: T780
 PAGE 27.25

GROUP
27



REF	PART NO.	DESCRIPTION	QTY	REF	PART NO.	DESCRIPTION	QTY
T120173 (Rev D) Cab, Operators (Contd..)							
1	216412	Dash Frame Weldment.....	1	20	220127	Screw, #10-24 X 3/4", PHPA, SS	6
2	216413	Dash Cover Weldment.....	1	21	215223	Washer, Flat, 5/16", YZC	10
3	216377	Screw, #8 x 5/8, PHIL, MS.....	3	22	216423	Blind, Roller-Corbeau Mat	1
4	216414	Defroster Plenum.....	1	23	216424	Bracket Assembly, Shade Clips	4
5	216415	Bracket, Dash LH, Lower.....	1	24	215615	Dome Light W/Switch.....	1
6	216416	Bracket, Dash LH, Upper.....	1	25*	216855	Terminal, Heat Shrink.....	1
7	216417	Bracket, Dash RH, Lower	1	26	216411	Grommet, 3/8" Diameter Hole	1
8	216418	Bracket, Dash RH, Upper	1	27	223402	Screw, 1/4-20 X 3/4", PHPA, SS	4
9	219097	A/C Shelf Assembly.....	1	28	215215	Screw, 1/4-20 x 3/4", PHPA, YZC.....	4
10	219098	Cover, Access-Dome Light	1	29	215975	Screw, 5/16-18 x 3/4", HXFLG, YZC....	18
11	220611	Heater Box Assembly	1	30	215238	Screw, 8-32 x 1/2", PHPA, YZC.....	20
12	220612	Gasket	1	31	215217	Screw, 10-24 x 1/2", PHPA, YZC.....	14
13	220613	Cover Plate, Heater Box.....	1	32	216395	Insert, 1/4-20, AKS4-420-165.....	2
14	223400	Rear Cover	1	33	216856	Screw, #10-32 x 1", PHPA, SS	9
15	216885	Butt Splice.....	1	34	223403	Washer, Flat #10, SS	9
16	216861	Grommet, 1/2 OD, 1/4 ID.....	1	35	215225	Nut, Hex, 5/16 - 18, Zinc	8
17	223401	Cableway Assembly	1	36	216928	Washer, Flat, 1/4", YZC	4
18	220615	Mounting Plate, Fire Extinguisher...	1	37	215224	Washer, Lock, 5/16", YZC	8
19	220616	Screw, 5/16-18 x 1, HXFLG, YZ.....	2				

* ITEM 25 IS NOT SHOWN IN THE ILLUSTRATION.

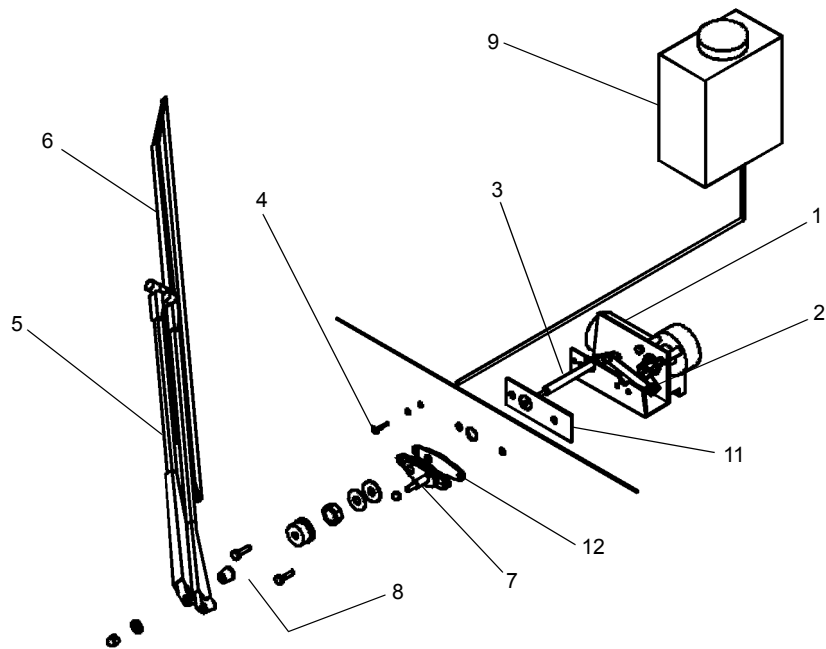
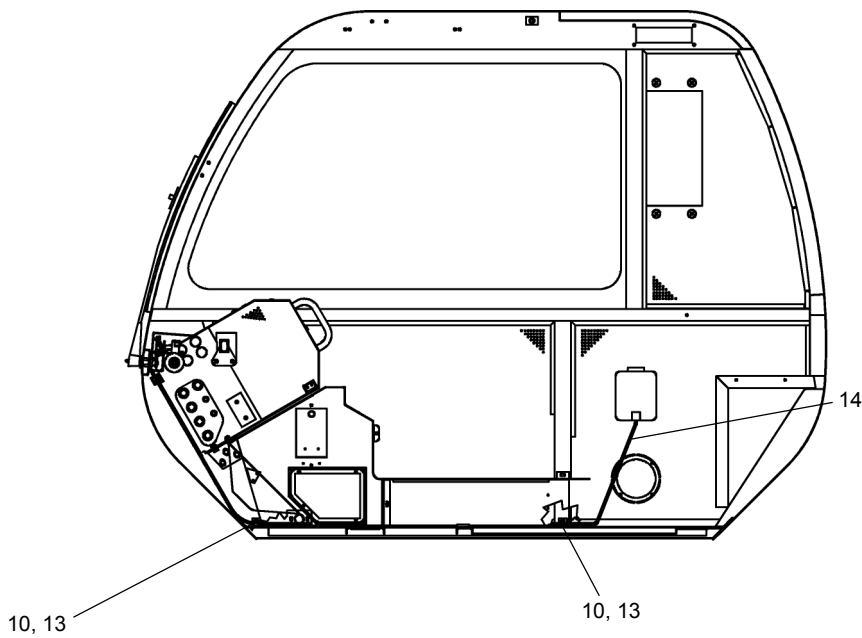
WHEN ORDERING PARTS, SPECIFY MODEL NUMBER, SERIAL NUMBER AND DESCRIPTION OF PARTS REQUIRED



OPERATOR'S CAB

DATE: Revised 10-2014
 MODEL: T780
 PAGE 27.26

GROUP
27



REF	PART NO.	DESCRIPTION	QTY
T120173 (Rev D) Cab, Operators (Contd..)			
1	216744	WJ 2 Speed Motor Kit W/ Hardware (12V) ...	1
2	216864	Drive Arm, 62°	1
3	216746	Pivot Shaft, 2"	1
4	216865	Grommet - Wet Arm Tubing	1
5	216866	Arm, Pantograph Black, 24", Wet	1
6	216745	Flex Blade, 28" - Black.....	1
7	216740	Pantograph Kit, Black	1
8	216867	Screw, 1/4-28 x 1-1/2", HXHD, SS, BLK.....	2
9	216868	Reservoir Kit, Denso (12V)	1
10	216857	Cable Clip	2
11	216869	Shim.....	1
12	216870	Gasket, Pantograph Kit.....	1
13	216862	Wire Tie.....	2
14	216942	Hose, 5/32, Washer	10

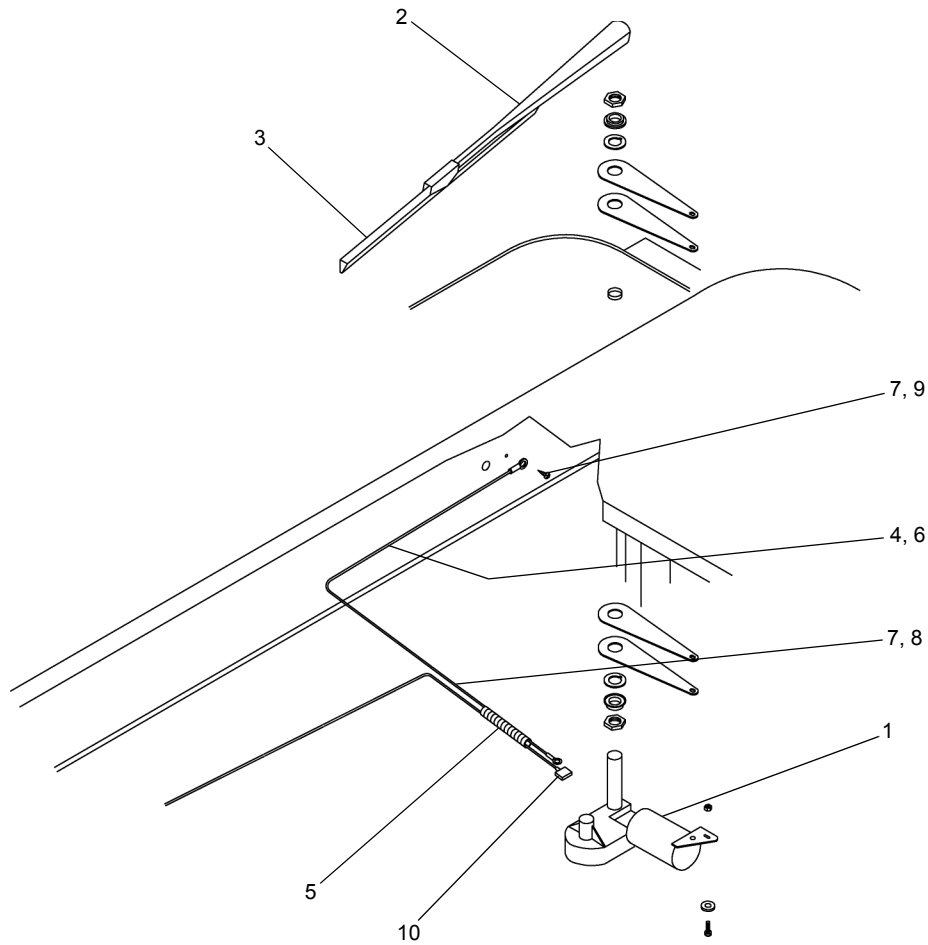
WHEN ORDERING PARTS, SPECIFY MODEL NUMBER, SERIAL NUMBER AND DESCRIPTION OF PARTS REQUIRED



FRONT WIPER/WASHER ASSEMBLY

DATE: Revised 10-2014
 MODEL: T780
 PAGE 27.27

GROUP
27



<u>REF</u>	<u>PART NO.</u>	<u>DESCRIPTION</u>	<u>QTY</u>
	T120173 (Rev D)	<i>Cab, Operators (Contd..)</i>	
1	216852	Wiper Motor Assembly	1
2	216853	Arm ADJ 10.75" - 15" Black	1
3	216854	Flex Blade, 18"	1
4	216855	Terminal, Heat Shrink	1
5	216863	Loom	1.5
6	216410	Ground Wire	1
7	215218	Screw, S/T #10 X 1/2 SLT HX, Z	3
8	220623	Steel Loop Strap Rubber - Cushioned	2
9	215216	Terminal Eye INS 0.25" 14 GA	3
10	216858	Terminal, Female	1

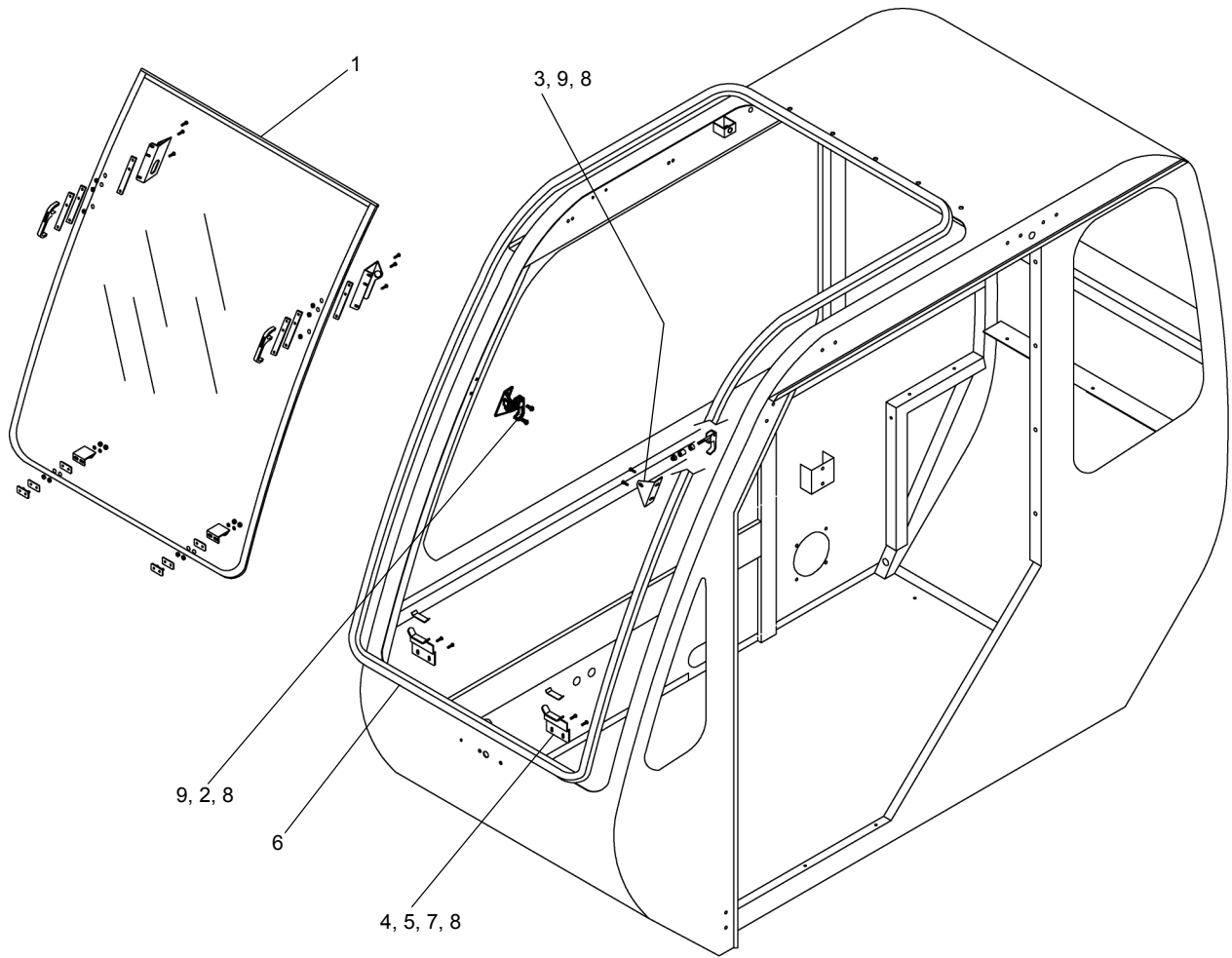
WHEN ORDERING PARTS, SPECIFY MODEL NUMBER, SERIAL NUMBER AND DESCRIPTION OF PARTS REQUIRED



CAB ROOF WIPER ASSEMBLY

DATE: Revised 10-2014
 MODEL: T780
 PAGE 27.28

GROUP
27



<u>REF</u>	<u>PART NO.</u>	<u>DESCRIPTION</u>	<u>QTY</u>
	T120173 (Rev D)	<i>Cab, Operators (Contd..)</i>	
1	220624	Production Windshield	1
2	223396	Latch Bracket, Windshield - RH	2
3	223397	Latch Bracket, Windshield - LH.....	2
4	216895	Bracket - Windshield Clip.....	2
5	220625	Washer, Lock, 1/4, SS	4
6	220171	Seal, Trim, 3/4 Bulb	18'
7	220626	175B-3 X 1/16, BLK Trim	4"
8	220627	Screw, 1/4-20 X 5/8, HX, SS, BLK.....	8
9	223395	Latch	2

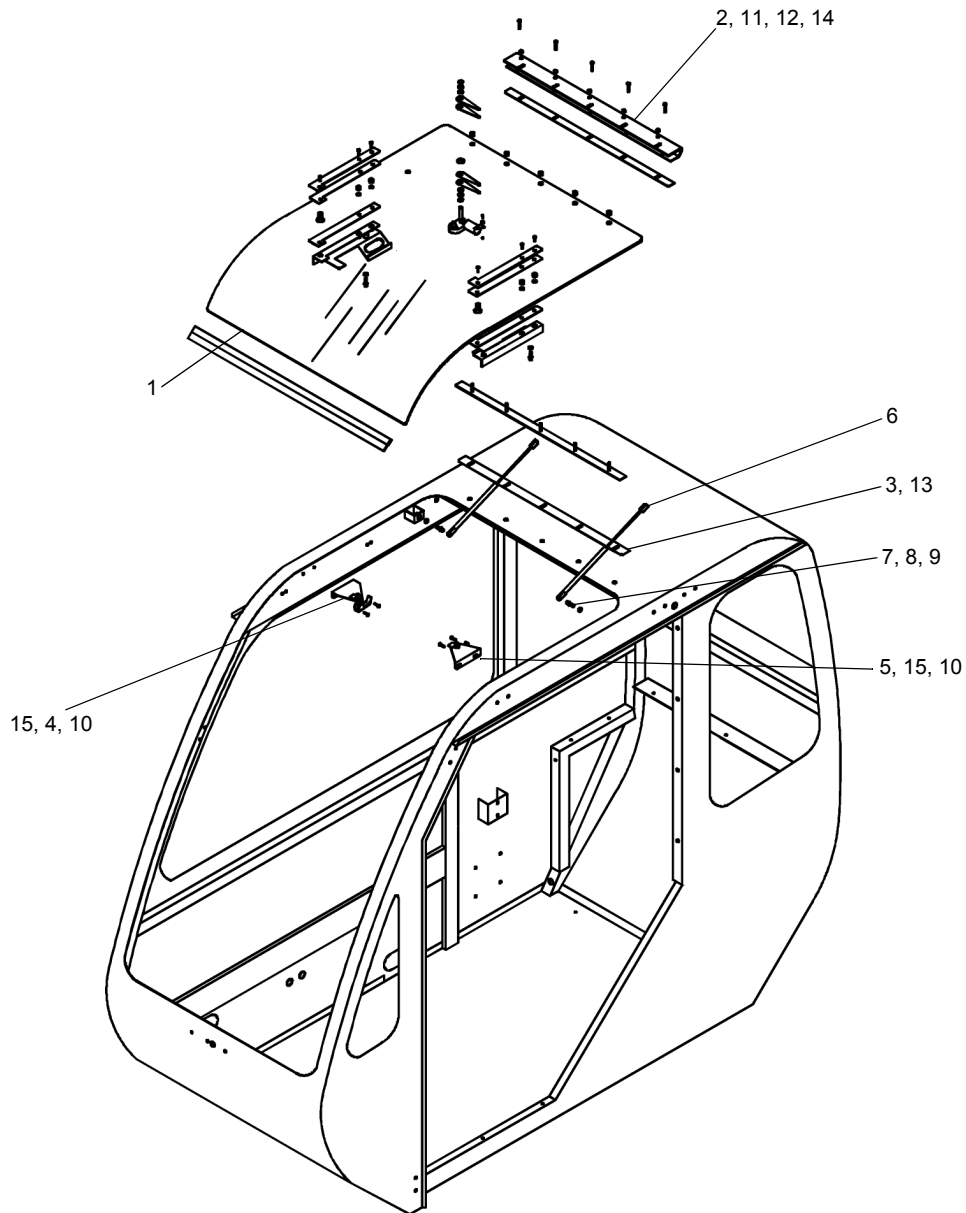
WHEN ORDERING PARTS, SPECIFY MODEL NUMBER, SERIAL NUMBER AND DESCRIPTION OF PARTS REQUIRED



**OPERATOR'S CAB
FRONT WINDSHIELD**

DATE: Revised 10-2014
MODEL: T780
PAGE 27.29

**GROUP
27**



REF	PART NO.	DESCRIPTION	QTY
	T120173 (Rev D) Cab, Operators (Contd..)		
1	220628	Hatch Production.....	1
2	216915	Hatch Hinge.....	1
3	216918	Gasket - Hatch Hinge, Cab.....	1
4	223398	Latch Keeper, Steel - RH.....	1
5	223399	Latch Keeper, Steel - LH.....	1
6	216920	Spring, Gas.....	2
7	216919	Ball Studs W/5/16-18 Thread.....	2
8	215223	Washer - 5/16" Flat, YZ.....	4
9	215224	Washer, Lock, 5/16, YZ.....	4
10	220627	Screw, 1/4-20 X 5/8, HX, SS, BLK.....	4
11	216924	Nut, Lock, 1/4-20, NYL, SS, BLK.....	5
12	216926	Screw, 1/4-20X1, SLT WH, SS, BLK.....	5
13	216927	1/16 X 3/4 BLK Foam Mounting Tape.....	5"
14	216928	Washer - 1/4" Flat, SS, Black.....	5
15	223395	Latch.....	2

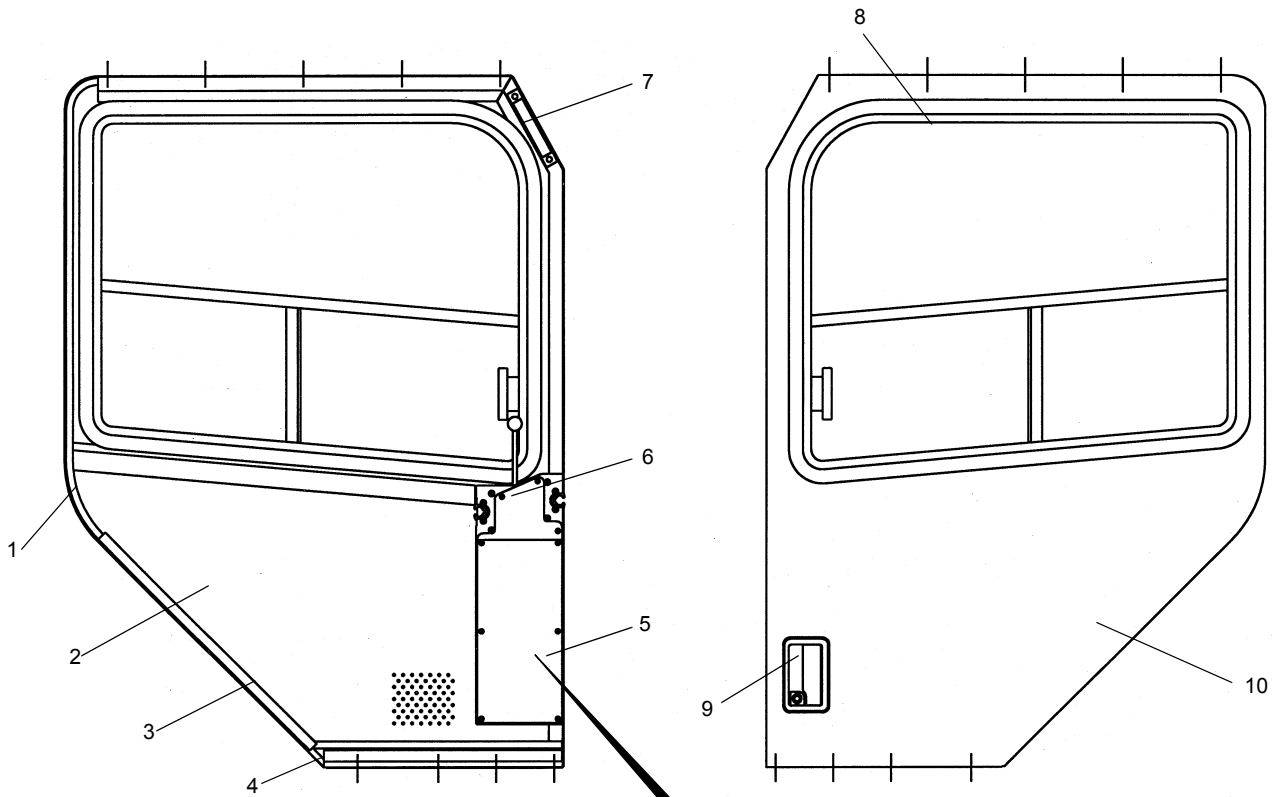
WHEN ORDERING PARTS, SPECIFY MODEL NUMBER, SERIAL NUMBER AND DESCRIPTION OF PARTS REQUIRED



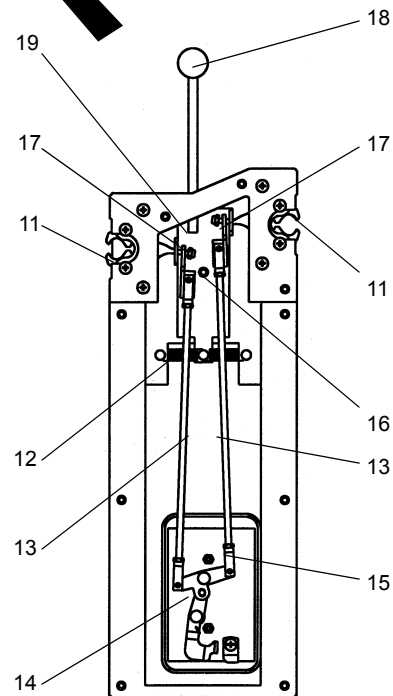
OPERATOR'S CAB ROOF HATCH

DATE: Revised 10-2014
MODEL: T780
PAGE 27.30

GROUP
27



REF	PART NO.	DESCRIPTION	QTY
	219087	Door Assembly, Upper	
1	216445	Trim Seal	4FT
2	216430	Foam, Door	1
3	216390	Trim Seal	3FT
4	219111	Filler, Door Channel	1
	215212	Flatwasher, #10	4
	216911	Insert, 10-24	4
	215217	Screw, 10-24 x 1/2	3
5	216432	Cover, Lower Latch Box	1
	216911	Insert, 10-24	2
	215217	Screw, 10-24 x 1/2	2
6	216431	Cover, Upper Latch Box	1
	216911	Insert, 10-24	3
	215217	Screw, 10-24 x 1/2	3
7	215603	Grab Handle	1
	215215	Screw, 1/4-20 x 3/4"	2
8	216429	Window, Sliding - Door	1
	215595	Windshield Seal, Large	12FT
9	216435	Latch, Rotary Paddle	REF
10	219110	Door Weldment	1
11	215088	DBLRTR Hold Open	1
	215215	Screw, 1/4-20 x 3/4"	4
12	216442	Spring, Extension	2
13	216443	Rod, LH	2
14	216435	Latch, Rotary Paddle	1
15	216436	Link, Pin & Clip	4
	216437	Shackle	4
	215086	Hexnut, 1/4-20	4
16	216438	Screw, Shoulder 3/8 Dia x 3/8"	1
	216439	Washer, 3/8" Brass	2
17	216441	Shackle Mount, LH/RH	2
	216447	Locknut, 1/4-20, Nyl	2
18	216446	Knob, Handle	1
19	216440	Plate, Pivot W/Handle	1



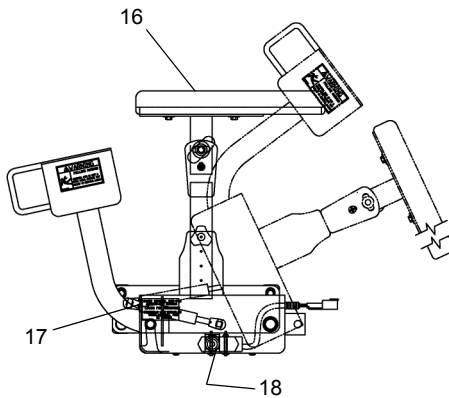
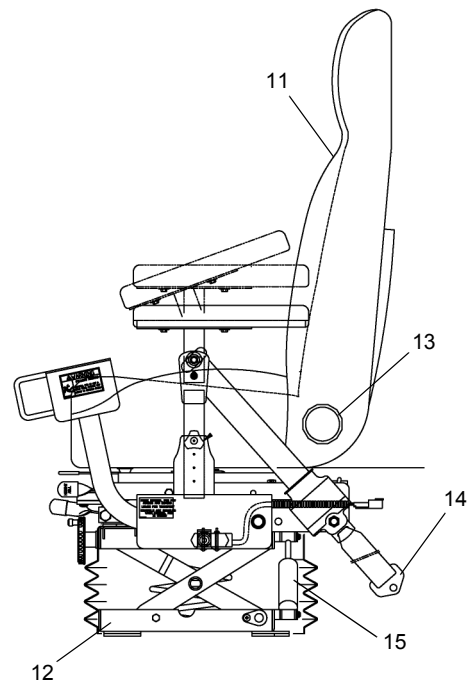
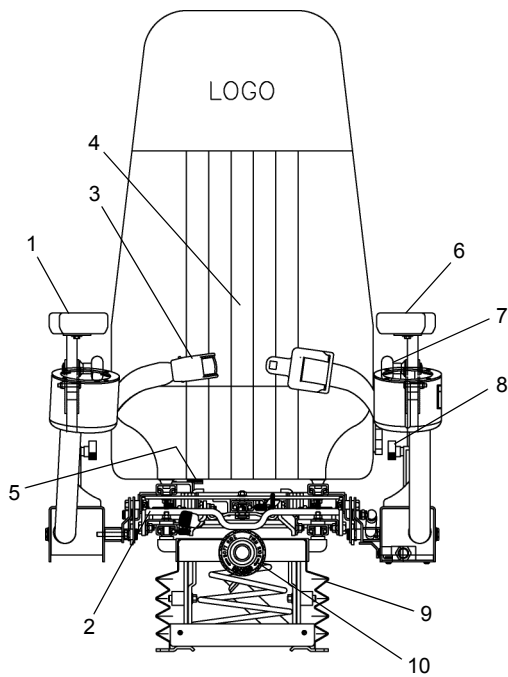
WHEN ORDERING PARTS, SPECIFY MODEL NUMBER, SERIAL NUMBER AND DESCRIPTION OF PARTS REQUIRED



OPERATOR'S CAB DOOR

DATE: Revised 07-2012
 MODEL: T780
 PAGE 27.31

GROUP
27



REF	PART NO.	DESCRIPTION	QTY
	719 0200 (Rev C)	<i>Slimline Seat</i>	
1	217777	Right Hand Arm Pad	1
2	217786	MECH. HGT. Riser	1
3	217780	Lap Belt.....	1
4	217781	Cushion Cover	1
5	222422	Seat Adjustment Tracks Set	1
6	217778	Left Hand Arm Pad	1
7	217783	Arm Pivot ADJ. Knob	1
8	217794	Arm ADJ. Knob	1
9	217784	Bellows.....	1
10	217785	Weight ADJ. Knob.....	1
11	217787	Back Cover	1
12	217791	Heavy Duty Low Profile Suspension	1
13	217788	Recliner Knob	1
14	217789	Tether Kit	1
15	223131	Heavy Duty Shock Absorber	1
16	217779	Set of Arm Pads.....	1
17	217792	Gas Spring W/HDWA.....	1
18	217793	Kit, Switch For Left Arm Only	1
18A	227022	Kit, Switch For Left Arm Only.....	1

WHEN ORDERING PARTS, SPECIFY MODEL NUMBER, SERIAL NUMBER AND DESCRIPTION OF PARTS REQUIRED



SEAT, UPPER

DATE: Revised 10-2013
 MODEL: T780
 PAGE 27.32

GROUP
27

<u>REF</u>	<u>PART NO.</u>	<u>DESCRIPTION</u>	<u>QTY</u>
	T122643 (Rev A)	<i>Remote Drive ASSY, Operator Cab</i>	
1	714A1592	Remote Control.....	1
2	714 1593	Harness, Remote Control	1
3	718 0849	Extension Harness, Lower	1
4	T122640	Remote Steer, Lower Assembly	1
5	717 0760	Harness, Remote Steer	1

ITEMS 1 TO 5 ARE NOT ILLUSTRATED

WHEN ORDERING PARTS, SPECIFY MODEL NUMBER, SERIAL NUMBER AND DESCRIPTION OF PARTS REQUIRED



**REMOTE DRIVE ASSY,
OPERATOR CAB**

DATE: Released 05-2013
MODEL: T780
PAGE 27.33

GROUP
27

<u>REF</u>	<u>PART NO.</u>	<u>DESCRIPTION</u>	<u>QTY</u>
	719A0432 (Rev C)	<i>Defroster Kit</i>	
1	719 0431	2 1/2" I.D. FLEX Hose X 10' LG.....	1
2	1240-40	2 1/4" To 3 1/8" Hose Clamp	2

ITEMS 1 AND 2 ARE NOT ILLUSTRATED

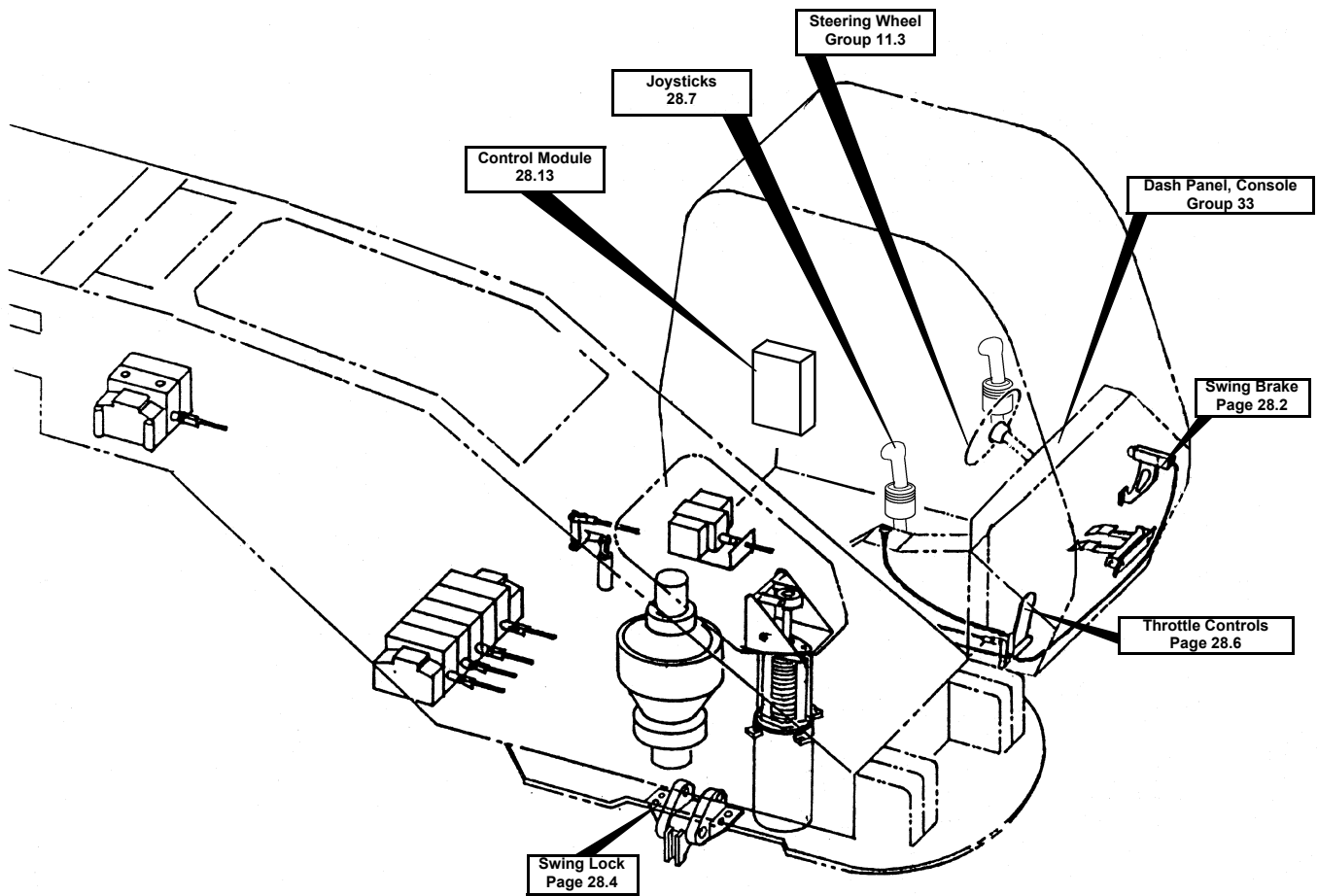
WHEN ORDERING PARTS, SPECIFY MODEL NUMBER, SERIAL NUMBER AND DESCRIPTION OF PARTS REQUIRED



DEFROSTER ASSY

DATE: Released 05-2013
MODEL: T780
PAGE 27.34

GROUP
27



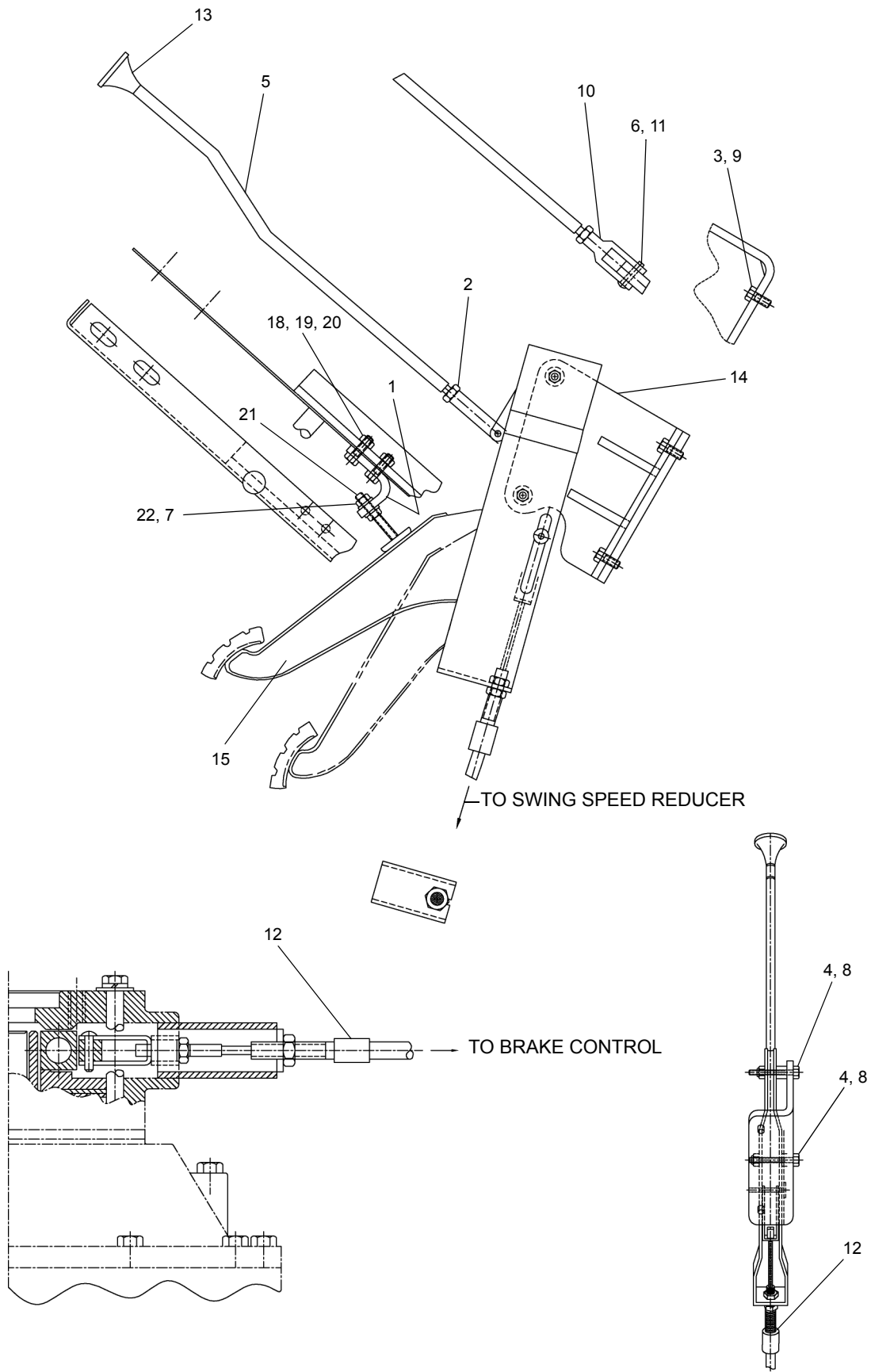
WHEN ORDERING PARTS, SPECIFY MODEL NUMBER, SERIAL NUMBER AND DESCRIPTION OF PARTS REQUIRED

 **TEREX**
P/N 12261-690

CONTROLS

DATE: Revised 05-2013
MODEL: T780
PAGE 28.1

GROUP
28



SEE PAGE 28.3

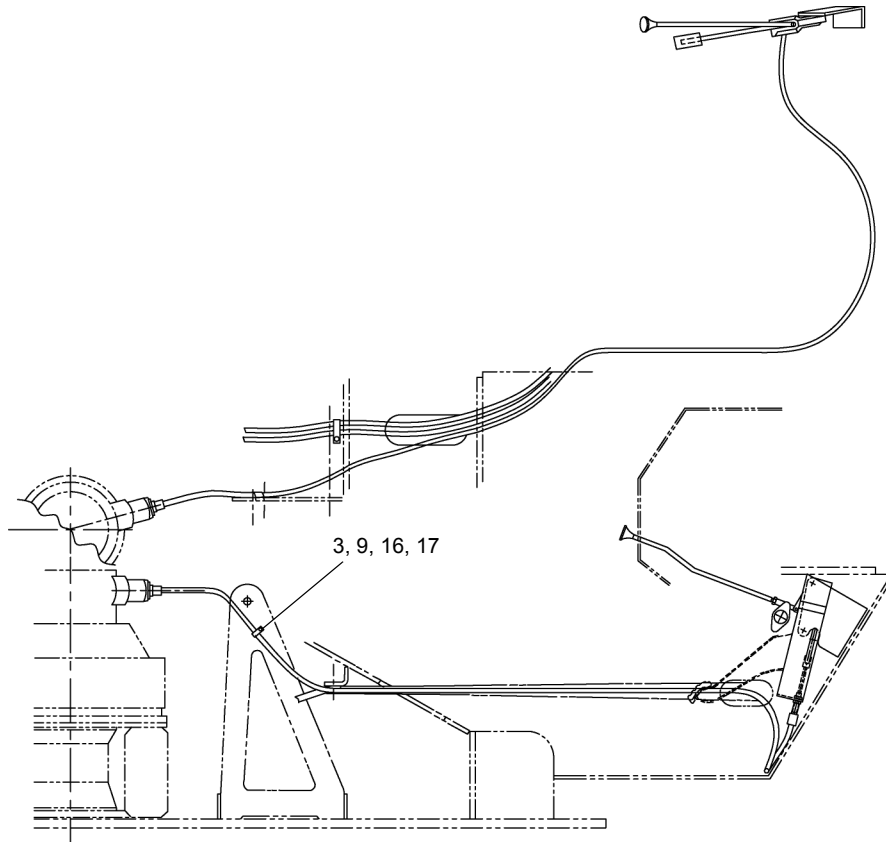
WHEN ORDERING PARTS, SPECIFY MODEL NUMBER, SERIAL NUMBER AND DESCRIPTION OF PARTS REQUIRED



SWING BRAKE CONTROL

DATE: Revised 05-2013
 MODEL: T780
 PAGE 28.2

GROUP
28



SEE PAGE 28.2

<u>REF</u>	<u>PART NO.</u>	<u>DESCRIPTION</u>	<u>QTY</u>
721A0261 (Rev A) <i>Swing Brake ASSY</i>			
1	709 3000	Bracket	1
2	1205-14	HEX Nut 1/4 - 28	1
3	1200-57	HHCS .38 X .75	3
4	1200-39	HHCS .31 X 2.0	2
5	714 0475	Shaft	1
6	1207-3	Cotter Pin.....	1
7	1209-3	Flatwasher 5/16"	2
8	1205-34	Locknut .31	2
9	1210-20	Lockwasher	3
10	2597	Clevis Yoke.....	1
11	2234	Pin	1
12	1291-184	Swing Brake Cable	1
13	1291-139	Knob	1
14	708F2465	Bracket	1
15	706 8774	Lever.....	1
16	200B2007-39	Clamp	1
17	1205-36	HEX Nut 3/8-16	1
18	1200-3	HHCS .25 X 1.0	2
19	1210-14	Lockwasher 1/4"	2
20	1205-13	HEX Nut 1/4"	2
21	1203-304	Bolt, Adjusting, .31 - 18 X 2.12	1
22	1205-25	Nut 5/16-18	2

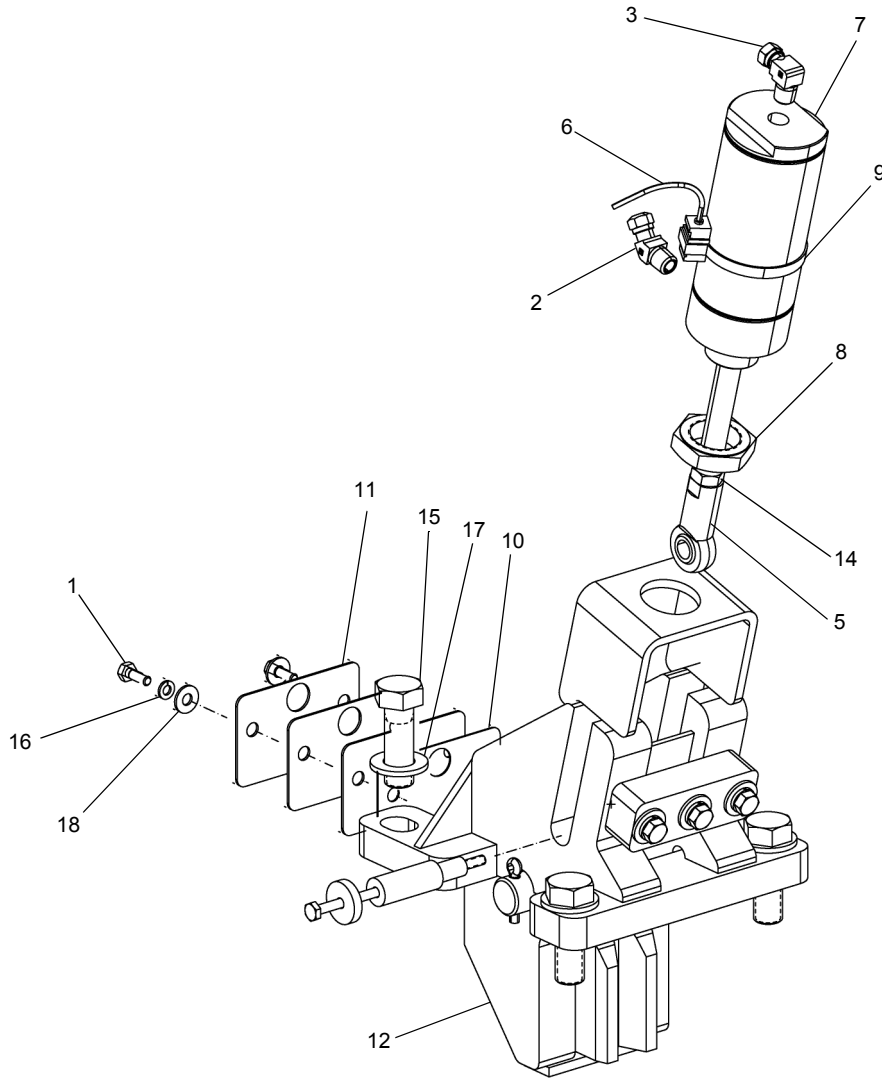
WHEN ORDERING PARTS, SPECIFY MODEL NUMBER, SERIAL NUMBER AND DESCRIPTION OF PARTS REQUIRED



SWING BRAKE CONTROL

DATE: Revised 05-2013
 MODEL: T780
 PAGE 28.3

GROUP
28



REF	PART NO.	DESCRIPTION	QTY
	718A0960 (Rev B)	House Lock Assembly	
1	1200-1	SCR, HHCS .25 UNC X .75 GR5.....	2
2	12019-411	Elbow 45 1/4" M NPT 1/4" Tube.....	1
3	12019-418	BPD-Male Elbow	1
4*	1266-1	Loom	30
5	422-3024	Rod End	1
6	714A1471	House Lock ASSY.....	1
7	718-0819	Cylinder.....	1
8	718-0820	Mounting Nut.....	1
9	718-0880	Clamp.....	1
10	718-0967	Shim - 20 GA.....	1
11	718-0968	Shim 16 GA.....	3
12	718A0962	House Lock ASSY.....	1
13*	MK255	Tie, Plastic.....	5
14	N05-500F000-25	Nut, HEX JAM 0.50-20, ST Z GR5.....	1
15	S01-750CB25-Y8	SCR, HHCS 0.75-10X2.25, ST YZ GR8	4
16	W07-250X000-20	WSH, LCK, MED SPLT 0.25, ST Z	2
17	WAN-75NX000-20	WSH, FL TYPA-NRW 0.75, ST Z.....	4
18	WAW-25WX000-20	WSH, FL TYPA-WID 0.25, ST Z.....	2

* ITEMS 4 & 13 ARE NOT SHOWN IN THE ILLUSTRATION

WHEN ORDERING PARTS, SPECIFY MODEL NUMBER, SERIAL NUMBER AND DESCRIPTION OF PARTS REQUIRED



SWING LOCK ASSY

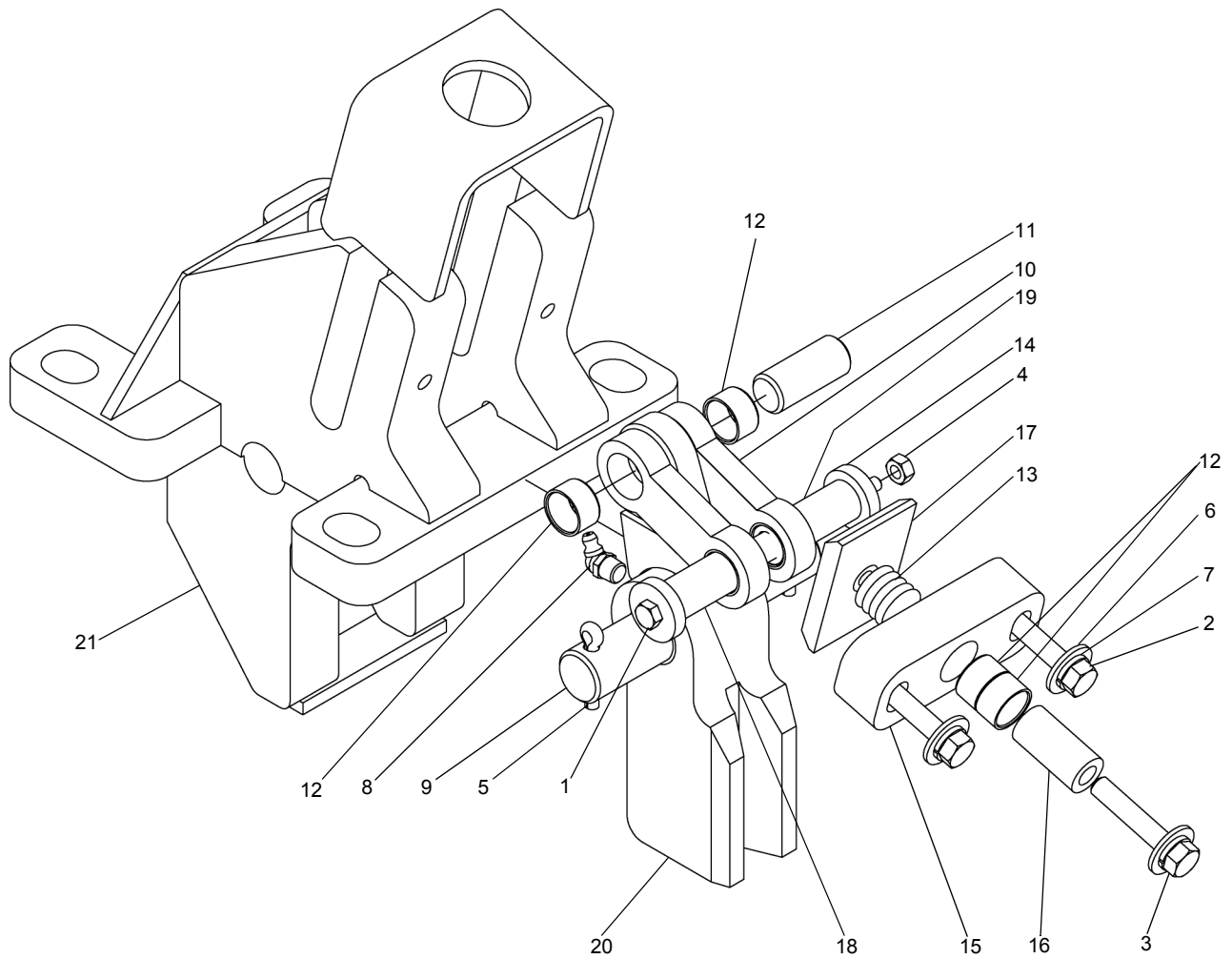
DATE: Revised 01-2011

MODEL: T780

PAGE 28.4

GROUP

28



<u>REF</u>	<u>PART NO.</u>	<u>DESCRIPTION</u>	<u>QTY</u>
	718A0962 (Rev A)	House Lock ASSY	
1	1200-401	1/4-20NC X 5.50 Bolt	1
2	1200-63	3/8-16NC X 2.00 Bolt	2
3	1200-67	3/8-16NC X 1.50 Bolt	1
4	1205-23	1/4-20NC Locknut	1
5	1207-40	Cotter Pin	2
6	1209-4	3/8 Flat Washer	3
7	1210-20	3/8 Lock Washer	3
8	1213-4	1/8 MPT Zerk 65°	1
9	708 0182	Pin	1
10	717 0895	Link	2
11	717 0896	Pin	1
12	717 0893	Bushing	6
13	717 0894	Spring	1
14	717 0899	Slug	2
15	717 0900	Plate - Spring	1
16	717 0901	Standoff	1
17	717 0902	Pad	1
18	718 0825	Pin	1
19	718 0826	Pin	1
20	718F0596	Lock Dog	1
21	718F0961	House Lock Mount	1

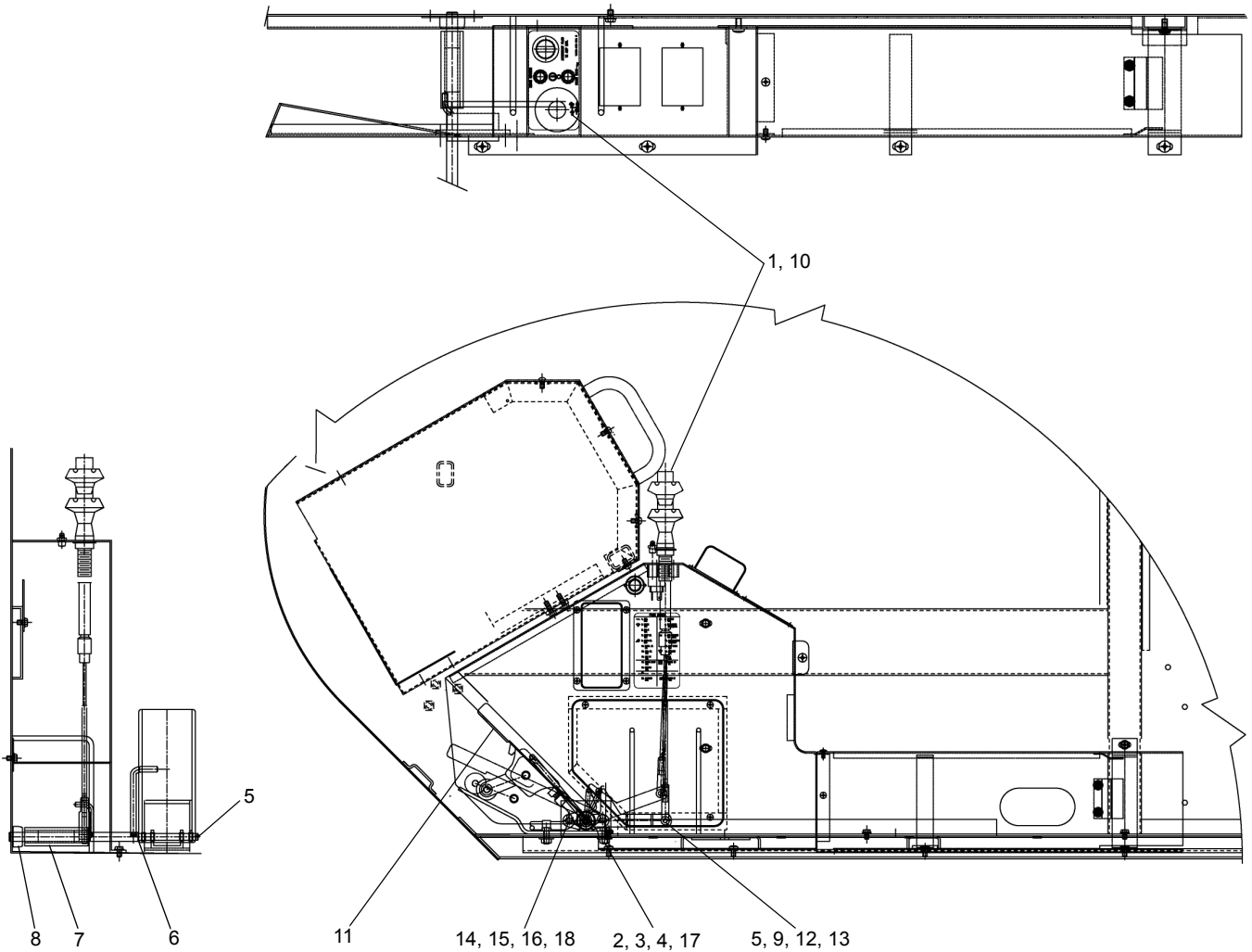
WHEN ORDERING PARTS, SPECIFY MODEL NUMBER, SERIAL NUMBER AND DESCRIPTION OF PARTS REQUIRED



HOUSE LOCK ASSY

DATE: Released 05-2013
 MODEL: T780
 PAGE 28.5

GROUP
28



REF	PART NO.	DESCRIPTION	QTY
	719A0408 (Rev D)	Throttle ASSY	
1	12400-940	Throttle Decal.....	REF
2	1200-31	Capscrew .31C X 1.00	1
3	1210-17	Washer, Lock, .31	2
4	1205-25	Nut, .31C.....	2
5	1207-1	Pin, Cotter	2
6	719F0421	Bellcrank	1
7	719F0423	Bellcrank Arm.....	1
8	1217-347	Bearing.....	1
9	2234	Pin.....	1
10	719 0403	Cable, Throttle	1
11	714 0935	Foot Pedal.....	1
12	1205-14	Nut, 0.25-28	1
13	2597	Yoke, Clevis	1
14	1200-1	Capscrew, 0.25-20 x 0.75	2
15	1210-14	Washer, Lock, 0.25	2
16	1205-13	Nut, 0.25-20	2
17	1200-33	Capscrew .31 X 1.25.....	1
18	1209-1	Flat Washer.....	4

WHEN ORDERING PARTS, SPECIFY MODEL NUMBER, SERIAL NUMBER AND DESCRIPTION OF PARTS REQUIRED



THROTTLE CONTROLS UPPER

DATE: Revised 01-2011
 MODEL: T780
 PAGE 28.6

GROUP
28



Joy Stick- Right Hand



Joy Stick- Left Hand

<u>REF</u>	<u>PART NO.</u>	<u>DESCRIPTION</u>	<u>QTY</u>	<u>REF</u>	<u>PART NO.</u>	<u>DESCRIPTION</u>	<u>QTY</u>
	719A0920 (Rev A)	ASSY Single Lever Controls			719A0921 (Rev A)	Dual Lever Single Axis ASSY	
	719 0919	Single Lever Dual Axis Control Box..... 1			719 0922	Dual Lever Single Axis Joystick, Right 1	
	719 0947	Single Lever Dual Axis Joystick, Right 1			719 0923	Dual Lever Single Axis Joystick, Left 1	
	719 0948	Single Lever Dual Axis Joystick, Left..... 1			719 0924	Dual Lever Single Axis, Control Box..... 1	

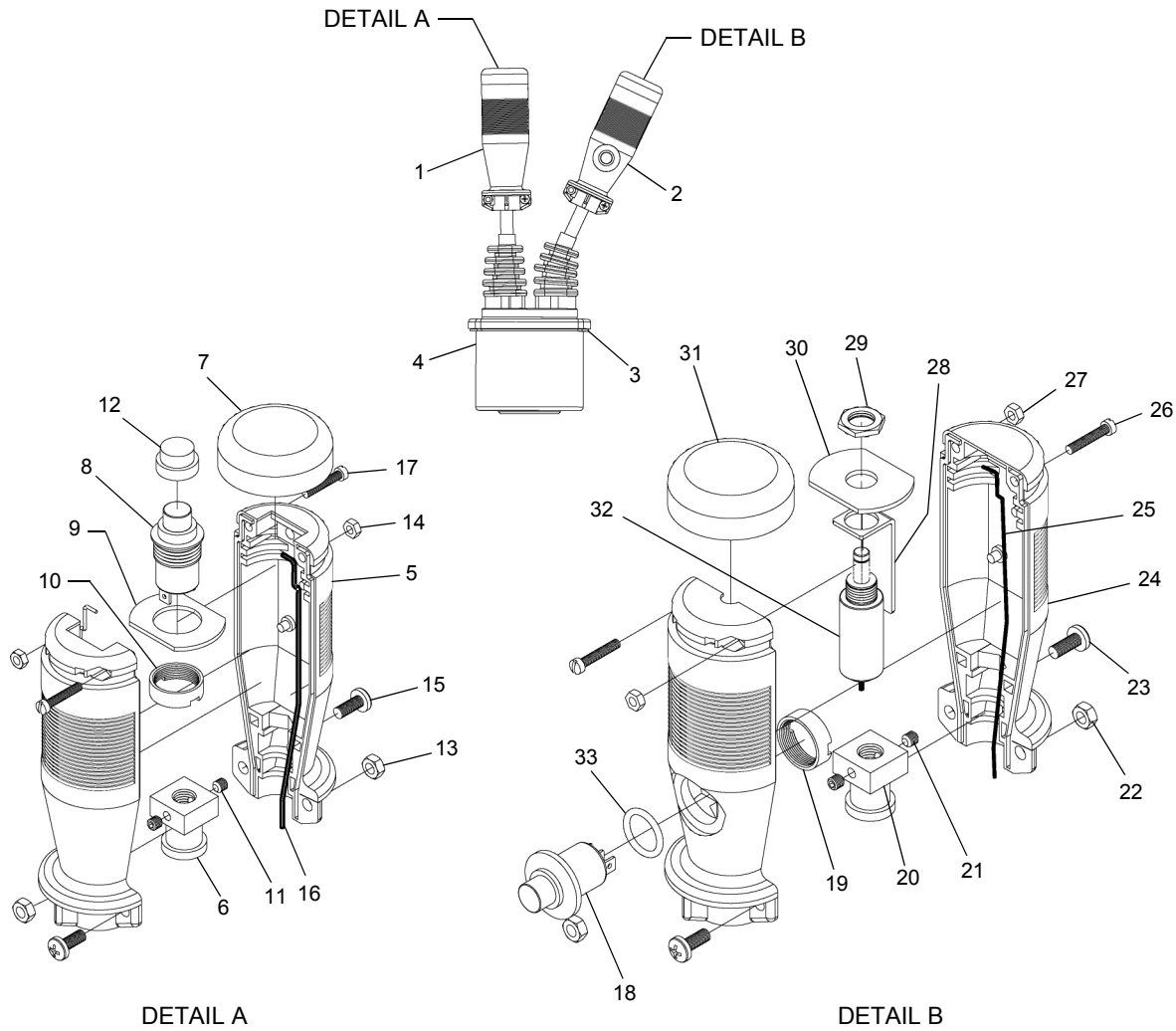
WHEN ORDERING PARTS, SPECIFY MODEL NUMBER, SERIAL NUMBER AND DESCRIPTION OF PARTS REQUIRED



MODULE ARM ASSEMBLIES

DATE: Revised 05-2013
 MODEL: T780
 PAGE 28.7

GROUP
28



REF	PART NO.	DESCRIPTION	QTY	REF	PART NO.	DESCRIPTION	QTY
719 0922 (Rev 00) <i>Right Arm Assembly - Single Axis</i>							
1	220653	Handle ASSY.....	1	220653	Handle ASSY		
2	220652	Handle ASSY.....	1				
3	220635	Can Gasket.....	1	18	220665	Push Button	1
4	220654	Can	1	19	220667	Push Button Nut.....	1
	220652	Handle ASSY		20	220655	Coupling.....	1
5	220660	Handle	2	21	220656	Set Screw	2
6	220655	Coupling	1	22	220658	Nut	2
7	220663	Boot	1	23	220659	Screw	2
8	220665	Push Button	1	24	220668	Handle Set.....	2
9	220666	Disc Top Push Button	1	25	220657	Gasket	2
10	220667	Push Button Nut	1	26	220662	Screw	2
11	220656	Set Screws	2	27	220661	Nut	2
12	220664	P.B. Knob.....	1	28	220669	Thumper Bracket	1
13	220658	Nut	2	29	220670	Nut	1
14	220661	Nut	2	30	220671	Plate.....	1
15	220659	Screw.....	2	31	220663	Boot	1
16	220657	Gasket	2	32	219978	Soleniod Assembly	1
17	220662	Screw.....	2	33	220672	"O" Ring	2

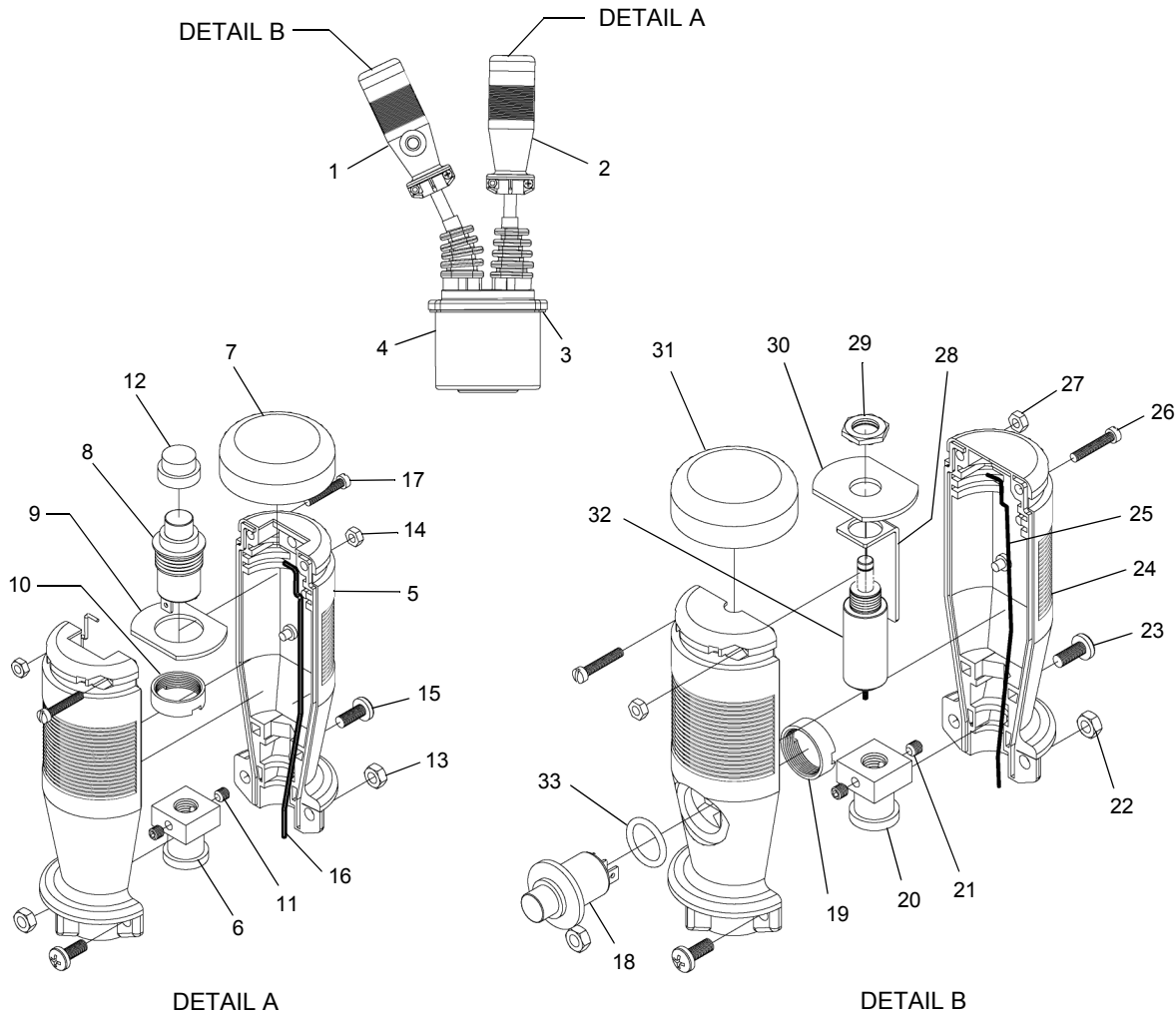
WHEN ORDERING PARTS, SPECIFY MODEL NUMBER, SERIAL NUMBER AND DESCRIPTION OF PARTS REQUIRED



RIGHT ARM ASSEMBLY SINGLE AXIS

DATE: Revised 03-2011
MODEL: T780
PAGE 28.8

GROUP
28



REF	PART NO.	DESCRIPTION	QTY	REF	PART NO.	DESCRIPTION	QTY
719 0923 (Rev 00) <i>Left Arm Assembly - Single Axis</i>							
1	220652	Handle ASSY	1	220653	Handle ASSY		
2	220653	Handle ASSY	1				
3	220635	Can Gasket	1	18	220665	Push Button	1
4	220654	Can	1	19	220667	Push Button Nut	1
	220652	Handle ASSY		20	220655	Coupling	1
5	220660	Handle	2	21	220656	Set Screw	2
6	220655	Coupling	1	22	220658	Nut	2
7	220663	Boot	1	23	220659	Screw	2
8	220665	Push Button	1	24	220668	Handle Set	2
9	220666	Disc Top Push Button	1	25	220657	Gasket	2
10	220667	Push Button Nut	1	26	220662	Screw	2
11	220656	Set Screws	2	27	220661	Nut	2
12	220664	P.B. Knob	1	28	220669	Thumper Bracket	1
13	220658	Nut	2	29	220670	Nut	1
14	220661	Nut	2	30	220671	Plate	1
15	220659	Screw	2	31	220663	Boot	1
16	220657	Gasket	2	32	219978	Soleniod Assembly	1
17	220662	Screw	2	33	220672	"O" Ring	2

WHEN ORDERING PARTS, SPECIFY MODEL NUMBER, SERIAL NUMBER AND DESCRIPTION OF PARTS REQUIRED



LEFT ARM ASSEMBLY SINGLE AXIS

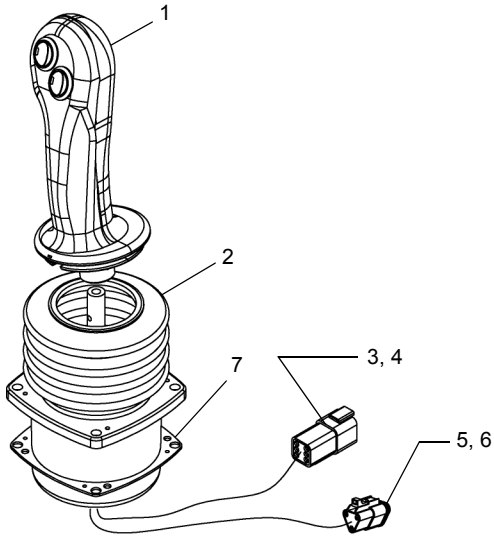
DATE: Revised 03-2011

MODEL: T780

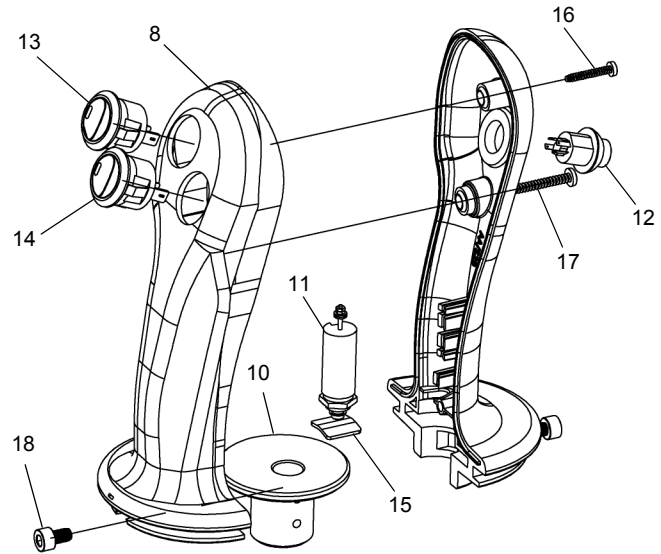
PAGE 28.9

GROUP

28



RIGHT ARM ASSEMBLY - DOUBLE AXIS



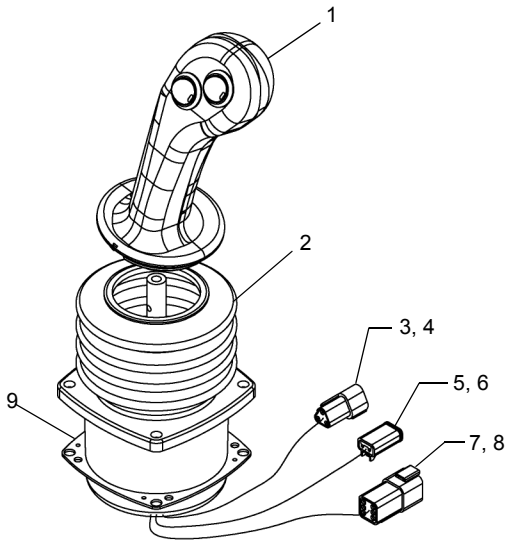
HANDLE ASSEMBLY

REF	PART NO.	DESCRIPTION	QTY
719 0947 (Rev 00) <i>Right Arm Assembly - Double Axis</i>			
1	220630	Handle Assembly	1
2	219784	Boot	1
3	220631	Connector	1
4	220632	Wedge	1
5	220633	Connector	1
6	220634	Wedge	1
7	220635	Gasket	1
220630 <i>Handle Assembly</i>			
8	220636	Handle	1
9*	220637	Handle	1
10	220638	Coupling	1
11	219978	Solenoid	1
12	218890	Otto SW	1
13	220639	Red Rocker	1
14	220640	Green Rocker	1
15	220641	Thumper Plate	1
16	220642	Screw	1
17	220643	Screw	1
18	220644	Screw	2

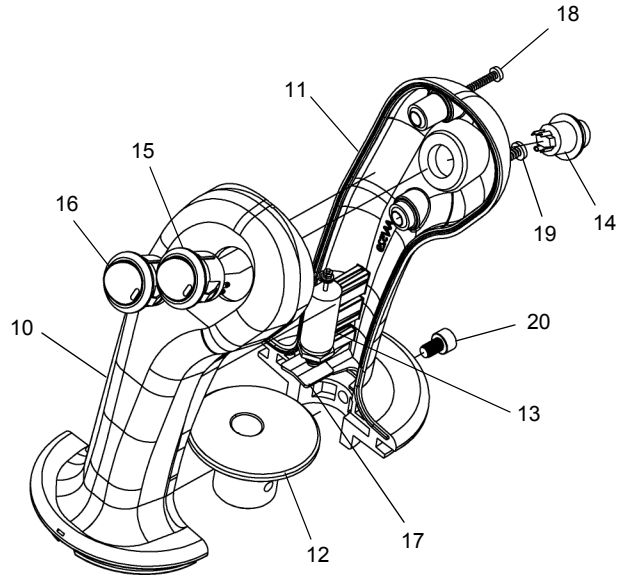
* ITEM 9 IS NOT SHOWN IN THE ILLUSTRATION

WHEN ORDERING PARTS, SPECIFY MODEL NUMBER, SERIAL NUMBER AND DESCRIPTION OF PARTS REQUIRED

 P/N 12261-690	RIGHT ARM ASSEMBLY DOUBLE - AXIS	DATE: Revised 03-2011	GROUP 28
		MODEL: T780	
		PAGE 28.10	



LEFT ARM ASSEMBLY - DOUBLE AXIS



HANDLE ASSEMBLY

REF	PART NO.	DESCRIPTION	QTY
719 0948 (Rev 00) <i>Left Arm Assembly - Double Axis</i>			
1	220645	Handle Assembly.....	1
2	219784	Boot	1
3	220646	Connector	1
4	220647	Wedge	1
5	220648	Connector	1
6	220649	Wedge	1
7	220631	Connector	1
8	220632	Wedge	1
9	220635	Gasket	1
220645 <i>Handle Assembly</i>			
10	220650	Handle	1
11	220651	Handle	1
12	220638	Coupling.....	1
13	219978	Solenoid.....	1
14	218890	Otto SW	1
15	220639	Red Rocker.....	1
16	220640	Green Rocker	1
17	220641	Thumper Light.....	1
18	220642	Screw.....	1
19	220643	Screw.....	1
20	220644	Screw.....	2

WHEN ORDERING PARTS, SPECIFY MODEL NUMBER, SERIAL NUMBER AND DESCRIPTION OF PARTS REQUIRED



**LEFT ARM ASSEMBLY
DOUBLE - AXIS**

DATE: Revised 03-2011
MODEL: T780
PAGE 28.11

GROUP
28



1



<u>REF.</u>	<u>PART NO.</u>	<u>DESCRIPTION</u>	<u>QTY</u>
1	719 0919 (Rev 00)	Dual Axis Control Box	1

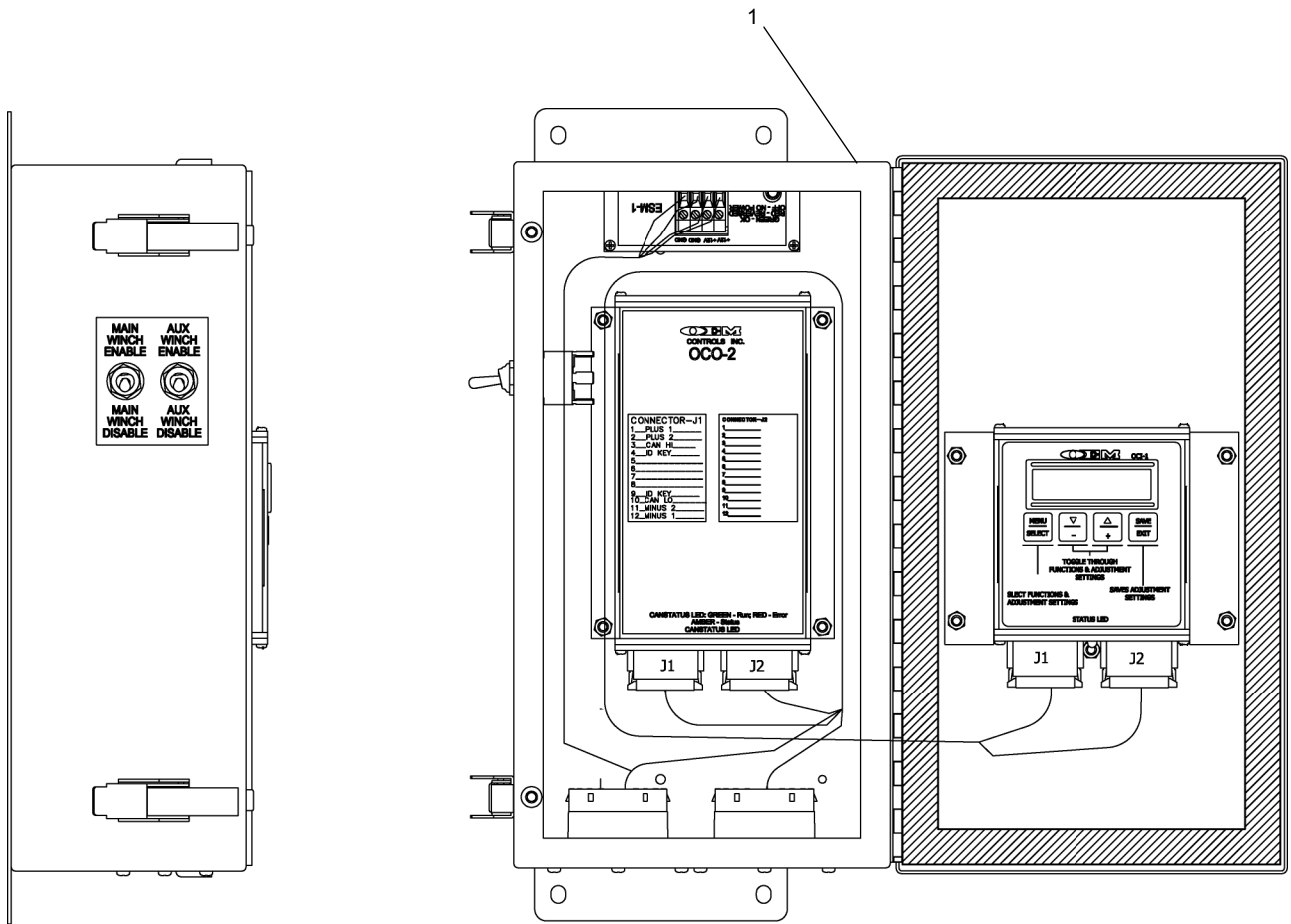
WHEN ORDERING PARTS, SPECIFY MODEL NUMBER, SERIAL NUMBER AND DESCRIPTION OF PARTS REQUIRED



CONTROL MODULE

DATE: Revised 05-2013
 MODEL: T780
 PAGE 28.12

GROUP
28



REF	PART NO.	DESCRIPTION	QTY
1	719 0924 (Rev 00)	Control Box, Dual Lever-Single Axis.....	1

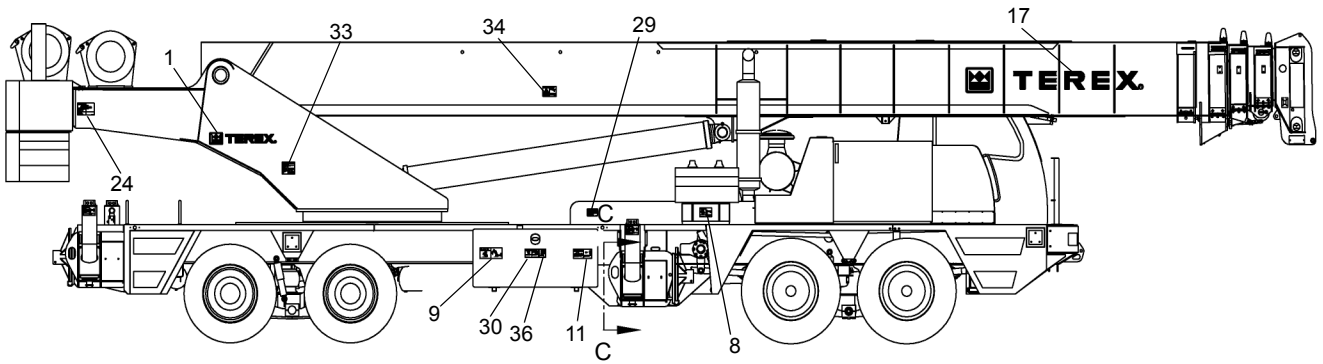
WHEN ORDERING PARTS, SPECIFY MODEL NUMBER, SERIAL NUMBER AND DESCRIPTION OF PARTS REQUIRED



CONTROL MODULE

DATE: Revised 03-2011
 MODEL: T780
 PAGE 28.13

GROUP
28

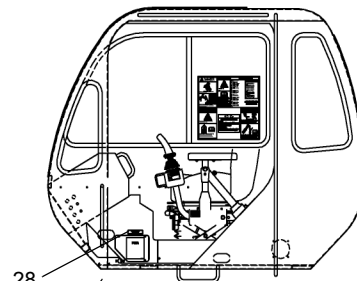
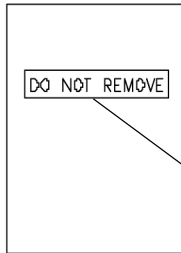


WARNING


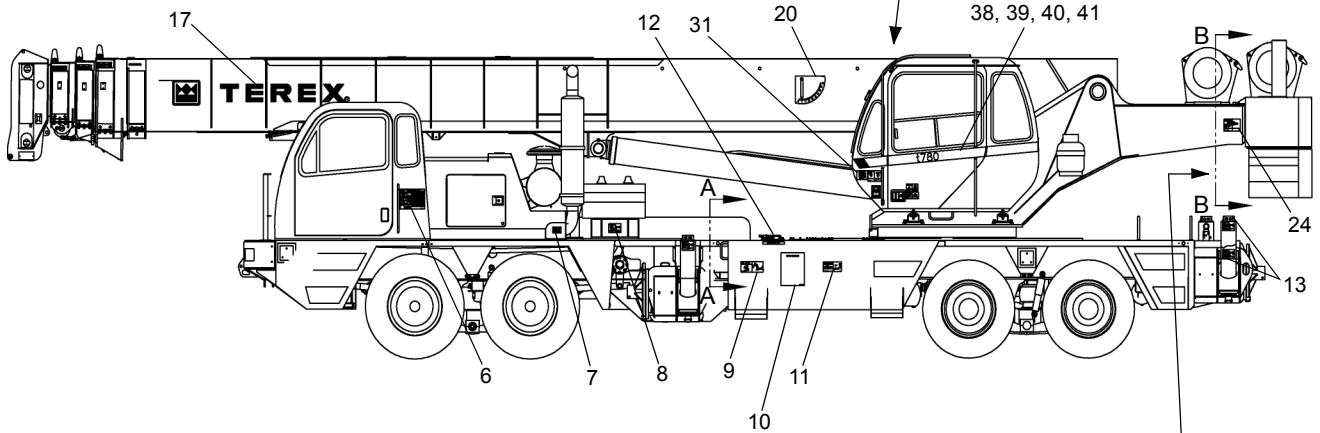
ENTANGLEMENT HAZARD
Rotating parts can cause personal injury.

Keep away from fan and belt when engine is running. Stop engine before servicing.

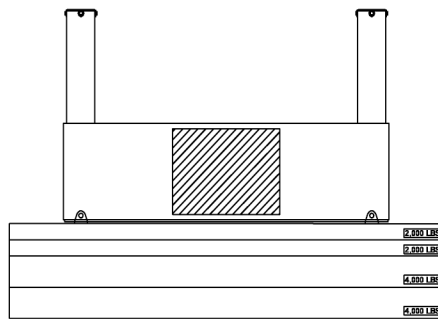
12400-1506



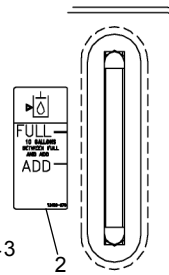
INTERIOR DETAIL OF UPPER CAB



FRONT VIEW OF LOWER CAB



SECTION B-B



VIEW A-A

HYDRAULIC COUNTERWEIGHT REMOVAL

- ENGINE MUST BE RUNNING AT IDLE WHILE OPERATING COUNTERWEIGHT LOWER/RAISE HYDRAULIC VALVES.
- KEEP COUNTERWEIGHT LEVEL WHILE LOWERING/RAISING BY FEATHERING APPROPRIATE CONTROL LEVER.

LEFT SIDE CYLINDER RIGHT SIDE CYLINDER

5

SEE PAGE 30.3

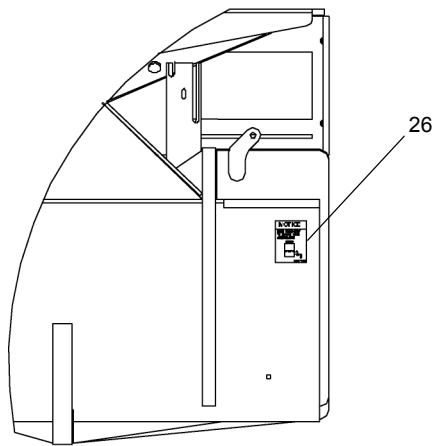
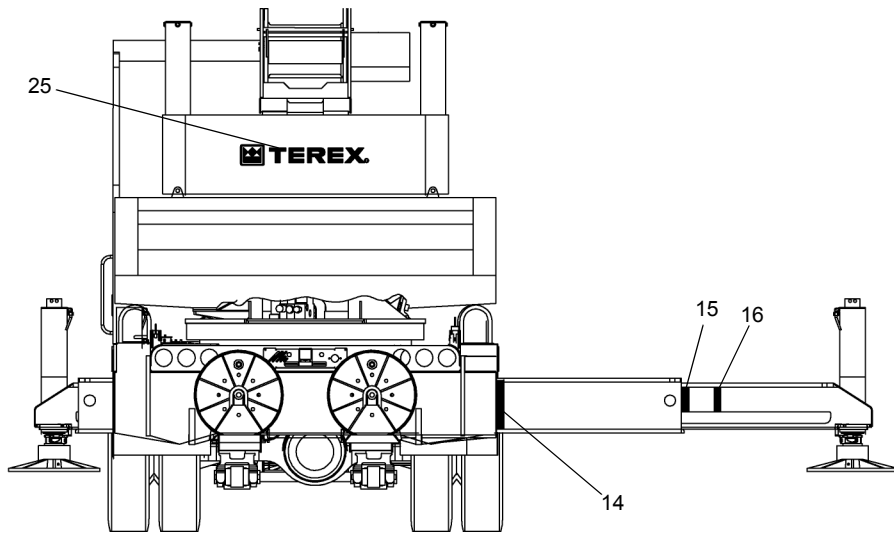
WHEN ORDERING PARTS, SPECIFY MODEL NUMBER, SERIAL NUMBER AND DESCRIPTION OF PARTS REQUIRED



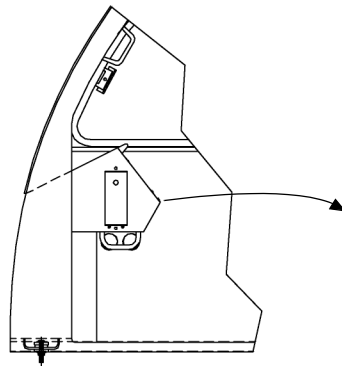
PAINT & MARKING

DATE: Revised 10-2014
 MODEL: T780
 PAGE 30.1

GROUP
30

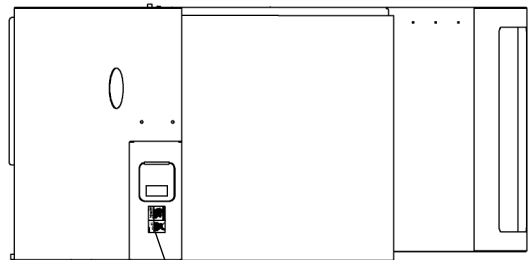
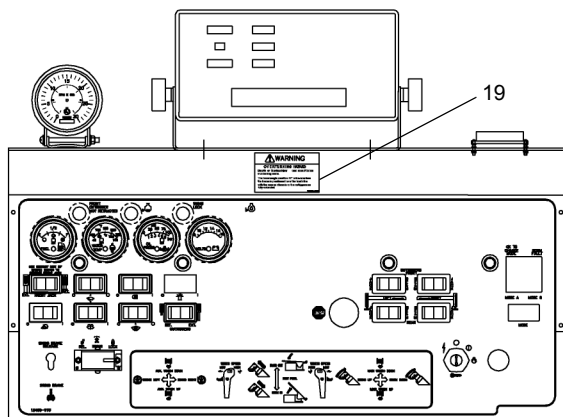


VIEW C-C



 TEREX MANUFACTURED IN USA TEREX USA, LLC. 106 12th STREET SE WAVERLY, IOWA PRODUCT IDENTIFICATION NUMBER <input type="text"/>	
MODEL NO. <input type="text"/>	MANUFACTURE DATE <input type="text"/>
1240D-2032 REV 0	

21, 18



37

SEE PAGE 30.3

WHEN ORDERING PARTS, SPECIFY MODEL NUMBER, SERIAL NUMBER AND DESCRIPTION OF PARTS REQUIRED



PAINT & MARKING

DATE: Revised 10-2014
 MODEL: T780
 PAGE 30.2

GROUP
30

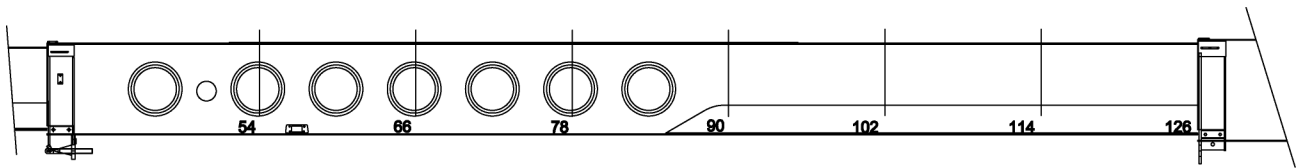
SEE PAGES 30.1 & 30.2

REF	PART NO.	DESCRIPTION	QTY
	722A0028-1 (Rev Z)	Paint & Marking - T775 (Items 1 thru 37 & 38)	
	722A0028-2 (Rev Z)	Paint & Marking - T780 (Items 1 thru 37 & 39)	
	722A0028-3 (Rev Z)	Paint & Marking - T749 (Items 1 thru 37 & 41)	
	722A0028-4 (Rev Z)	Paint & Marking - T770 (Items 1 thru 37 & 40)	
1	T106565	Decal, Terex Logo.....	2
2	12400-976	Decal, HYD Oil Level.....	1
3	12400-985	Decal, 2000 LBS.....	2
4	12400-986	Decal, 4000 LBS.....	2
5	12400-854	Decal, HYD CTWT Removal.....	1
6	12400-943	Lube Chart.....	1
7	12400-1509	Decal, Burn Hazard.....	1
8	12400-1517	Decal, Danger Crush.....	2
9	T120073	Decal, Electrocutation.....	2
10	12260-524	Decal, Hand Signal.....	1
11	12400-1507	Decal, Entanglement.....	2
12	12260-75	Decal, HYD Oil.....	1
13	12400-1514	Decal, O.R. Crush Hazard.....	8
14	714 0494-1	Striping, Yellow 2 X 10.....	8
15	714 1522-5	Yellow Strip 2 X 5.....	8
16	714 1521-3	Red Strip 2 X 5.....	8
17	T105635	Decal, Terex Logo.....	2
18	121-48	Rivet, Pop.....	4
19	12400-984	Decal, Back Stability.....	1
20	12400-956	Decal, Boom Angle.....	1
21	12400-2032	Decal, Serial NO.....	1
22*	3900-165	Decal, White.....	5 GAL
23*	3900-166	Decal, Gray.....	5 GAL
24	12400-1505	Decal, Danger Tail Swing.....	2
25	T105648	Decal, Terex Logo.....	1
26	12400-1510	Decal, Air Tank.....	1
27	12260-843	Decal, Do Not Remove.....	1
28	12260-970	Decal, Patent.....	1
29	12400-980	Decal, Bussman.....	1
30	12400-1508	Decal, Diesel Fuel.....	1
31	12400-2023	Decal, Made In Waverly.....	1
32*	714 0622	Upper Door Jam, Anti-Slip Tape.....	2
33	12400-1503	Decal, Skin Injection.....	1
34	12400-1515	Decal, Jib Retaining Pin.....	1
35	12400-1506	Decal, Fan Warning.....	1
36	12400-2019	Decal, Ultra Low Sulfur Diesel Fuel Only.....	1
37	12400-1504	Decal, Hot Fluids.....	1
38	T108183	Decal, Cab T775.....	1
39	T106639	Decal, Cab T780.....	1
40	T108185	Decal, Cab T770.....	1
41	T108186	Decal, Cab T749.....	1

* ITEMS 22, 23 & 32 ARE NOT SHOWN IN THE ILLUSTRATION.

WHEN ORDERING PARTS, SPECIFY MODEL NUMBER, SERIAL NUMBER AND DESCRIPTION OF PARTS REQUIRED

 TEREX P/N 12261-690	<h2 style="margin: 0;">PAINT & MARKING</h2>	DATE: Revised 10-2014	GROUP
		MODEL: T780	30
		PAGE 30.3	



REF	PART NO.	DESCRIPTION	QTY
	721A0156 (Rev 00)	Boom Marking 126' English	
1	12400-971	Decal, 126' Boom English	1

ITEM 1 IS NOT SHOWN IN THE ILLUSTRATION.

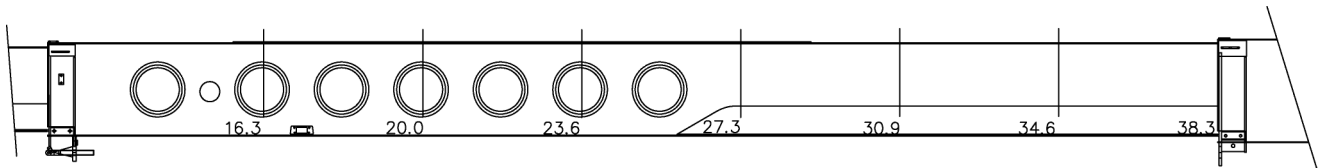
WHEN ORDERING PARTS, SPECIFY MODEL NUMBER, SERIAL NUMBER AND DESCRIPTION OF PARTS REQUIRED



**126' BOOM MARKING
DECAL (ENGLISH)**

DATE: Released 05-2013
MODEL: T780
PAGE 30.4

**GROUP
30**



REF	PART NO.	DESCRIPTION	QTY
	721A0157 (Rev 00)	Boom Marking 126' Metric	
1	12400-972	Decal, 126' Boom Metric.....	1

ITEM 1 IS NOT SHOWN IN THE ILLUSTRATION.

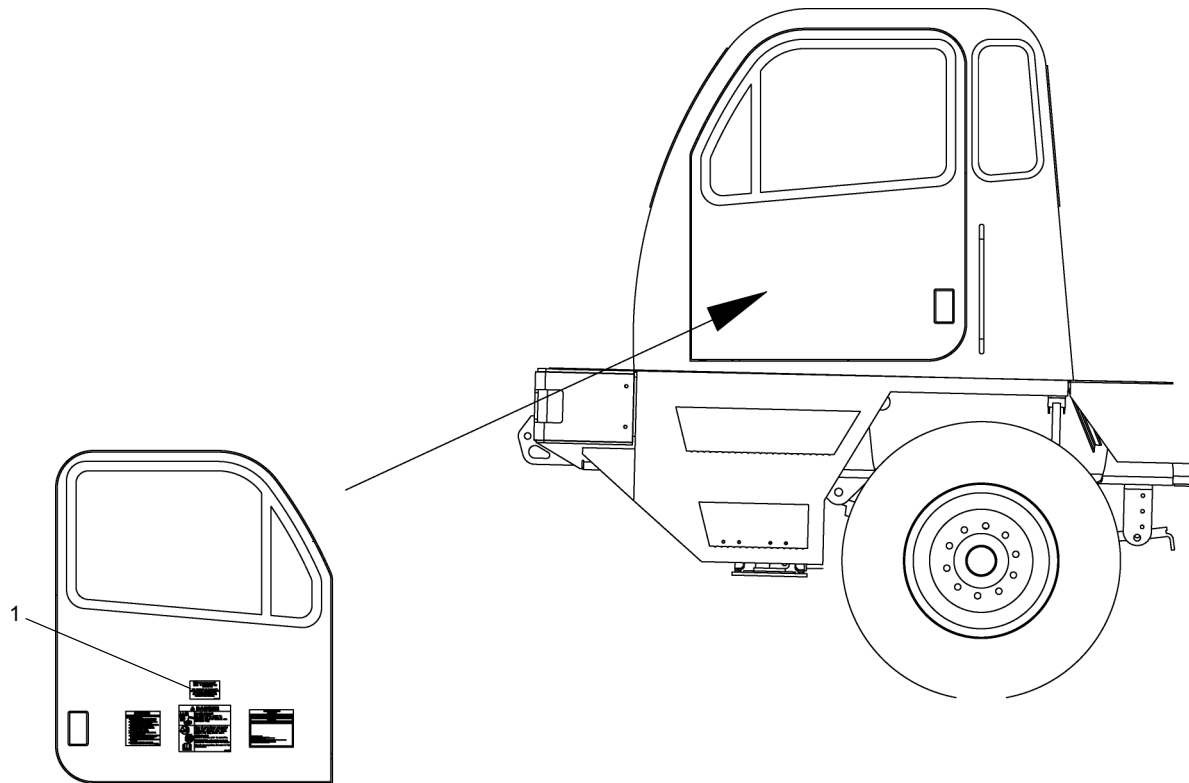
WHEN ORDERING PARTS, SPECIFY MODEL NUMBER, SERIAL NUMBER AND DESCRIPTION OF PARTS REQUIRED



**126' BOOM MARKING
DECAL (METRIC)**

DATE: Released 05-2013
 MODEL: T780
 PAGE 30.5

**GROUP
30**



<u>REF</u>	<u>PART NO.</u>	<u>DESCRIPTION</u>	<u>QTY</u>
	T119918 (Rev B)	<i>Tier 3 Emissions Decal Installation</i>	
1	T119889	Decal, Tier 3 Emissions	1

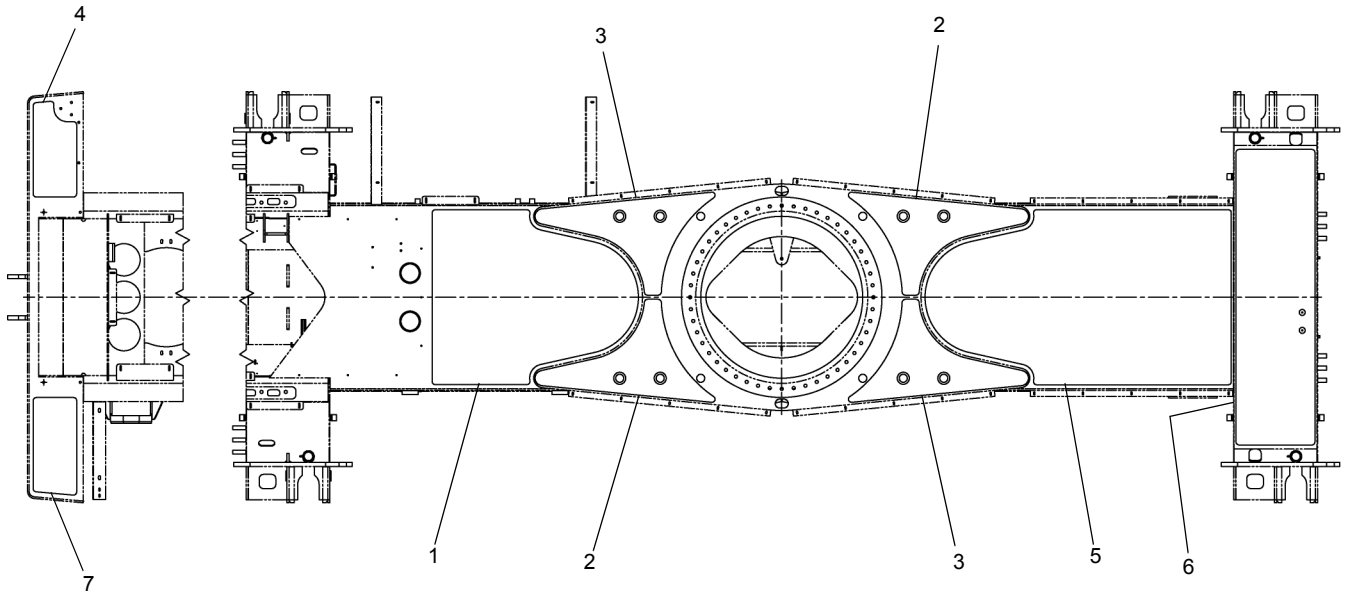
WHEN ORDERING PARTS, SPECIFY MODEL NUMBER, SERIAL NUMBER AND DESCRIPTION OF PARTS REQUIRED



EMISSIONS DECAL INSTL., TIER 3

DATE: Released 05-2013
MODEL: T780
PAGE 30.6

GROUP
30



<u>REF</u>	<u>PART NO.</u>	<u>DESCRIPTION</u>	<u>QTY</u>
	717A0726 (Rev C)	<i>Kit, Anti-Slip Tape</i>	
1	717 0727	Anti-Slip Tape	1
3	717 0728	Anti-Slip Tape	2
2	717 0729	Anti-Slip Tape	2
4	717 0990	Anti-Slip Tape	1
5	717 0731	Anti-Slip Tape	1
6	717 0732	Anti-Slip Tape	1
7	717 0733	Anti-Slip Tape	1

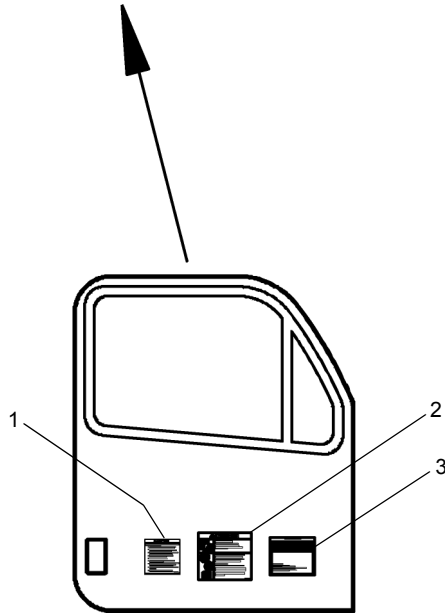
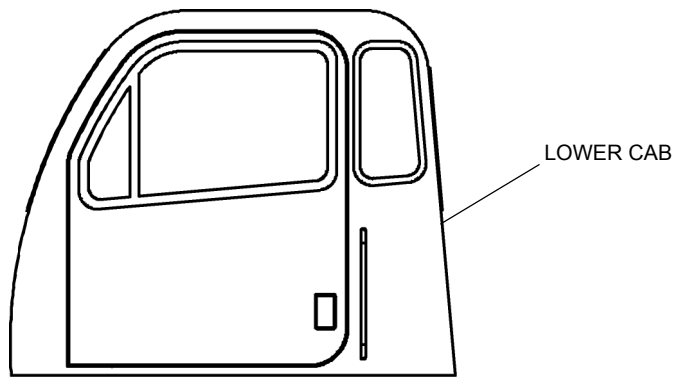
WHEN ORDERING PARTS, SPECIFY MODEL NUMBER, SERIAL NUMBER AND DESCRIPTION OF PARTS REQUIRED



ANTI - SLIP TAPE ASSEMBLY

DATE: Revised 05-2013
MODEL: T780
PAGE 30.7

GROUP
30



INTERIOR DETAIL OF LOWER CAB DOOR

<u>REF</u>	<u>PART NO.</u>	<u>DESCRIPTION</u>	<u>QTY</u>
1	12400-1511	Alternator Caution.....	1
2	12400-1501	Booster Cable.....	1
3	12260-1076	Tire Capacity Chart.....	1

WHEN ORDERING PARTS, SPECIFY MODEL NUMBER, SERIAL NUMBER AND DESCRIPTION OF PARTS REQUIRED



**DECAL, LOWER CAB
(EXPORT & DOMESTIC)**

DATE: Released 06-2013
 MODEL: T780
 PAGE 30.8

**GROUP
30**

<u>OPTION</u>	<u>PART NO.</u>	<u>DESCRIPTION</u>
1	718A1008 719A0113 710 0653 710 0652 710A0654	<i>Hydraulic A/C & L.P. Heater (Option 1)</i> Heater Assembly, Suburban HYD. A/C Unit Blower Unit, Cab Hoses & Mounting Kit
2	719A0113 719 0223	<i>Heater Assembly, Suburban (Option 2)</i> Suburban Heater
3	T110026 T109883 T109886 T109948	<i>Deluxe A/C & Flameless Heat (Option 3)</i> Cab Assembly Kit Hydraulic Drive Unit Hose & Drive Mounting Kit
4	709A7628	<i>No Heater - Includes Cover (Option 4)</i>

ITEMS 1 TO 4 ARE NOT ILLUSTRATED.

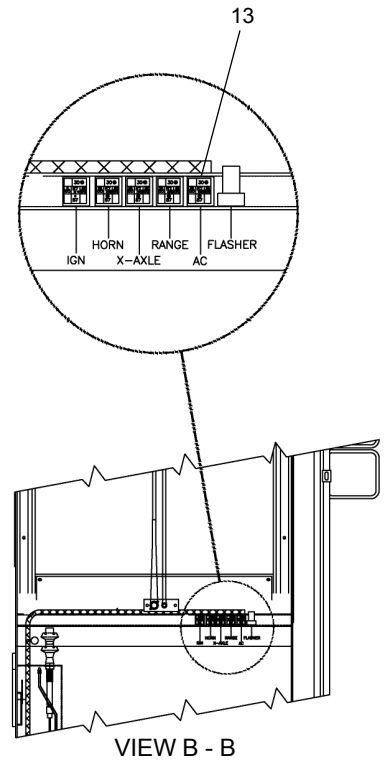
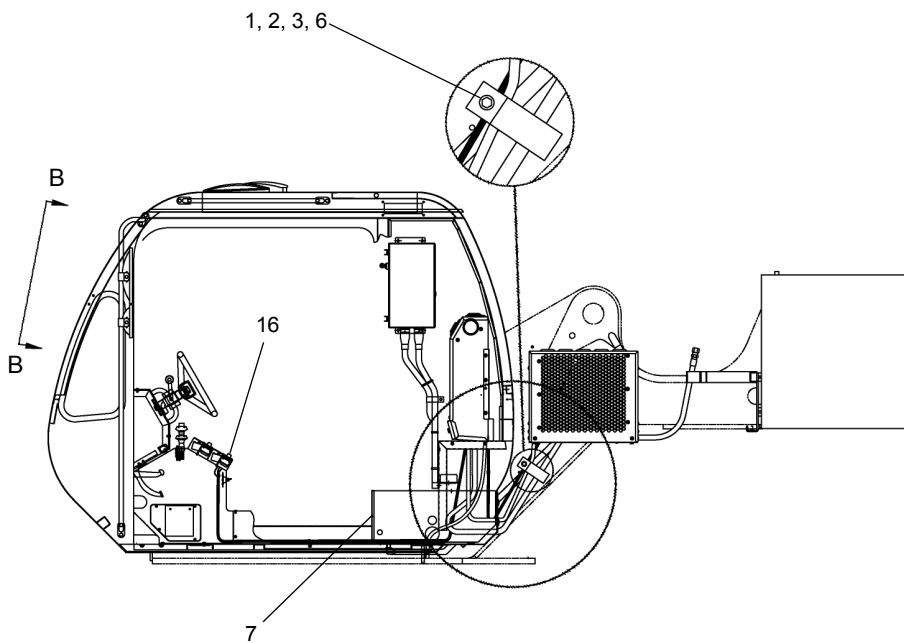
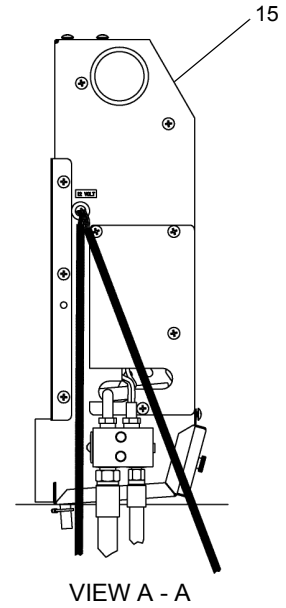
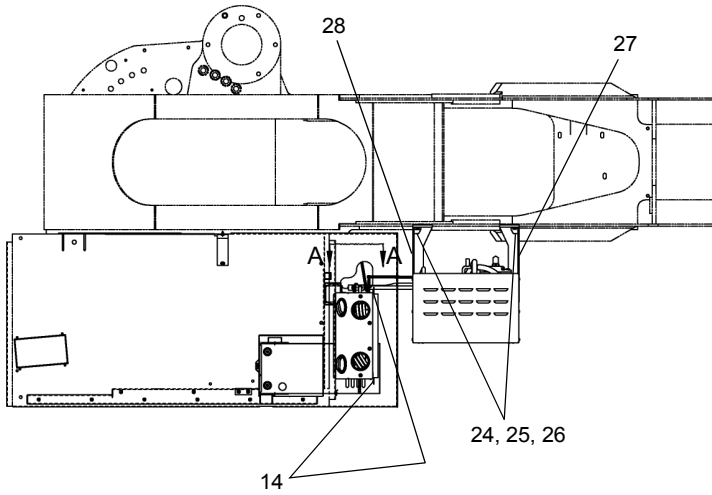
WHEN ORDERING PARTS, SPECIFY MODEL NUMBER, SERIAL NUMBER AND DESCRIPTION OF PARTS REQUIRED



**A/C & HEATER OPTIONS
OPERATOR CAB**

DATE: Revised 12-2014
MODEL: T780
PAGE 31.1

**GROUP
31**



SEE PAGE 31.4

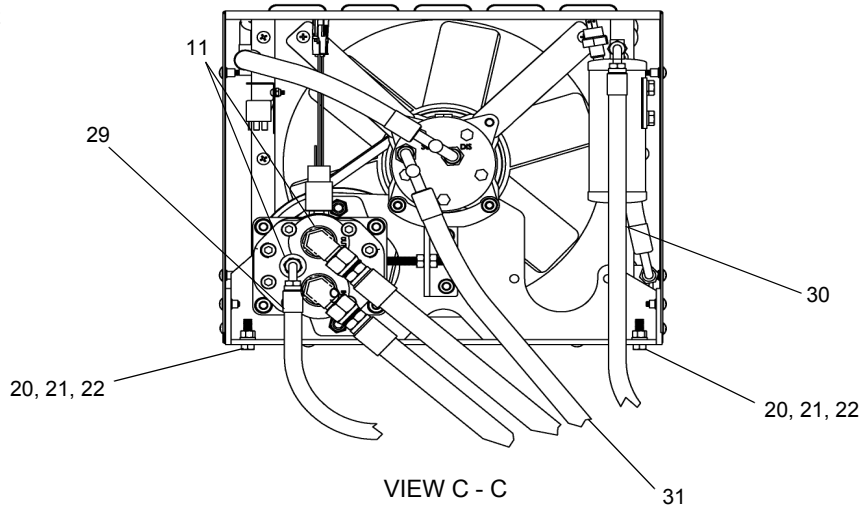
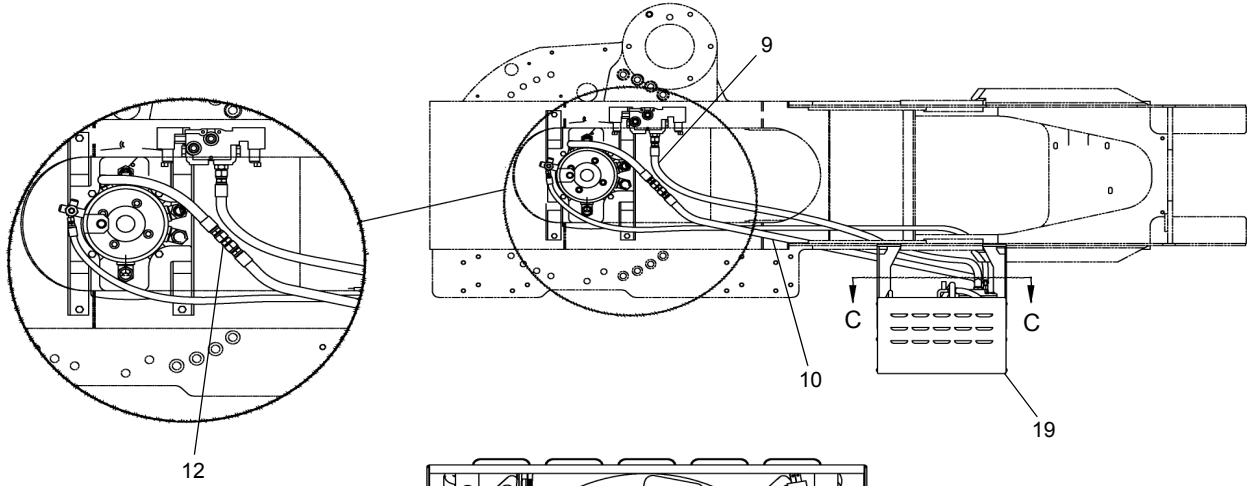
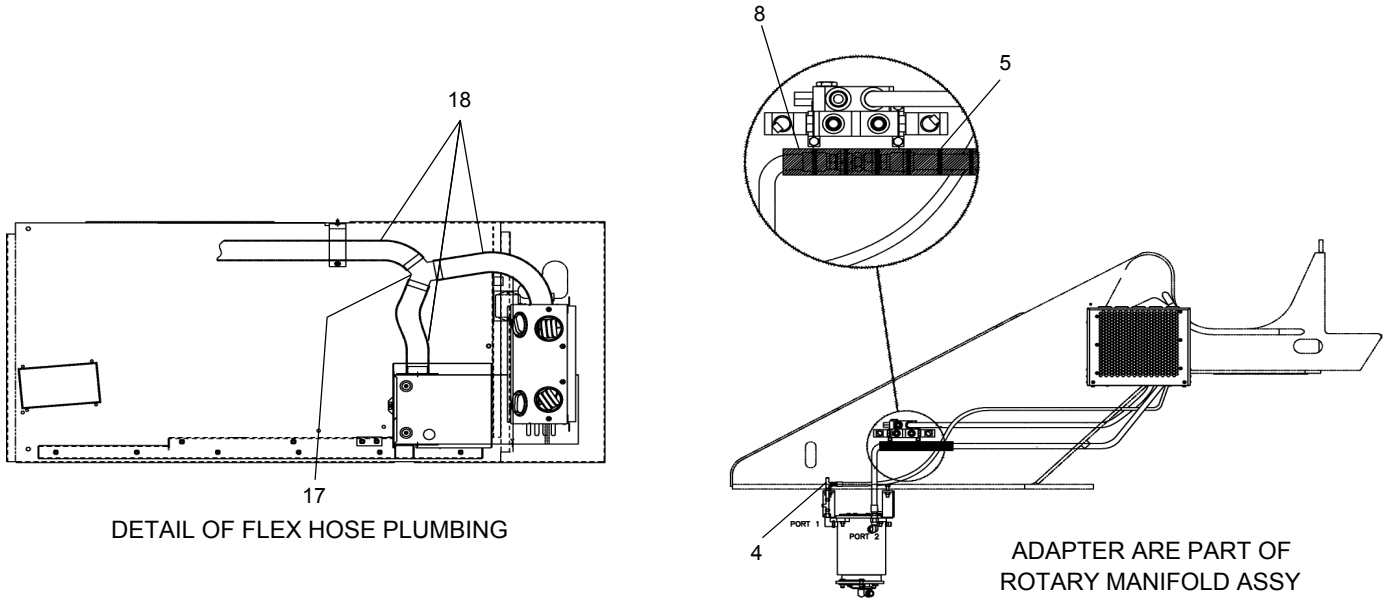
WHEN ORDERING PARTS, SPECIFY MODEL NUMBER, SERIAL NUMBER AND DESCRIPTION OF PARTS REQUIRED



**HYDRAULIC A/C & L.P. HEATER
OPERATOR CAB
(OPTION 1)**

DATE: Revised 07-2014
MODEL: T780
PAGE 31.2

GROUP
31



SEE PAGE 31.4

WHEN ORDERING PARTS, SPECIFY MODEL NUMBER, SERIAL NUMBER AND DESCRIPTION OF PARTS REQUIRED



**HYDRAULIC A/C & L.P. HEATER
OPERATOR CAB
(OPTION 1)**

DATE: Revised 07-2014
MODEL: T780
PAGE 31.3

GROUP
31

SEE PAGES 31.2 & 31.3

<u>REF</u>	<u>PART NO.</u>	<u>DESCRIPTION</u>	<u>QTY</u>
	718A1008 (Rev B)	<i>Hydraulic A/C & L.P Heater</i>	
1	1200-59	HHCS 3/8NC x 1	1
2	1209-3	Washer 5/16	1
3	1210-20	Washer, Lock 3/8	1
4	12019-112	Tee, -6	1
5	1222-202	Tie, Plastic 15"	6
6	1240-29	Clamp	1
7	719A0113	L.P. Heater Assembly	1
8	12508-24	Sleeve	1
9	707 4108-76	Hose, -12	1
10	721 0253-60	Hose, -12	1
11	1219-802	Adapter	2
12	1219-820	Adapter, JIC/JIC	1
13	441 6828	Relay, 12V	1
14	1200-416	Bolt, 1/4-20 x 3/4	2
15	710 0652	Blower Unit, Cab (Items 16 thru 18)	1
16		Bag ASSY, Switch Plate	1
17		Adapter, "Y" Flex Hose 2.5"	1
18		Flex Tube 2.5" OD x 18"	1
19	710 0653	HYD. A/C Unit (Items 20 thru 22)	1
20		HHCS, 3/8 x 1-1/4 GR8	4
21		Washer, Lock 3/8 ID	4
22		Nut, HEX 3/8-16 NC	4
23*	710A0654	Hoses & Mounting Kit (Items 24 thru 31)	1
24		Washer, Lock 3/8" ID	4
25		Washer, Flat 3/8"/M10	4
26		HHCS 3/8 x 1-1/4 GR8	4
27		Bracket, Left Mounting	1
28		Bracket, Right Mounting	1
29		Hose, Case Drain -6	1
30		Hose, Refrigerant -6	1
31		Hose, Refrigerant -10	1
32*	T135323	R134a Refrigerant	2.4

* ITEMS 23 & 32 ARE NOT SHOWN IN THE ILLUSTRATION.

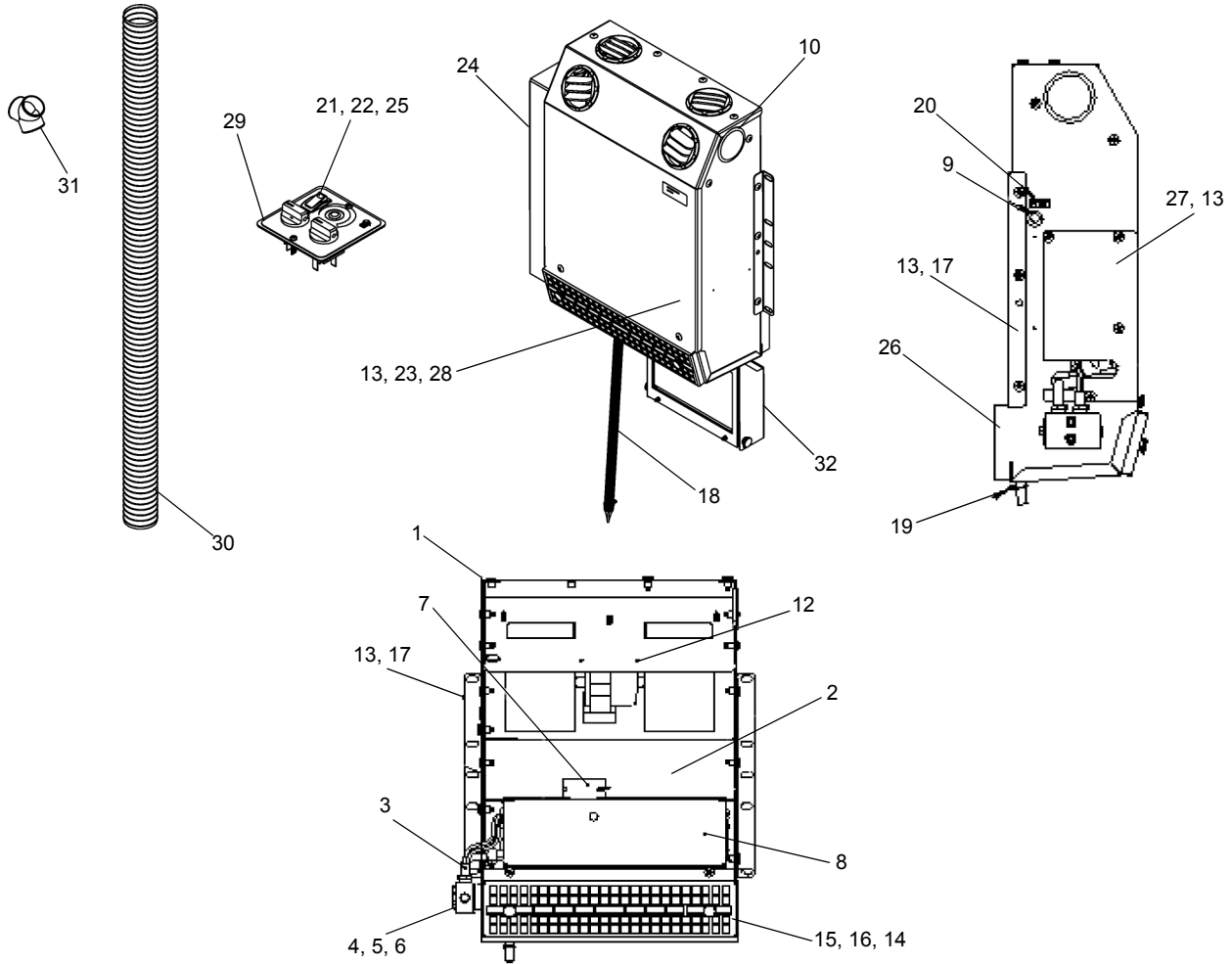
WHEN ORDERING PARTS, SPECIFY MODEL NUMBER, SERIAL NUMBER AND DESCRIPTION OF PARTS REQUIRED



**HYDRAULIC A/C & L.P. HEATER
OPERATOR CAB
(OPTION 1)**

DATE: Revised 07-2014
MODEL: T780
PAGE 31.4

**GROUP
31**



REF	PART NO	DESCRIPTION	QTY	REF	PART NO	DESCRIPTION	QTY
710 0652 (Rev 00) Blower System, 12V A Only							
1	227721	Weldment, HSG	1	17	227726	Bracket, Angle Side MNT.....	2
2	227722	Foam, Coil Rear 1/8"	1	18	221871	Drain Tube, 1/2 ID CORR. X 32"	1
3	223813	ASSY, EVAP Coil.....	1	19	221873	Tie, Plastic 4"	1
4	221817	Washer Lock 1/4 YZ.....	2	20	223827	Decal, 12 Volt	1
5	221831	HHCS 1/4-20 NC X 2 7P.....	2	21	215844	Switch, Fan	1
6	223812	Spacer Plastic EXP Valve	1	22	219730	3 position Mode Switch W/ Off.....	1
7	219733	A/C Thermostat	1	23	227728	ASSY, Cover.....	1
8	228251	Cover, Coil VW7 AC Only	1	24	227729	Shield, Side.....	1
9	223817	Grommet, Hole 0.75.....	1	25	220246	Switch, Rocker Lighted	1
10	227724	Plug Hole 2 1/2 Dia Plastic.....	2	26	223828	Gasket, MD VW7 Air Intake	1
11*	220241	Wire Harness	1	27	228253	Plate, Cover VW7 Air Only.....	1
12	227725	ASSY, Blower.....	1	28	221841	Label, KW Serial#	1
13	221862	Screw, PTH 1/4-20 X 3/4 Black Zinc.....	1	29	228254	Bag ASSY, Switch Plate	1
14	228252	Filter, RECIRC	1	30	221854	Hose, Duct 2.5" X 3.0 FT	1
15	223822	Bracket, Filter	1	31	227730	Adapter, "Y" Flex Hose 2.5"	1
16	219738	Thumb Screw	2	32	219836	Outside Air Kit.....	1

* ITEM 11 IS NOT SHOWN IN ILLUSTRATION

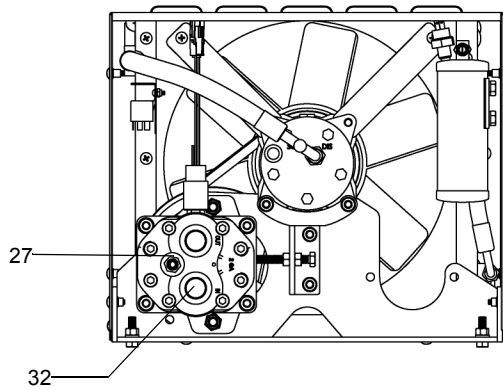
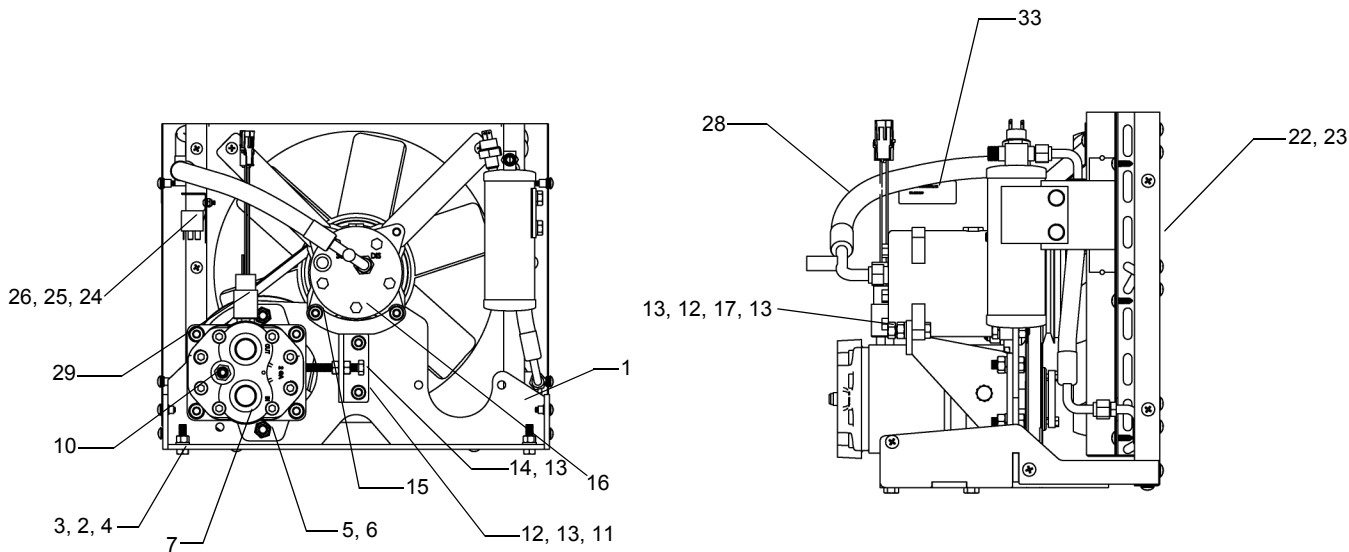
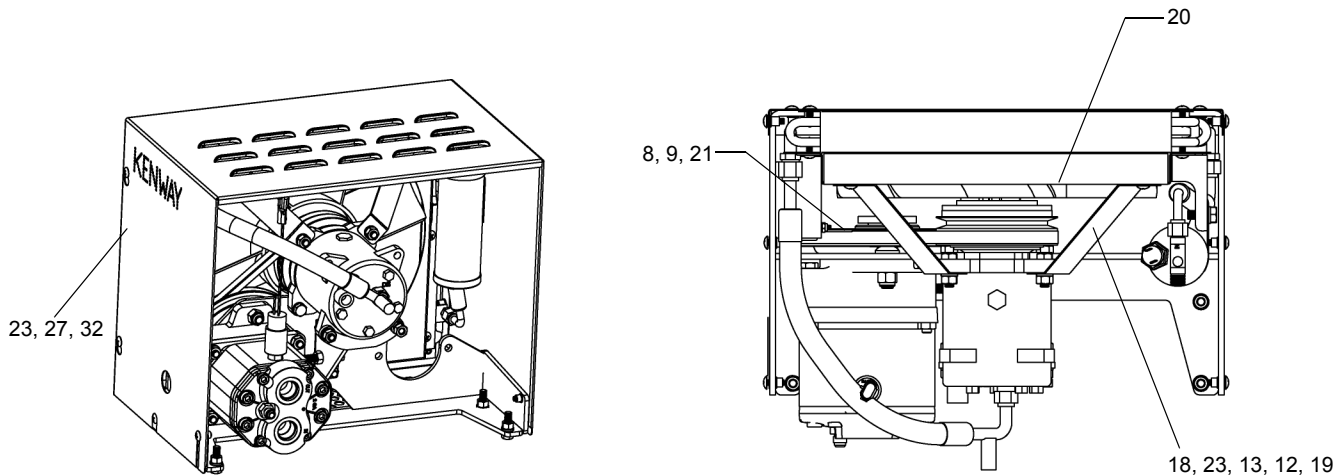
WHEN ORDERING PARTS, SPECIFY MODEL NUMBER, SERIAL NUMBER AND DESCRIPTION OF PARTS REQUIRED



**BLOWER SYSTEM, KENWAY
OPERATOR CAB
(OPTION 1)**

DATE: Released 12-2014
MODEL: T780
PAGE 31.5

GROUP
31



SEE PAGE 31.7

WHEN ORDERING PARTS, SPECIFY MODEL NUMBER, SERIAL NUMBER AND DESCRIPTION OF PARTS REQUIRED

TEREX
P/N 12261-690

**HYDRAULIC A/C UNIT,
KENWAY OPERATOR CAB
(OPTION 1)**

DATE: Released 12-2014
MODEL: T780
PAGE 31.6

GROUP
31

SEE PAGE 31.6

<u>REF</u>	<u>PART NO</u>	<u>DESCRIPTION</u>	<u>QTY</u>
	710 0653 (Rev 00)	<i>Hydraulic A/C Unit</i>	
1	223056	Base, HYD	1
2	221798	Nut, HEX 3/8-16NC YZ	4
3	223849	Washer, Lock 3/8 " ID	4
4	221800	HHCS 3/8 NC X 1-1/4 GR8 ZP	4
5	221810	NUT HEX 1/2-13 NC NYLOCK ZP GR ..	2
6	221809	Carriage Bolt, 1/2 NC X 1.5 ZP	2
7	223057	Motor, HYD Gear 7/8" Straight Shaft, B-Mount.....	1
8	223058	Pulley, 1-AG 7.75 OD Tapered Hub.....	1
9	221812	Bushing, 7/8" ID Split W/ 1/4 KEYWAY..	1
10	223059	Adapter, #6MB - #6MJ	1
11	223060	BRKT, COMP MTG.....	1
12	221819	Washer, Lock M10 ZP.....	8
13	221820	Nut, HEX M10-1.5 YZ	8
14	223061	HHCS M10-1.5 X 70 Full Thread ZP.....	1
15	219935	HHCS M10-1.5 x 35mm GR 10.9 YZ (16mm-Head)	3
16	217194	Comp, SD5H14 12 N 4 4L 4L H O 5.25".....	1
17	221823	HHCS M10 - 1.5 X 40mm GR10.9 YZ (16mm-Head).....	1
18	223062	Brace.....	2
19	219941	HHCS M10X1.5 X 30mm YZ.....	2
20	223063	Washer, Flat 1/2.....	3
21	223064	Belt, 1/2 X 3.40"	1
22	223065	Cond, Assy (Stainless).....	1
23	221862	Screw, PTH 1/4-20 X 3/4 Black Zinc.....	14
24	219802	Relay, 12 Volt (5 Terminal)	1
25	223066	Screw, Button HD 10-24 3/8" BLK ZP....	1
26	223067	Nut, #10-24 NYLOCK ZP	1
27	223068	Shield Bottom.....	1
28	219789	Hose ASSY, #8 - COND-COMPR.....	1
29	220243	Switch, Pressure 625 NO.....	1
30*	221873	Tie, Plastic 4"	1
31*	223069	Wire Harness, 17-9057 AF ('08)	1
32	223070	Cover, 17-9057	1
33	221841	Label, KW Serial#	1

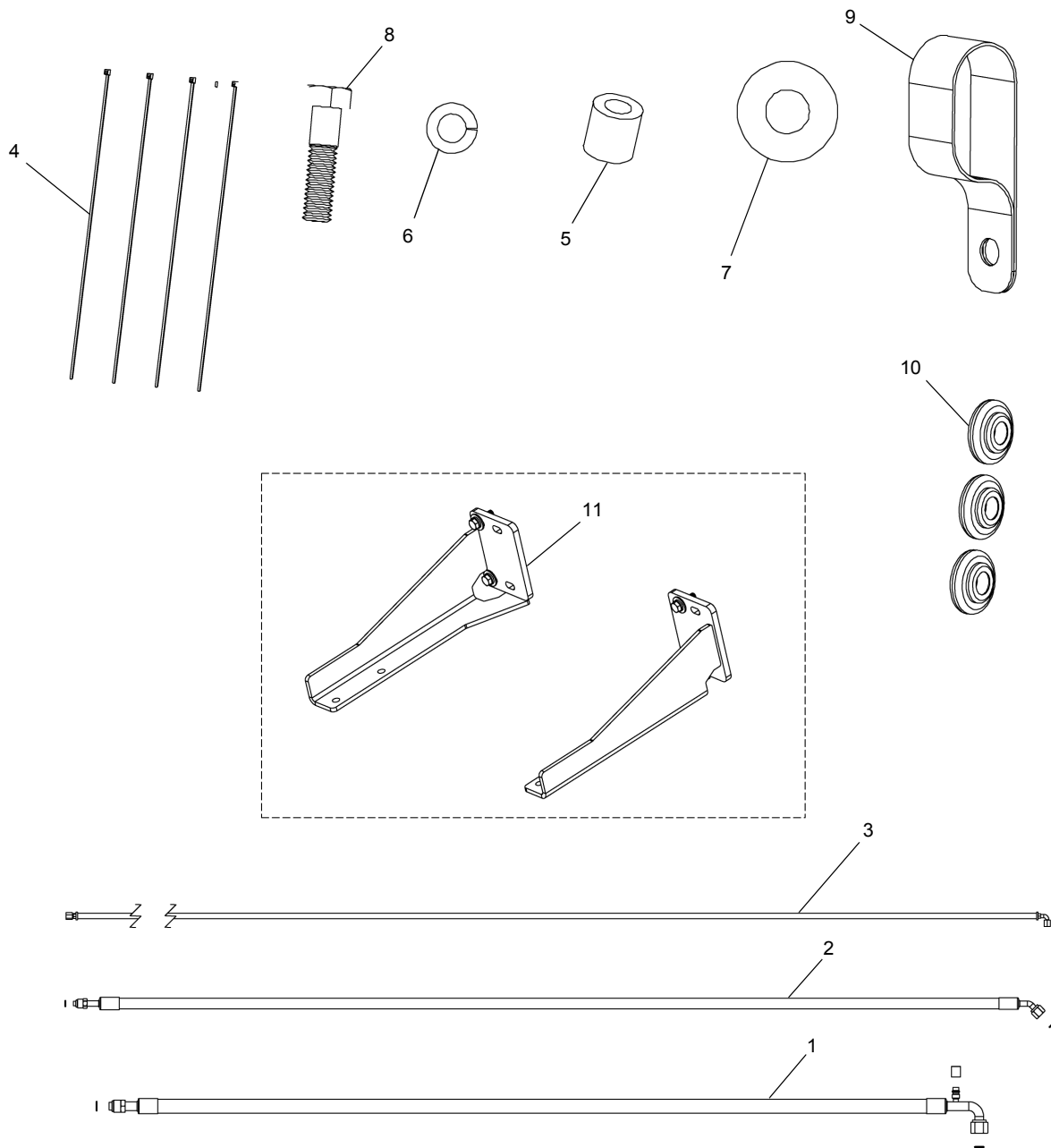
WHEN ORDERING PARTS, SPECIFY MODEL NUMBER, SERIAL NUMBER AND DESCRIPTION OF PARTS REQUIRED



**HYDRAULIC A/C UNIT,
KENWAY OPERATOR CAB
(OPTION 1)**

DATE: Released 12-2014
MODEL: T780
PAGE 31.7

**GROUP
31**



REF	PART NO.	DESCRIPTION	QTY
	710A0654 (Rev 00)	Hoses & Mounting Kit	
1	219830	Hose ASSY. EVAP to COMP.....	1
2	219829	Hose ASSY, Drier to EVAP.....	1
3	219831	Hose ASSY, -6HYD Case Drain	1
4	216050	Tie, Plastic 15"	4
5	221848	Spacer, Tube 3/4" LG	1
6	223849	Washer, Lock 3/8" ID	1
7	221847	Washer, Flat 3/8"/M10 - Hard YZ.....	1
8	221846	HHCS 3/8 NC X 1 1/2 GR8 ZP	1
9	221845	Clamp, Double Hose.....	1
10	216049	Grommet, Hose Hole 1.25	3
11	221844	Kit, MD 9037/47/57 MTG	1

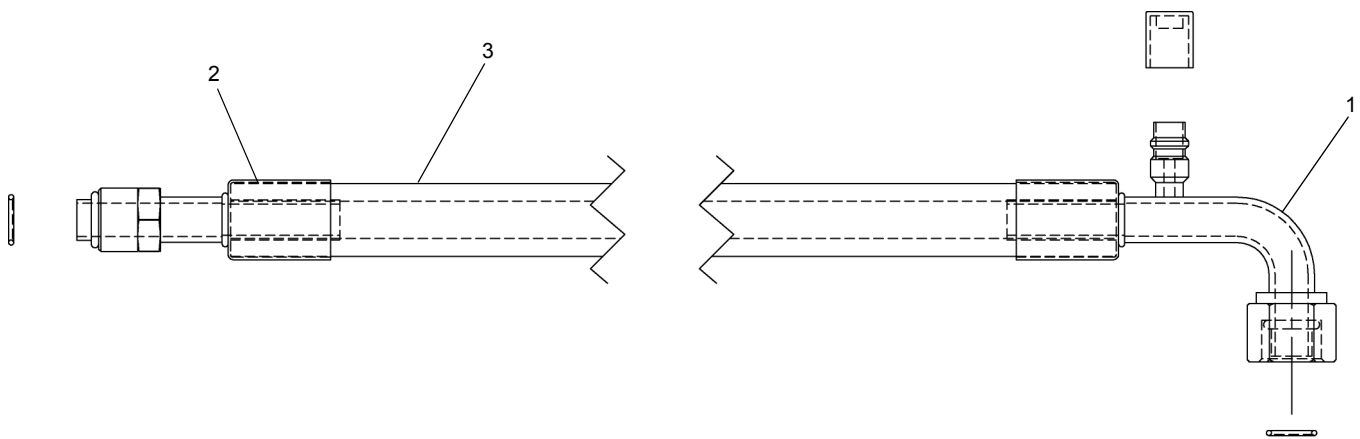
WHEN ORDERING PARTS, SPECIFY MODEL NUMBER, SERIAL NUMBER AND DESCRIPTION OF PARTS REQUIRED



**HOSE INSTALLATION KIT
KENWAY OPERATOR CAB
(OPTION 1)**

DATE: Revised 12-2014
MODEL: T780
PAGE 31.8

GROUP
31



REF	PART NO.	DESCRIPTION	QTY
	219830 (Rev 00)	Hose ASSY. EVAP. COMP.	
1	222332	FTG, AC FOR #10 90-3 (SB1323-3).....	1
2	222333	FTG, AC MOR #10 STR (SB1403).....	1
3	222334	Hose, REFRIG #10	1
4	220107	O-Ring #10 R-12/R134A.....	2

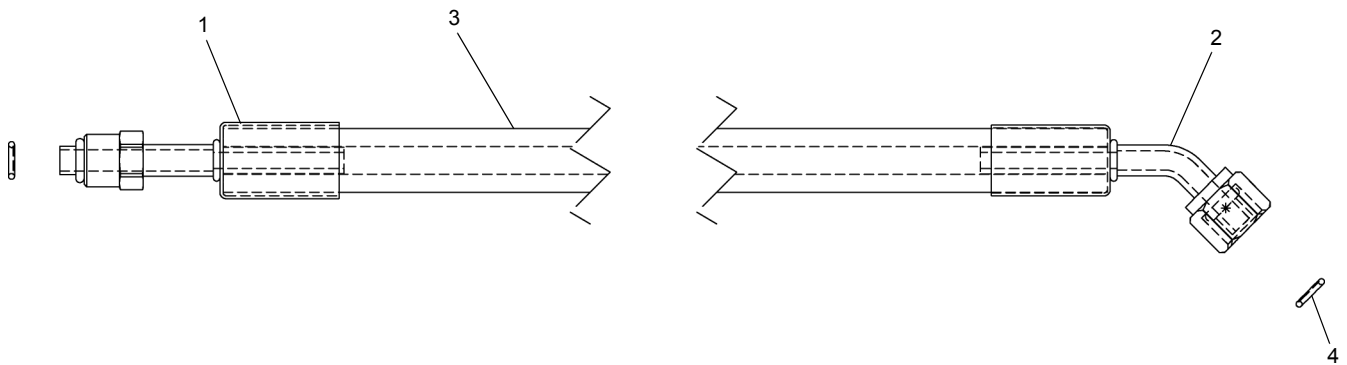
WHEN ORDERING PARTS, SPECIFY MODEL NUMBER, SERIAL NUMBER AND DESCRIPTION OF PARTS REQUIRED



**HOSE ASSY. EVAP. COMP.
OPERATOR CAB
(OPTION 1)**

DATE: Revised 12-2014
MODEL: T780
PAGE 31.9

GROUP
31



REF	PART NO.	DESCRIPTION	QTY
	219829 (Rev 00)	Hose ASSY. Drier to EVAP.	
1	222335	FTG, AC MOR #6 STR (SB1401).....	1
2	222336	FTG, AC FOR #6 45 (SB1311).....	1
3	222337	Hose, REFRIG. #6.....	1
4	219792	O-Ring, #6 R-134A/R-12	2

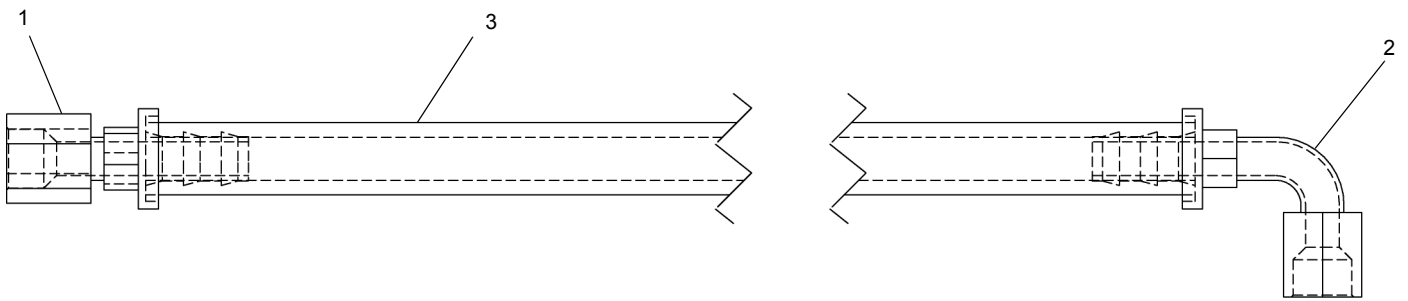
WHEN ORDERING PARTS, SPECIFY MODEL NUMBER, SERIAL NUMBER AND DESCRIPTION OF PARTS REQUIRED



**HOSE ASSY. DRIER TO EVAP.
OPERATOR CAB
(OPTION 1)**

DATE: Revised 12-2014
MODEL: T780
PAGE 31.10

GROUP
31



REF	PART NO.	DESCRIPTION	QTY
	219831 (Rev 00)	Hose ASSY, -6 HYD Case Drain	
1	222338	FTG, #6FJX - #6 BARB	1
2	222339	FTG, #6FJX90° - #6 BARB	1
3	222340	Hose, HYD. -6 Push Lock	1

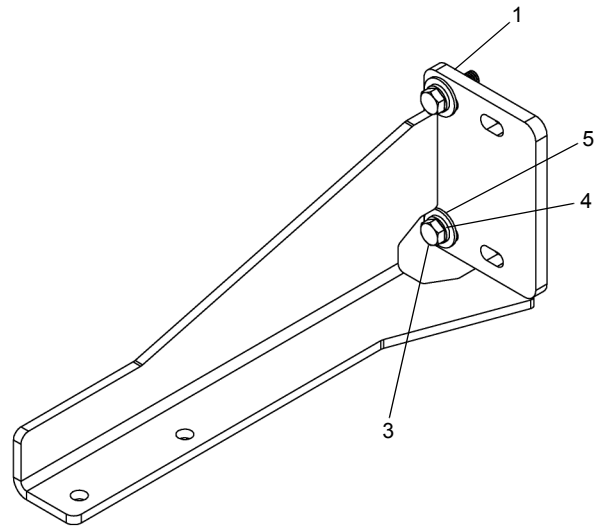
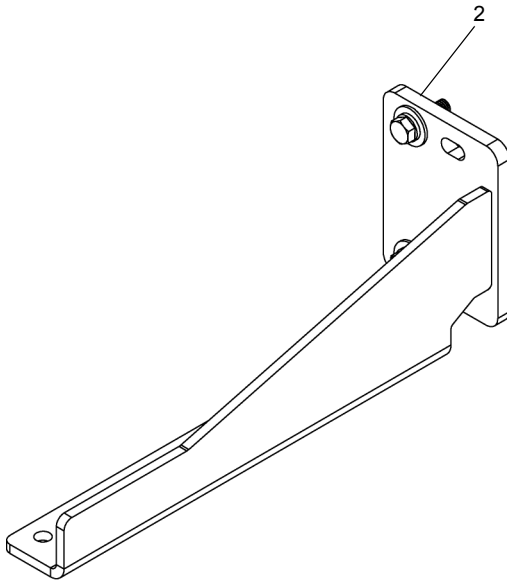
WHEN ORDERING PARTS, SPECIFY MODEL NUMBER, SERIAL NUMBER AND DESCRIPTION OF PARTS REQUIRED



**HOSE ASSY, - 6 HYD CASE DRAIN
OPERATOR CAB
(OPTION 1)**

DATE: Revised 12-2014
MODEL: T780
PAGE 31.11

GROUP
31



REF	PART NO.	DESCRIPTION	QTY
	221844 (Rev 00)	Kit, MD 9037/47/57/MTG	
1	222341	BRKT, MTG Right.....	1
2	222342	BRKT, MTG Left	1
3	221800	HHCS 3/8NC X 1-1/4 GR8 ZP	4
4	223849	Washer, Lock 3/8" ID	4
5	221847	Washer, Flat 3/8"/M10 - Hard YZ....	4

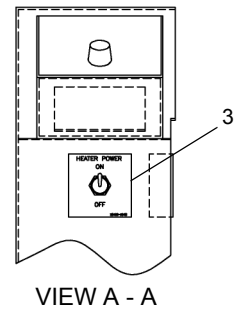
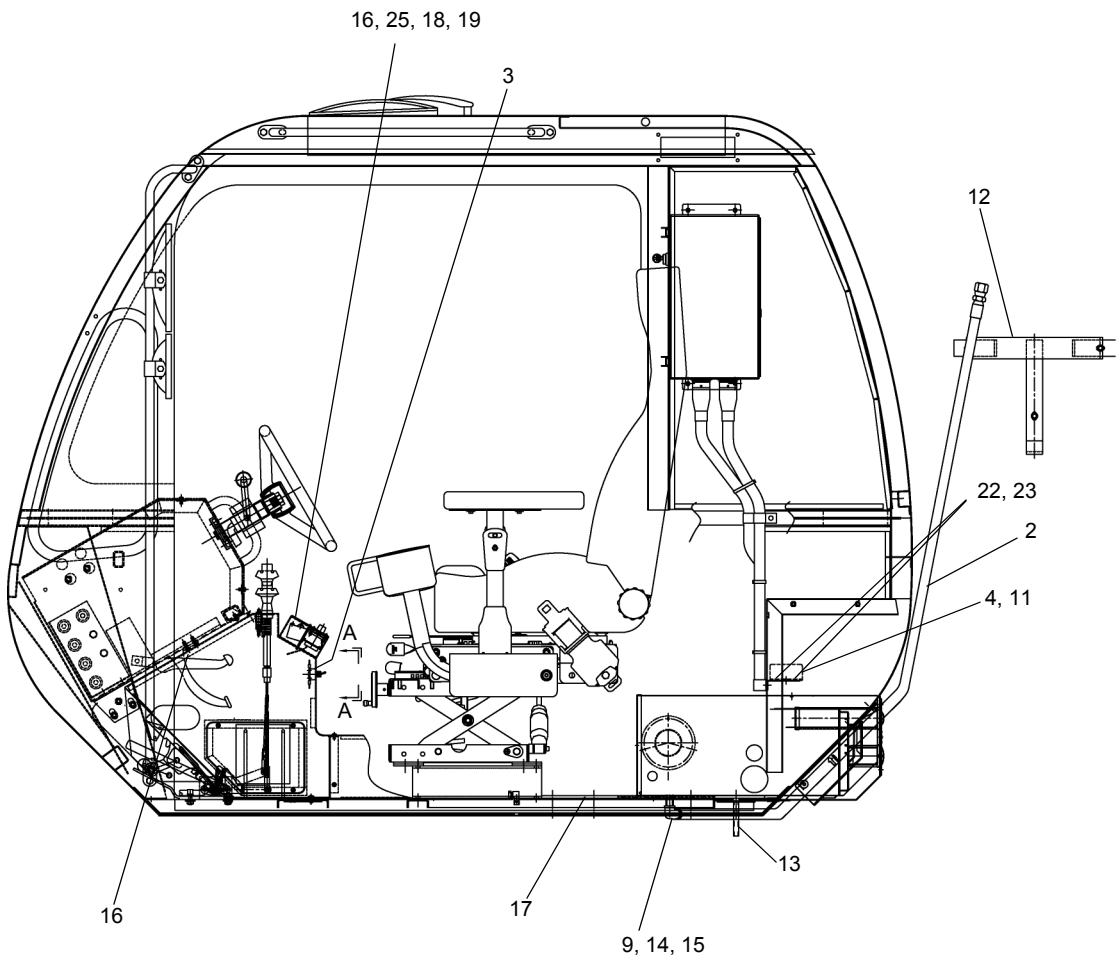
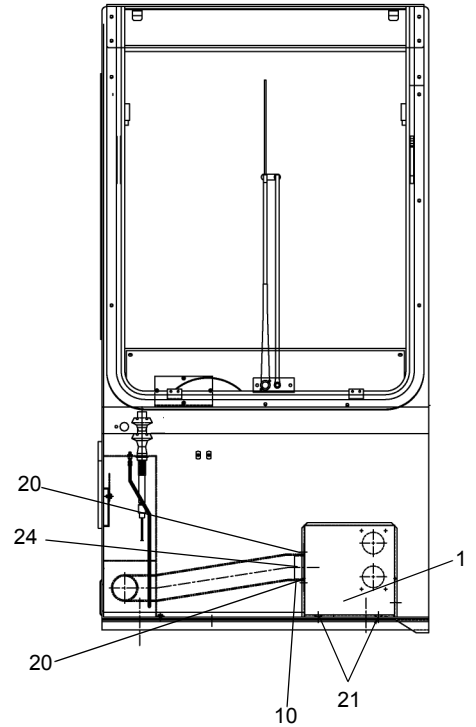
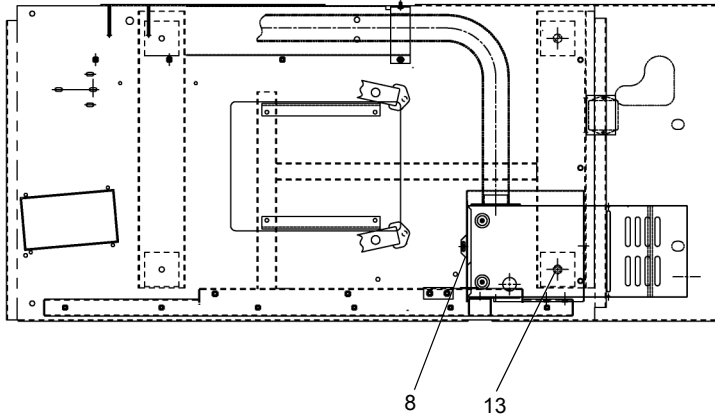
WHEN ORDERING PARTS, SPECIFY MODEL NUMBER, SERIAL NUMBER AND DESCRIPTION OF PARTS REQUIRED



**KIT, MD 9037/47/57 MTG
OPERATOR CAB
(OPTION 1)**

DATE: Revised 12-2014
MODEL: T780
PAGE 31.12

GROUP
31



SEE PAGE 31.14

WHEN ORDERING PARTS, SPECIFY MODEL NUMBER, SERIAL NUMBER AND DESCRIPTION OF PARTS REQUIRED



**HEATER ASSEMBLY, SUBURBAN
OPERATOR CAB
(OPTION 2)**

DATE: Revised 12-2014
MODEL: T780
PAGE 31.13

GROUP
31

SEE PAGE 31.13

<u>REF</u>	<u>PART NO.</u>	<u>DESCRIPTION</u>	<u>QTY</u>
	719A0113 (Rev K)	<i>Suburban Assembly Heater</i>	
1	719 0223	Suburban Propane Heater	1
2	719A0930	Hose ASS'Y & FTG	1
3	12400-1048	Heater Decal	1
4	1223-1076	Slope Alert Tilt Sensor.....	1
5*	719 0227	L.P. Regulator	1
6*	441 6828	Relay	1
7*	1221-147	Silicone Sealant.....	1
8	719 0471	Heater Cover	1
9	12019-62	3/8 Pipe to -6 JIC.....	1
10	719F0482	Adapter Flange.....	1
11	719 0476	Slope Alert Mounting Panel.....	1
12	719A0440	LP Bracket Kit.....	1
13	1233-75	1/2-13 x 3 1/2 LG. Carriage Bolt.....	1
14	1219-641	3/8 X 90 Pipe Elbow	1
15	1219-199	3/8 X 2 1/2 Pipe Nipple.....	1
16	200B2007-3	P-Clamp	1
17	220-7007-5	1/4-20 X 0.75 LG. FLG/HD	2
18	719 0479	Kenway Remote Spacer Box	1
19	719A0225	Thermostat Assembly	1
20	1236-6	#8 X 3/4" Sheet Metal Screw.....	5
21	1200-416	1/4-20 X 3/4 Flangre Head Bolt.....	2
22	1233-69	Screw Machine	4
23	1230-6	Nut.....	4
24	1240-291	Clamp	2
25	1233-78	#6-32 X 3.00 LG. R.H.M.S	2

* ITEMS 5, 6 & 7 ARE NOT SHOWN IN ILLUSTRATION

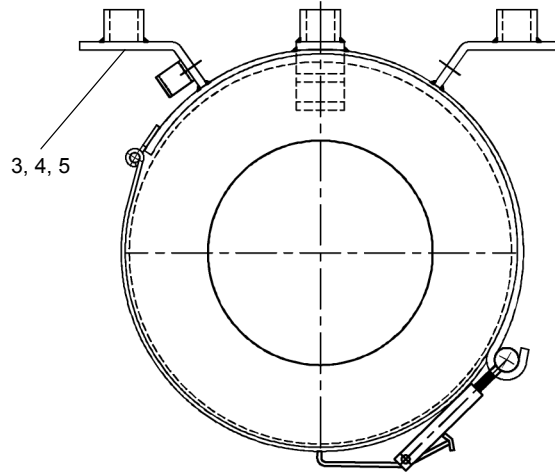
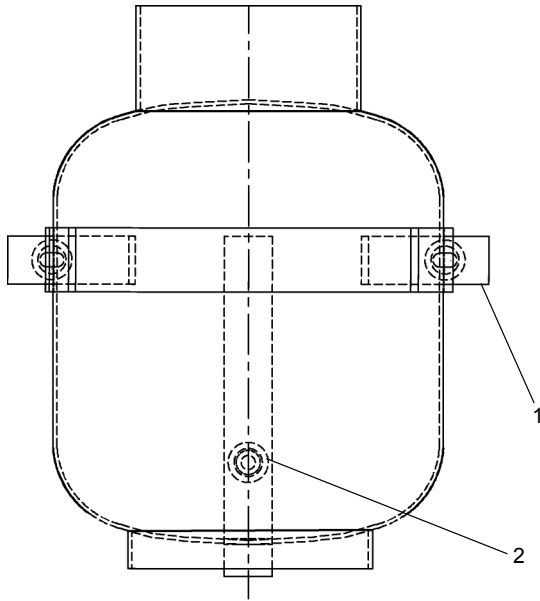
WHEN ORDERING PARTS, SPECIFY MODEL NUMBER, SERIAL NUMBER AND DESCRIPTION OF PARTS REQUIRED



**HEATER ASSEMBLY, SUBURBAN
OPERATOR CAB
(OPTION 2)**

DATE: Revised 12-2014
MODEL: T780
PAGE 31.14

**GROUP
31**



REF	PART NO.	DESCRIPTION	QTY
	719A0440 (Rev G)	LP Bracket Kit	
1	719F0498	L.P. Bracket.....	1
2	1203-302	3/8-16 X 1.75 FLT.HD.....	1
3	1210-20	3/8" Lockwasher.....	2
4	S14-375CB00-H2	3/8-16 X 2.0 SHCS.....	2
5	1209-4	3/8" Flatwasher.....	2

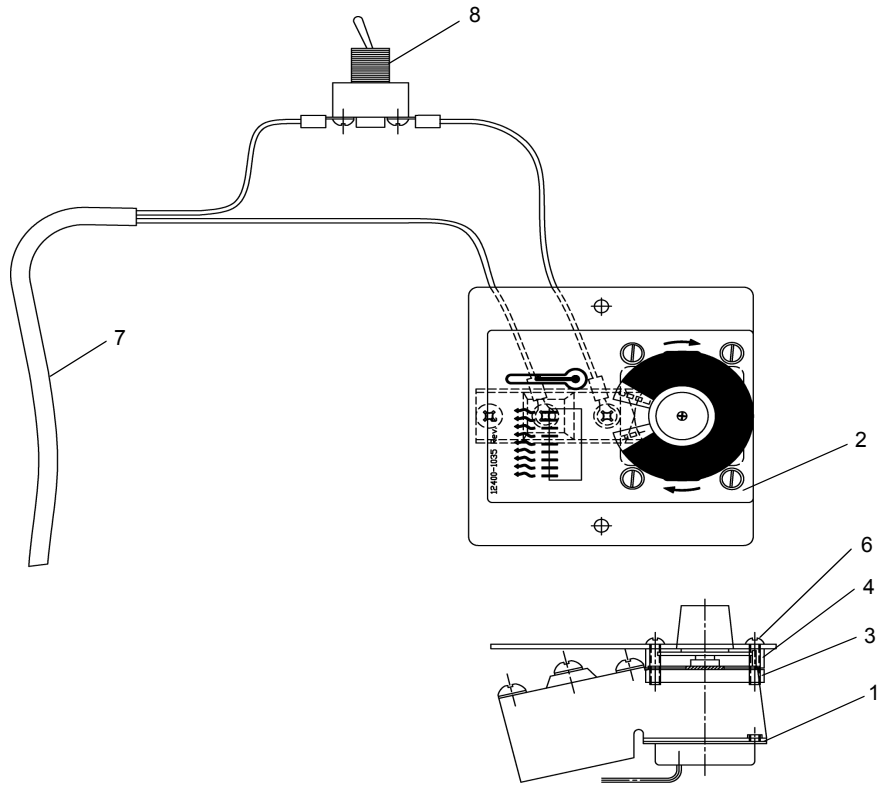
WHEN ORDERING PARTS, SPECIFY MODEL NUMBER, SERIAL NUMBER AND DESCRIPTION OF PARTS REQUIRED



**L.P BRACKET KIT
(OPTION 2)**

DATE: Revised 12-2014
 MODEL: T780
 PAGE 31.15

GROUP
31



REF	PART NO.	DESCRIPTION	QTY
	719A0225 (Rev E)	Thermostat Assembly	
1	719 0817	Thermostat.....	1
2	12400-1035	Decal.....	1
3	719 0611	Keeper	2
4	719 0612	Spacer Bar.....	2
5	719 0470	Thermostat MTG. Cover	1
6	1233-76	#6-32 X 0.75 RD HD MACH Screw	4
7	719 0721	Heater Harness.....	1
8	1223-1025	Switch, SPST Toggle.....	1

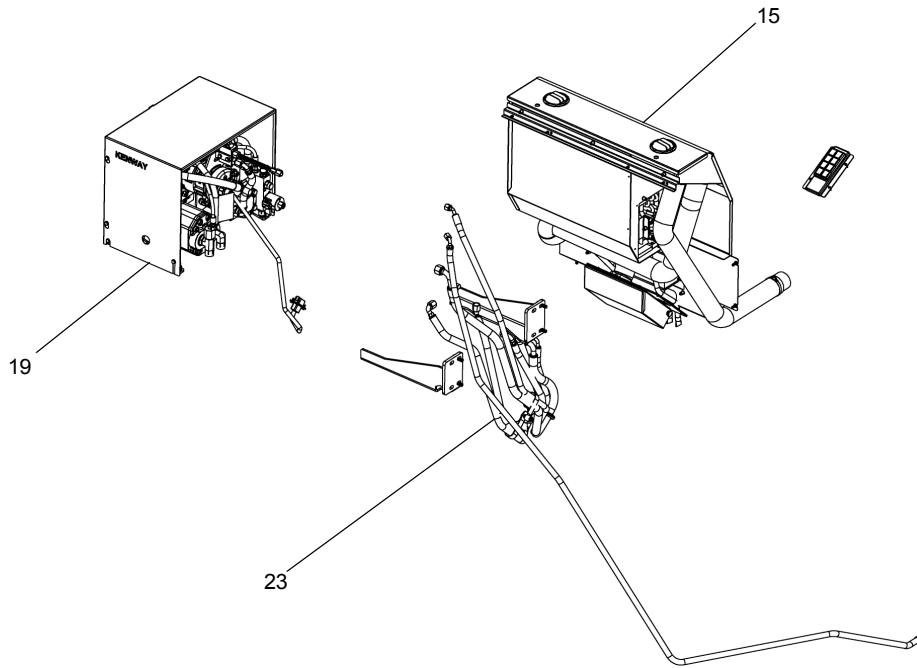
WHEN ORDERING PARTS, SPECIFY MODEL NUMBER, SERIAL NUMBER AND DESCRIPTION OF PARTS REQUIRED



**THERMOSTAT ASSEMBLY
OPERATOR CAB (OPTION 2)**

DATE: Revised 12-2014
MODEL: T780
PAGE 31.16

GROUP
31



REF	PART NO.	DESCRIPTION	QTY
	T110026 (Rev A)	<i>Deluxe A/C & Flameless Heat</i>	
1*	1200-59	HHCS 3/8NC x 1	1
2*	1209-3	Washer 5/16.....	1
3*	1210-20	Washer, Lock 3/8	1
4*	12019-112	Tee, -6.....	1
5*	1222-202	Tie, Plastic 15"	6
6*	1240-29	Clamp.....	1
7*	1200-57	HHCCS, 3/8" x 3/4"	1
8*	12508-24	Sleeve	1
9*	707 4108-76	Hose, -12.....	1
10*	721 0253-60	Hose, -12.....	1
11*	1219-802	Adapter.....	2
12*	1219-820	Adapter, JIC/JIC.....	1
13*	441 6828	Relay, 12V.....	1
14*	1200-416	Bolt, 1/4-20 x 3/4	2
15	T109883	Cab Assembly Kit.....	1
16*		Bag ASSY, Switch Plate	1
17*		Adapter, "Y" Flex hose 2.5"	1
18*		Flex Tube 2.5" OD x 18".....	1
19	T109886	Hydraulic Drive Unit	1
20*		HHCS, 3/8 x 1-1/4 GR8.....	4
21*		Washer, Lock 3/8 ID.....	4
22*		Nut, HEX 3/8-16NC.....	4
23	T109948	Hose & Drive Mounting Kit.....	1
24*		Washer, Lock 3/8" ID	4
25*		Washer, Flat 3/8"/M10.....	4
26*		HHCS 3/8 x 1-1/4 GR8.....	4
27*		Bracket, Left Mounting	1
28*		Bracket, Right Mounting.....	1
29*		Hose, Case Drain -6.....	1
30*		Hose, Refrigerant -6.....	1
31*		Hose, Refrigerant -10.....	1
32*		Hose, Heater -8.....	2
33*		Clamp, Double	2

* ITEMS 1 TO 14, 16 TO 18, 20 TO 22 & 24 TO 33 ARE NOT SHOWN IN THE ILLUSTRATION

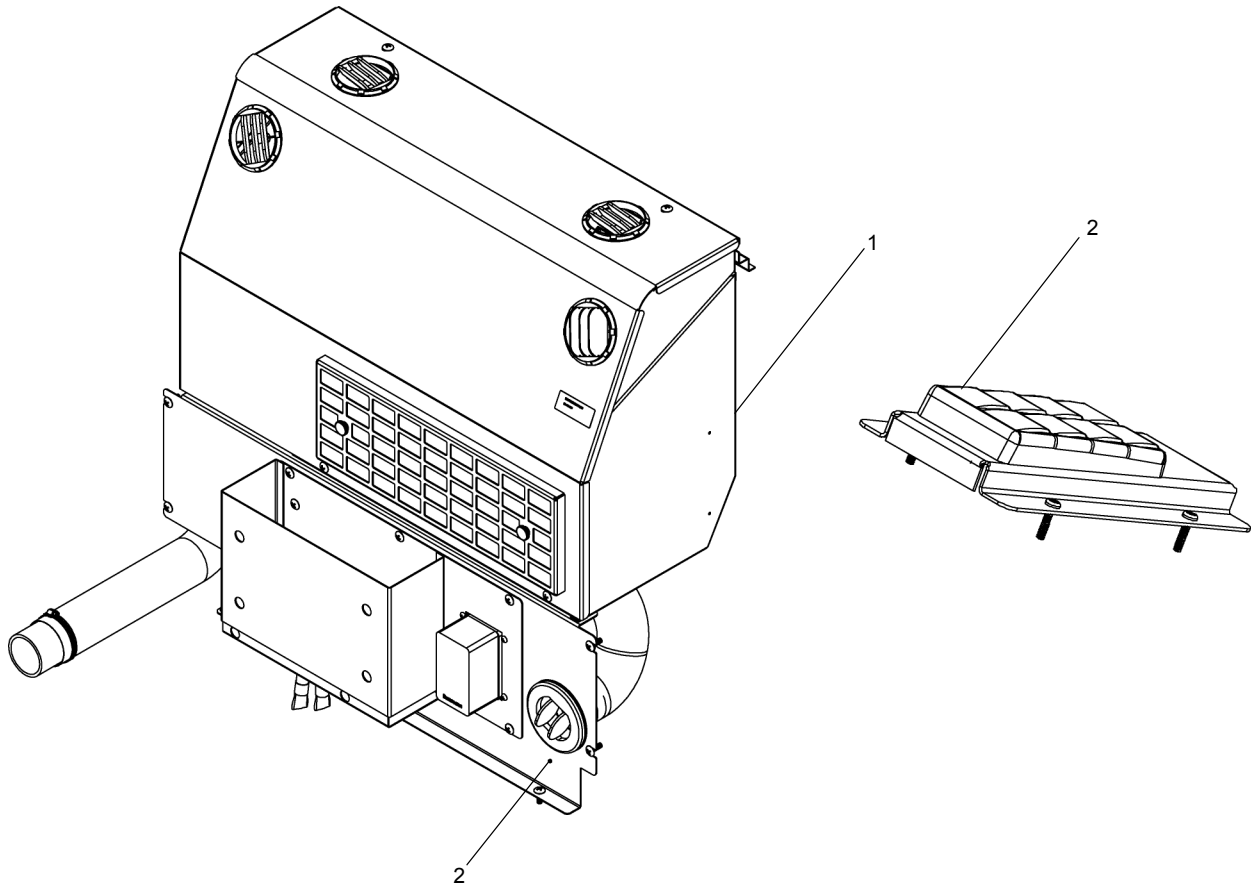
WHEN ORDERING PARTS, SPECIFY MODEL NUMBER, SERIAL NUMBER AND DESCRIPTION OF PARTS REQUIRED



**DELUXE A/C & FLAMELESS HEAT
KENWAY OPERATOR CAB
(OPTION 3)**

DATE: Revised 12-2014
MODEL: T780
PAGE 31.17

GROUP
31



<u>REF</u>	<u>PART NO.</u>	<u>DESCRIPTION</u>	<u>QTY</u>
	T109883 (Rev 00)	<i>Kit, Cab ASSY Deluxe AOH</i>	
1	T110024	Blower ASSY, AC & Heat.....	1
2	221879	Shelf ASSY.....	1

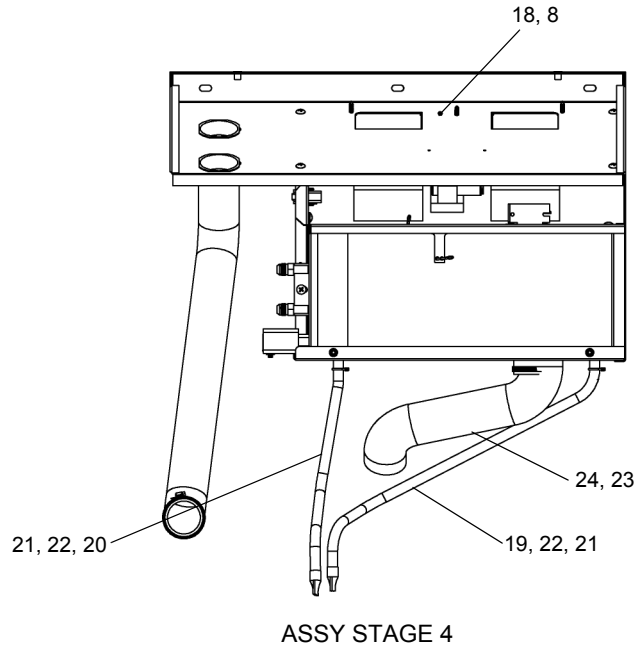
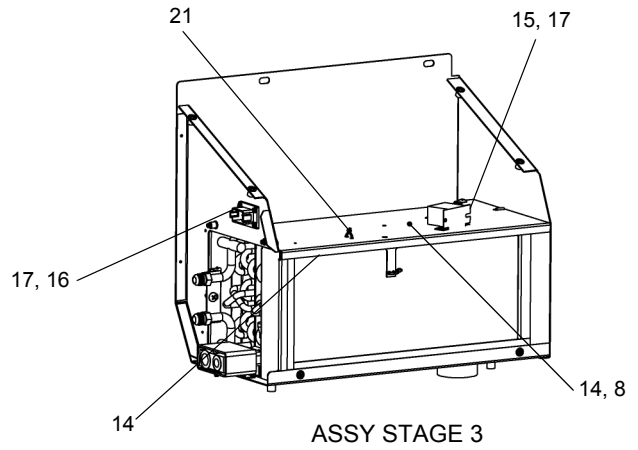
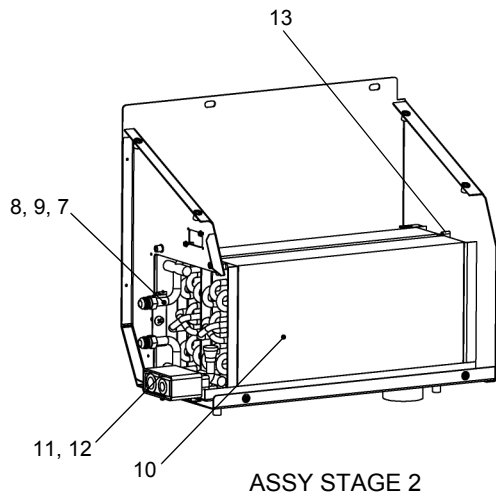
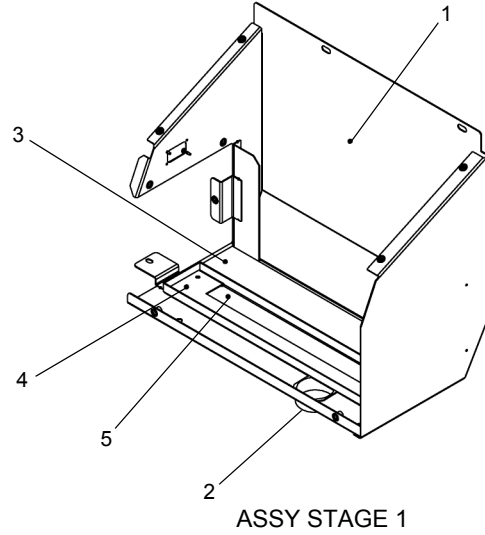
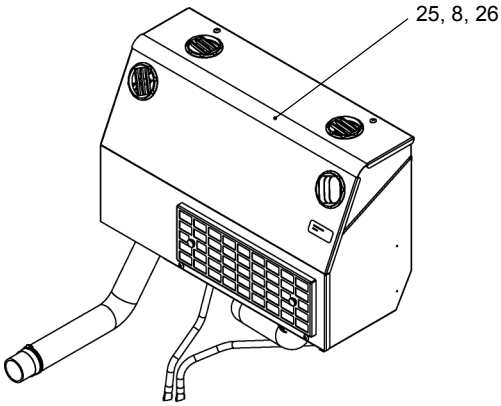
WHEN ORDERING PARTS, SPECIFY MODEL NUMBER, SERIAL NUMBER AND DESCRIPTION OF PARTS REQUIRED



**CAB ASSY KIT, KENWAY
OPERATOR CAB
(OPTION 3)**

DATE: Revised 12-2014
MODEL: T780
PAGE 31.18

**GROUP
31**



SEE PAGE 31.20

WHEN ORDERING PARTS, SPECIFY MODEL NUMBER, SERIAL NUMBER AND DESCRIPTION OF PARTS REQUIRED



BLOWER ASSY, AC & HEAT

DATE: Released 12-2014

MODEL: T780

PAGE 31.19

GROUP

31

SEE PAGE 31.19

<u>REF.</u>	<u>PART NO.</u>	<u>DESCRIPTION</u>	<u>QTY</u>
	T110024 (Rev A)	<i>Blower ASSY, AC & Heat</i>	
1**	221856	HSG Main HB9	1
2	221857	Adapter, Hose 2.5"	1
3**	221858	Foam, .5 X 2.88 X 19.75 ADH BCK.....	1
4**	221859	Support, Coil.....	1
5**	221860	Drain Pan.....	1
6**	228269	Sealant, Silicone Clear	0.05 BTL
7	221861	Coil, Oil Heat.....	1
8**	221862	Screw, PTH 1/4-20 X 3/4Black Zinc	12
9	227718	Seal, FLARETITE JIC -08.....	2
10	221863	Group, EVAP Coil.....	1
11**	221864	Nut WHIZLOCK 1/4-20 NC.....	1
12**	221816	HHCS 1/4 NC X 1.5	1
13	221865	Clamp, Metal Chassis.....	1
14**	221866	Cover, Coil.....	1
15	219733	Thermostat, Fixed.....	1
16	221868	Wire Harness, HB9.....	1
17**	221869	Screw, #8 X 1/2, Self Drilling	6
18	221870	Group, Blower 12V	1
19	221871	Hose, Drain 1/2" X 32" CORRUGATED	1
20	221871	Hose, Drain 1/2" X 24" CORRUGATED	1
21**	221873	Tie, Plastic 4".....	4
22	219925	Tube, KAZOO Drain Valve	2
23	228270	Clamp, Hose (1.8"-2.75").....	1
24	221854	Hose Duct, 2.5" ID X 16.5"	1
25	221877	Group, Cover	1
26**	221841	Label, KW Serial#.....	1

ITEM 6 IS NOT SHOWN IN THE ILLUSTRATION

** ITEMS ARE NOT SOLD SEPARATELY

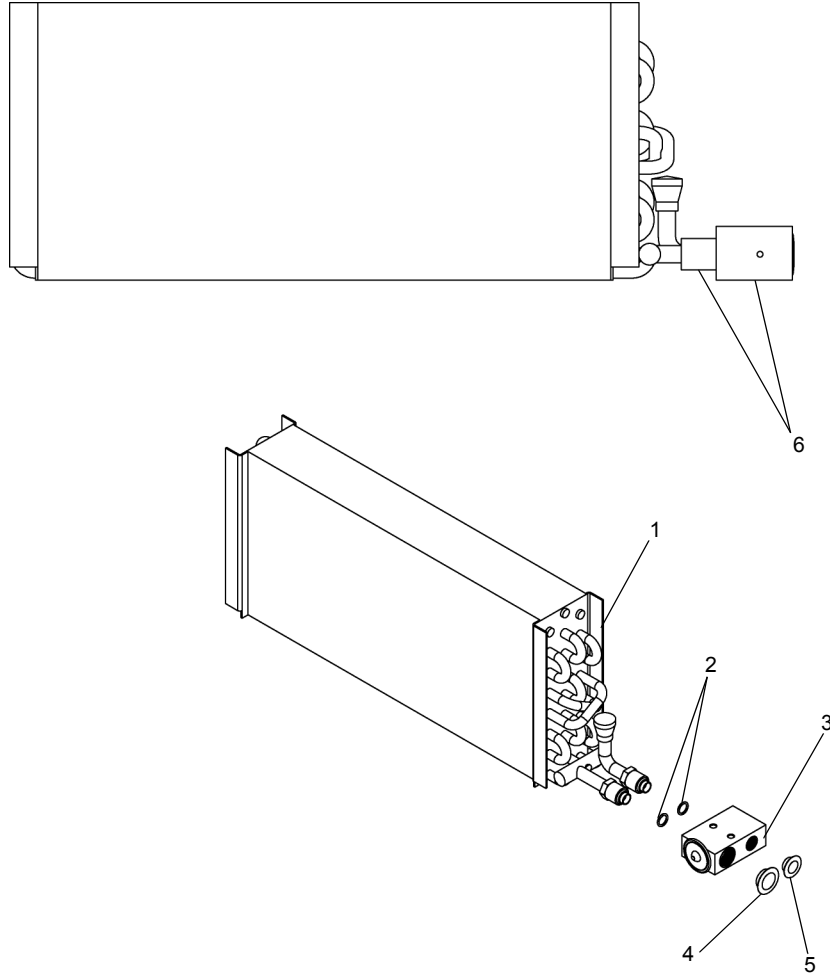
WHEN ORDERING PARTS, SPECIFY MODEL NUMBER, SERIAL NUMBER AND DESCRIPTION OF PARTS REQUIRED



BLOWER ASSY, AC & HEAT

DATE: Released 12-2014
MODEL: T780
PAGE 31.20

**GROUP
31**



<u>REF.</u>	<u>PART NO.</u>	<u>DESCRIPTION</u>	<u>QTY</u>
	221863	Group, EVAP Coil	
1	228271	Coil, EVAP	1
2	215839	O-Ring, #8 R-134A/ R-12	2
3	219736	Valve, EXP. Block	1
4**	223830	Cap, Plastic #10 F10R	1
5**	223831	Cap, Plastic #6 F10R	1
6	223821	TAR Tape, 12 Inches	1

** ITEMS ARE NOT SOLD SEPARATELY

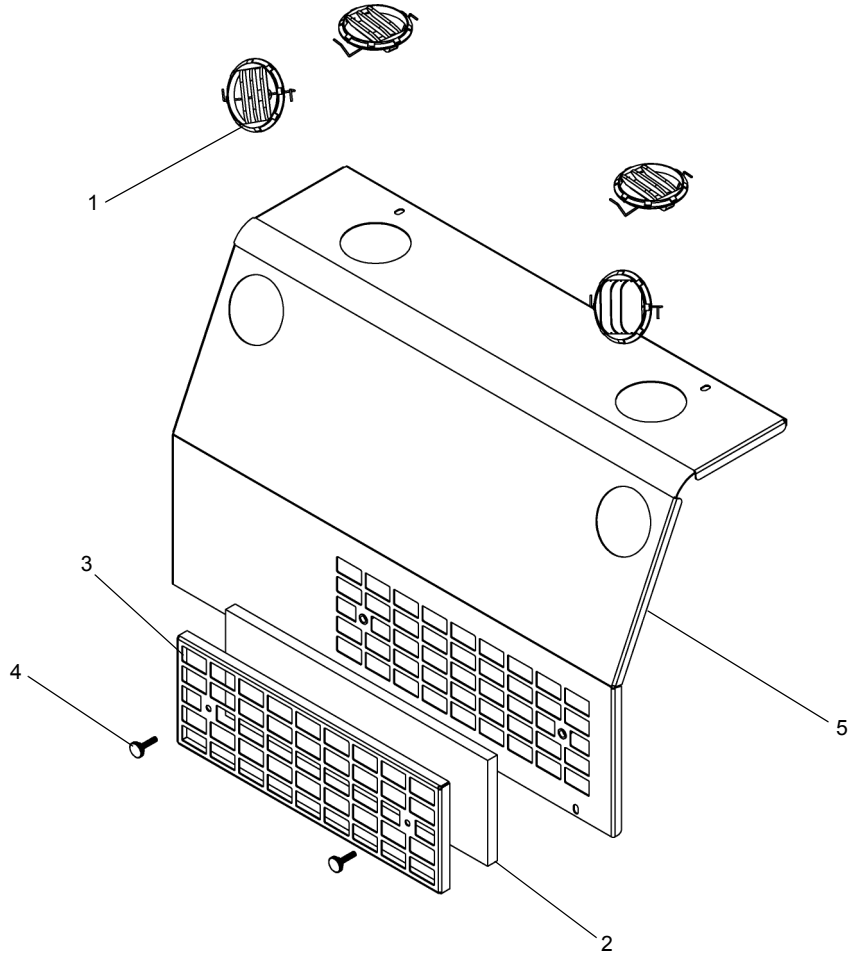
WHEN ORDERING PARTS, SPECIFY MODEL NUMBER, SERIAL NUMBER AND DESCRIPTION OF PARTS REQUIRED



GROUP, EVAP COIL

DATE: Released 12-2014
 MODEL: T780
 PAGE 31.21

GROUP
31



<u>REF</u>	<u>PART NO.</u>	<u>DESCRIPTION</u>	<u>QTY</u>
	221877	Group, Cover	
1	219727	Louver, 3.4" OD	4
2	228272	Filter, RECIRC	1
3**	228273	Bracket, Filter	1
4	219738	Knob, 1/4-20X1"	2
5**	228274	Cover, 02-HB9	1

** ITEMS ARE NOT SOLD SEPARATELY

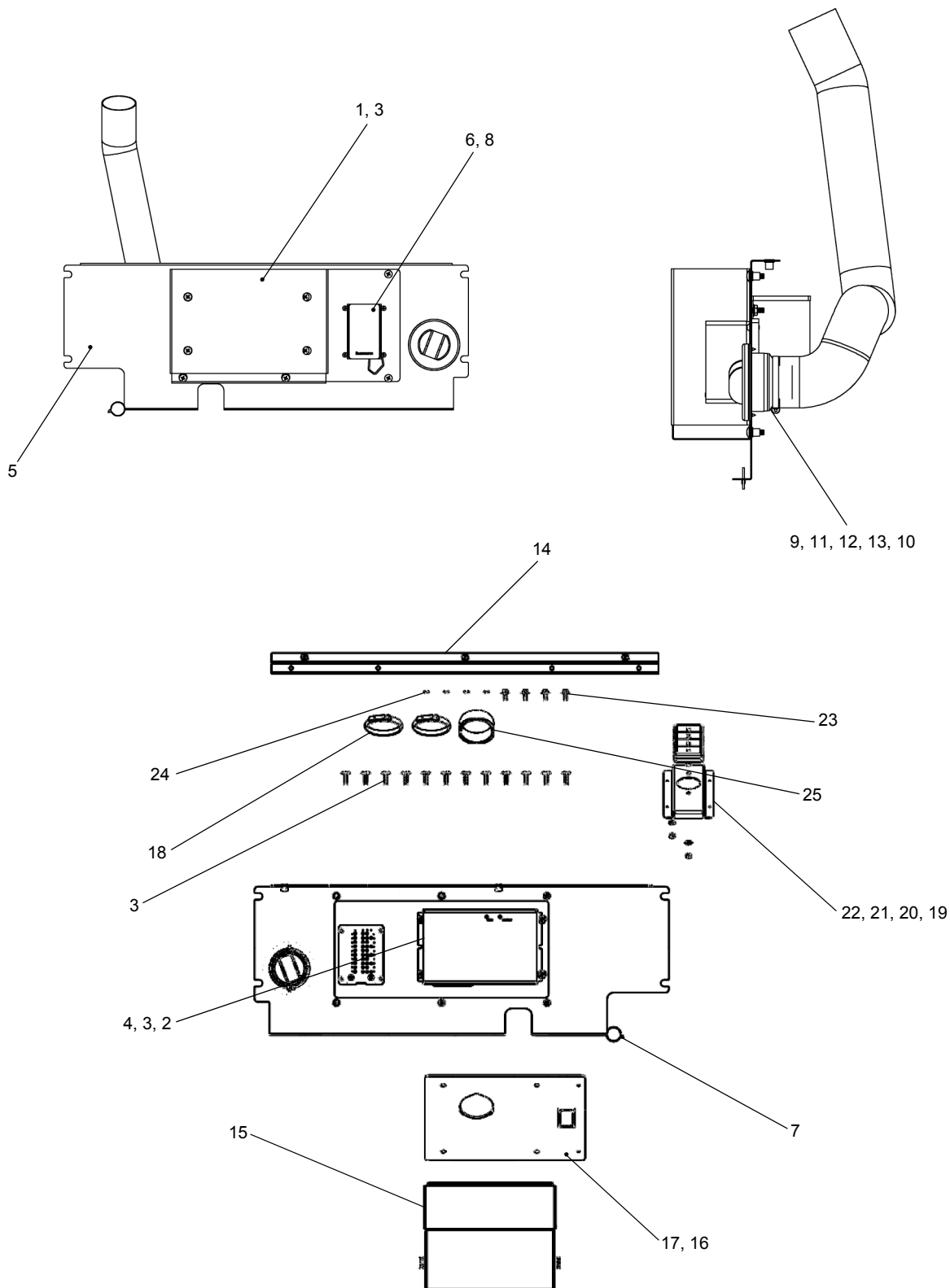
WHEN ORDERING PARTS, SPECIFY MODEL NUMBER, SERIAL NUMBER AND DESCRIPTION OF PARTS REQUIRED



GROUP, COVER

DATE: Released 12-2014
 MODEL: T780
 PAGE 31.22

GROUP
31



SEE PAGE 31.24

WHEN ORDERING PARTS, SPECIFY MODEL NUMBER, SERIAL NUMBER AND DESCRIPTION OF PARTS REQUIRED

 **TEREX**
P/N 12261-690

SHELF ASSY

DATE: Released 12-2014
MODEL: T780
PAGE 31.23

GROUP
31

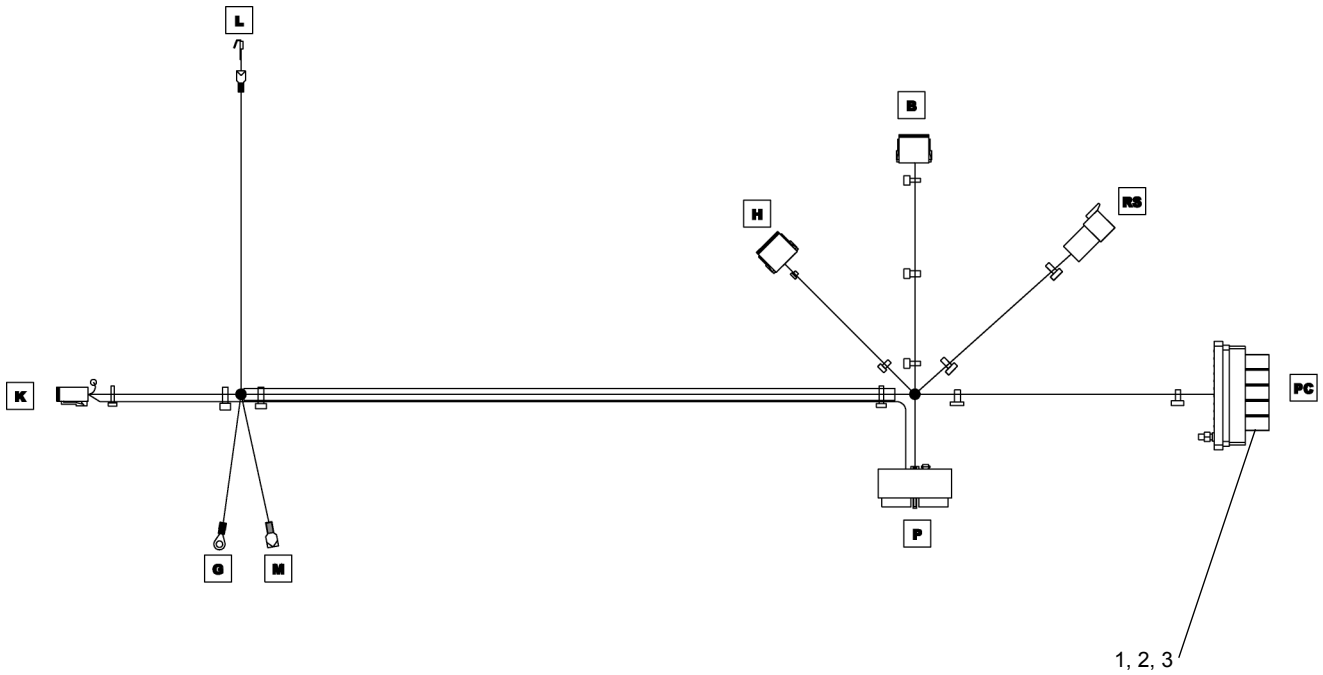
SEE PAGE 31.23

<u>REF</u>	<u>PART NO.</u>	<u>DESCRIPTION</u>	<u>QTY</u>
	221879	<i>Shelf ASSY</i>	
1**	221880	Panel W/ Pocket	1
2	221881	Controller, Programmable	1
3**	221862	Screw, PTH 1/4-20 X 3/4 Black Zinc	22
4**	221864	Nut WHIZLOCK 1/4-20 NC	4
5**	221884	Shelf	1
6	221882	Harness & Fuse Panel ASSY, HB9	1
7**	221874	Tie, Plastic 7"	1
8**	221883	Screw, Machine #10-32 X 1/2" Round Phillips Head ZC..	4
9	228275	Panel MNT, Louver W/ H.A.	1
10**	228276	Screw, #6 X 3/8" Flat Head Phillips SELF Tapping	2
11	221886	Louver, 4" W/O MNT	1
12**	221854	Duct Hose 2.5" ID X 45"	1
13**	228270	Clamp, Hose (1.8"-2.75")	1
14**	221878	BRKT, Cab MTG	1
15	219836	Outside Air Kit	1
16**	221889	Gasket, Fresh Air Adapter	1
17**	221890	Panel, Fresh Adapter	1
18	221876	Clamp, Snapper 2 1/2" DIA Plastic	2
19**	221891	Panel, Keypad MTG	1
20	221892	Keypad, 4 X 2 Terex	1
21**	221817	Washer, Lock 1/4 YZ	2
22**	221893	Nut, HEX M6 X 1.0	2
23**	221894	HWH Slotted 1/4-20 X .5" - Self Tapping	4
24**	221895	Screw, Phillips Pan Head #6-32 X 5/8"	4
25	221857	Adapter, Hose 2.5"	1

** ITEMS ARE NOT SOLD SEPARATELY

WHEN ORDERING PARTS, SPECIFY MODEL NUMBER, SERIAL NUMBER AND DESCRIPTION OF PARTS REQUIRED

 P/N 12261-690	<h2>SHELF ASSY</h2>	DATE: Released 12-2014	GROUP <h1>31</h1>
		MODEL: T780	
		PAGE 31.24	



<u>REF</u>	<u>PART NO.</u>	<u>DESCRIPTION</u>	<u>QTY</u>
	221882	Fuse Panel ASSY, HB9	
1	228277	Relay.....	5
2	228278	10 AMP Fuse.....	5
3	228279	20 AMP Fuse.....	2

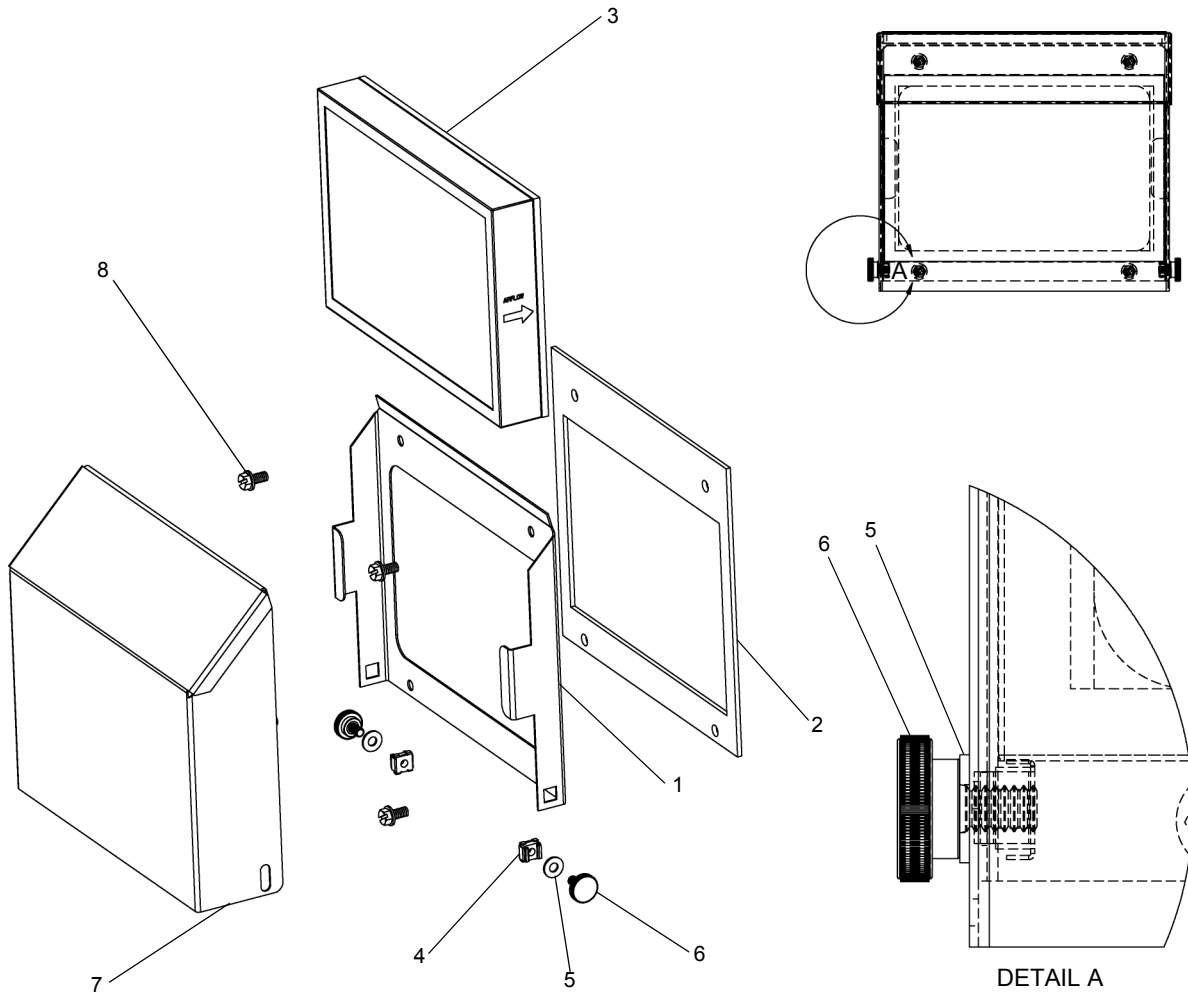
WHEN ORDERING PARTS, SPECIFY MODEL NUMBER, SERIAL NUMBER AND DESCRIPTION OF PARTS REQUIRED



FUSE PANEL ASSY, HB9

DATE: Released 12-2014
 MODEL: T780
 PAGE 31.25

GROUP
31



<u>REF</u>	<u>PART NO.</u>	<u>DESCRIPTION</u>	<u>QTY</u>
	219836	<i>Outside Air Kit</i>	
1**	219832	Base, Filter	1
2**	223835	Gasket	1
3	223836	Filter, Paper 1.25" X 6 .2" X 9.33"	1
4	217215	Nut, Retainer 1/4-20 NC	2
5**	219834	Washer, Flat 3/16"	2
6	217214	Knob, Thumb Screw 1/4 NC X 1/2"	2
7**	219833	Cover, Filter	1
8**	221894	HWH Slotted 1/4-20 X .5" - Self Tapping	4

** ITEMS ARE NOT SOLD SEPARATELY

WHEN ORDERING PARTS, SPECIFY MODEL NUMBER, SERIAL NUMBER AND DESCRIPTION OF PARTS REQUIRED



OUTSIDE AIR KIT

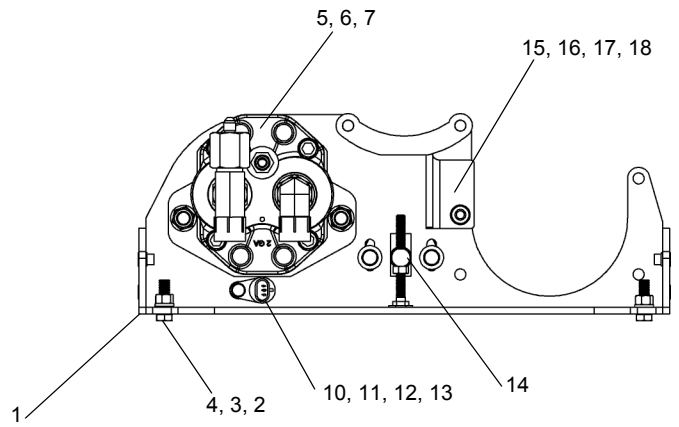
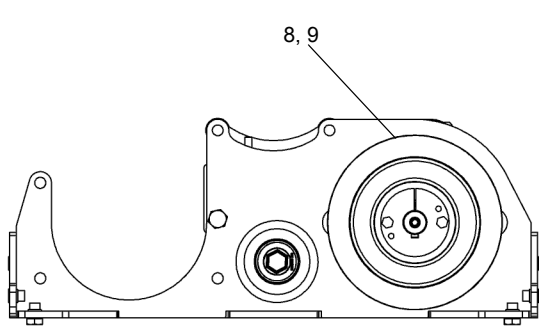
DATE: Released 12-2014

MODEL: T780

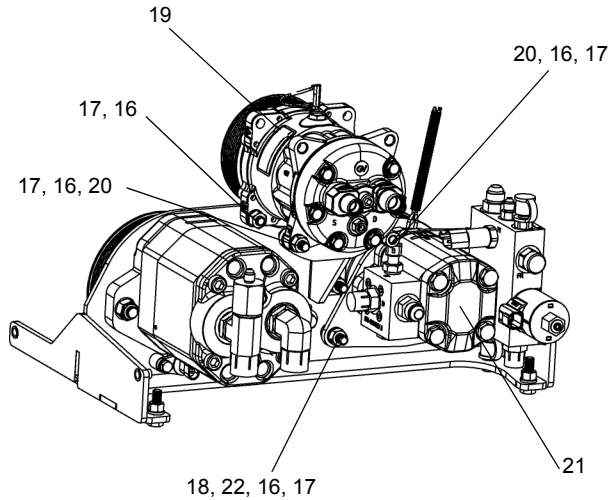
PAGE 31.26

GROUP

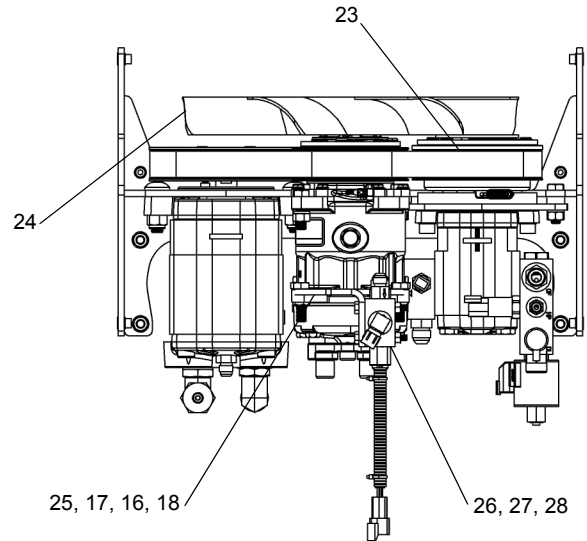
31



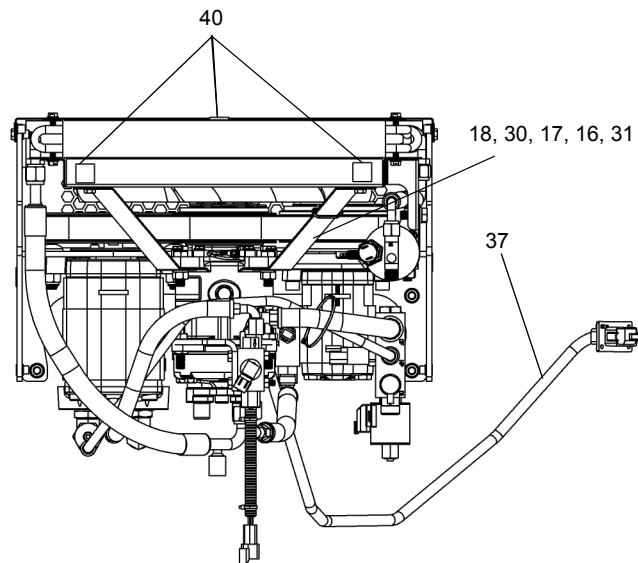
ASSY STAGE 1



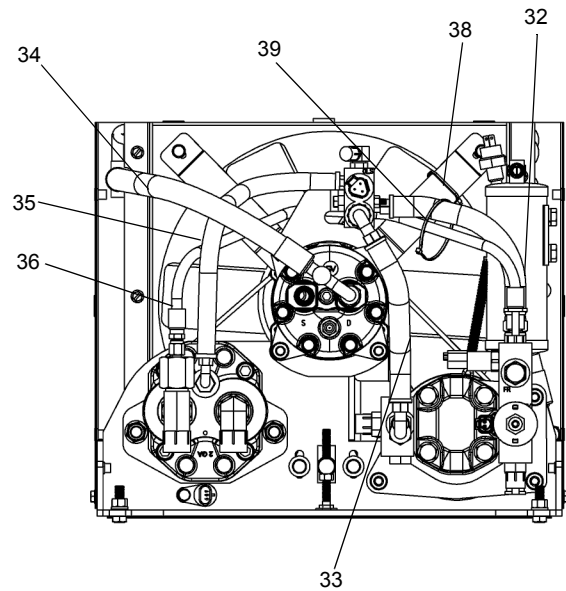
ASSY STAGE 2



ASSY STAGE 3



ASSY STAGE 4



SEE PAGE 31.28

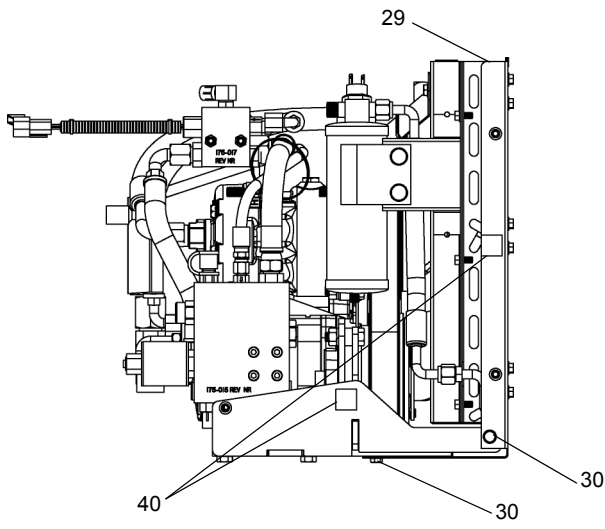
WHEN ORDERING PARTS, SPECIFY MODEL NUMBER, SERIAL NUMBER AND DESCRIPTION OF PARTS REQUIRED



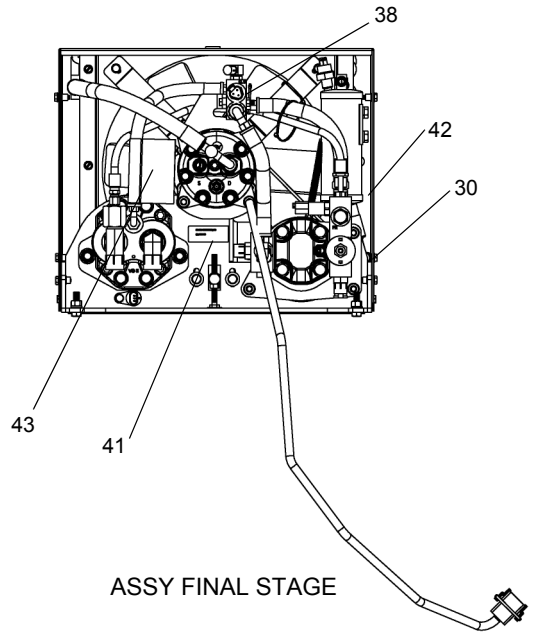
**HYDRAULIC DRIVE UNIT,
KENWAY, OPERATOR CAB
(OPTION 3)**

DATE: Revised 12-2014
MODEL: T780
PAGE 31.27

GROUP
31



ASSY STAGE 4



ASSY FINAL STAGE

SEE PAGE 31.27

REF	PART NO.	DESCRIPTION	QTY	REF	PART NO.	DESCRIPTION	QTY
T109886 (Rev 00) MD 9067 Terex 2AOH (Deluxe)							
1**	221797	Base, HYD	1	22	221824	Spacer, Tube .75 X .405 X .321" LG Painted	3
2**	221798	Nut, HEX 3/8-16NC YZ	4			Belt, Drive PV8 X 45.0	1
3**	223849	Washer Lock 3/8" ID	4	23	221825	Fan Mounting Group-9067	1
4**	221800	HHCS 3/8 NC X 1-1/4 GR8 ZP	4	24	227573	BKT, OLS	1
5	221808	Motor ASSY, 1.59 9067 AOH	1	25**	221829	ASSY, Oil Level Sensor Block	1
6**	221809	Carriage Bolt, 1/2 NC X 1.75 ZP	2	26	221830	HHCS 1/4-20 NC X 2 ZP	2
7**	221810	Nut HEX 1/2-13 NC Nylock ZP GR 8	2	27**	221831	Nut, HEX 1/4-20 Nylock	2
8**	221812	Bushing, 7/8"ID Split W/1/4 Keyway, Black Oxide Finish	1	28**	221832	COND.ASSY (9067)	1
9	221813	Pulley, HYD PV8	1	29	221833	HHCS 1/4-20 X 3/4 (WHIZLK)	12
10	221815	Sensor Speed	1	30**	221835	Brace	2
11**	221816	HHCS, 1/4 NC X 1.5	1	31**	221834	Hose ASSY, Push On, -8 STR-90	1
12**	221817	Washer, Lock 1/4 YZ	1	32	221837	Hose ASSY, Push On, -8 90-90	1
13	227570	Spacer, Aluminium .63/.25 X .625	1	33	221838	Hose ASSY, COMP-CD	1
14	227571	ASSY, Belt Tensioner	1	34	227575	Hose ASSY, Push On, -6 90-90	1
15**	221818	BRKT, COMP MTG	1	35	221839	Hose ASSY, HYD	1
16**	221819	Washer, Lock M10 ZP	12	36	221836	04FJX-04FJX-23.7" SAE100R2	1
17**	221820	Nut, HEX M10-1.5 YZ	13	37	221840	Wire Harness, 9067	1
18**	219935	HHCS M10-1.5 X 35mm GR10.9 YZ (16mm-Head)	1	38**	221874	Tie, Plastic 7"	2
19	227572	COMP, SD7H15 12 N 4 S8 119mm (FLX7) - Flag TERM	1	39**	216050	Tie, Plastic 15"	1
20**	221823	HHCS M10-1.5 X 40mm GR10.9 YZ (16mm-Head)	2	40**	227576	Gasket, .9" Square Or .9" Round	7
21	221822	Pump/Block ASSY MD9067 12V	1	41**	221841	Label, KW Serial #	1
				42	221842	Cover, 17-9067	1
				43**	227577	Label, Oil Charge Warning	1
				44**	221873	Tie, Plastic 4"	1

* ITEM 44 IS NOT SHOWN IN THE ILLUSTRATION

** ITEMS ARE NOT SOLD SEPARATELY

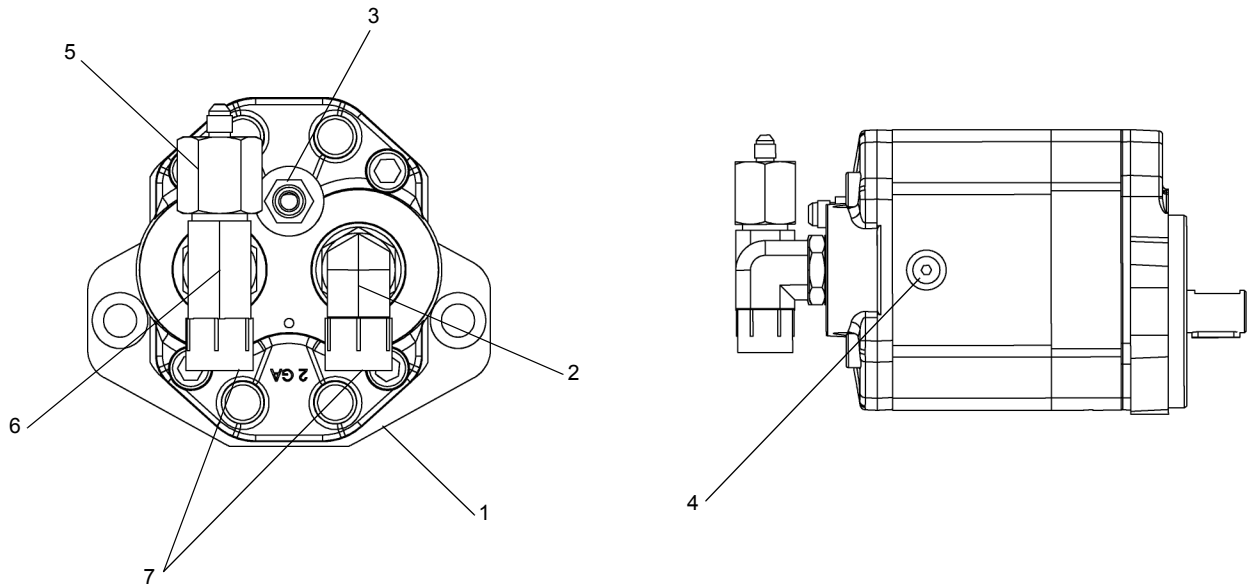
WHEN ORDERING PARTS, SPECIFY MODEL NUMBER, SERIAL NUMBER AND DESCRIPTION OF PARTS REQUIRED



**HYDRAULIC DRIVE UNIT,
KENWAY, OPERATOR CAB
(OPTION 3)**

DATE: Revised 12-2014
MODEL: T780
PAGE 31.28

GROUP
31



REF	PART NO.	DESCRIPTION	QTY
	221808	Motor ASSY, 1.59 9067 AOH	
1	228280	Motor, HYD Gear 1.59 W/ 9067 AOH MODS	1
2**	228281	Adapter, #12 MB X #12 MJ 90	1
3**	223059	Adapter, #6MB - #6MJ	1
4**	228282	Plug, HEX Socket SAE -4 ORB W/ BUNA	1
5**	228283	Adapter, -12FJ X -4 MJ	1
6**	228284	Adapter, Tee -12 MJ -12 MJ-12 MB Branch	1
7**	228285	Cap, Plastic 12JF 1 1/16-12 (FITS #12 JIC Male)	2

** ITEMS ARE NOT SOLD SEPARATELY

WHEN ORDERING PARTS, SPECIFY MODEL NUMBER, SERIAL NUMBER AND DESCRIPTION OF PARTS REQUIRED



MOTOR ASSY, 1.59 9067 AOH

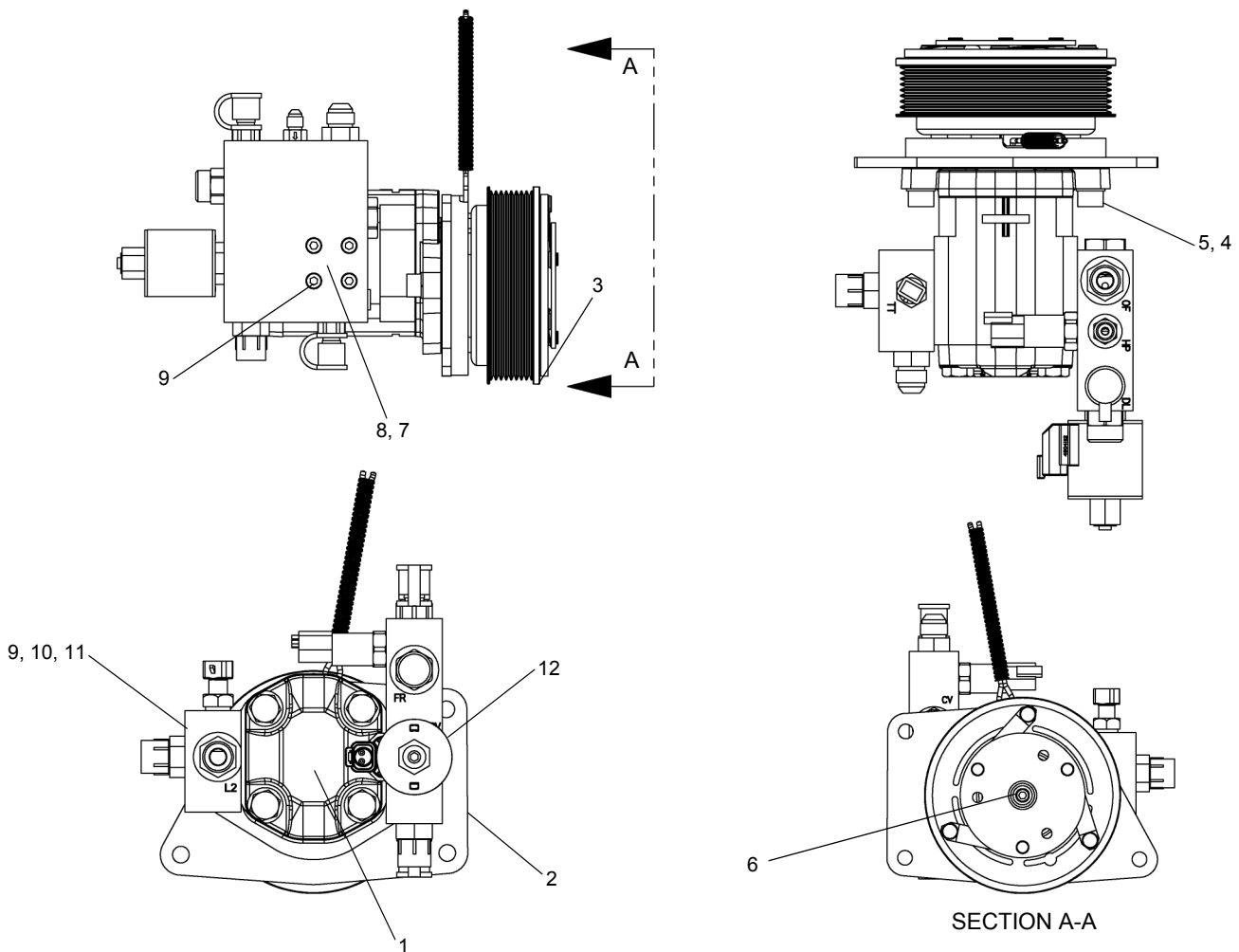
DATE: Released 12-2014

MODEL: T780

PAGE 31.29

GROUP

31

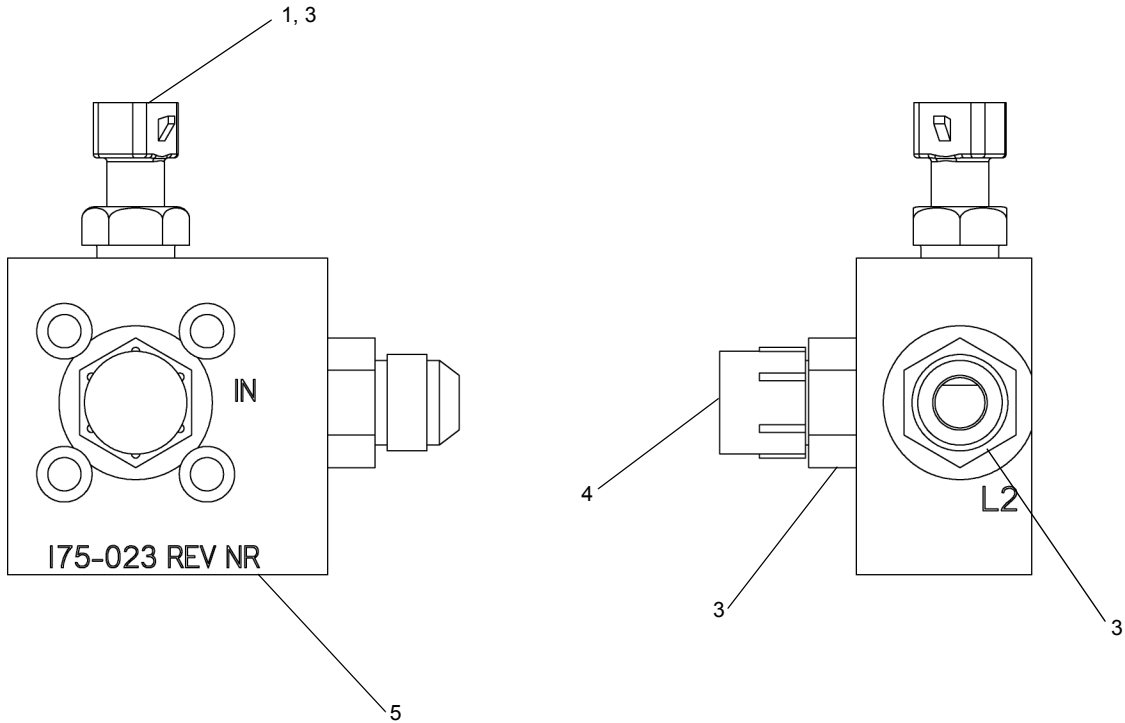


REF	PART NO.	DESCRIPTION	QTY
	221822	Pump/Block ASSY MD9067 12V	
1	228286	Pump, MARZ 1.09 CID.....	1
2**	228287	Plate, Pump BRKT.....	1
3	228288	Clutch, HYD PV8 5.35" 12 V.....	1
4**	221819	Washer, Lock M10 ZP.....	2
5**	228289	Screw, SHCS M10-1.5 X 30MM GR12.9 Black.....	2
6	228290	SHCS 1/4-28NF X 1" ZP.....	1
7	219815	O-Ring, HYD SAE -117 VITON.....	1
8	228291	ASSY, Heat Manifold.....	1
9	228292	SHCS M6 X 1.0 X 40mm GR 12.9.....	8
10	219826	O-Ring, HYD SAE-119.....	1
11	228294	ASSY, Return Block.....	1
12	228295	Coil, HYD Valve 12V-Deutsch W/ Diode.....	1
13**	228296	Threadlocker, High Strength.....	0.01 BTL

ITEM 13 IS NOT SHOWN IN THE ILLUSTRATION
 ** ITEMS ARE NOT SOLD SEPARATELY

WHEN ORDERING PARTS, SPECIFY MODEL NUMBER, SERIAL NUMBER AND DESCRIPTION OF PARTS REQUIRED

 P/N 12261-690	PUMP/BLOCK ASSY MD9067 12V	DATE: Released 12-2014	GROUP 31
		MODEL: T780	
		PAGE 31.30	



<u>REF</u>	<u>PART NO.</u>	<u>DESCRIPTION</u>	<u>QTY</u>
	228294	ASSY, Return Block	
1	228297	Transducer, HYD OilTemperature	1
2**	228298	Sealant, HYD Thread.....	.005
3**	228299	Adapter, -8MB to -8MJ.....	2
4**	228300	Cap, Plastic 8JF 3/4-16 (FITS #8 JIC Male)	1
5	228301	Manifold Block, Return Side (Deluxe).....	1

ITEM 2 IS NOT SHOWN IN THE ILLUSTRATION

** ITEMS ARE NOT SOLD SEPARATELY

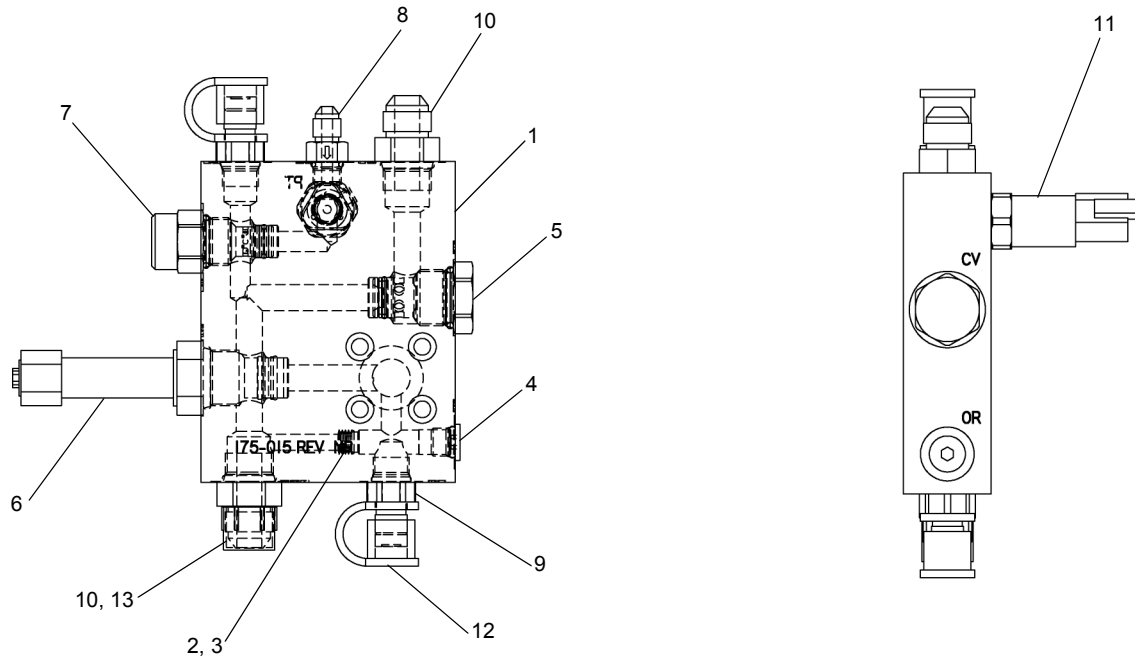
WHEN ORDERING PARTS, SPECIFY MODEL NUMBER, SERIAL NUMBER AND DESCRIPTION OF PARTS REQUIRED



ASSY, RETURN BLOCK

DATE: Released 12-2014
 MODEL: T780
 PAGE 31.31

GROUP
31



<u>REF</u>	<u>PART NO.</u>	<u>DESCRIPTION</u>	<u>QTY</u>
	228291	ASSY Heat Manifold	
1	228302	Manifold Block, Heat Side.....	1
2	219819	Orifice Plug .040.....	1
3**	228298	Hydraulic Sealant / Locker.....	0.001
4**	228282	Plug, HEX Socket SAE -4 ORB W/ BUNA.....	1
5	228303	Valve, HYD Check -10 100 PSI.....	1
6	219821	Valve, HYD PROP. Relief.....	1
7	228304	Valve, Flow Regulator.05 GPM.....	1
8	228305	Valve, Check Inline -4 MB X -4 MJ 5 PSI.....	1
9	219817	Nipple, Diagnostic.....	2
10**	228299	Adapter, -8MB to -8MJ.....	2
11	228306	Pressure Transducer 0-5000 PSI.....	1
12	219818	Dust Cover.....	2
13**	228300	Cap, Plastic 8JF 3/4-16 (FITS #8 JIC Male)....	1

** ITEMS ARE NOT SOLD SEPARATELY

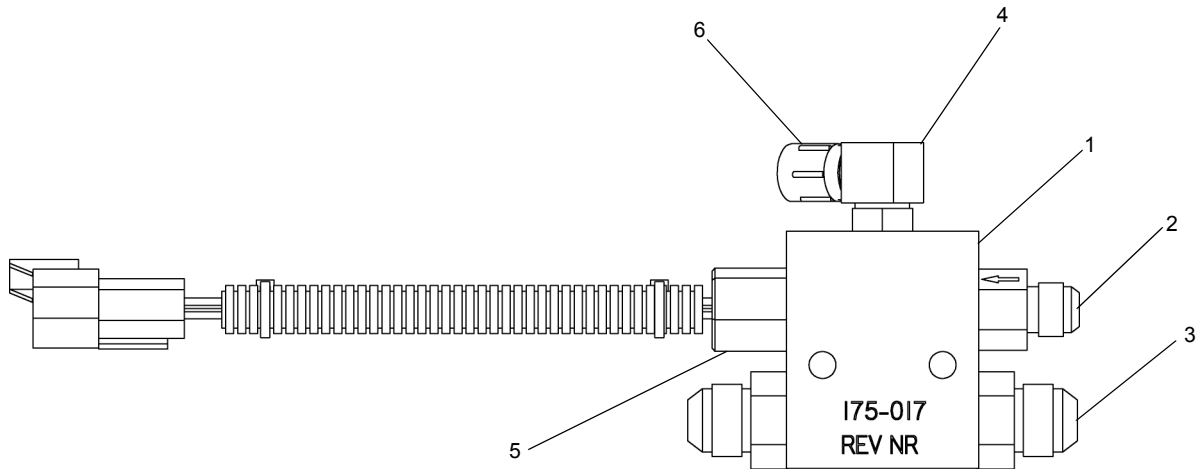
WHEN ORDERING PARTS, SPECIFY MODEL NUMBER, SERIAL NUMBER AND DESCRIPTION OF PARTS REQUIRED



ASSY, HEAT MANIFOLD

DATE: Released 12-2014
 MODEL: T780
 PAGE 31.32

GROUP
31



<u>REF</u>	<u>PART NO.</u>	<u>DESCRIPTION</u>	<u>QTY</u>
	221830	ASSY, Oil Level Sensor Block	
1	228307	Manifold, Oil Sensor.....	1
2	219822	Check Valve, Inline -6MB -6MJ 5 PSI.....	1
3**	228299	Adapter, -8MB to -8MJ.....	2
4**	228308	Adapter, -6MB X -6MJ90	1
5	228309	Switch, Oil Level W/ DT04-3P; -8	1
6**	228310	Cap, Plastic 6JF 9/16-18 (FITS #6 JIC Male) ..	1

** ITEMS ARE NOT SOLD SEPARATELY

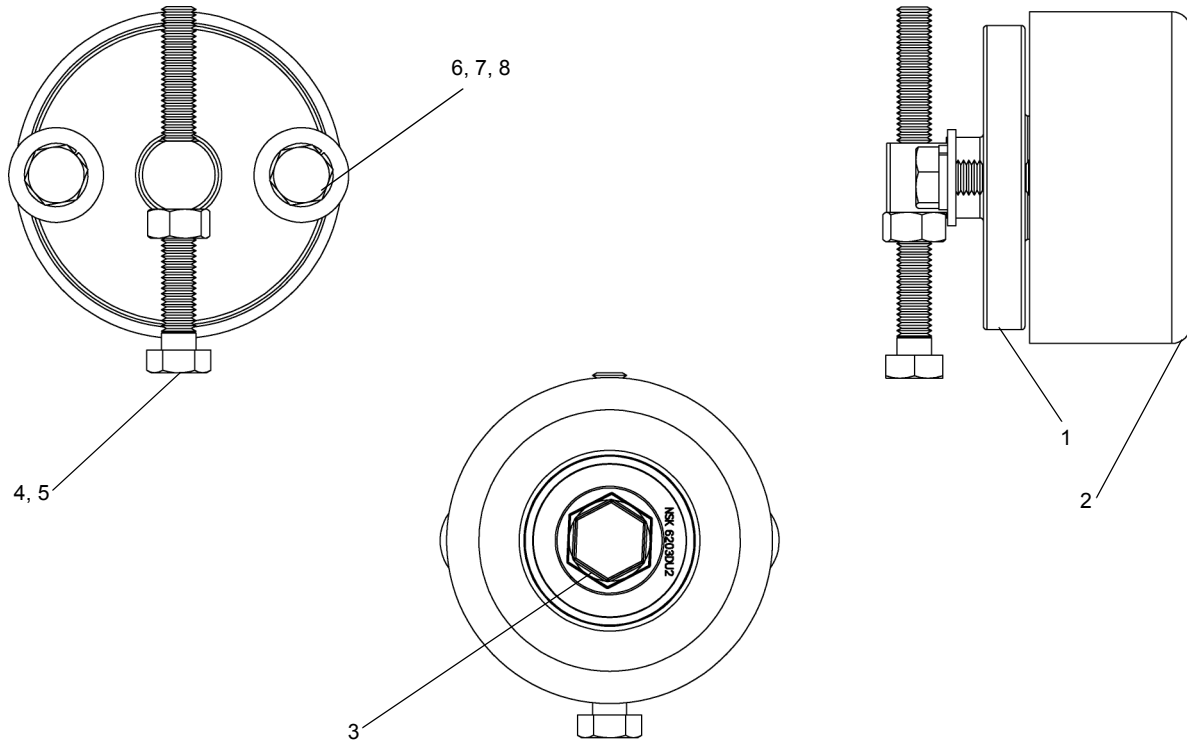
WHEN ORDERING PARTS, SPECIFY MODEL NUMBER, SERIAL NUMBER AND DESCRIPTION OF PARTS REQUIRED



ASSY, OIL LEVEL SENSOR BLOCK

DATE: Released 12-2014
 MODEL: T780
 PAGE 31.33

GROUP
31



REF.	PART NO.	DESCRIPTION	QTY
	227571	ASSY, Belt Tensioner	
1	221801	Tensioner, Turned	1
2	221806	Pulley ASSY, Backside PV8 X 3.0"	1
3	221807	Shoulder Bolt, 7/16-20 X 1 1/2	1
4**	221803	HHCS M8-1.25 X 80 GR8.8 Full Thread ZP ...	1
5**	221802	Nut HEX M8 x 1.25 mm.....	1
6**	221804	HHCS M8X1.25 X 25 mm	2
7**	221814	Washer, Lock M8 ZP	2
8**	221805	Washer, Flat 5/16" YZ	2

** ITEMS ARE NOT SOLD SEPARATELY

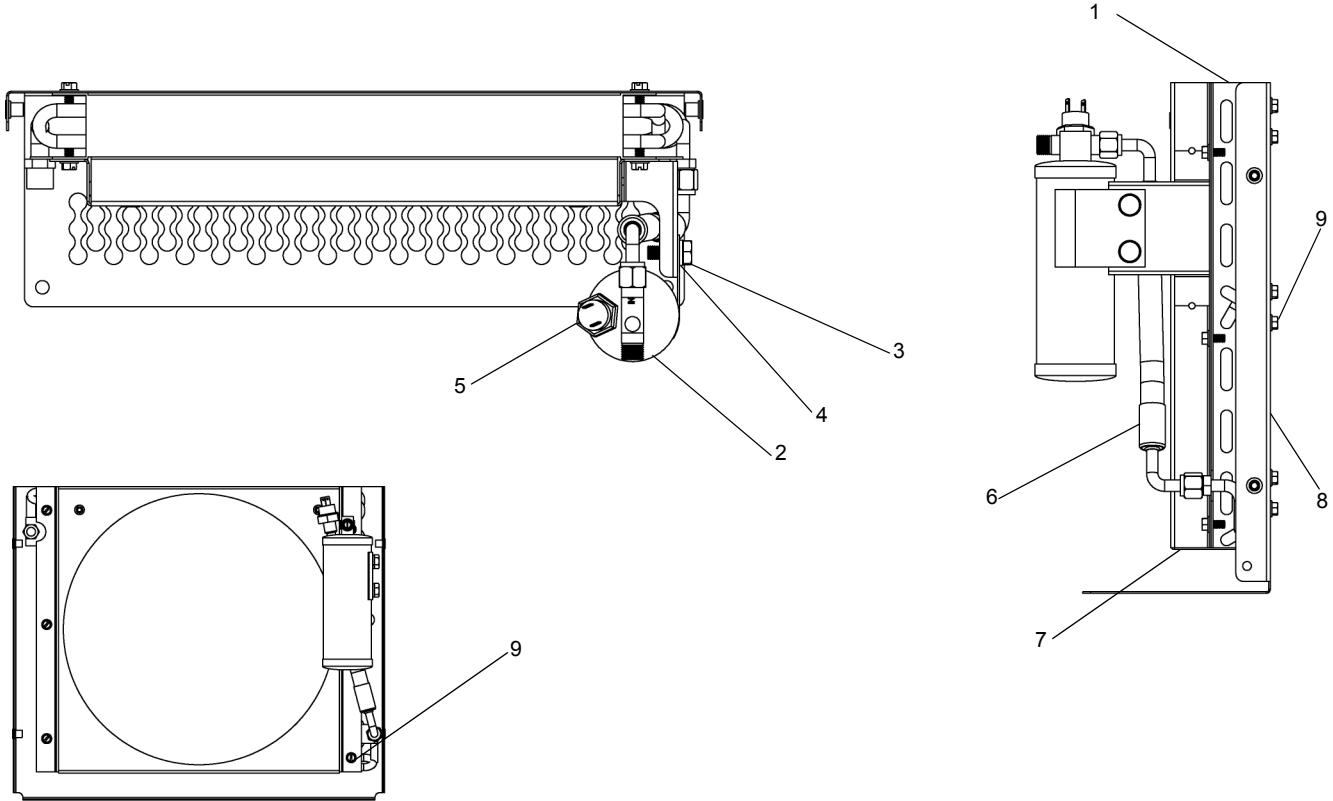
WHEN ORDERING PARTS, SPECIFY MODEL NUMBER, SERIAL NUMBER AND DESCRIPTION OF PARTS REQUIRED



ASSY, BELT TENSIONER

DATE: Released 12-2014
 MODEL: T780
 PAGE 31.34

GROUP
31



<u>REF</u>	<u>PART NO.</u>	<u>DESCRIPTION</u>	<u>QTY</u>
	221833	COND. ASSY (9067)	
1	219790	Coil, COND	1
2	217198	Drier, O-Ring 2.5 X 8 W/ BRKT	1
3**	226964	HHCS M10-1.5 X 25MM GR 10.9 ZP	2
4**	221819	Washer, Lock M10 ZP	2
5	216048	Switch, Binary Pressure	1
6	219791	Hose ASSY, #6 COND-RD	1
7**	228312	Fan Shroud W/ Drier BRKT	1
8	228313	Panel, Front.....	1
9**	221894	HWH Slotted 1/4-20 X .5"- Self Tapping	12

** ITEMS ARE NOT SOLD SEPARATELY

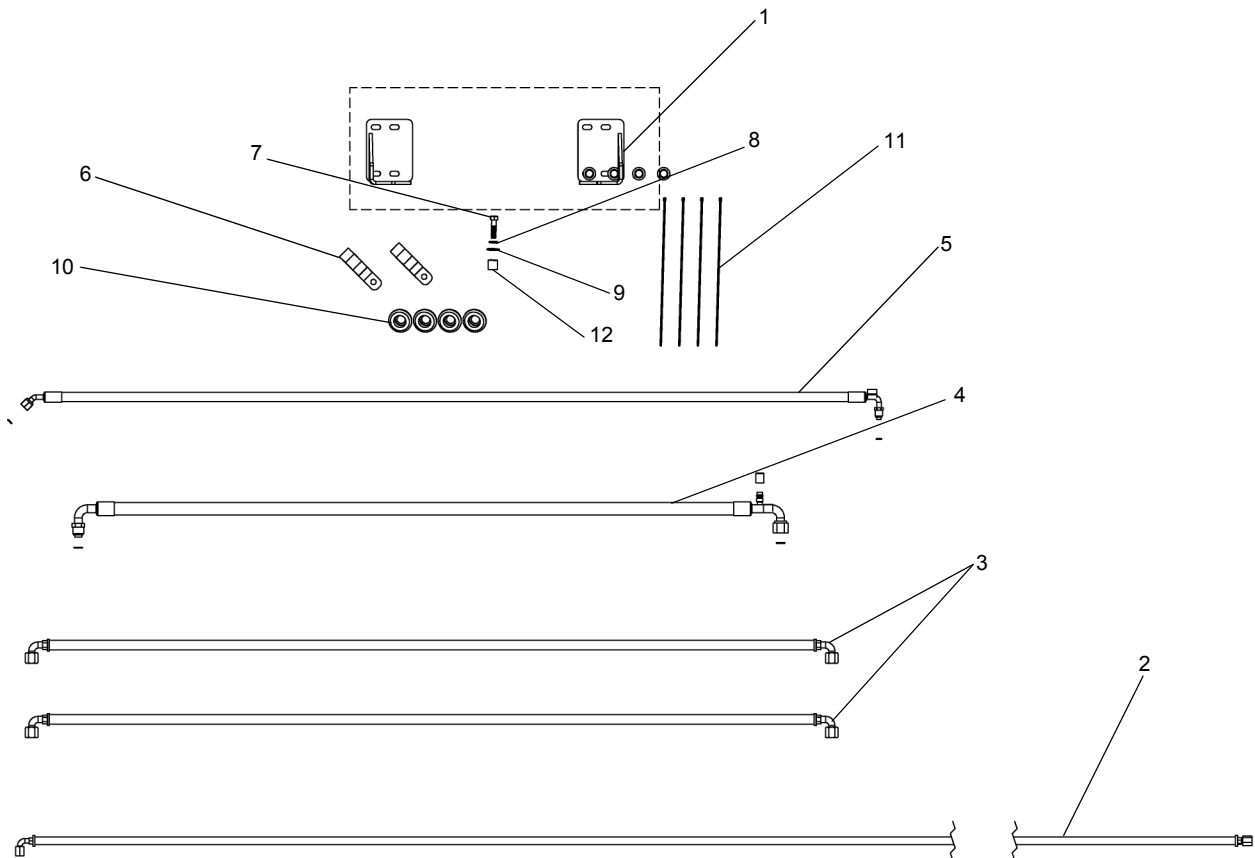
WHEN ORDERING PARTS, SPECIFY MODEL NUMBER, SERIAL NUMBER AND DESCRIPTION OF PARTS REQUIRED



COND. ASSY

DATE: Released 12-2014
 MODEL: T780
 PAGE 31.35

GROUP
31



REF	PART NO.	DESCRIPTION	QTY
	T109948 (Rev 00)	<i>Hose & Drive Mounting Kit</i>	
1**	221844	Kit, MD 9037/47/57 MTG.....	1
2	219831	Hose ASSY, - 6 HYD Case Drain.....	1
3	221851	Hose ASSY, HYD -8 90-90	2
4	221850	Hose ASSY, EVAP-COMP -6 90-90	1
5	221849	Hose ASSY, RD-TXV -6 45-90.....	1
6**	221845	Clamp, Double Hose	2
7**	221846	HHCS 3/8 NC X 11/2 GR8 ZP.....	1
8**	223849	Washer Lock 3/8" ID.....	1
9**	221847	Washer, Flat 3/8" / M10 -Hard YZ	1
10	216049	Grommet, Hose Hole 1.25.....	4
11**	216050	Tie, Plastic 15".....	4
12**	227568	Spacer, Tube 3/4" LG Black.....	1

** ITEMS ARE NOT SOLD SEPARATELY

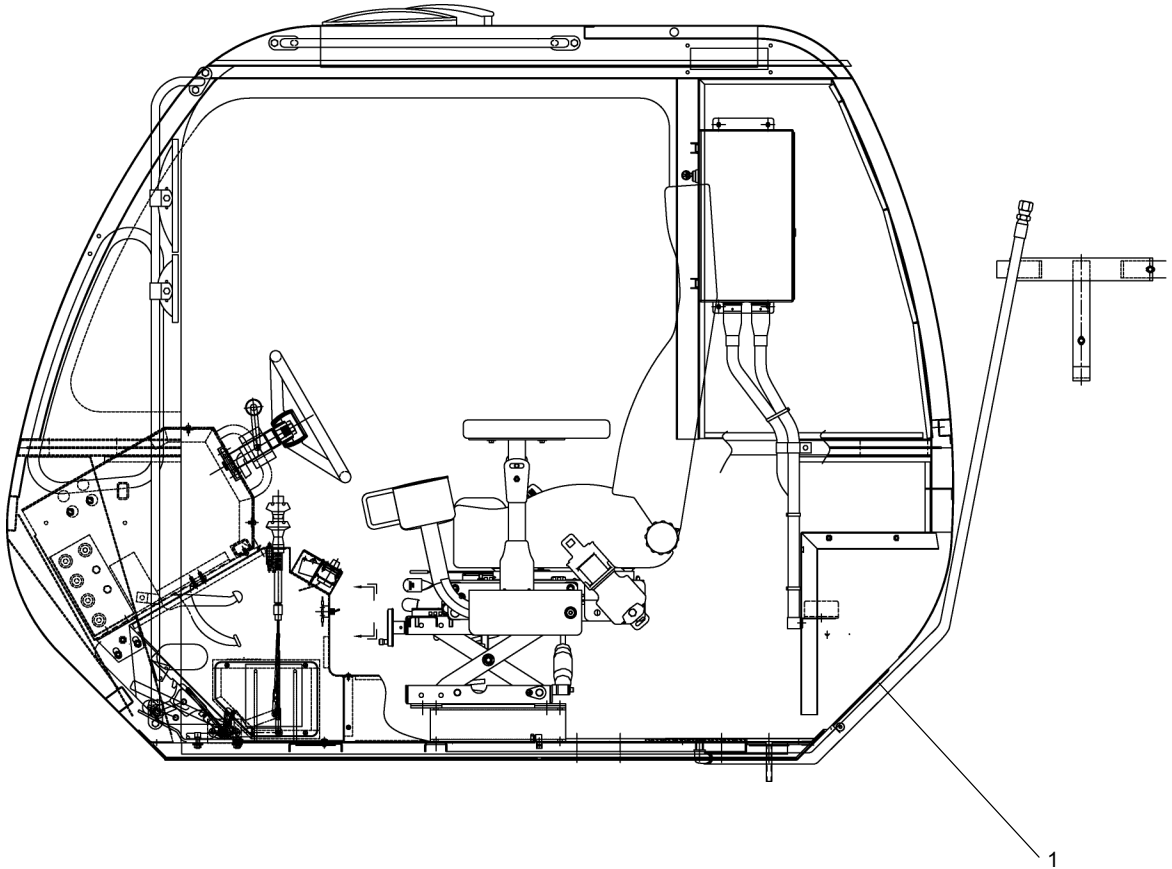
WHEN ORDERING PARTS, SPECIFY MODEL NUMBER, SERIAL NUMBER AND DESCRIPTION OF PARTS REQUIRED



**HOSE & DRIVE MTG KIT
KENWAY, OPERATOR CAB
(OPTION 3)**

DATE: Revised 12-2014
MODEL: T780
PAGE 31.36

GROUP
31



<u>REF</u>	<u>PART NO.</u>	<u>DESCRIPTION</u>	<u>QTY</u>
	709A7628	No Heater-Includes Cover	
1	713 0148	Cover.....	1

WHEN ORDERING PARTS, SPECIFY MODEL NUMBER, SERIAL NUMBER AND DESCRIPTION OF PARTS REQUIRED



**NO HEATER-INCLUDES COVER
OPERATOR CAB (OPTION 4)**

DATE: Revised 12-2014
 MODEL: T780
 PAGE 31.37

GROUP
31

<u>OPTION</u>	<u>PART NO.</u>	<u>DESCRIPTION</u>	<u>QTY</u>
1	717A0616	Heater - NO A/C, Carrier Cab	1
	1240-16	Clamp Hose WITT #31	4
	1276-144	Hose	1
	1276-175	Hose 5/8	1
	712 0623	Heater, Carrier Cab	1
		(See page 31A.2)	
2	717A0617	HYD Heater & A/C, Carrier Cab	1
	1240-16	Clamp Hose WITT #31	4
	1240-94	Clamp, Radiator Zinc Plate	4
	1276-144	Hose	1
	1276-175	Hose 5/8	1
	717A1182	AC Mounting Assembly	1
		(See page31A.3)	
	718 1007	Heater & AC, Carrier Cab	1
		(See page 31A.4)	
	719A0228	Louver	2
	719 0481	Hose 2 1/2 IN ID X 10FT LG Black	1

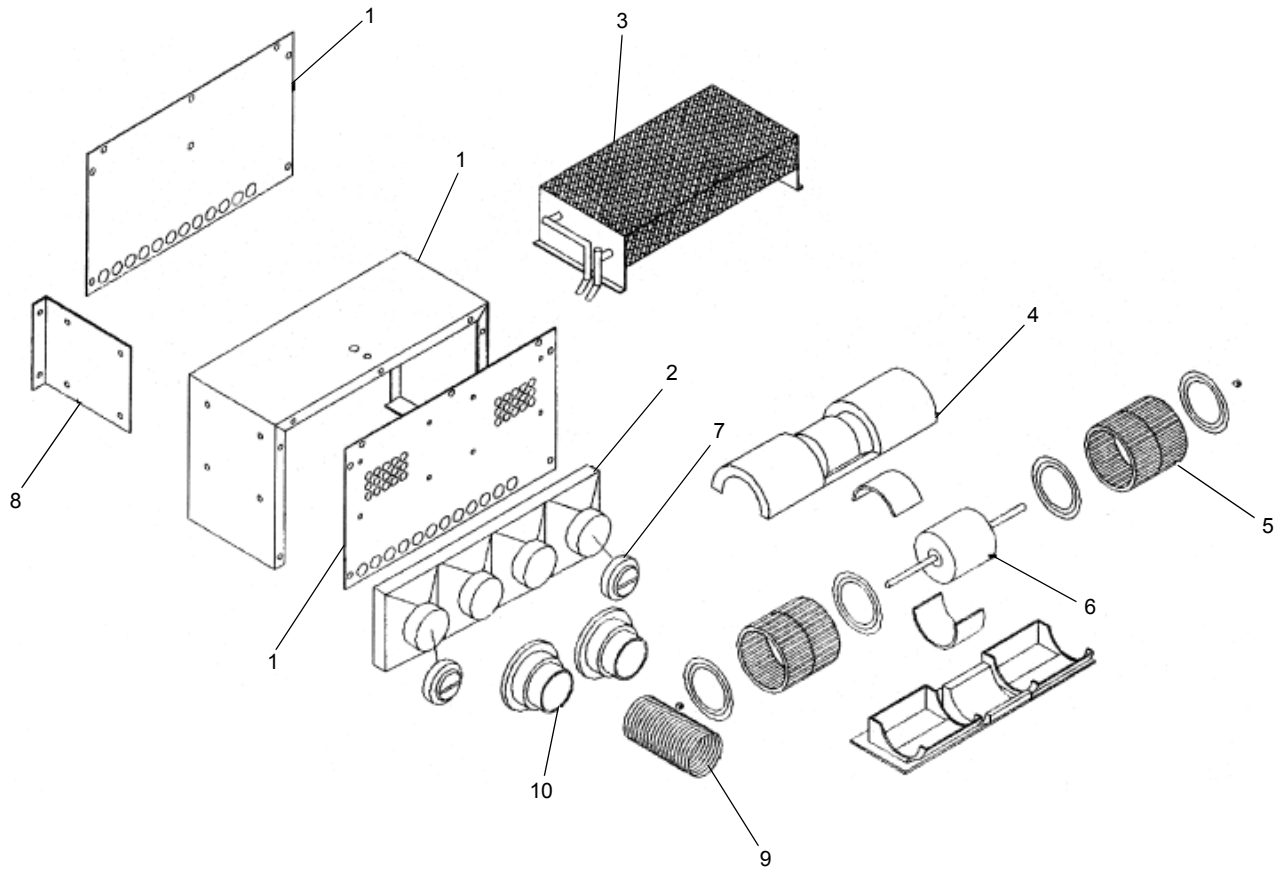
WHEN ORDERING PARTS, SPECIFY MODEL NUMBER, SERIAL NUMBER AND DESCRIPTION OF PARTS REQUIRED



**HEATING & AIR CONDITIONING
(CARRIER CAB)**

DATE: Released 05-2013
 MODEL: T780
 PAGE 31A.1

**GROUP
31A**



<u>REF</u>	<u>PART NO.</u>	<u>DESCRIPTION</u>	<u>QTY</u>
	712 0623	Heater	
1	215794	Housing, Heater	1
2	215795	Plenum, 4 Hole.....	1
3	215796	Coil, Heater	1
4	215797	Blower Assembly.....	1
5	215798	Wheel, Blower	2
6	215799	Motor, Blower 12V.....	1
7	215800	Louver	2
8	215801	Bracket, Wall.....	2
9	215802	Hose, Duct	12'
10	215803	Louver, Defrost.....	2

WHEN ORDERING PARTS, SPECIFY MODEL NUMBER, SERIAL NUMBER AND DESCRIPTION OF PARTS REQUIRED



**HEATER & DEFROSTER
BADGER B-258-K (CARRIER CAB)**

DATE: Released 05-2013
 MODEL: T780
 PAGE 31A.2

**GROUP
31A**

<u>REF</u>	<u>PART NO.</u>	<u>DESCRIPTION</u>	<u>QTY</u>
	717A1182	AC Mounting ASSY	
1	717 1183	M8 1.25 X 90mm 10.9 Bolt	4
2	717 1184	M12 1.75 X 47mm 10.9 Bolt	4
3	717 1185	Belt, Alternator/AC	1
4	717 1186	Mount	1
5	717 1187	Belt Tensioner	1

ITEMS 1 TO 5 ARE NOT ILLUSTRATED

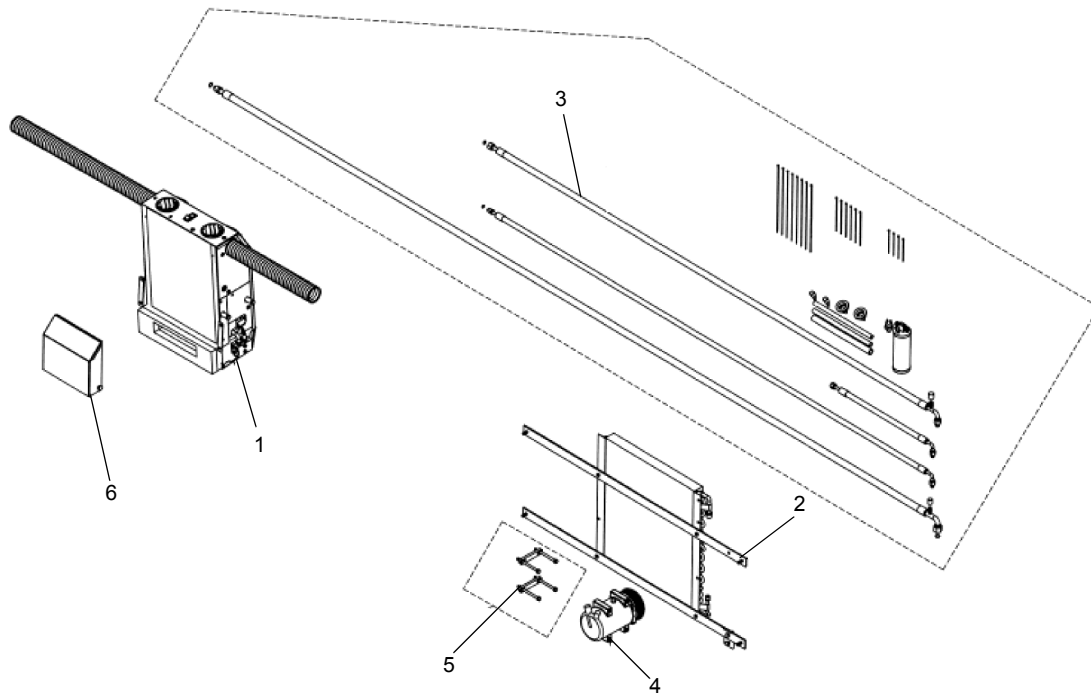
WHEN ORDERING PARTS, SPECIFY MODEL NUMBER, SERIAL NUMBER AND DESCRIPTION OF PARTS REQUIRED



**AC MOUNTING ASSY
(CARRIER CAB)**

DATE: Released 05-2013
MODEL: T780
PAGE 31A.3

**GROUP
31A**



<u>OPTION</u>	<u>PART NO.</u>	<u>DESCRIPTION</u>	<u>QTY.</u>
	718 1007	<i>Bundle, AC & Heat</i>	
1	223800	Blower System	1
2	223797	Kit. COND (T500/T700).....	1
3	223840	Hose Kit, AC.....	1
4	223841	Compressor SD7H15 12V S8 VO.....	1
5	223842	Kit, COMP MTG	1
6	219836	Outside Air Kit	1

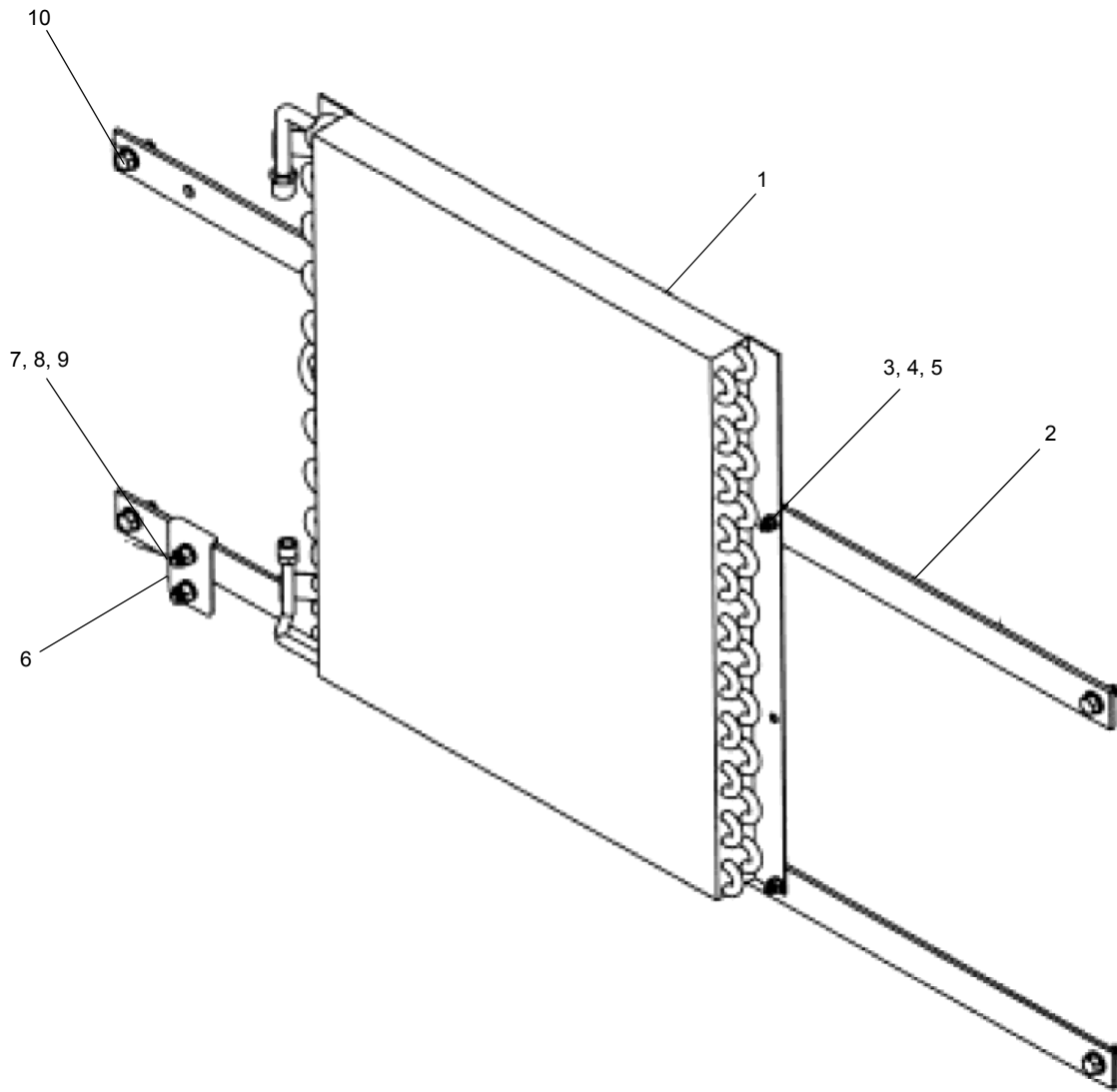
WHEN ORDERING PARTS, SPECIFY MODEL NUMBER, SERIAL NUMBER AND DESCRIPTION OF PARTS REQUIRED



**BUNDLE, AC & HEAT
(CARRIER CAB)**

DATE: Released 05-2013
 MODEL: T780
 PAGE 31A.4

**GROUP
31A**



<u>OPTION</u>	<u>PART NO.</u>	<u>DESCRIPTION</u>	<u>QTY</u>
	223797	<i>Kit, COND (T500/T700)</i>	
1	223843	Coil, COND	1
2	223844	Bar COND IT500/T7001	2
3	223845	HHCS 1/4"NC X 3/4' YZ	4
4	223846	Nut, HEX 1/4"-20 YZ	4
5	221817	Washer, Lock 1/4 YZ	4
6	223847	BRKT, Drier	1
7	223848	HHCS 3/8NC X 1.00 GRB	1
8	223849	Washer Lock 3/8" ID	2
9	221798	Nut, HEX 3/8-16NC YZ	2
10	223788	HWH 3/8-16NCX1" GR8 Type F Self-Tapping	4

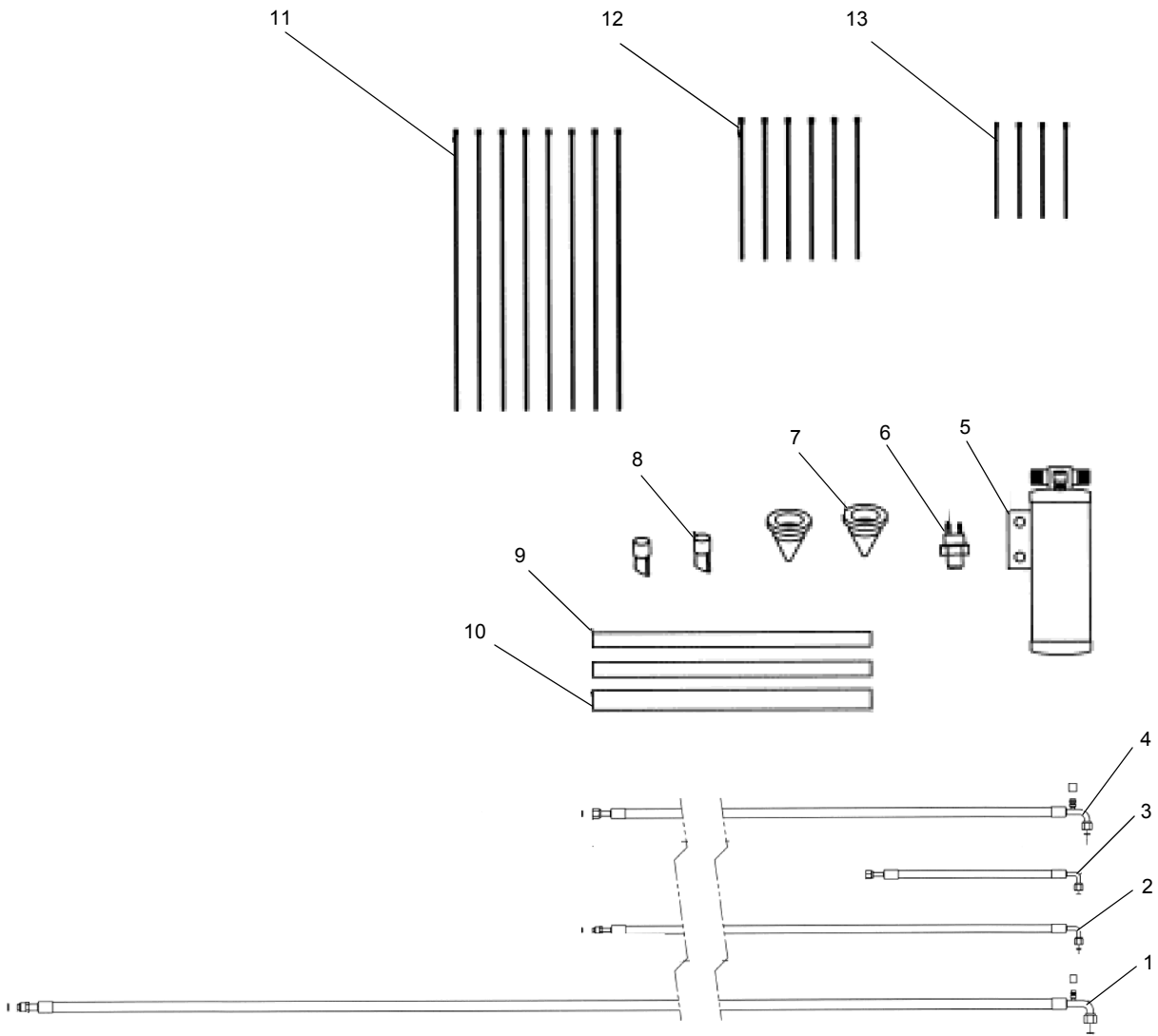
WHEN ORDERING PARTS, SPECIFY MODEL NUMBER, SERIAL NUMBER AND DESCRIPTION OF PARTS REQUIRED



**KIT, COND (T500/T700)
(CARRIER CAB)**

DATE: Released 05-2013
 MODEL: T780
 PAGE 31A.5

**GROUP
31A**



<u>REF</u>	<u>PART NO.</u>	<u>DESCRIPTION</u>	<u>QTY</u>
	223854	Hose Kit, AC	
1	223850	Hose ASSY EVAP to COMP	1
2	223851	Hose Assy COND-RD.....	1
3	223852	Hose ASSY COND- RD	1
4	223853	Hose ASSY COND- COND	1
5	217198	Drier, 25 X 8.....	1
6	216048	Switch, Binary Pressure.....	1
7	223796	Grommet, Cone Hole 1.375.....	2
8	219925	Tube, Kazoo Drain Valve.....	2
9	223798	Drain Tube 1/2 X12"	2
10	219919	Hose, Heater 5/8"ID.....	1
11	216050	Tie, Plastic 15"	8
12	221874	Tie, Plastic 7"	6
13	221873	Tie, Plastic 4"	4
14	223855	Wire Harness AC Clutch.....	A.R

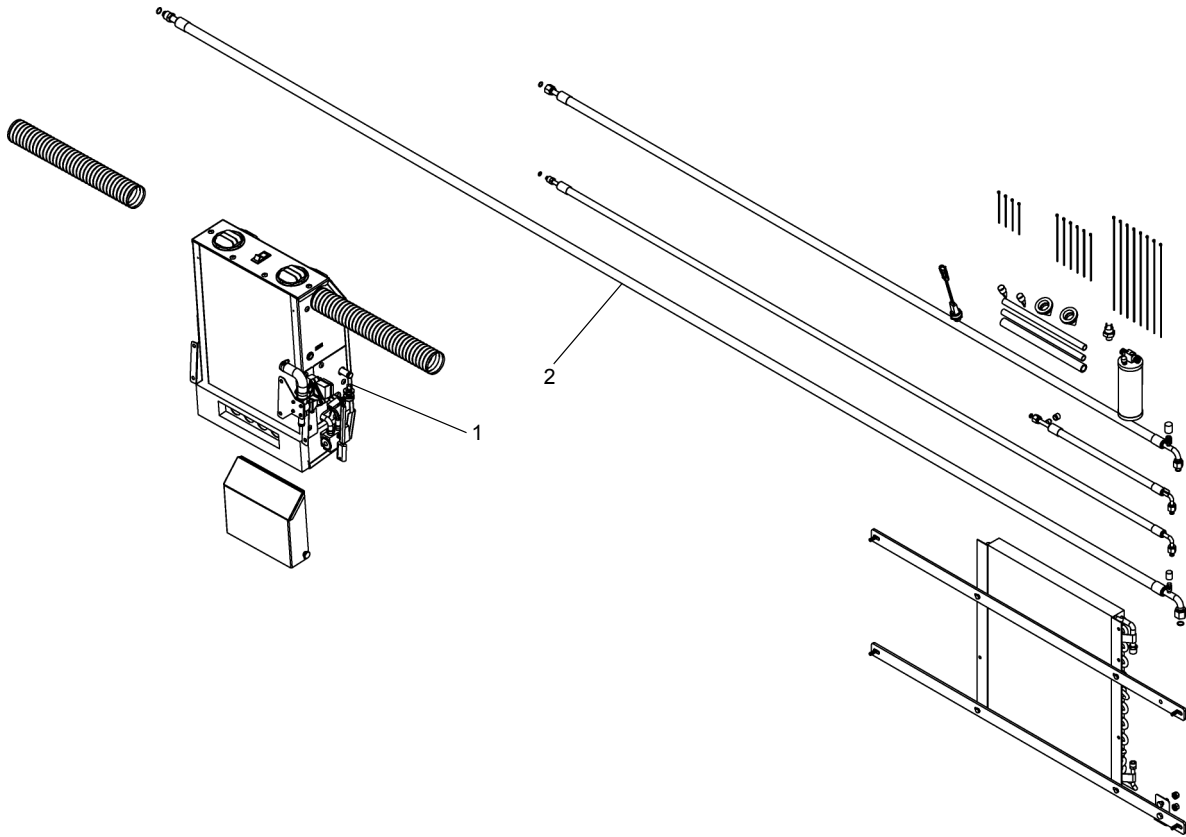
WHEN ORDERING PARTS, SPECIFY MODEL NUMBER, SERIAL NUMBER AND DESCRIPTION OF PARTS REQUIRED



HOSE KIT, AC (CARRIER CAB)

DATE: Released 05-2013
 MODEL: T780
 PAGE 31A.6

GROUP
31A



<u>REF</u>	<u>PART NO.</u>	<u>DESCRIPTION</u>	<u>QTY</u>
	T119613 (Rev A)	Kit, AC System	
1	T106863	Blower Unit VW7 2AH	1
2	T119612	Hose Kit, AC	1

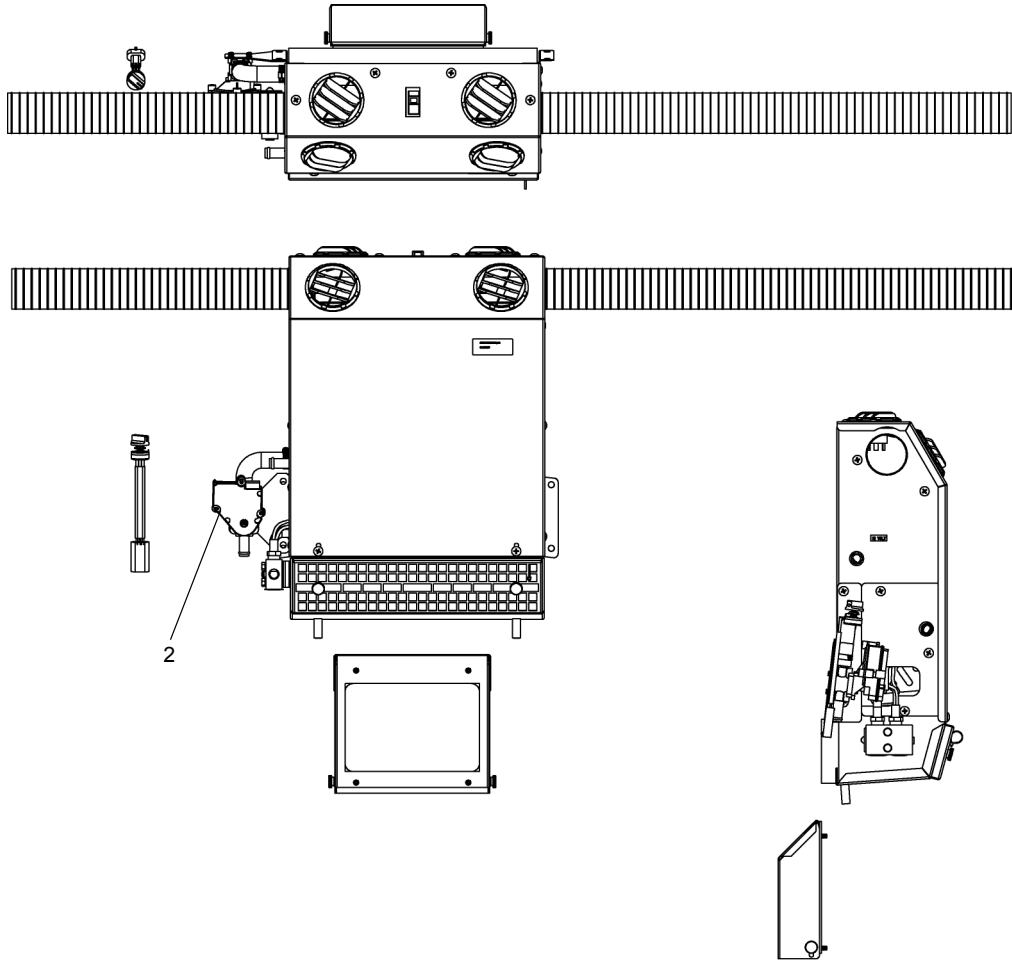
WHEN ORDERING PARTS, SPECIFY MODEL NUMBER, SERIAL NUMBER AND DESCRIPTION OF PARTS REQUIRED



KIT, AC SYSTEM

DATE: Released 07-2013
 MODEL: T780
 PAGE 31B.1

GROUP
31B



REF	PART NO.	DESCRIPTION	QTY
	T106863 (Rev A)	System, Blower 12V With Water Valve	
1*	223800	Blower Unit VW7 2AH.....	1
2	223801	Kit, ELECT WTR VLV	1

* ITEM 1 IS NOT SHOWN IN THE ILLUSTRATION

WHEN ORDERING PARTS, SPECIFY MODEL NUMBER, SERIAL NUMBER AND DESCRIPTION OF PARTS REQUIRED



SYS, BLOWER W/WATER VALVE

DATE: Released 09-2012
 MODEL: T780
 PAGE 31B.2

GROUP
31B

<u>REF</u>	<u>PART NO.</u>	<u>DESCRIPTION</u>	<u>QTY</u>
	T119612 (Rev A)	<i>Kit, AC Condenser & Hoses</i>	
1	223850	Hose ASSY, #10 EVAP to Compressor	1
2	223790	Hose ASSY, #6 Condensor to DRIER.....	1
3	223851	Hose ASSY, #6 DRIER to Evaparator.....	1
4	223853	Hose ASSY, #8 COMP to Condenser	1
5	223855	Wire Harness.....	1

ITEMS 1 TO 5 ARE NOT ILLUSTRATED

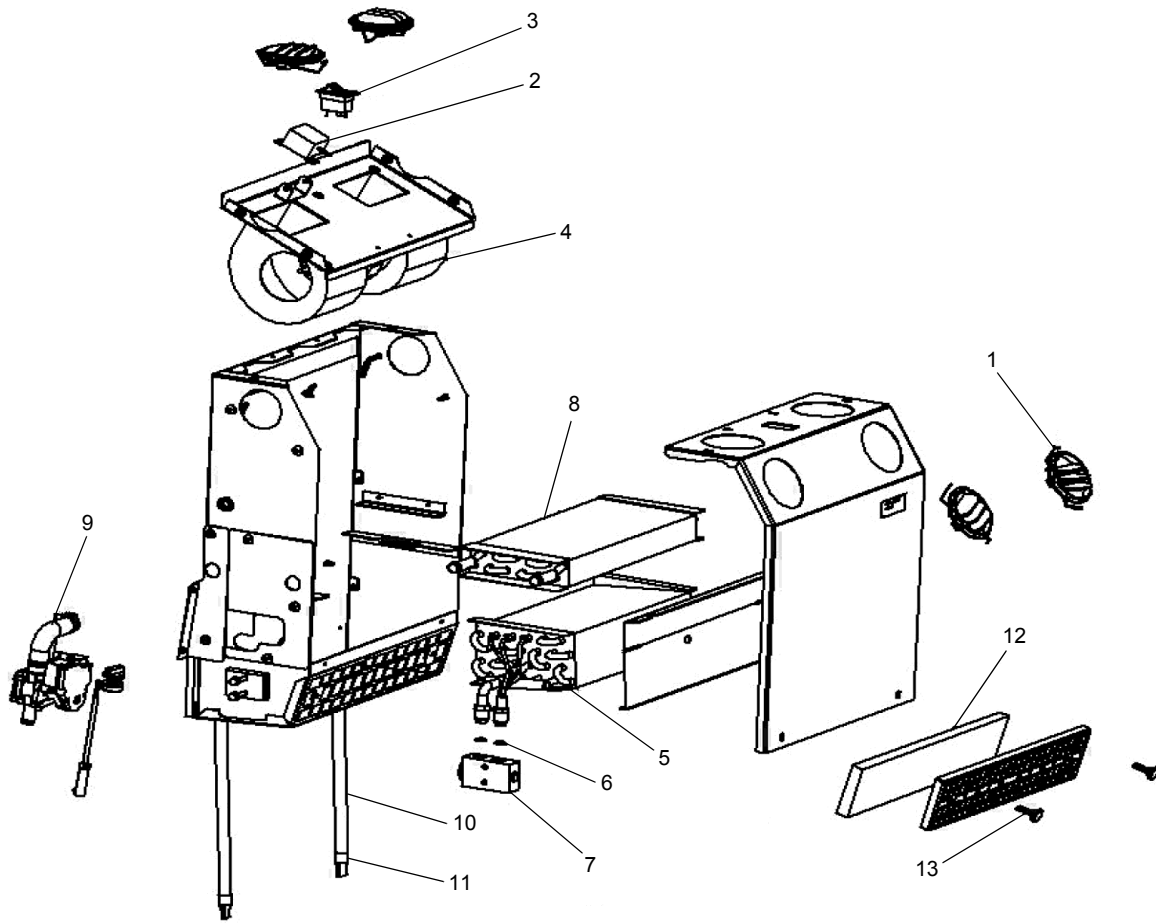
WHEN ORDERING PARTS, SPECIFY MODEL NUMBER, SERIAL NUMBER AND DESCRIPTION OF PARTS REQUIRED



KIT, AC CONDENSER & HOSES

DATE: Released 07-2013
MODEL: T780
PAGE 31B.3

GROUP
31B



REF	PART NO.	DESCRIPTION	QTY
	223800	<i>Blower Unit VW7 2AH</i>	
1	219727	LOUVER	4
2	219733	Switch, Thermostat 24" Preset.....	1
3	223823	Switch, 12V Rocker W/ Snowflake	1
4	219735	Blower Assembly, 12V 3 Speed RES DBLE Scroll	1
5	215834	Coil, Evaporator	1
6	215839	#8 O-Ring	2
7	219736	Expansion Valve	1
8	223814	Coil, Heat	1
9	223801	Electrical Water Valve Kit.....	1
	219786	Potentiometer Assembly	1
	215845	Knob With Set Screw	1
	223803	Heat Valve, Electric.....	1
10	223798	Drain Hose Clear 1/2" ID X 12'	2
11	219925	KAZOO Drain Tube Valve.....	2
12	219739	Recirculation Air Filter	1
13	219738	Thumb Screw	2

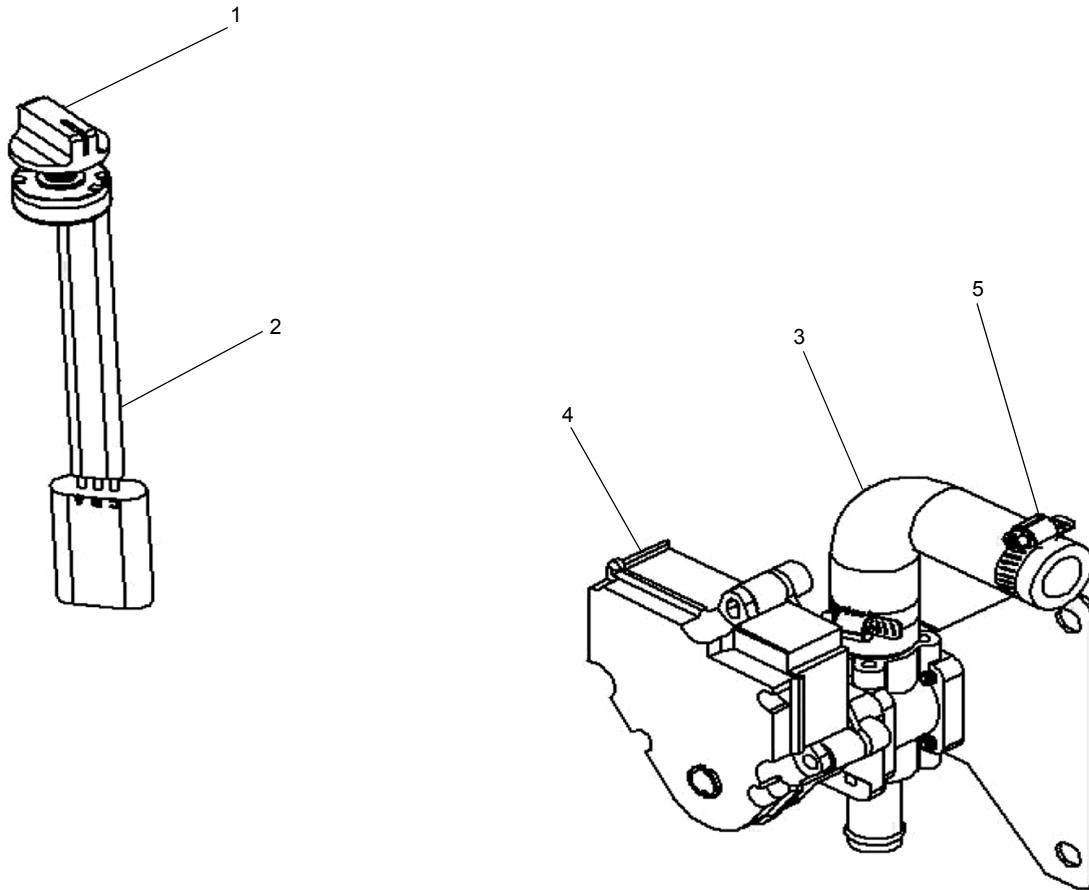
WHEN ORDERING PARTS, SPECIFY MODEL NUMBER, SERIAL NUMBER AND DESCRIPTION OF PARTS REQUIRED



BLOWER UNIT VW7 2AH (CARRIER CAB)

DATE: Revised 07-2013
 MODEL: T780
 PAGE 31B.4

GROUP
31B



<u>REF</u>	<u>PART NO.</u>	<u>DESCRIPTION</u>	<u>QTY</u>
	223801	Kit, <i>ELECT WTR VLV</i>	
1	215845	Knob With Set Screw	1
2	219786	Potentiometer Assembly	1
3	223804	Hose, 5/8 Heater Formed 90°	1
4	223803	Valve, Heater Motorized 12V 2-Way	1
5	223808	Clamp	1

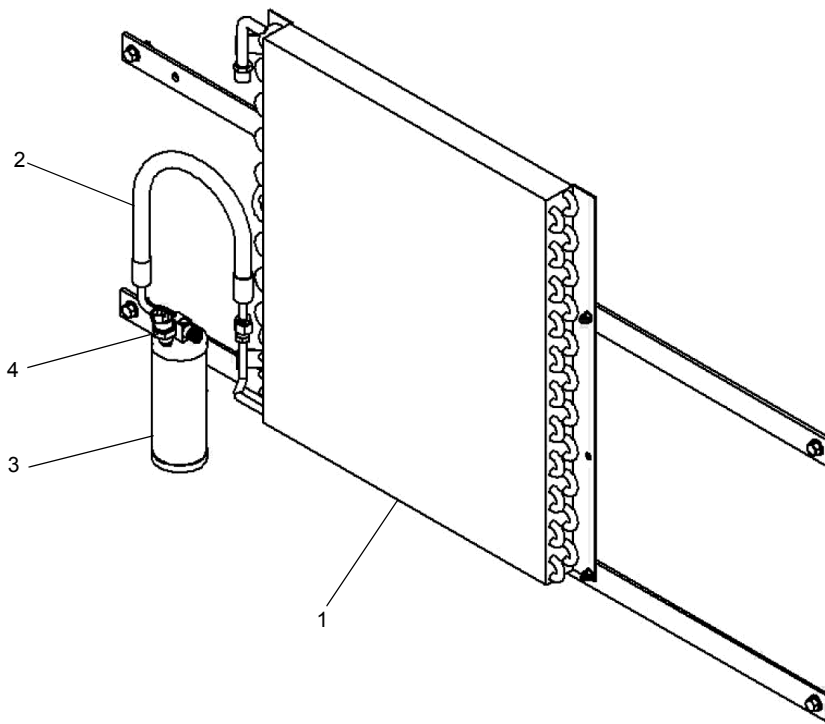
WHEN ORDERING PARTS, SPECIFY MODEL NUMBER, SERIAL NUMBER AND DESCRIPTION OF PARTS REQUIRED



**KIT, ELECT WTR VLV
(CARRIER CAB)**

DATE: Revised 09-2013
 MODEL: T780
 PAGE 31B.5

**GROUP
31B**



<u>REF</u>	<u>PART NO.</u>	<u>DESCRIPTION</u>	<u>QTY</u>
	226217	Condenser Kit	
1	223843	Condenser Coil.....	1
2	223790	Hose ASSY, COND-RD	1
3	217198	Receiver DRIER.....	1
4	216048	Binary Pressure Switch	1
5*	223789	High Pressure Fan Signal Switch.....	1

* ITEM 5 IS NOT SHOWN IN THE ILLUSTRATION

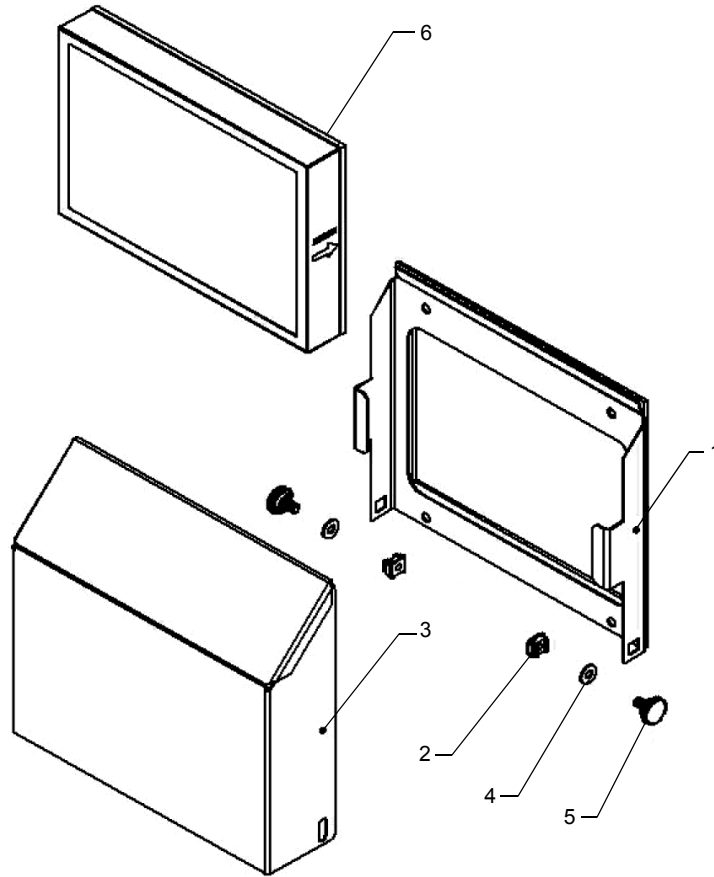
WHEN ORDERING PARTS, SPECIFY MODEL NUMBER, SERIAL NUMBER AND DESCRIPTION OF PARTS REQUIRED



CONDENSER KIT

DATE: Released 07-2013
 MODEL: T780
 PAGE 31B.6

GROUP
31B



<u>REF</u>	<u>PART NO.</u>	<u>DESCRIPTION</u>	<u>QTY</u>
	219836	<i>Filter Kit, Outside Air</i>	
1	219832	Base Filter	1
2	217215	Retainer Nut	2
3	219833	Cover, Filter	1
4	219834	Washer	2
5	217214	Thumb Screw	2
6	219835	Filter, Paper 1 1/4" X 6 1/4" X 9 3/8"	1

WHEN ORDERING PARTS, SPECIFY MODEL NUMBER, SERIAL NUMBER AND DESCRIPTION OF PARTS REQUIRED

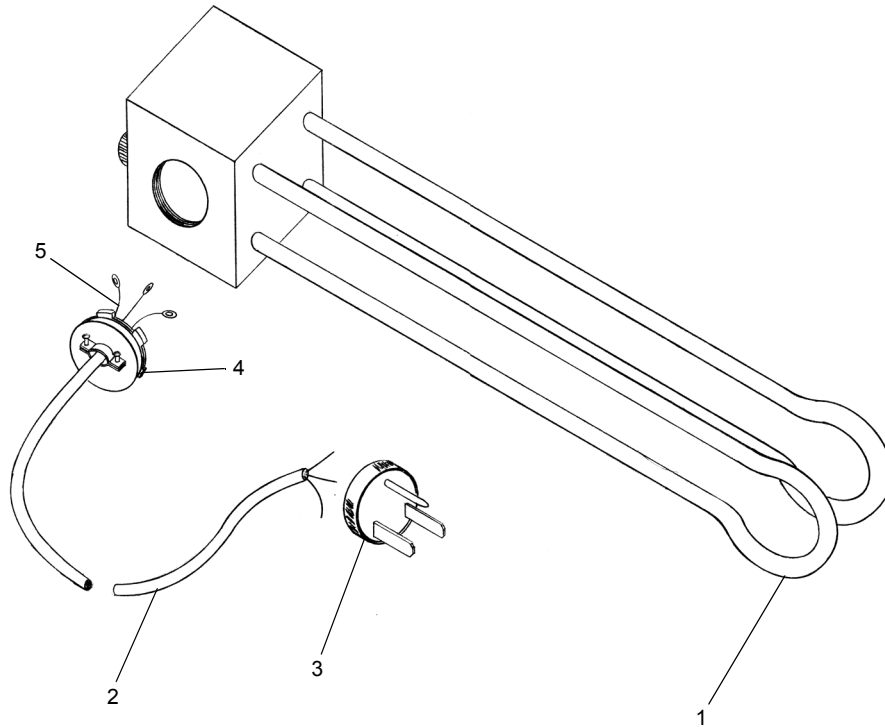


FILTER KIT, OUTSIDE AIR

DATE: Revised 07-2013
 MODEL: T780
 PAGE 31B.7

GROUP
31B

<u>REF</u>	<u>PART NO.</u>	<u>DESCRIPTION</u>	<u>QTY</u>
	717A0813 (Rev 00)	<i>HYD. Tank Heater</i>	
1	1223-819	Connector.....	1
2	1223-1028	Heater, Immersion.....	1



<u>REF</u>	<u>PART NO.</u>	<u>DESCRIPTION</u>	<u>QTY</u>
	1223-1028 (Rev C)	<i>Immersion Heater</i>	
1	442 0316	Immersion Heater.....	1
2	12239-36	Cord, 12GA. 3 Wire.....	1
3	1223-478	Plug.....	1
4	1223-819	Connector.....	1
5	1223-54	Terminal.....	3

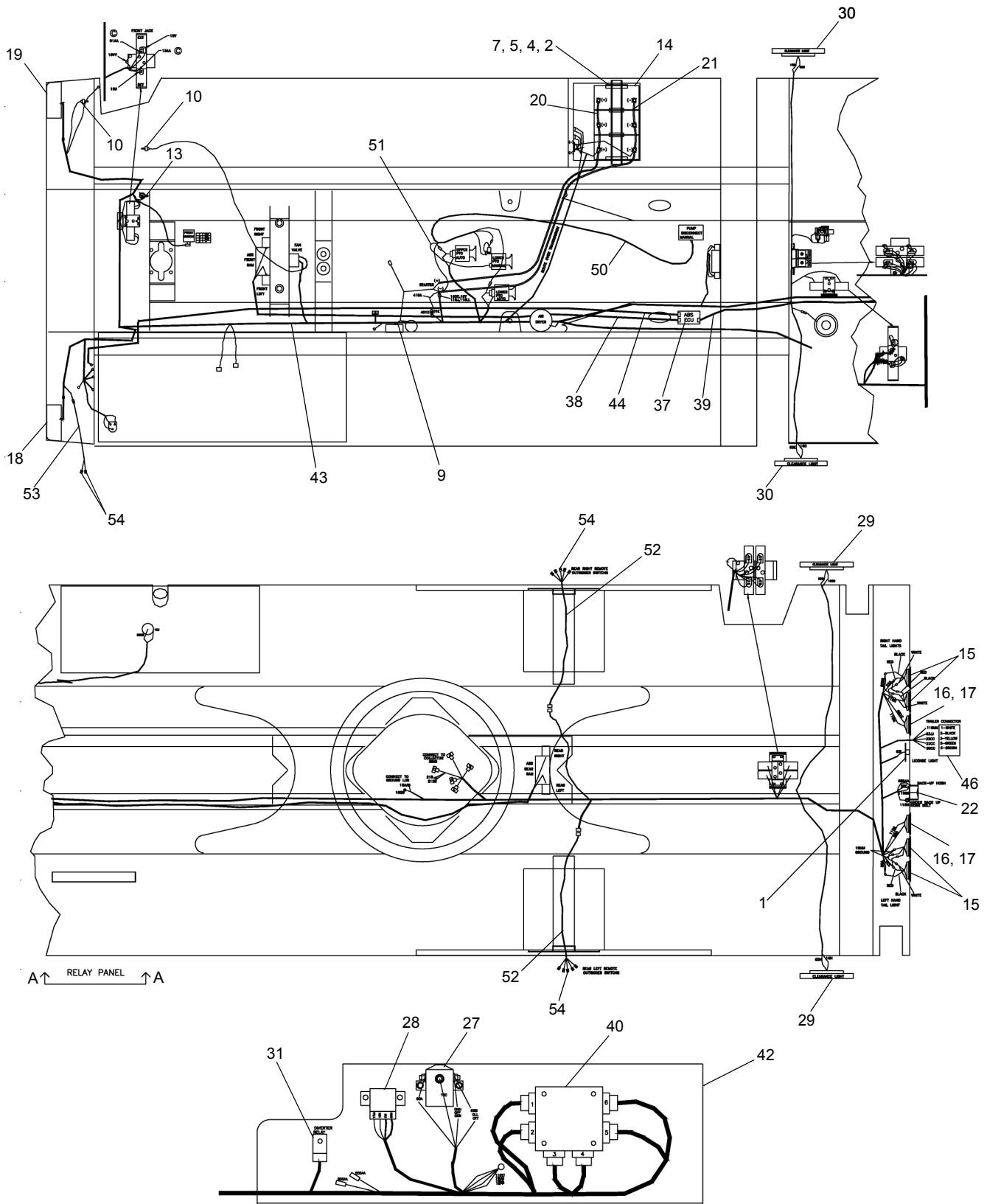
WHEN ORDERING PARTS, SPECIFY MODEL NUMBER, SERIAL NUMBER AND DESCRIPTION OF PARTS REQUIRED



HYDRAULIC TANK HEATER & IMMERSION HEATER

DATE: Released 10-2014
 MODEL: T500
 PAGE 31C.1

GROUP
31C



VIEW A - A
RELAY PANEL

SEE PAGE 33.2

WHEN ORDERING PARTS, SPECIFY MODEL NUMBER, SERIAL NUMBER AND DESCRIPTION OF PARTS REQUIRED



**ELECTRICAL ASSEMBLY
(EXPORT ENGINE)**

DATE: Revised 10-2014
MODEL: T780
PAGE 33.1

GROUP
33

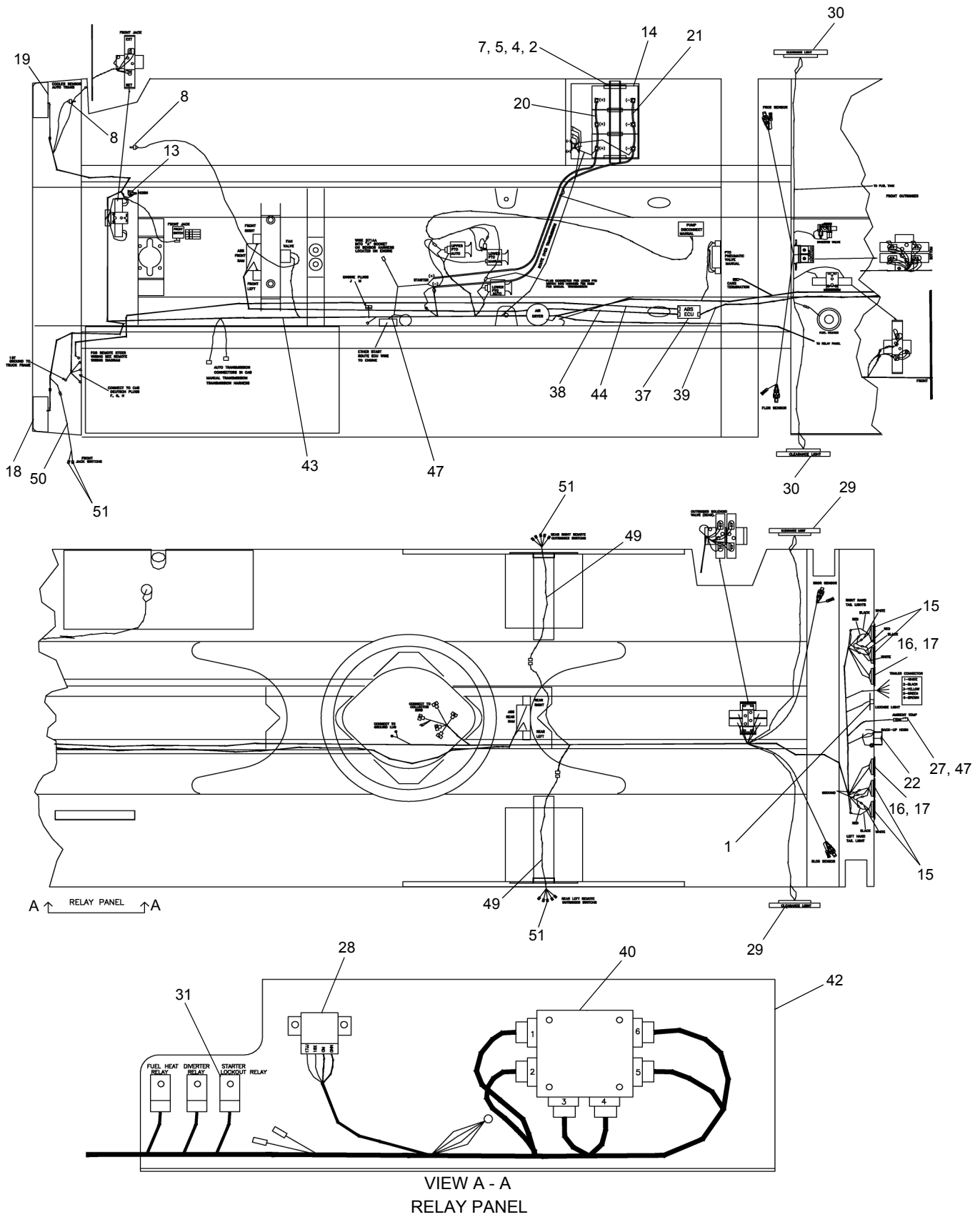
SEE PAGE 33.1

REF	PART NO.	DESCRIPTION	QTY
718A0994 (Rev K) <i>Electrical Assembly (Items 1 thru 49)</i>			
1	11731	License Plate Bracket	1
2	SHF-375CA00-25	SCR, HHCS FT 0.375-16 X 1.00, STZ.....	4
3*	NYL-312C000-25	Nut, HEX NYL-INS 0.312-18, ST Z	2
4	N04-375C000-25	Nut, HEX 0.375-16, ST Z GR5.....	4
5	WAW-37WX000-20	WSH, FL TYP A-WID 0.375, ST Z	4
6*	WAN-31NX000-20	WSH, FL TYP A-NRW 0.3125, ST Z.....	2
7	W07-375X000-20	WSH, LCK, MED SPLT 0.375, ST Z	4
8*	714 0915	Cord, Block Heater	1
9	717 0527	Harn Ether Start	1
10	1223-974	Temp Switch	2
11*	1222-184	Plastic Tie.....	50
12*	1222-202	Plastic Tie.....	50
13*	1223-387	Horn 12V	1
14	12223-824	Battery, 31-950T	3
15	1223-864	Stop-Turn Light	4
16	1223-866	Light Grommet 4"	2
17	1223-867	Light Sealed Beam.....	2
18	1223-881	ATL Lamp ASSY L.H.	1
19	1223-882	ATL Lamp ASSY	1
20	1223-1045	Battery Cable	1
21	1223-1049	Battery Cable	1
22	714A1432	Dual Function Alarm.....	1
23*	NYL-190C000-22	Nut, HEX NYL-INS 10-24, ST Z G2	8
24*	1231-2	5/16-18 Wing Nut	2
25*	SL4-190C750-25	SCR, SLT RND MS 10-24 X 0.750, ST Z G5 ..	4
26*	WAW-25WX000-20	WSH, FL TYP A-WID 0.25, ST Z	3
27	1246-2	Switch.....	1
28	1246-18	Relay	1
29	420 4411	Red Clearance Light	2
30	420 4412	Yellow Clear Light	2
31	441 6828	Relay Sealed	1
32*	F46300	Hold Down Bolt	2
33*	7099	Block Cole 4721-P3	1
34*	N04-250C000-25	Nut, HEX 0.25-20, ST Z GR5.....	5
35*	707 9544	Angle	2
36*	712F0182	Manifold.....	1
37	714 0852	ABS ECU	1
38	714 0879	Front ABS Harness	1
39	714 0885	Rear ABS Harness.....	1
40	717 0641	Circuit Breaker Box	1
41*	SHF-250C750-25	SCR, HHCS FT 0.25-20 X 0.75, ST Z.....	5
42	718F0429	Relay Panel.....	1
43	718 0991	Main Harness	1
44	718 0453	ABS Harness.....	1
45*	SL4-190CA50-20	SCR, SLT RND MS 10-24 X 1.50, STZ	4
46	1223-926	Trailer Connector	REF
47*	707F9539	Bracket, Battery.....	1
48*	1223-770	Tripple Light Bar.....	1
49*	S14-250CA50-HB	SHCS 0.25-20 X 1.50.....	4
718A0994-2 <i>Manual TRANS (Items 50 & 51)</i>			
50	722 0080	Manual TRANS PTO Harness	1
51*	722 0079	PTO Switch Jumper Harness.....	1
718A0699 <i>Remote Outriggers (Items 52 thru 56)</i>			
52	718 0456	Remote Outrigger Harness	2
53	718 0458	Front Remote Harness.....	1
54	1223-945	Switch.....	12
55*	12400-936	Decal	2
56*	12400-850	Decal, Front Jack	1

* ITEMS 3, 6, 8, 11, 12, 23 TO 26, 32 TO 36, 41, 45 , 47 TO 49, 51, 55 & 56 ARE NOT SHOWN IN THE ILLUSTRATION

WHEN ORDERING PARTS, SPECIFY MODEL NUMBER, SERIAL NUMBER AND DESCRIPTION OF PARTS REQUIRED

 P/N 12261-690	ELECTRICAL ASSEMBLY (EXPORT ENGINE)	DATE: Revised 10-2014	GROUP 33
		MODEL: T780	
		PAGE 33.2	



SEE PAGE 33.4

WHEN ORDERING PARTS, SPECIFY MODEL NUMBER, SERIAL NUMBER AND DESCRIPTION OF PARTS REQUIRED



**ELECTRICAL ASSEMBLY
(DOMESTIC ENGINE)**

DATE: Revised 10-2014
 MODEL: T780
 PAGE 33.3

GROUP
33

SEE PAGE 33.3

REF	PART NO.	DESCRIPTION	QTY
	T130768 (Rev D)	<i>Electrical Assembly (Items 1 thru 48)</i>	
1	11731	License Plate Bracket.....	1
2	SHF-375CA00-25	3/8-16NC X 1.00.....	4
3*	NYL-312C000-25	5-16N Lock Nut	2
4	N04-375C000-25	3/8-16NC Nut	4
5	WAW-375WX000-20	3/8 Flat Washer	4
6*	WAN-31NX000-20	5/16 Flat Washer	2
7	W07-375X000-20	3/8 Lock Washer	4
8	1223-974	Temp Switch.....	2
9*	T130863	Harness DPF	1
10*	WAW-25WX000-20	1/4 Flat Washer	3
11*	1222-184	Plastic Tie	50
12*	1222-202	Plastic Tie	50
13	1223-387	Horn 12V	1
14	12223-824	Battery, 31-950T.....	3
15	1223-864	Stop-Turn Light.....	4
16	1223-866	Light Grommet 4"	2
17	1223-867	Light Sealed Beam	2
18	1223-881	ATL Lamp ASSY L.H.....	1
19	1223-882	ATL Lamp ASSY	1
20	1223-1045	Battery Cable.....	1
21	1223-1049	Battery Cable.....	1
22	714A1432	Dual Function Alarm	1
23*	1230-6	#10-24 Nut.....	8
24*	1231-2	5/16-18 Wing Nut	2
25*	1202-6	#10-24NC X 3/4.....	4
26*	N04-250C000-25	1/4-20NC Nut	5
27	T119852	Bracket	1
28	1246-18	Relay	1
29	420 4411	Red Clearance Light.....	2
30	420 4412	Yellow Clear Light	2
31	441 6828	Relay Sealed	2
32*	F46300	Hold Down Bolt.....	2
33*	7099	Block Cole 4721-P3.....	1
34*	SHF-250C750-25	1/4-20NC X 0.75 Bolt	5
35*	707 9544	Angle	2
36*	1233-58	10-24NC X 1.50 Screw	4
37	714 0852	ABS ECU.....	1
38	T113886	Front ABS Harness	1
39	T113885	Rear ABS Harness	1
40	717 0641	Circuit Breaker Box.....	1
41*	1223-926	Trailer Connector.....	REF
42	718F0429	Relay Panel	1
43	T126653	Main Harness	1
44	718 0453	ABS Harness	1
45*	1223-770	Triple Light Bar	1
46*	707F9539	Bracket, Battery.....	1
47	N24-14CM000-28	Fine Thread HEX Nut	1
48*	S14-250CA50-HB	SHCS 0.25-20 X 1.50.....	4
	718A0699	<i>Remote Outriggers</i>	<i>REF</i>
		<i>(Items 49 thru 53)</i>	
49	718 0456	Remote Outrigger Harness.....	2
50	718 0458	Front Remote Harness	1
51	1223-945	Switch.....	12
52*	12400-936	Decal	2
53*	12400-850	Decal, Front Jack	1

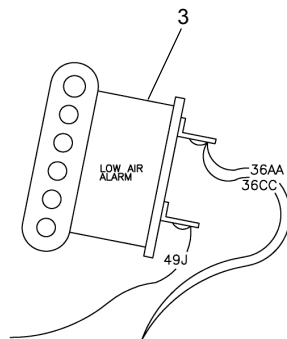
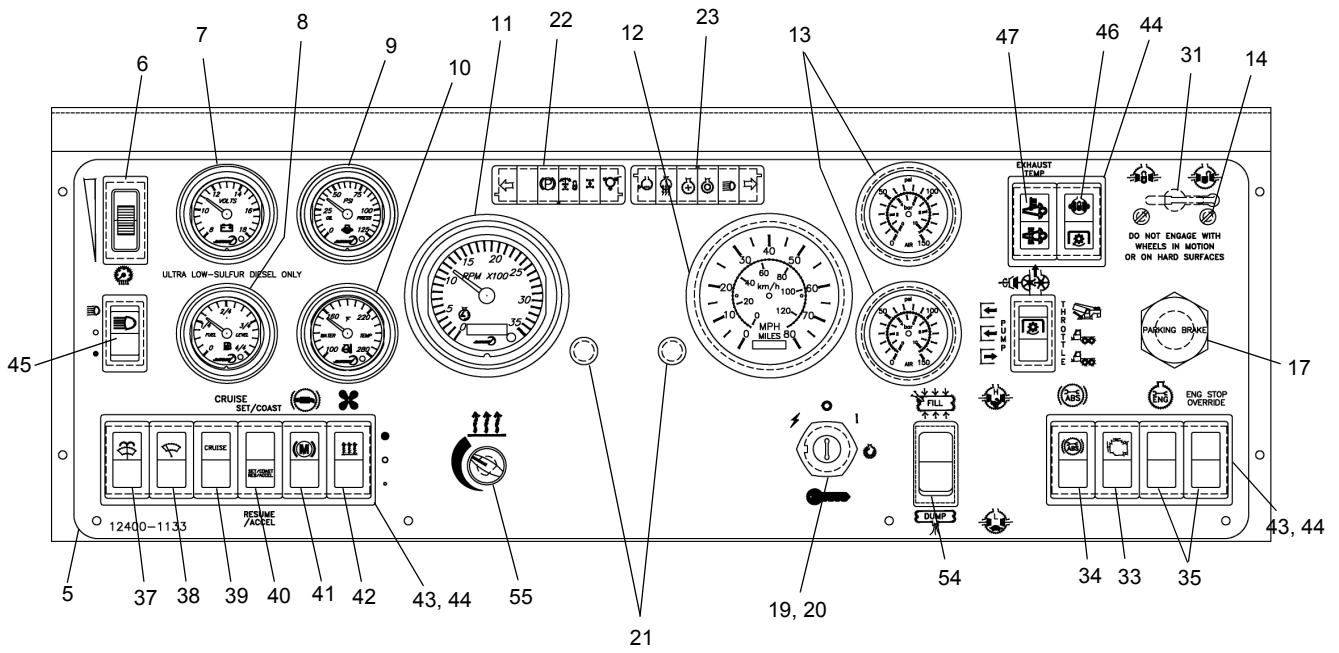
* ITEMS 3, 6, 9 TO 12, 23 TO 26, 32 TO 36, 41, 45, 46, 48, 52 & 53 ARE NOT SHOWN IN THE ILLUSTRATION
WHEN ORDERING PARTS, SPECIFY MODEL NUMBER, SERIAL NUMBER AND DESCRIPTION OF PARTS REQUIRED



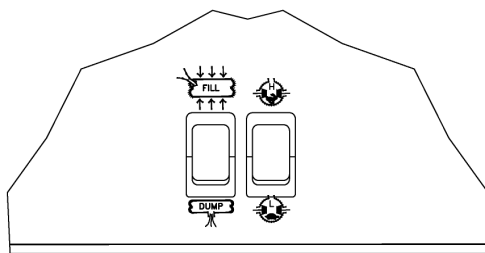
ELECTRICAL ASSEMBLY (DOMESTIC ENGINE)

DATE: Revised 10-2014
MODEL: T780
PAGE 33.4

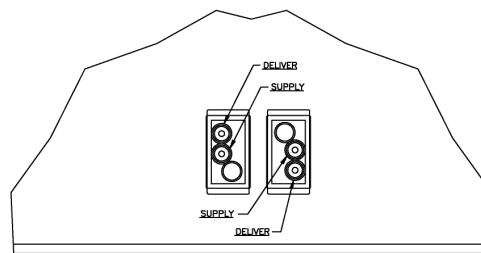
GROUP
33



TIE BUZZER TO WIRE HARNESS



FRONT VIEW OF OPTIONAL AIR VALVE



REAR VIEW OF OPTIONAL AIR VALVE

SEE PAGE 33.8

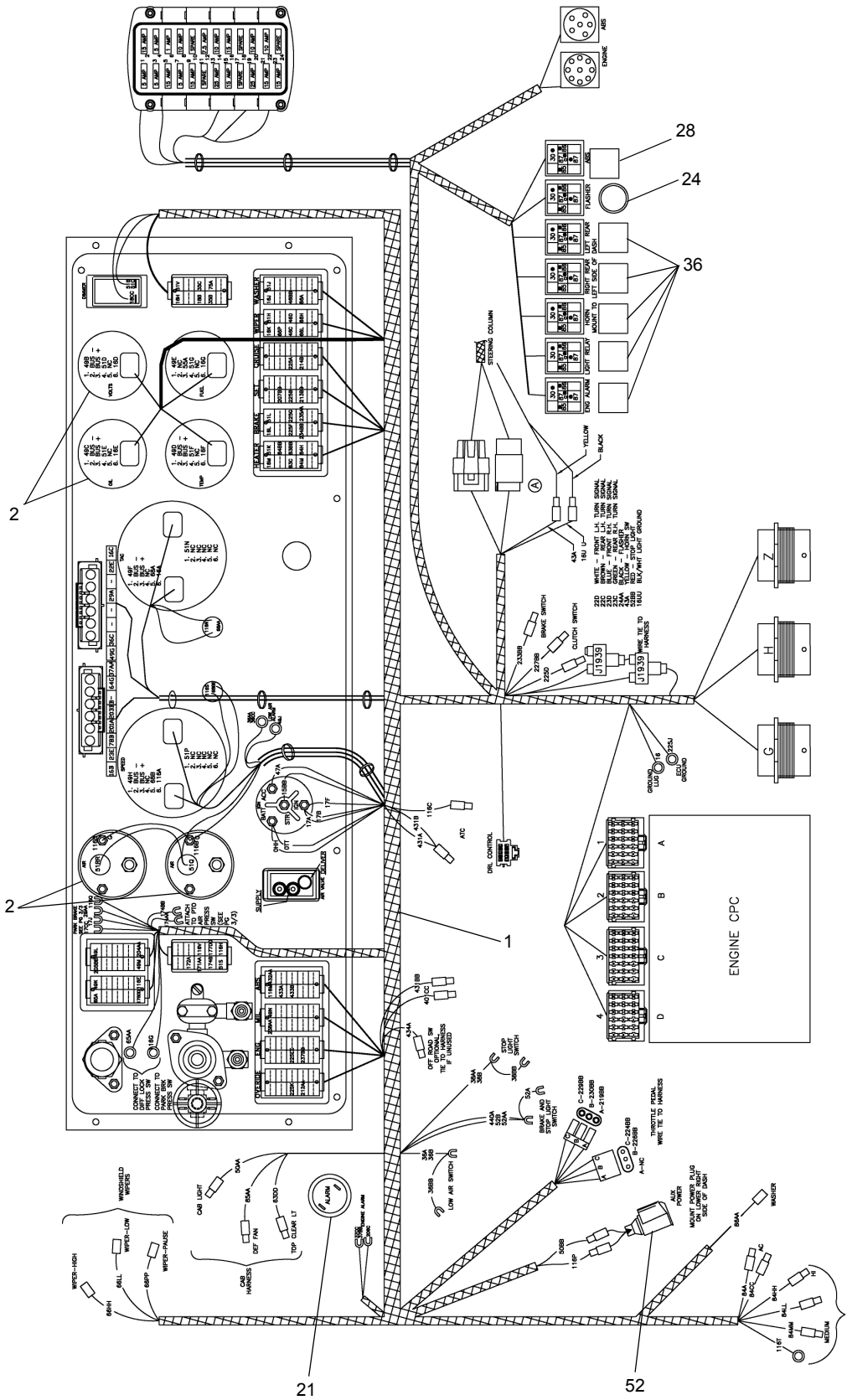
WHEN ORDERING PARTS, SPECIFY MODEL NUMBER, SERIAL NUMBER AND DESCRIPTION OF PARTS REQUIRED



LOWER DASH ASSEMBLY (EXPORT CAB)

DATE: Released 05-2013
 MODEL: T780
 PAGE 33.5

GROUP
33



THE VIEW IS ROTATED COUNTERCLOCKWISE 90°

SEE PAGE 33.8

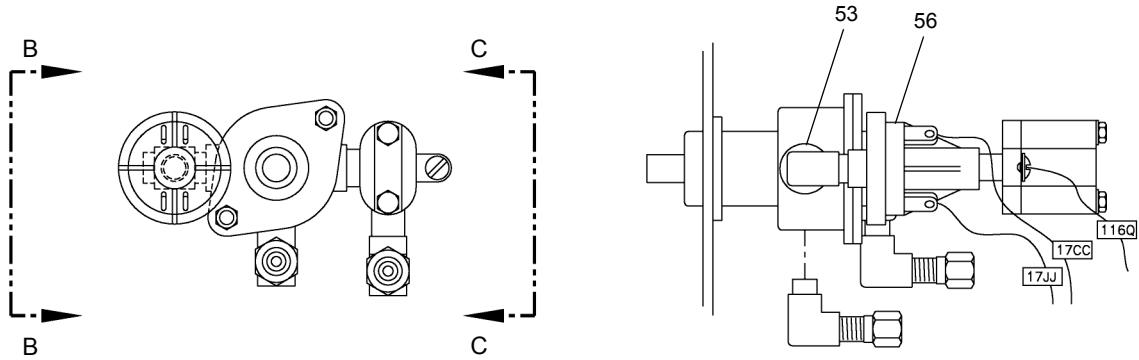
WHEN ORDERING PARTS, SPECIFY MODEL NUMBER, SERIAL NUMBER AND DESCRIPTION OF PARTS REQUIRED



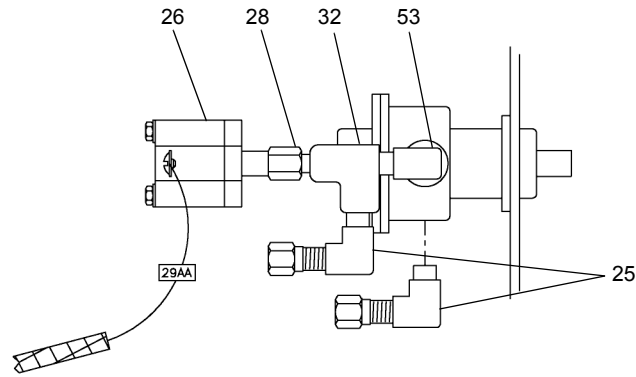
**LOWER DASH ASSEMBLY
(EXPORT CAB)**

DATE: Released 05-2013
 MODEL: T780
 PAGE 33.6

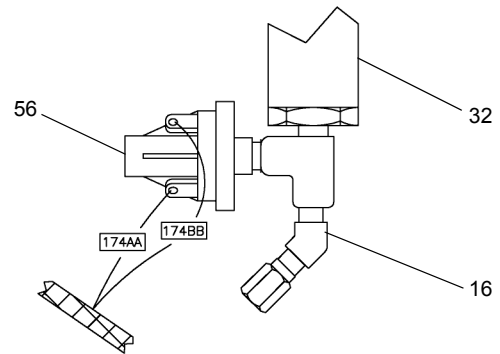
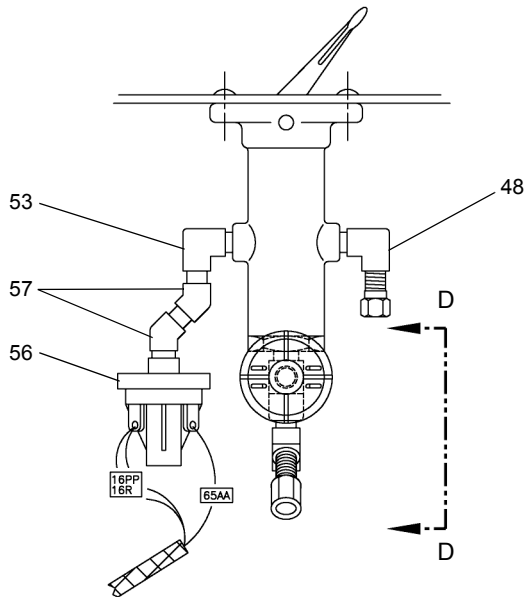
GROUP
33



VIEW B-B



VIEW C-C



VIEW D-D

SEE PAGE 33.8

WHEN ORDERING PARTS, SPECIFY MODEL NUMBER, SERIAL NUMBER AND DESCRIPTION OF PARTS REQUIRED



**LOWER DASH ASSEMBLY
(EXPORT CAB)**

DATE: Released 05-2013
 MODEL: T780
 PAGE 33.7

GROUP
33

SEE PAGES 33.5, 33.6 & 33.7

<u>REF</u>	<u>PART NO.</u>	<u>DESCRIPTION</u>	<u>QTY</u>
	718A0998 (Rev I)	<i>Dash - Lower Assembly T700 "2007"</i>	
1	718 0992	Harness, Dash.....	1
2	1245-185	Kit, Light.....	2
3	1223-380	Buzzer, Low Air	1
4	714 1528	Panel, Dash	REF
5	12400-1133	Decal, Dash	1
6	1223-885	Switch, Dimmer	1
7	1245-196	Voltmeter	1
8	1245-197	Gauge, Fuel Level	1
9	1245-195	Gauge, Oil Pressure	1
10	1245-194	Gauge, Water TEMP	1
11	1245-193	TACH/Hourmeter.....	1
12	1245-199	Speedo/Odometer	1
13	1245-184	Gauge, Air Pressure.....	2
14	1202-4	Screw, Machine, #10-24 X 0.50	2
15*		Circuit Breaker, 25 AMP	REF
16	12019-412	Elbow, 45°	1
17	12019-746	Valve, Parking	1
18*		Circuit Breaker, 15 AMP	REF
19	1223-858	Switch, Ignition (CH751).....	1
20	1208-17	Bushing, Machinery	2
21	1223-1015	SW Reset	2
22	1223-994	Left Light Bar	1
23	1223-995	Right Light Bar.....	1
24	1223-779	Flasher.....	1
25	12019-405	Elbow.....	2
26	1223-1060	Switch, Pressure.....	1
27*		Circuit Breaker, 1 AMP	REF
28	1219-52	Reducer	1
29*		Circuit Breaker, 5 AMP	REF
30*		Circuit Breaker, 7.5 AMP	REF
31	12019-731	Air Switch.....	1
32	1219-55	Tee	2
33	1223-1047	Mil Indicator	1
34	1223-1041	Icon ABS.....	1
35	1223-1050	SW Rocker MOM ON/OFF	2
36	441 6828	Relay 20/30 AMP.....	6
37	1223-1030	SW Rocker Wiper	1
38	1223-1029	SW Rocker Wiper	1
39	1223-1033	SW Rocker Cruise ON.....	1
40	1223-1034	SW Rocker Set Cruise.....	1
41	1223-1032	SW Rocker Engine Brake	1
42	1223-1031	SW Rocker Heater.....	1
43	1223-1004	Gang Mount Center.....	6
44	1223-1005	Gang Mount End	4
45	1223-1011	SW Head Lamp	1
46	1223-1040	Indicator Lamp PTO	1
47	1223-1039	Indicator Lamp Exhaust.....	1
48	12019-404	Elbow, 90°	1
49*	1219-215	Plug, Pipe 1/8 NPT	1
50*	1222-184	Tie, Plastic 7"	8
51*		Circuit Breaker, 10 AMP	REF
52	1223-921	Power Plug	1
53	1219-4	Adapter, 90°	2
54	717 0744	Air Valve	1
55	717 1191	Heat ADJ. Control Unit	1
56	1223-547	Switch, Pressure.....	3
57	1219-59	Adapter, 45°	2

* ITEMS 15, 18, 27, 29, 30, 49, 50 & 51 ARE NOT SHOWN IN ILLUSTRATION

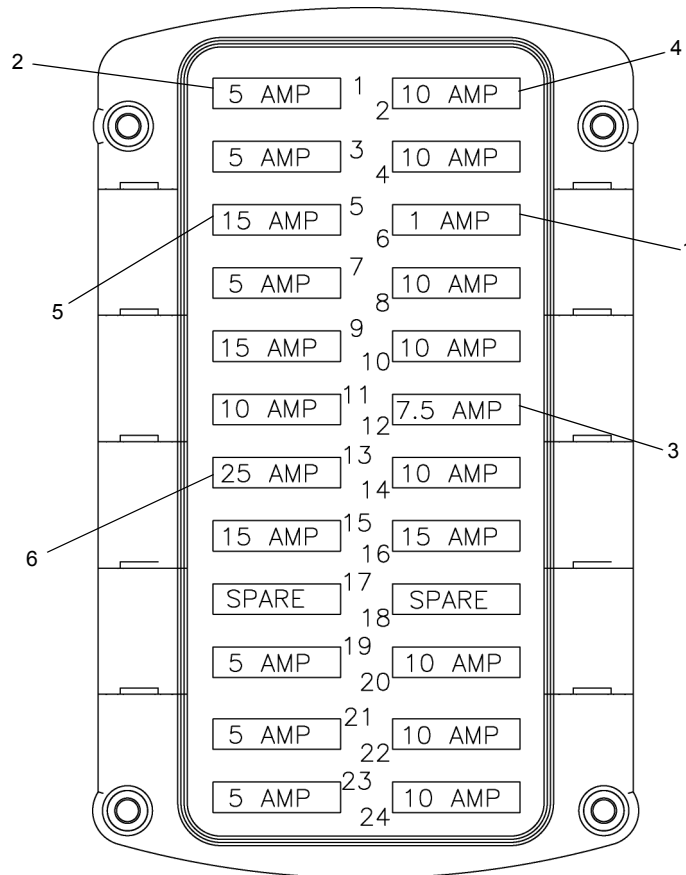
WHEN ORDERING PARTS, SPECIFY MODEL NUMBER, SERIAL NUMBER AND DESCRIPTION OF PARTS REQUIRED



LOWER DASH ASSEMBLY (EXPORT CAB)

DATE: Released 05-2013
MODEL: T780
PAGE 33.8

GROUP
33



REF	PART NO.	DESCRIPTION	QTY
	225322	Panel, Circuit Breaker	
1	225323	Fuse 1 AMP	REF
2	219190	Fuse 5 AMP	REF
3	220068	Circuit Breaker, 7.5 AMP	REF
4	220069	Circuit Breaker, 10 AMP	REF
5	220070	Circuit Breaker, 15 AMP	REF
6	220071	Circuit Breaker, 25 AMP	REF

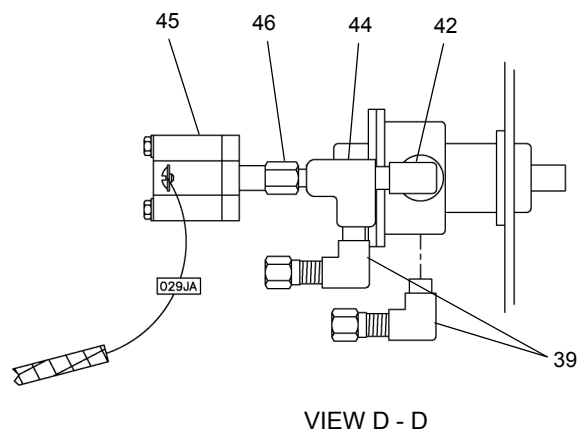
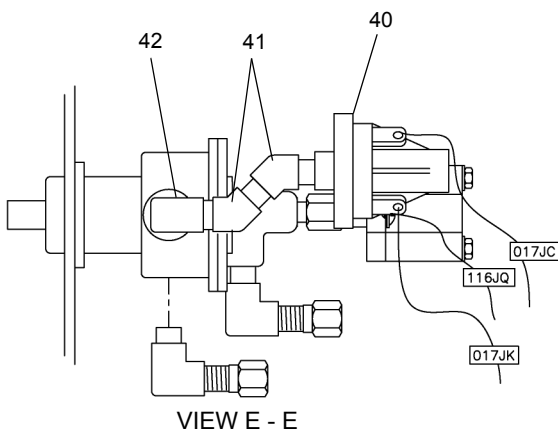
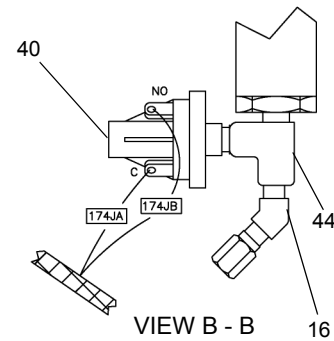
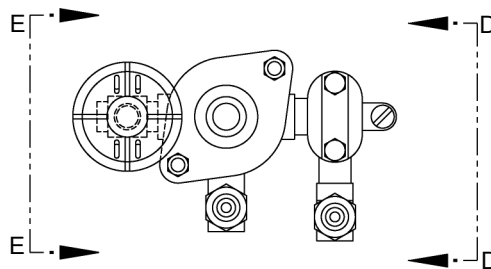
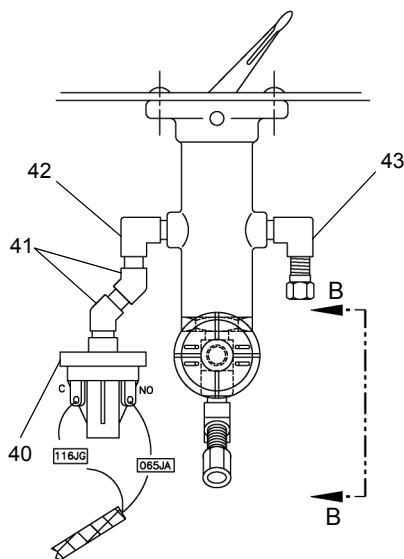
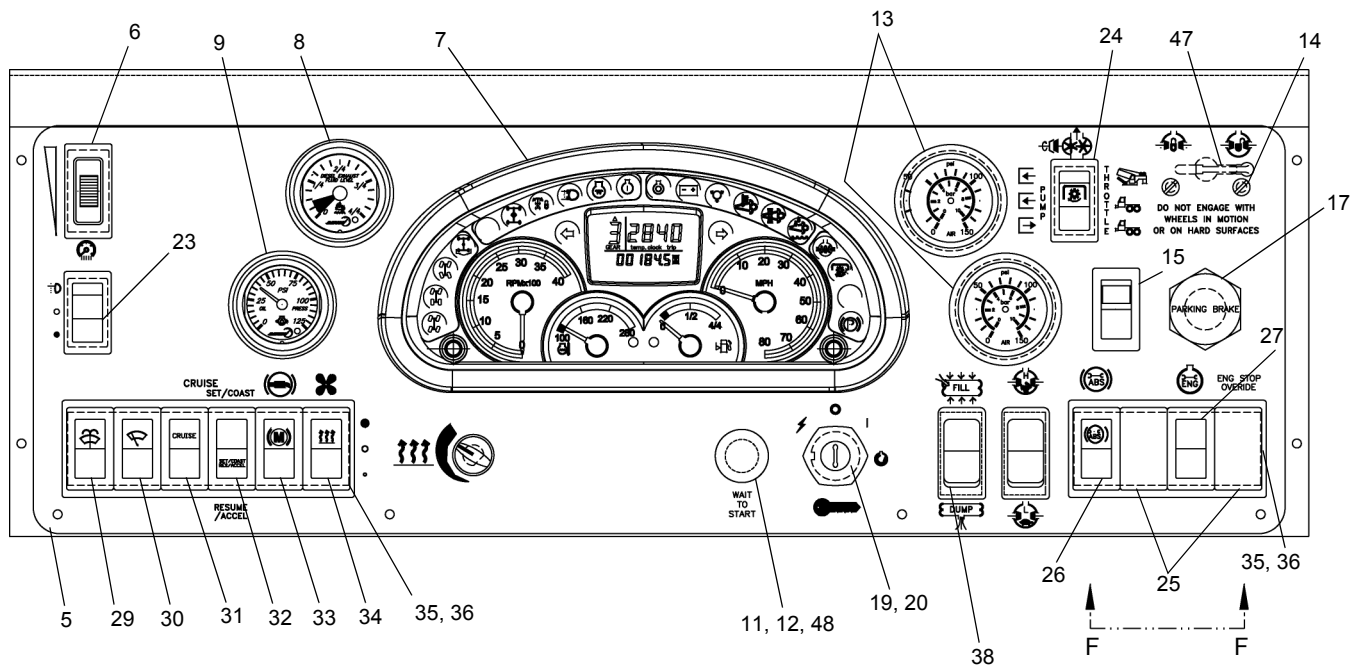
WHEN ORDERING PARTS, SPECIFY MODEL NUMBER, SERIAL NUMBER AND DESCRIPTION OF PARTS REQUIRED



CIRCUIT BREAKER PANEL LOWER

DATE: Released 05-2013
 MODEL: T780
 PAGE 33.9

GROUP
33



SEE PAGE 33.12

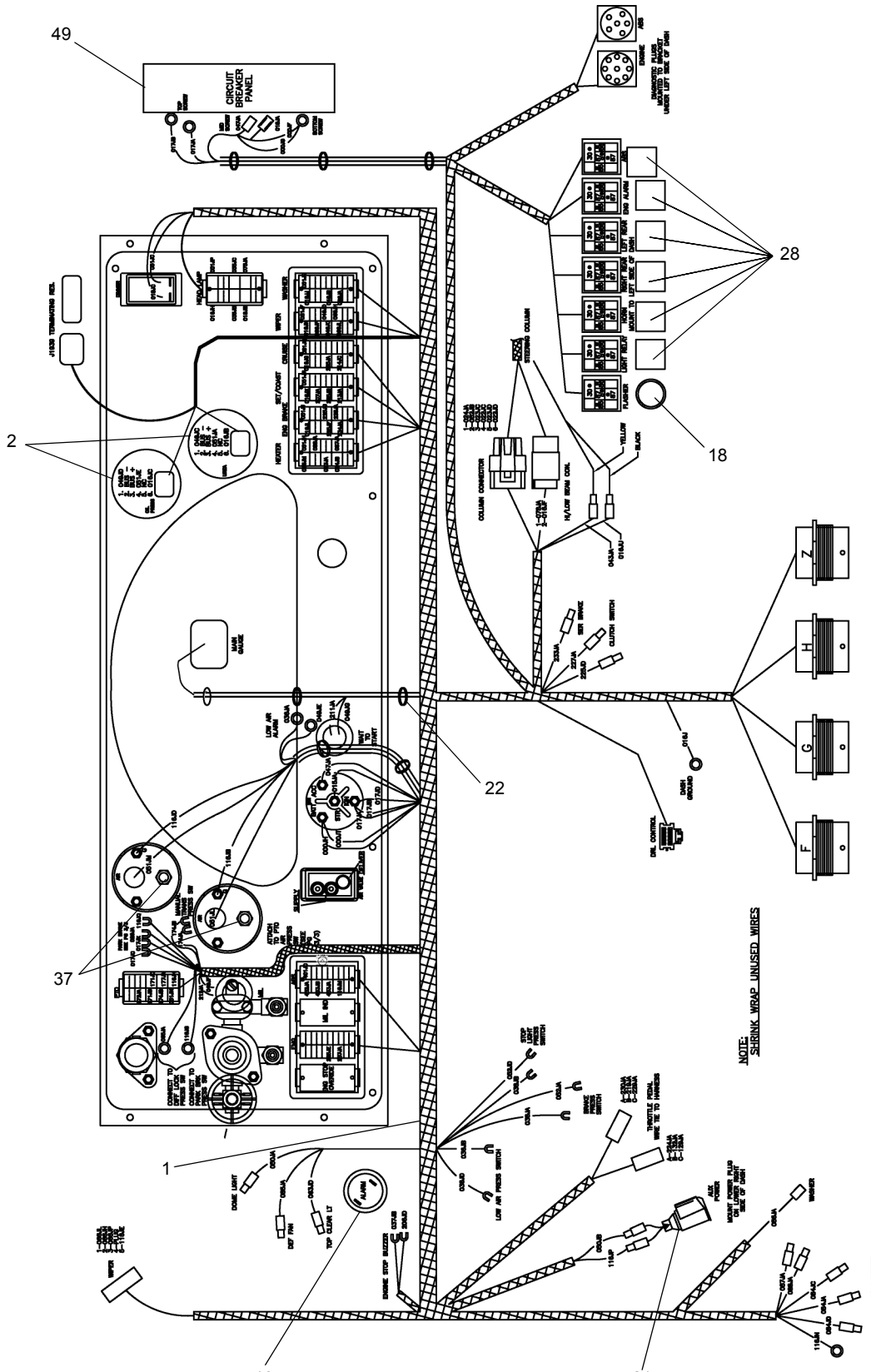
WHEN ORDERING PARTS, SPECIFY MODEL NUMBER, SERIAL NUMBER AND DESCRIPTION OF PARTS REQUIRED



LOWER DASH ASSEMBLY

DATE: Revised 10-2014
 MODEL: T780
 PAGE 33.10

GROUP
33



THIS VIEW IS ROTATED 90° COUNTER CLOCKWISE

SEE PAGE 33.12

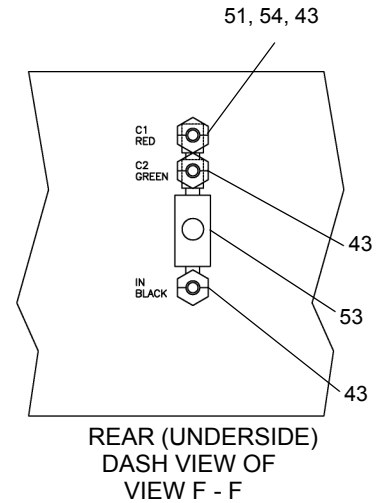
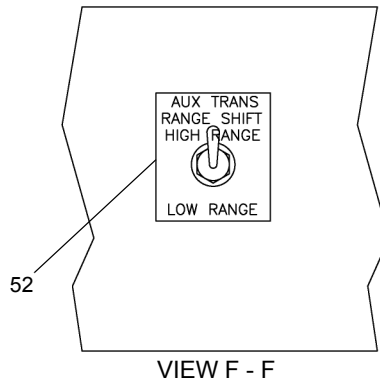
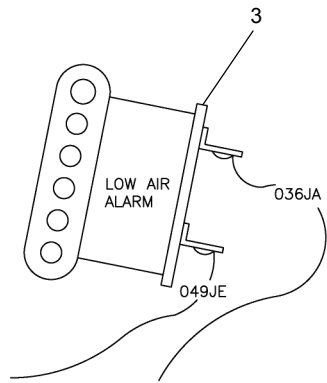
WHEN ORDERING PARTS, SPECIFY MODEL NUMBER, SERIAL NUMBER AND DESCRIPTION OF PARTS REQUIRED



LOWER DASH ASSEMBLY

DATE: Revised 10-2014
MODEL: T780
PAGE 33.11

GROUP
33



SEE PAGES 33.10 & 33.11

REF	PART NO.	DESCRIPTION	QTY	REF	PART NO.	DESCRIPTION	QTY
	T128671 (Rev E)	Lower Dash Assembly W/O AUX. TRANS (Items 1 thru 49)					
	T128671-1 (Rev E)	Lower Dash Assembly W/AUX. TRANS (Items 1 thru 54)					
1	T126662	Harness, Dash	1	28	441 6828	Relay 20/30 AMP	6
2	1245-185	Kit, Light	2	29	1223-1030	SW Rocker Washer	1
3	1223-380	Buzzer, Low Air	1	30	1223-1029	SW Rocker Wiper	1
4	714F1750	Panel, Dash	Ref	31	1223-1033	SW Rocker Cruise On	1
5	T128670	Decal, Dash	1	32	1223-1034	SW Rocker Set Cruise	1
6	1223-885	Switch, Dimmer	1	33	1223-1032	SW Rocker Engine Brake	1
7	T128275	Gauge Cluster	1	34	1223-1031	SW Rocker Heater	1
8	1245-202	Urea Guage (DEF)	1	35	1223-1004	Gang Mount Center	6
9	1245-195	Gauge, Oil Pressure	1	36	1223-1005	Gang Mount End	4
10	450 0006	Alarm Engine	1	37	12019-390	Connector Female	2
11	1223-1020	Socket	1	38	717 0744	Air Valve	1
12	1223-1021	Lamp	1	39	12019-405	Elbow	2
13	1245-184	Gauge, Air Pressure	2	40	1223-547	Switch, Pressure	3
14	1202-4	Screw, Machine, #10-24 X .50	2	41	1219-59	Adapter, 45°	4
15	T131801	Lamp, MIL	1	42	1219-4	Adapter, 90°	3
16	12019-412	Elbow, 45°	1	43	12019-404	Elbow, 90°	1
17	12019-746	Valve, Parking	1	44	1219-55	Tee	2
18	1223-779	Flasher	1	45	1223-1060	Switch, Pressure	1
19	1223-858	Switch, Ignition (CH751)	1	46	1219-52	Reducer	1
20	1208-17	Bushing, Machinery	2	47	12019-731	Air Switch	1
21	1223-921	Power Plug	1	48	1223-1024	Lens, AMBER	1
22	1222-184	Tie, Plastic 7"	8	49	225322	Panel, Circuit Breaker	1
23	1223-1011	SW Head Light	1	50	12019-404	Elbow, 90°	2
24	1223-1037	SW Rocker PTO On	1	51	1219-99	Nipple	1
25	1223-1006	Plug	2	52	12400-626	Decal	1
26	T134034	Switch With ABS Indicator Lamp	1	54	12019-378	Valve, Air	1
27	1223-1081	SW Rocker MOM On/Off	1		1219-215	Pipe Plug	1

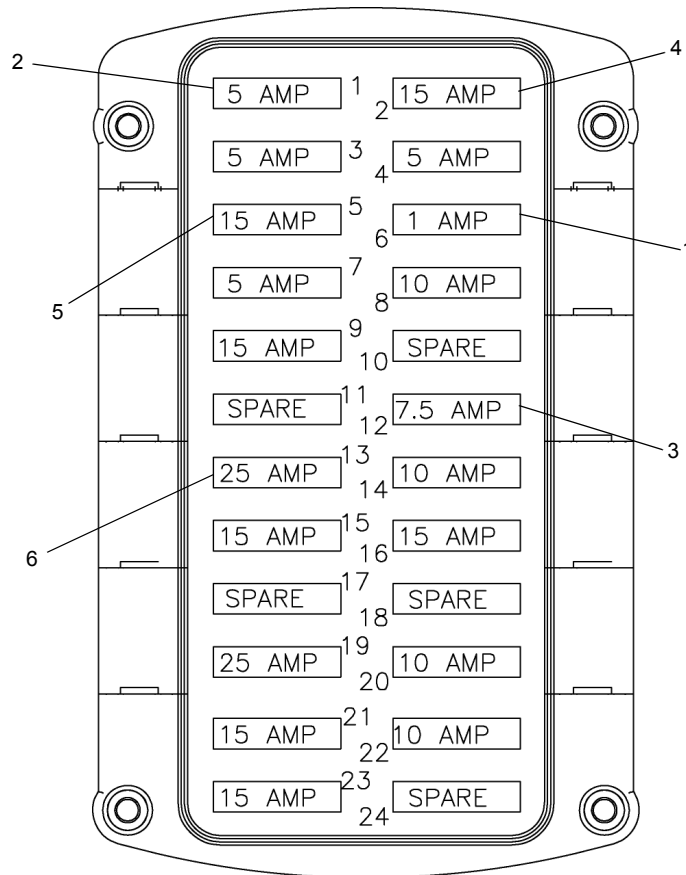
WHEN ORDERING PARTS, SPECIFY MODEL NUMBER, SERIAL NUMBER AND DESCRIPTION OF PARTS REQUIRED



LOWER DASH ASSEMBLY

DATE: Revised 10-2014
 MODEL: T780
 PAGE 33.12

GROUP
33



REF	PART NO.	DESCRIPTION	QTY
	225322	Panel, Circuit Breaker	
1	225323	Fuse 1 AMP	REF
2	219190	Fuse 5 AMP	REF
3	220068	Circuit Breaker, 7.5 AMP	REF
4	220069	Circuit Breaker, 10 AMP	REF
5	220070	Circuit Breaker, 15 AMP	REF
6	220071	Circuit Breaker, 25 AMP	REF

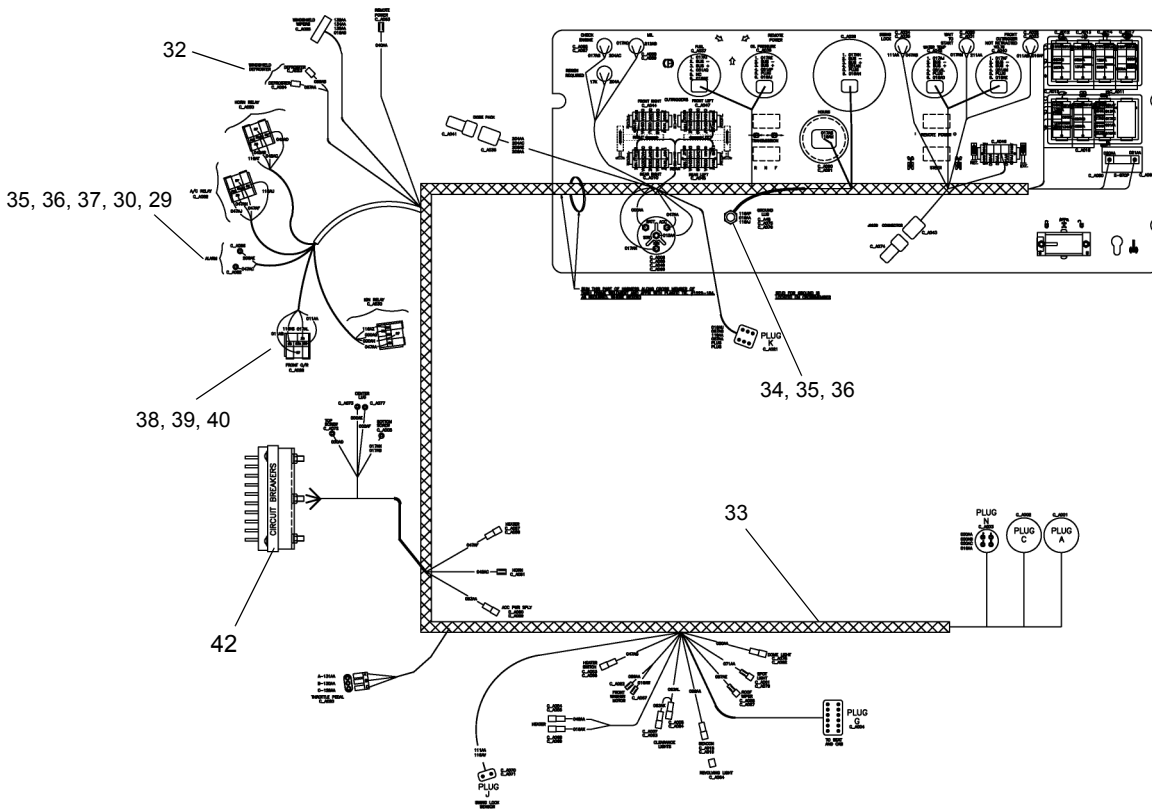
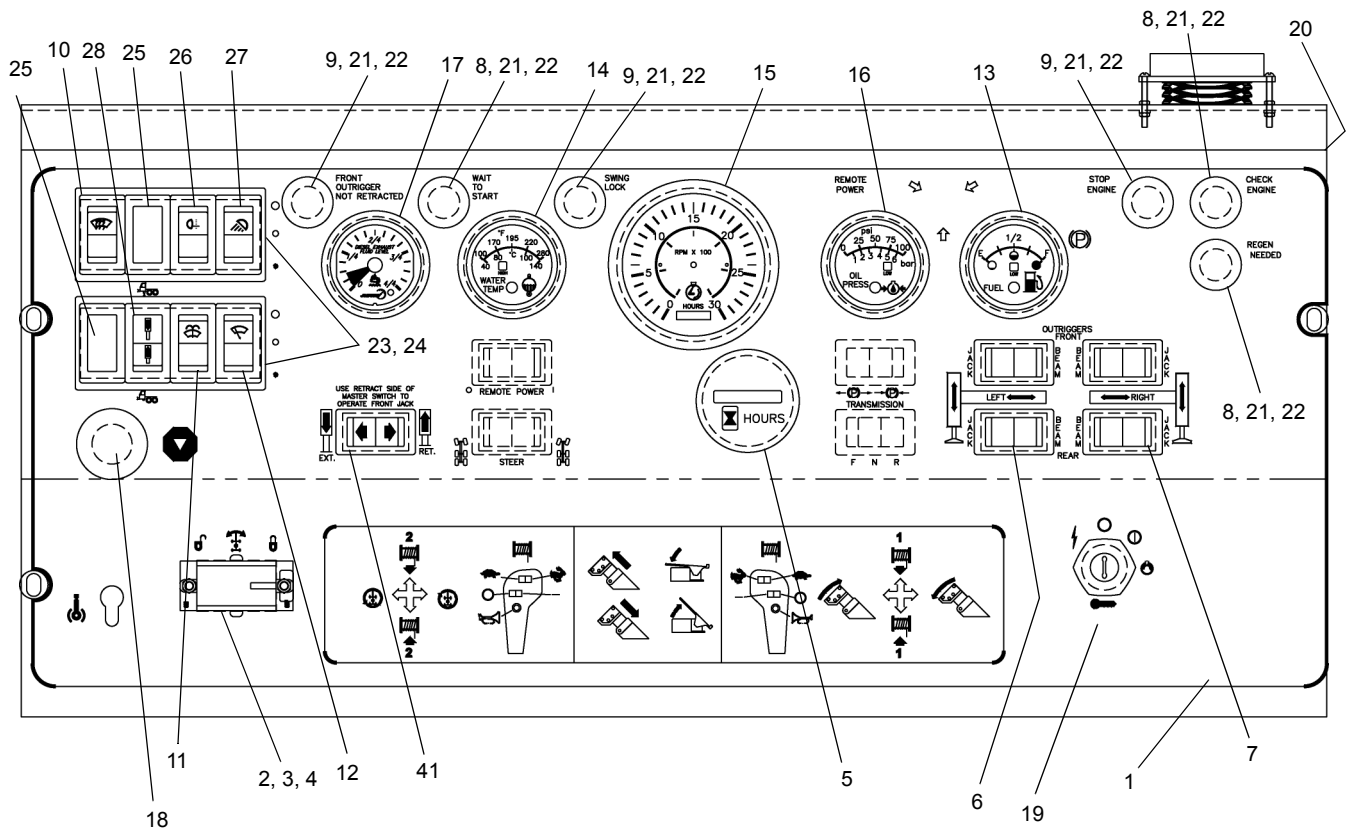
WHEN ORDERING PARTS, SPECIFY MODEL NUMBER, SERIAL NUMBER AND DESCRIPTION OF PARTS REQUIRED



CIRCUIT BREAKER PANEL LOWER

DATE: Released 05-2013
 MODEL: T780
 PAGE 33.13

GROUP
33



SEE PAGE 33.15

WHEN ORDERING PARTS, SPECIFY MODEL NUMBER, SERIAL NUMBER AND DESCRIPTION OF PARTS REQUIRED



UPPER DASH ASSEMBLY

DATE: Revised 10-2014
 MODEL: T780
 PAGE 33.14

GROUP
33

SEE PAGE 33.14

REF	PART NO.	DESCRIPTION	QTY
	T128340 (Rev C)	<i>Upper Dash Assembly</i>	
1	T128342	Decal, Dash.....	1
2	719 0201	Switch, Swing Lock	1
3	SHF-250C500-25	Capscrew, .25C X .50	2
4	W07-250X000-20	Washer, Lock, .25	2
5	1245-162	Meter, Hour	1
6	1223-997	SW, Rocker OUTFRIG	2
7	1223-998	SW Rocker OUTFRIG	2
8	1223-1024	Lens Amber.....	3
9	1223-1022	Lens, Red.....	3
10	1223-1002	SW Rocker Defrost	1
11	1223-1030	SW Rocker Washer.....	1
12	1223-1029	SW Rocker Wiper.....	1
13	T128659	Gauge Fuel Level.....	1
14	1245-194	Gauge, Water TEMP.....	1
15	1245-200	Tachometer	1
16	1245-195	Gauge, Oil PRESS.....	1
17	1245-202	Urea Gauge.....	1
18	1223-981	Switch, Push-Pull	1
19	1223-858	Switch, Ignition Poll.....	1
20	T128341	Panel, Dash Panel	1
21	1223-1020	Socket	6
22	1223-1021	Lamp	6
23	1223-1004	Center Mount	4
24	1223-1005	Side Mount.....	4
25	1223-1006	Panel Plug.....	2
26	1223-1011	SW Rocker Lights	1
27	1223-1012	SW Rock Lights.....	1
28	1223-1044	SW Rocker FRT Jack.....	1
29	709 6827	Bracket.....	1
30	450 0006	Alarm.....	1
31*	1222-184	Tie, Plastic.....	20
32	1223-626	Fan, Defrost	1
33	T126647	Harness Dash	1
34	S01-375CB50-25	Capscrew, .38CX2.50	1
35	N04-375C000-25	Nut, .38C	4
36	W07-375X000-20	Washer, Lock, .38	3
37	SHF-375CA00-25	HHCS, .38-16X1.00	2
38	441-6828	Relay	4
39	1202-5	Screw, Machine, .19C X .38.....	4
40	1230-6	Nut, KEPS, #10-24.....	4
41	1223-996	SW Rocker OR Master.....	1
42	225324	Panel, Circuit Breaker	1

* ITEM 31 IS NOT SHOWN IN THE ILLUSTRATION

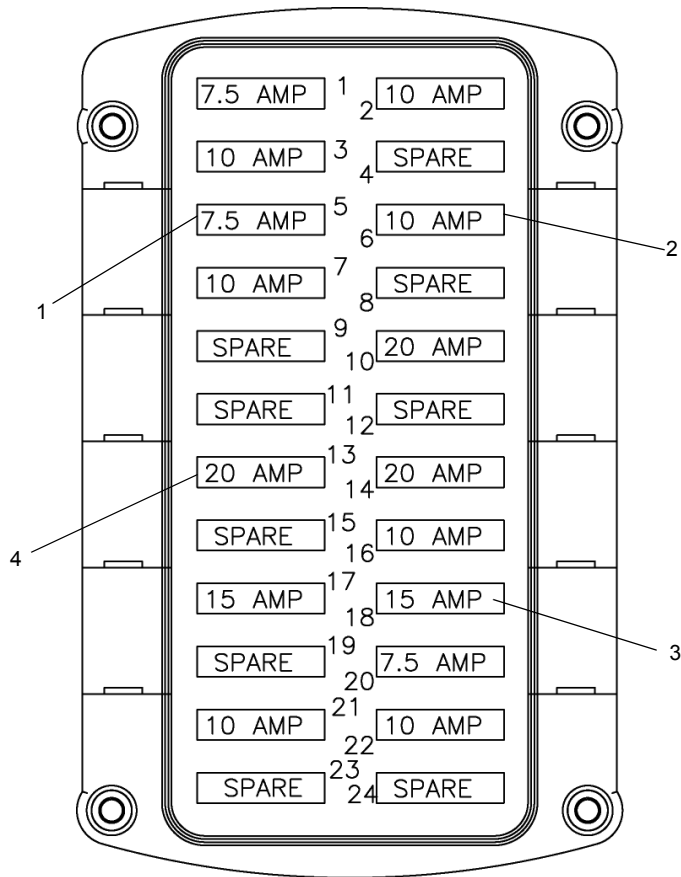
WHEN ORDERING PARTS, SPECIFY MODEL NUMBER, SERIAL NUMBER AND DESCRIPTION OF PARTS REQUIRED



UPPER DASH ASSEMBLY

DATE: Revised 10-2014
MODEL: T780
PAGE 33.15

GROUP
33



REF	PART NO.	DESCRIPTION	QTY
	225324	Panel, Circuit Breaker	
1	220068	Circuit Breaker, 7.5 AMP	REF
2	220069	Circuit Breaker, 10 AMP	REF
3	220070	Circuit Breaker, 15 AMP	REF
4	225325	Circuit Breaker, 20 AMP	REF

WHEN ORDERING PARTS, SPECIFY MODEL NUMBER, SERIAL NUMBER AND DESCRIPTION OF PARTS REQUIRED



**CIRCUIT BREAKER PANEL
UPPER**

DATE: Revised 10-2014
 MODEL: T780
 PAGE 33.16

**GROUP
33**



<u>REF</u>	<u>PART NO.</u>	<u>DESCRIPTION</u>	<u>QTY</u>
	719A0942 (Rev 00)	<i>Strobe Light, Yellow</i>	
1*	1223-1026	Switch, Beacon	1
2	420 4974	Light, Strobe.....	1

* ITEM 1 IS NOT SHOWN IN THE ILLUSTRATION.


WHEN ORDERING PARTS, SPECIFY MODEL NUMBER, SERIAL NUMBER AND DESCRIPTION OF PARTS REQUIRED



STROBE LIGHT, YELLOW

DATE: Released 05-2013
MODEL: T780
PAGE 33.17

GROUP
33



<u>REF</u>	<u>PART NO.</u>	<u>DESCRIPTION</u>	<u>QTY</u>
	719A0915	<i>Revolving Amber Light</i>	
1	1223-505	Light, Amber	1
2*	1223-1026	Switch, Beacon.....	1

* ITEMS 2 IS NOT SHOWN IN ILLUSTRATION

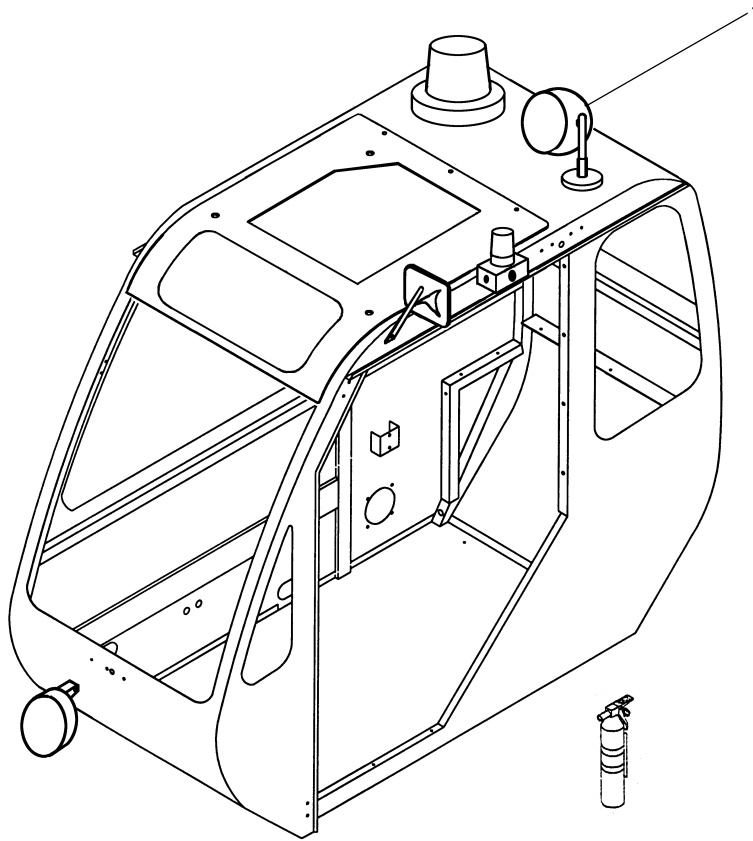
WHEN ORDERING PARTS, SPECIFY MODEL NUMBER, SERIAL NUMBER AND DESCRIPTION OF PARTS REQUIRED



REVOLVING AMBER LIGHT

DATE: Released 05-2013
MODEL: T780
PAGE 33.18

GROUP
33



REF	PART NO.	DESCRIPTION	QTY
	707A5736	360° Spotlight	
1	707 5460	Spotlight BALAMP 7301506	1

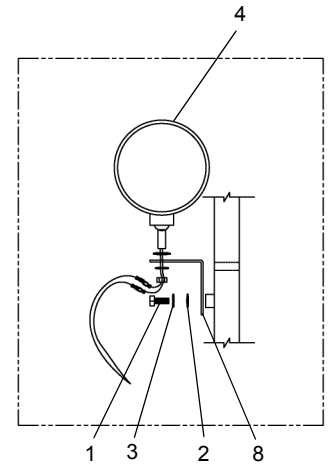
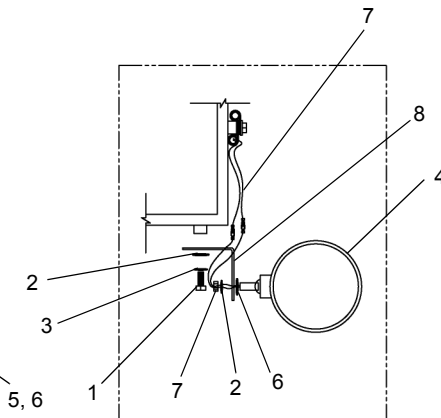
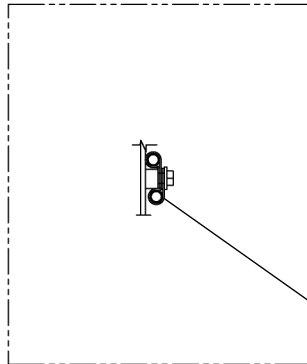
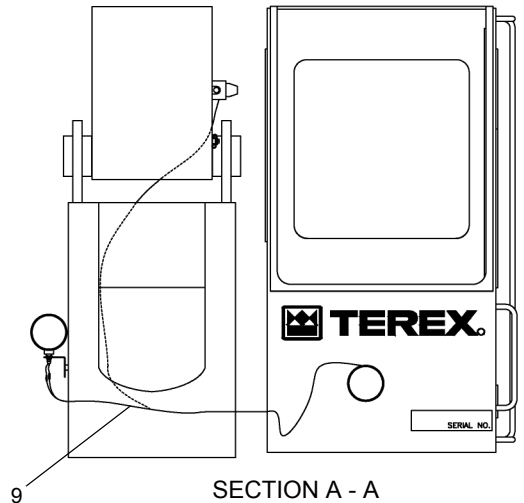
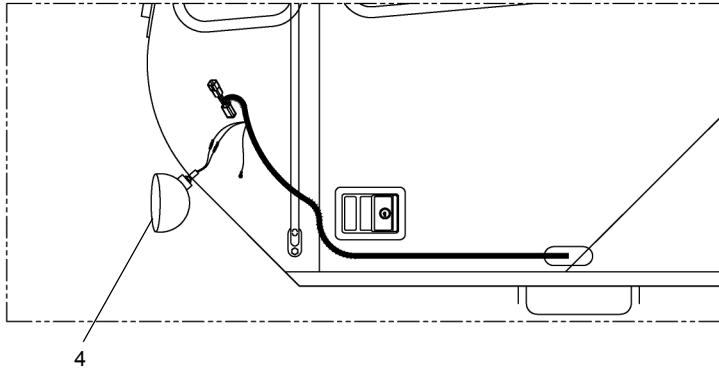
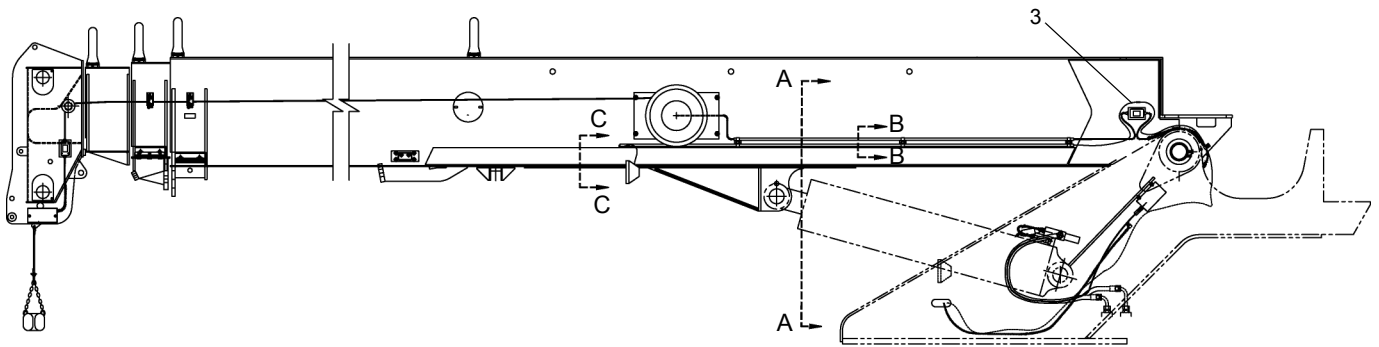
WHEN ORDERING PARTS, SPECIFY MODEL NUMBER, SERIAL NUMBER AND DESCRIPTION OF PARTS REQUIRED



360 DEGREE SPOT LIGHT

DATE: Released 05-2013
 MODEL: T780
 PAGE 33.19

GROUP
33



SECTION B - B

SECTION C - C

QTY

REF	PART NO.	DESCRIPTION	QTY
	T117513 (Rev B)	Assembly, Work Light	
1	1200-57	HHCS, 3/8 UNC X 3/4	2
2	1209-3	Flat Washer 3/8	2
3	1210-20	Lock Washer 3/8	2
4	1223-1067	Work Light	3
5	1240-68	P-Clamp	3
6	206F4255	Tube 0.5X0.049X120, 501 Zinc Plated	1
7	707 4552	Harness, Worklight Option	2
8	707 4688	Bracket, A.C.	2
9	T116824	Harness, Work Light	1
10	1223-903	Rocker Switch	1

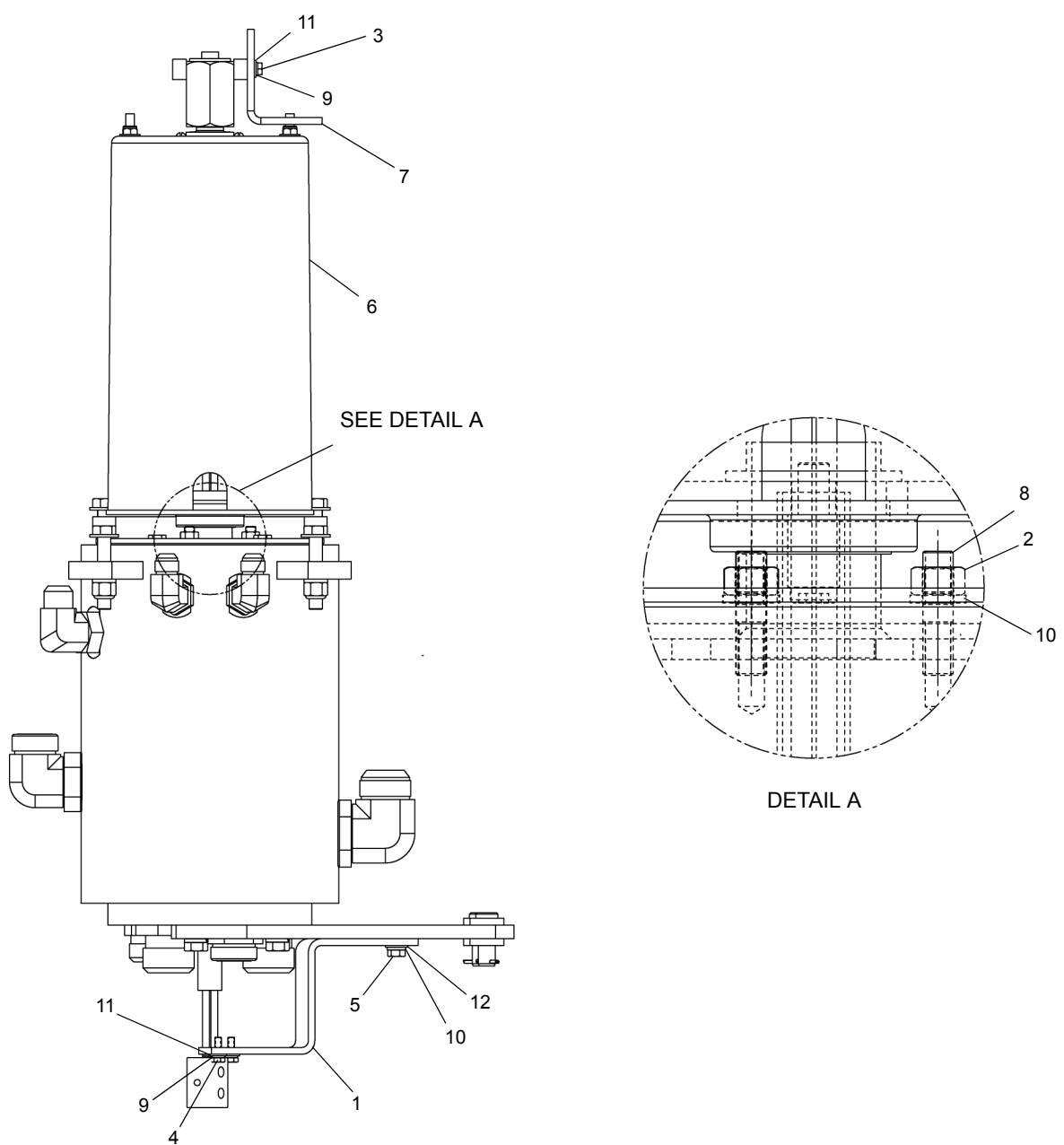
WHEN ORDERING PARTS, SPECIFY MODEL NUMBER, SERIAL NUMBER AND DESCRIPTION OF PARTS REQUIRED



WORK LIGHT PACKAGE

DATE: Revised 10-2014
 MODEL: T780
 PAGE 33.20

GROUP
33



REF	PART NO.	DESCRIPTION	QTY
	T122391 (Rev C)	49 Pass Collector Ring	
1	719-0413	Bracket - Bottom.....	1
2	N04-375C000-25	Nut, HEX 0.375-16, ST Z GR5.....	3
3	SHF-250C625-25	SCR, HHCS FT 0.25-20X0.625, STZ G5.....	1
4	SHF-250C750-25	SCR, HHCS FT 0.25-20X0.75, ST Z G5.....	2
5	SHF-375C750-25	SCR, HHCS FT 0.375-16X0.75, STZ G5.....	1
6	T121863	Slip Ring, 49 Circuit W/ Air.....	1
7	T132665	Bracket, Air Swivel, Upper.....	1
8	TSD-375CA50-BX	Stud, DBLTHRD 0.375-16X1.50, ST BX.....	3
9	W07-250X000-20	WSH, LCK, MED SPLT 0.25, ST Z.....	3
10	W07-375X000-20	WSH, LCK, MED SPLT 0.375, ST Z.....	4
11	WAN-25NX000-20	WSH, FL TYPA-NRW 0.25, ST Z.....	3
12	WAN-37NX000-20	WSH, FL TYPA-NRW 0.375, ST Z.....	1

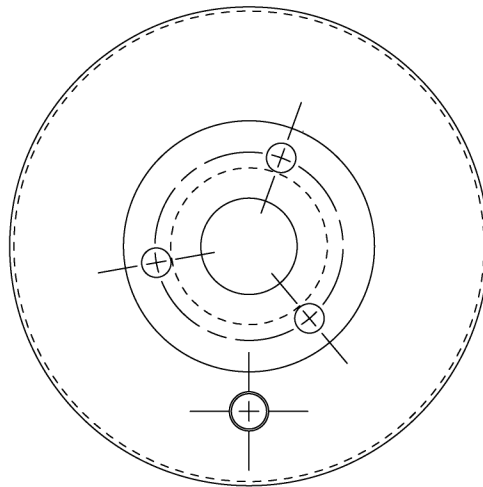
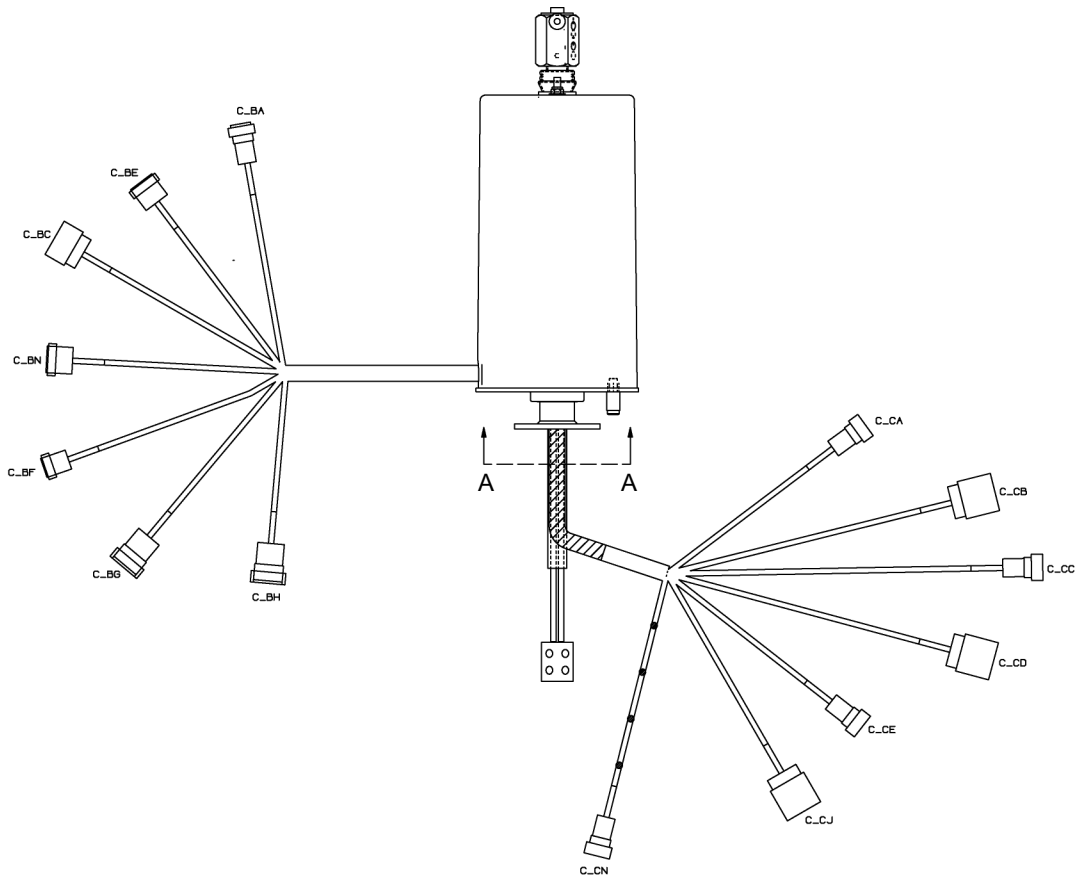
WHEN ORDERING PARTS, SPECIFY MODEL NUMBER, SERIAL NUMBER AND DESCRIPTION OF PARTS REQUIRED



COLLECTOR RING 49 PASS

DATE: Revised 10-2014
 MODEL: T780
 PAGE 33.21

GROUP
33



VIEW A - A

REF	PART NO.	DESCRIPTION	QTY
	T121863 (Rev C)	Slip Ring, 49 Circuit W/ Air.....	1
1	224533	4-Passage Pneumatic Swivel (Refer 33.23).....	1

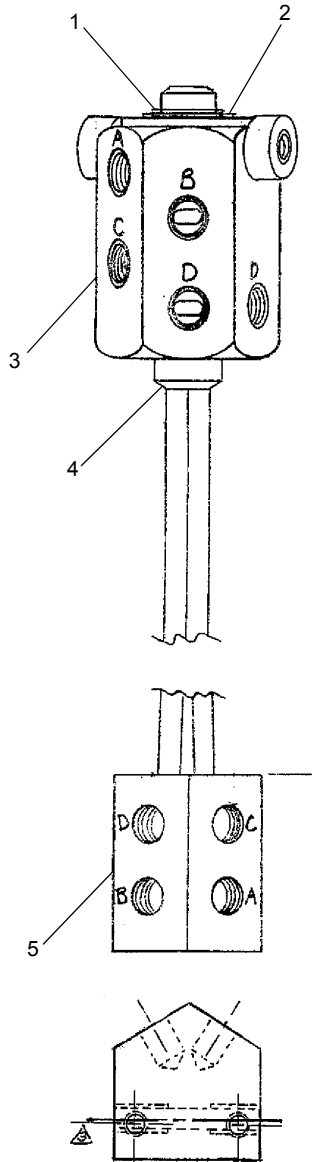
WHEN ORDERING PARTS, SPECIFY MODEL NUMBER, SERIAL NUMBER AND DESCRIPTION OF PARTS REQUIRED



SLIP RING, 49 CIRCUIT

DATE: Revised 07-2014
 MODEL: T780
 PAGE 33.22

GROUP
33



REF	PART NO.	DESCRIPTION	QTY
	224533	4 - Passage Pneumatic Swivels	
1	224534	Retaining Ring.....	1
2	224535	Washer (Below Snap Ring).....	1
3	224536	Jacket.....	1
4	224537	Spool.....	1
5	227791	Fixed End Block.....	1
6*	227801	Jacket Cap.....	1
7*	227802	Screw #8-32X0.50".....	2

* ITEMS 6 & 7 ARE NOT SHOWN IN THE ILLUSTRATION.

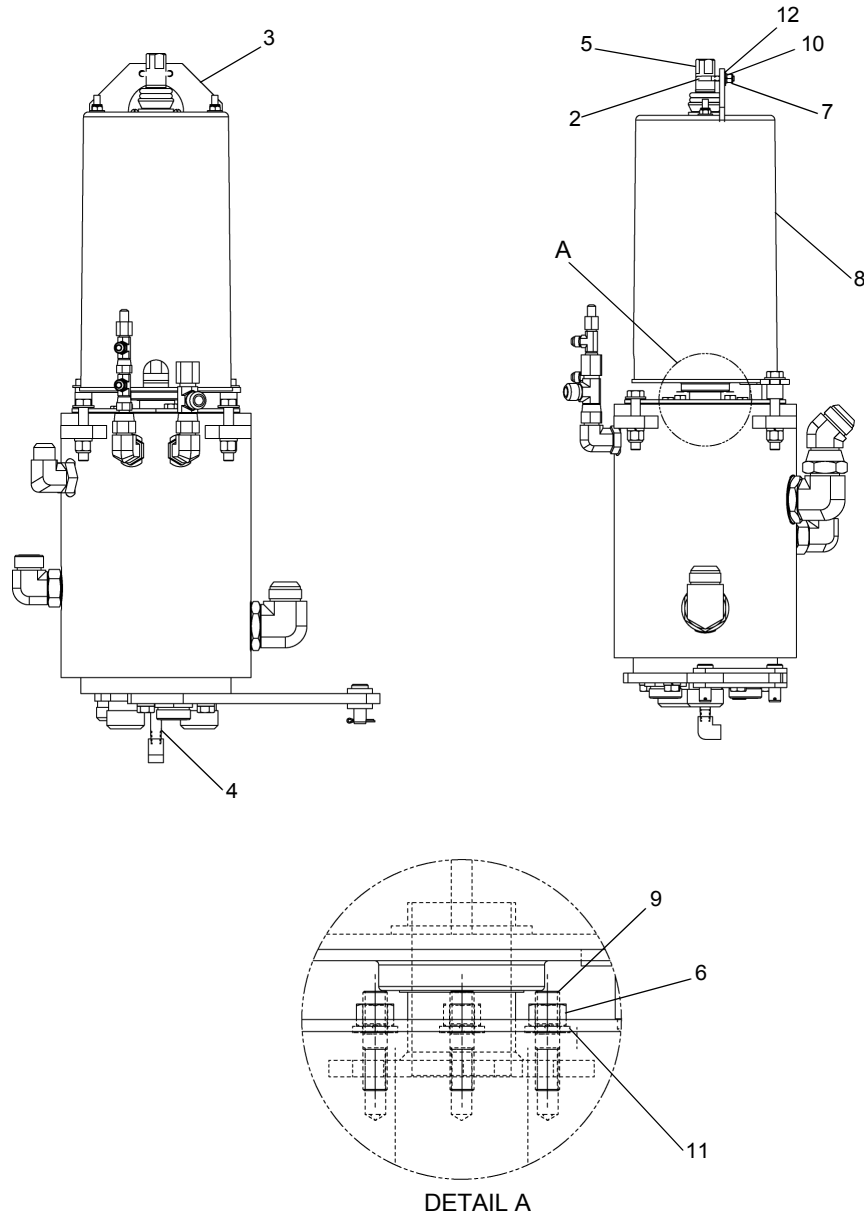
WHEN ORDERING PARTS, SPECIFY MODEL NUMBER, SERIAL NUMBER AND DESCRIPTION OF PARTS REQUIRED



PNEUMATIC SWIVEL

DATE: Released 07-2014
 MODEL: T780
 PAGE 33.23

GROUP
33



REF	PART NO.	DESCRIPTION	QTY
	T122390 (Rev B)	37 Pass COLL Ring Assembly	
1*	12019-465	Elbow, 90 Deg, 0.25 NPT.....	1
2	718-0790	U-Bolt	1
3	718-0792	Bracket, Top, Coll Ring	1
4	718-0794	Nipple, EXT LNG, 0.25 GALV Pipe.....	1
5	718-0938	Air Swivel	1
6	N04-375C000-25	Nut, HEX 0.375-16, ST Z GR5.....	3
7	NYL-250C000-25	Nut, HEX NYL-INS 0.25-20, ST Z G5	2
8	T125650	Slip Ring, 37 Circuit.....	1
9	TSD-375CA50-BX	Stud, DBL THRD 0.375-16X1.50, ST BX.....	3
10	W07-250X000-20	WSH, LCK, MED SPLT 0.25, ST Z.....	2
11	W07-375X000-20	WSH, LCK, MED SPLT 0.375, ST Z.....	3
12	WBR-25RX734-20	WSH, FL TYPB-REG 0.25, ST Z	2

* ITEM 1 IS NOT SHOWN IN THE ILLUSTRATION

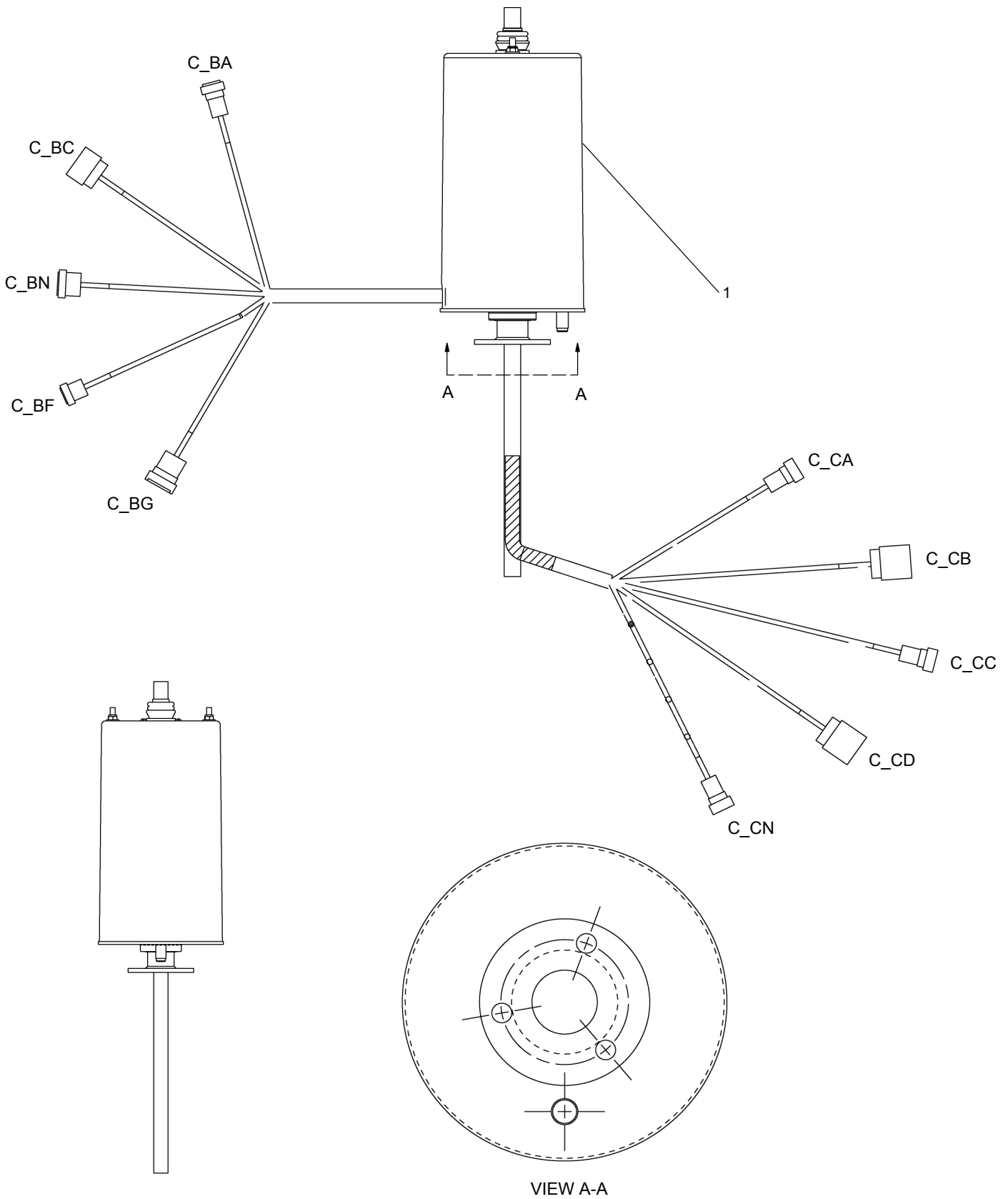
WHEN ORDERING PARTS, SPECIFY MODEL NUMBER, SERIAL NUMBER AND DESCRIPTION OF PARTS REQUIRED



COLLECTOR RING 37 PASS

DATE: Released 05-2013
 MODEL: T780
 PAGE 33.24

GROUP
33



<u>REF</u>	<u>PART NO.</u>	<u>DESCRIPTION</u>	<u>QTY</u>
1	T125650 (Rev B)	Slip Ring, 38 Circuit.....	1

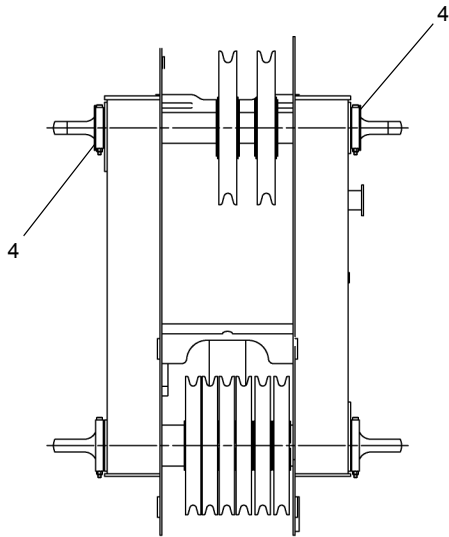
WHEN ORDERING PARTS, SPECIFY MODEL NUMBER, SERIAL NUMBER AND DESCRIPTION OF PARTS REQUIRED



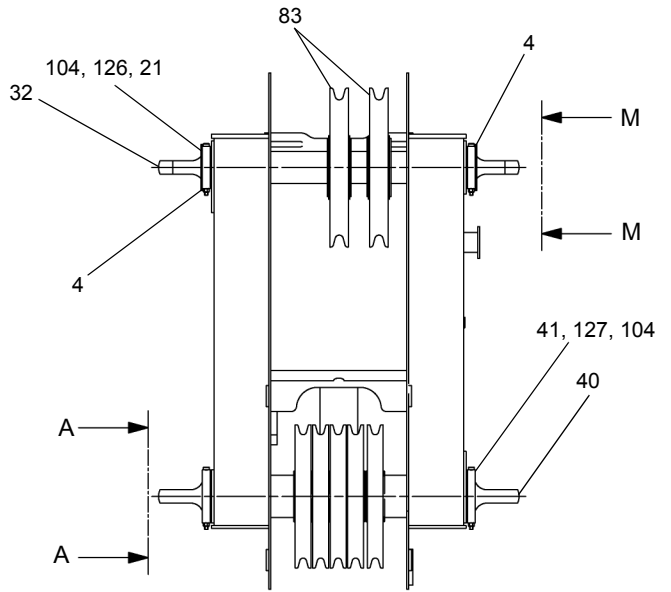
SLIP RING, 38 CIRCUIT

DATE: Released 05-2013
 MODEL: T780
 PAGE 33.25

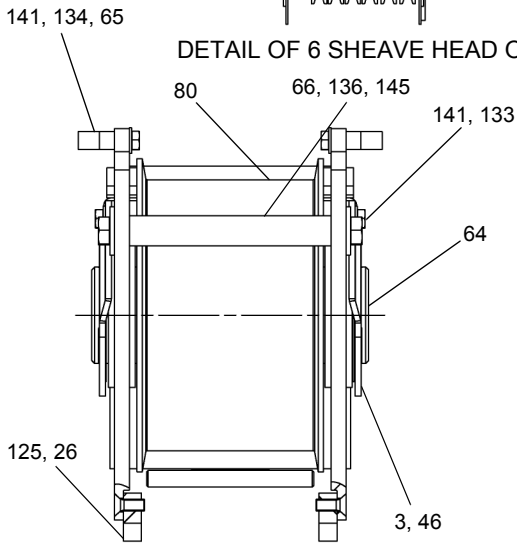
GROUP
33



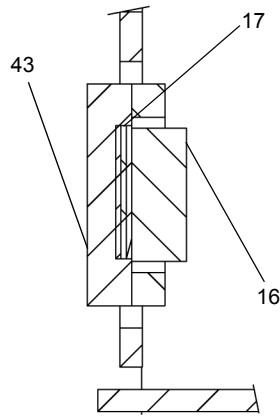
DETAIL OF 6 SHEAVE HEAD OPTION



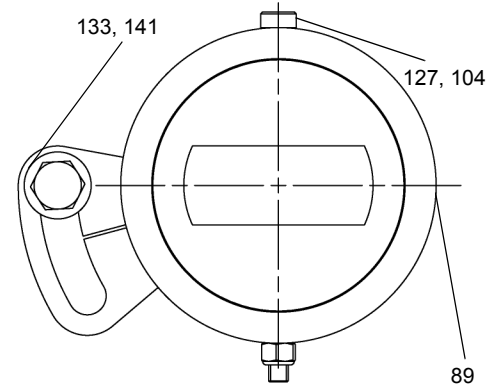
DETAIL OF 5 SHEAVE HEAD OPTION



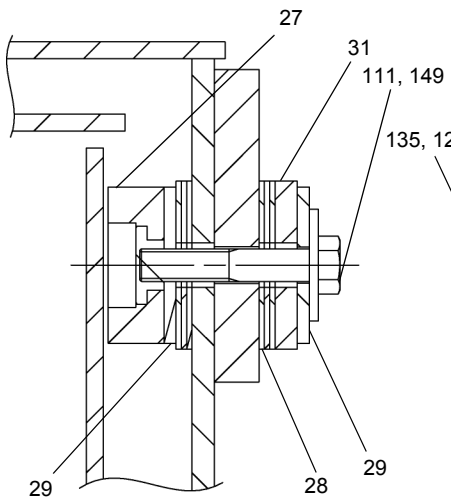
SECTION D-D



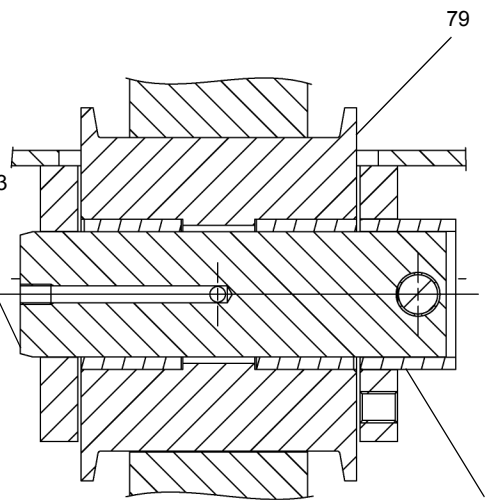
SECTION N-N



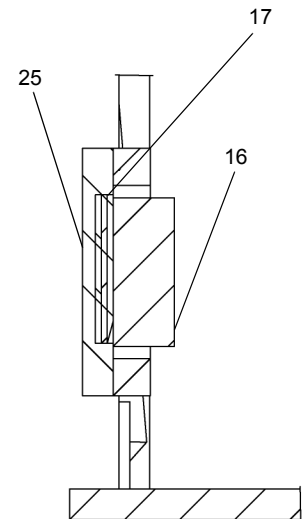
VIEW A-A



SECTION L-L



SECTION R-R



SECTION E-E

SEE PAGES 39.4 & 39.5

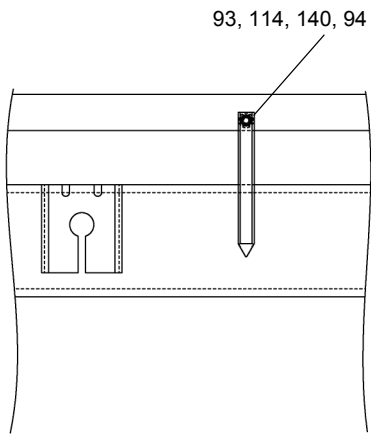
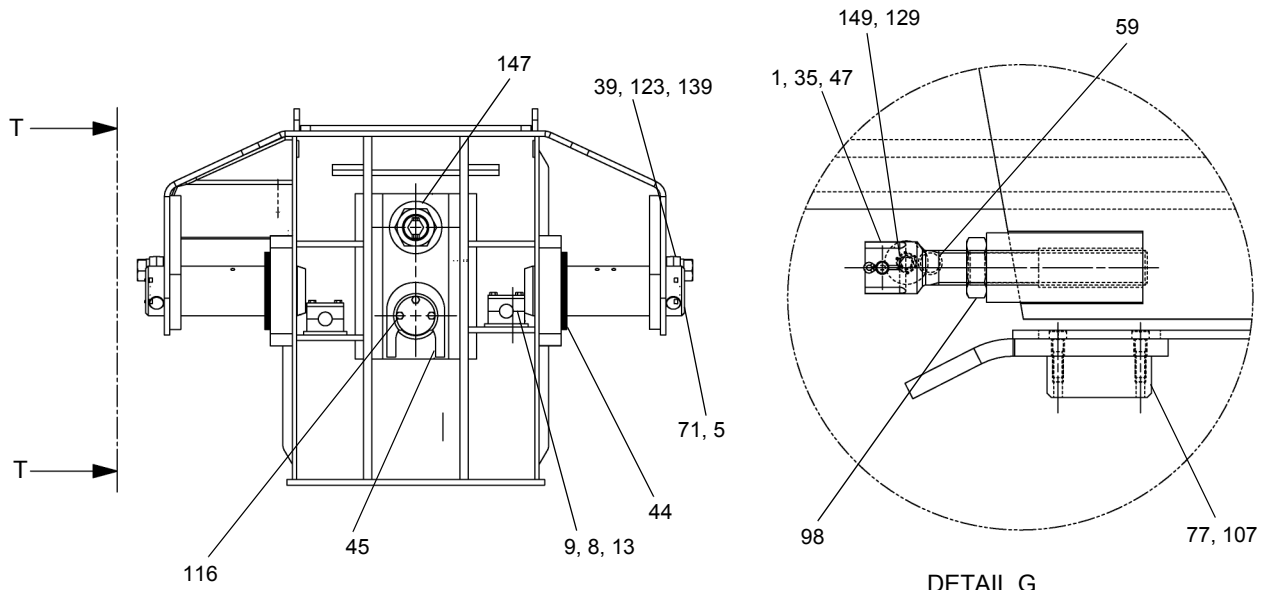
WHEN ORDERING PARTS, SPECIFY MODEL NUMBER, SERIAL NUMBER AND DESCRIPTION OF PARTS REQUIRED



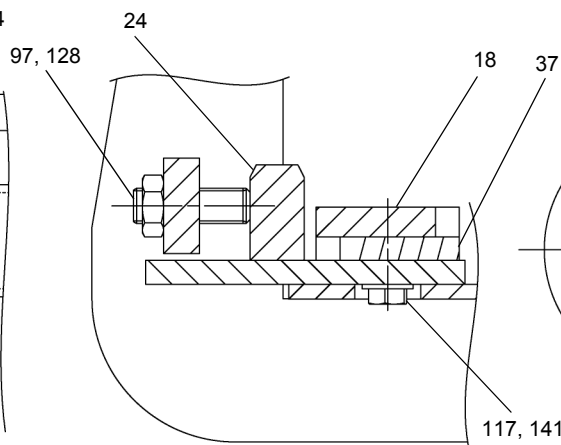
BOOM ASSY 126'

DATE: Revised 12-2014
 MODEL: T780
 PAGE 39.2

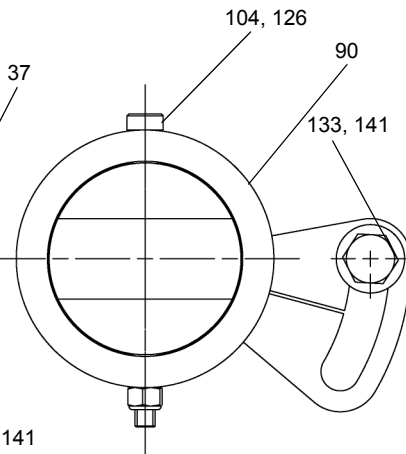
GROUP
39



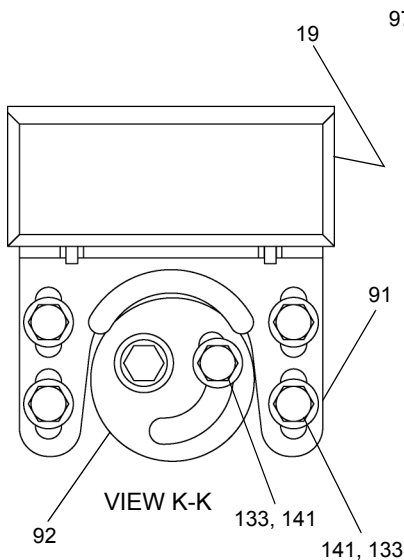
VIEW T-T



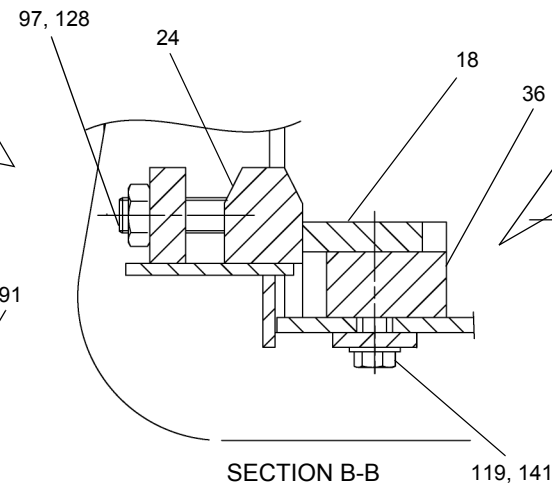
SECTION F-F



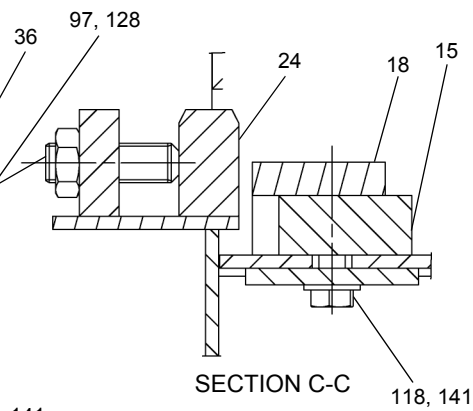
VIEW M-M



VIEW K-K



SECTION B-B



SECTION C-C

SEE PAGES 39.4 & 39.5

WHEN ORDERING PARTS, SPECIFY MODEL NUMBER, SERIAL NUMBER AND DESCRIPTION OF PARTS REQUIRED



BOOM ASSY 126'

DATE: Revised 12-2014
 MODEL: T780
 PAGE 39.3

GROUP
39

SEE PAGES 39.1, 39.2 & 39.3

REF	PART NO.	DESCRIPTION	QTY	REF	PART NO.	DESCRIPTION	QTY
	721A0025 (Rev J)	Boom ASSY 126'					
1	091-703-04	Cotter Pin.....	12	55	721-0026	Chain, BL1066 X 391.25	1
2	12019-366	Adapter, MJIC-12/MORB-12, L.....	2	56	721-0027	Chain, BL844 X 447.00	1
3	1208-86	Shim, Round 4.25X5.50X0.060, ST Z.....	2	57	721-0029	Link, Static, Rod-Plate	1
4	1209-99	Spacer 3.050X4.375X0.030, NYL.....	4	58	721-0030	Link, Adjust 1688.....	1
5	1213-1	Grease FTG, Zerk 0.125NPT STR.....	6	59	721-0031	Pin, Chain Anchor	2
6	1219-40	Elbow, HYD, 90DEG, 0.25.....	2	60	721-0032	Link, Static 1288.....	1
7	1222-348	Rod End 0.50 SH-OD X 3.25.....	1	61	721-0033	Link, Adjust 1288.....	1
8	1240-195	Cover Plate 3.34 X 2.36	2	62	721-0034	Pin, Chain Anchor	2
9	1240-215	Clamp Body, 2 PCS, 1.25DIA.....	2	63	721-0098	Pin, Sheave Pivot	1
10	709-4009	Pin	1	64	721-0099	Pin, Sheave Pivot	1
11	709-4029	Pin	2	65	721-0103	Wear Block 6.00 X 2.00 X 0.75 ...	2
12	709-4255	Rod Eye.....	2	66	721-0104	Rod, Spacer.....	1
13	709-6672	Wear Pad.....	16	67	721-0107	Wear Pad	8
14	709-7225	Pin	1	68	721-0108	Wear Pad	1
15	709-7235	Spacer	2	69	721-0109	Strap, Retainer	1
16	709-7257	Wear Pad.....	6	70	721-0161	Pin, Hoist CYL	1
17	709-7258	Shim	18	71	721-0162	Pin, Boom Pivot.....	2
18	709-7269	Wear Pad.....	6	72	721-0217-1	Wear Pad	1
19	709-7279	Wear Pad.....	6	73	721-0217-2	Wear Pad	1
20*	709-7281	Wear Block.....	2	74	721-0217-3	Wear Pad	3
21	709-7299	Collar, Shaft.....	1	75	721-0218	Bracket, Cable Guide	6
22	709-7527	Spacer	2	76	721-0219	Bracket, Cable Guide	4
23	709-7633	Cover.....	2	77	721-0240	Wear Pad	6
24	709-7767	Wear Bar	6	78	721-0273	Cover, Boom Top.....	1
25	709-7774	Cover.....	4	79	721A0088	Sheave W/ Bushing.....	1
26	711-0238	Grease Tube.....	2	80	721A0090	Sheave W/ Bushing.....	1
27	712-0086	Wear Pad.....	6	81	721A0092	Sheave-Bushing ASSY	1
28	712-0093	Shim	36	82	721A0094	Sheave-Bushing ASSY	1
29	712-0094	Plate	12	83	721A0358	Sheave 3/4"	2
30	712-0211	Shim, Collar, CYL Rod Keeper.....	7	84	721F0002	Boom, Base Section.....	1
31	712-0393	Shim 7.00 X 1.88 X 0.25.....	6	85	721F0003	Boom Second Section.....	1
32	714-0228	Pin	1	86	721F0004	Boom Third Section.....	1
33	714-0245	Pin, Rope Keeper.....	1	87	721F0005	Boom, Tip Section W/ Head.....	1
34	717-0353	Pin, CYL Mount, Eccentric.....	2	88	721F0100	Bracket, Chain Sheave.....	1
35	717-0402	Pin 0.375 X 2.00.....	2	89	721F0224	Collar Locking	1
36	717-0573	Spacer	2	90	721F0225	Collar, Locking.....	1
37	717-0574	Spacer	2	91	721F0295	Bracket, Wear Pad	6
38	717-1255	Bushing, Eccentric.....	1	92	721F0299	Eccentric Weldment	6
39	718-0058	Rod End.....	3	93	729-02578	Pointer.....	1
40	718-0139	Shaft, Head.....	1	94	N04-438C000-25	Nut, HEX 0.4375-14, ST Z GR5...1	
41	718-0196	Collar, Head Shaft	1	95	N04-A00C000-Y8	Nut, HEX 1.00-8, ST YZ GR8.....1	
42	718-0329	Pin 1.00 X 16.15	2	96	N04-A25C000-Y8	Nut, HEX 1.25-7, ST YZ GR8.....1	
43	718-0348	Cover 6.50 X 2.50 X 0.50	2	97	N05-750C000-25	Nut, HEX JAM 0.75-10, ST Z GR5	12
44	718-0576	Shim	20	98	N05-A00C000-25	Nut, HEX JAM 1.00-8, ST Z GR5	3
45	718-0753	Collar Plate, CYL Attach.....	1	99	N05-A25C000-25	Nut, HEX JAM 1.25-7, ST Z GR5	2
46	720-0167	Plate, Pin Keeper.....	2	100	N05-A75C000-2A	Nut, HEX JAM 1.75-5, ST Z GRA.....	2
47	720-0310	Link, Chain BL844	2	101	N05-B25F000-2A	Nut, HEX JAM 2.25-12, ST Z GRA.....	2
48	720-0311	Link, Chain BL1066	1	102	N05-B25F000-Y8	Nut, HEX JAM 2.25-12, ST YZ GR8.....	1
49	720-0327	Shim, Round 3.625 X 7.25 X 0.19.....	1	103	N12-A75C000-Y8	Nut, HEX HVY 1.75-5, ST YZ GR8.....	1
50	720-0381	Chain, BL1288 Thick X 409.50.....	1				
51	720-0382	Chain, BL1688 Thick X 406.00.....	1				
52	721-0019	Rod, Tension.....	1				
53	721-0021	Wear Pad, CYL Cradle	2				
54	721-0023	CYL, HYD, Boom 9.00B X 344.00 ST	1				

WHEN ORDERING PARTS, SPECIFY MODEL NUMBER, SERIAL NUMBER AND DESCRIPTION OF PARTS REQUIRED

 TEREX P/N 12261-690	<h2 style="margin: 0;">BOOM ASSY 126'</h2>	DATE: Revised 12-2014	GROUP <h1 style="margin: 0;">39</h1>
		MODEL: T780	
		PAGE 39.4	

SEE PAGES 39.1, 39.2 & 39.3

<u>REF</u>	<u>PART NO.</u>	<u>DESCRIPTION</u>	<u>QTY</u>	<u>REF</u>	<u>PART NO.</u>	<u>DESCRIPTION</u>	<u>QTY</u>
	721A0025 (Rev J)	<i>Boom ASSY 126' (Contd..)</i>					
104	NYL-312C000-25	Nut, HEX NYL-INS 0.312-18, ST Z G5.....	36	127	S20-375CE00-HP	SCR, SHSS 0.375 X 5.00, STL	2
105	NYL-375C000-25	Nut, HEX NYL-INS 0.375-16, ST Z G5.....	3	128	S32-750CB50-20	SCR, SSS CPT 0.75-10X2.50, ST Z.....	12
106	PHP-178XC75-20	Pin, CTRHAIR 0.178X3.75X1.03, ST Z.....	6	129	SHF-375C500-25	SCR, HHCS FT 0.375-16X0.50, STZ G5.....	4
107	S01-312CA25-25	SCR, HHCS 0.3125-18X1.25, ST Z G5.....	8	130	SHF-375C625-25	SCR, HHCS FT 0.375-16X0.625, STZG5.....	16
108	S01-312CA75-25	SCR, HHCS 0.3125-18X1.75, ST Z G5.....	4	131	SHF-375C750-25	SCR, HHCS FT 0.375-16X0.75, STZ G5.....	41
109	S01-375CA50-25	SCR, HHCS 0.375-16X1.50, ST Z GR5.....	1	132	SHF-375CA00-25	SCR, HHCS FT 0.375-16X1.00, STZ G5.....	4
110	S01-375CA75-25	SCR, HHCS 0.375-16X1.75, ST Z GR5.....	1	133	SHF-500CA00-Y8	SCR, HHCS FT 0.50-13X1.00, STYZ G8.....	34
111	S01-375CB00-25	SCR, HHCS 0.375-16X2.00, ST Z GR5.....	18	134	SHF-500CA25-25	SCR, HHCS FT 0.50-13X1.25, ST Z G5.....	6
112	S01-375CB25-25	SCR, HHCS 0.375-16X2.25, ST Z GR5.....	2	135	SHF-625CA50-Y8	SCR, HHCS FT 0.625-11X1.50, STYZG8.....	6
113*	S01-375CB75-25	SCR, HHCS 0.375-16X2.75, ST Z GR5.....	4	136	SHF-750CA50-Y8	SCR, HHCS FT 0.75-10X1.50, STYZ G8.....	10
114	S01-438CA25-25	SCR, HHCS 0.4375-14X1.25, ST Z G5.....	1	137	SHF-750CB00-Y8	SCR, HHCS FT 0.75-10X2.00, STYZ G8.....	2
115	S01-438CA25-Y8	SCR, HHCS 0.4375-14X1.25, ST YZ G8.....	1	138	W07-375X000-20	WSH, LCK, MED SPLT 0.375, ST Z.....	26
116	S01-438CA50-25	SCR, HHCS 0.4375-14X1.50, ST Z G5.....	3	139	W07-A25X000-20	WSH, LCK, MED SPLT 1.25, ST Z..	3
117	S01-500CA50-25	SCR, HHCS 0.50-13X1.50, ST Z GR5.....	6	140	WAH-43NX000-Y2	WSH, FL HRD A-NRW 0.4375, ST YZ.....	2
118	S01-500CB25-25	SCR, HHCS 0.50-13X2.25, ST Z GR5.....	6	141	WAH-50NX000-Y2	WSH, FL HRD A-NRW 0.50, ST YZ.....	59
119	S01-500CB50-25	SCR, HHCS 0.50-13X2.50, ST Z GR5.....	6	142	WAH-62NX000-Y2	WSH, FL HRD A-NRW 0.625, ST YZ.....	8
120	S01-500CC00-Y8	SCR, HHCS 0.50-13X3.00, ST YZ GR8.....	1	143	WAH-A0NX000-Y2	WSH, FL HRD A-NRW 1.00, ST YZ.....	2
121	S01-625CD50-25	SCR, HHCS 0.625-11X4.50, ST Z GR5.....	4	144	WAH-A2NX000-Y2	WSH, FL HRD A-NRW 1.25, ST YZ.....	2
122	S01-750CD50-Y8	SCR, HHCS 0.75-10X4.50, ST YZ GR8.....	4	145	WAJ-750X000-Y2	WSH, FL HRD A-REG 0.75, ST YZ.....	18
123	S01-A25CC00-Y8	SCR, HHCS 1.25-7X3.00, ST YZ GR8.....	3	146	WAR-A75X000-22	WSH, FL TYP A-REG 1.75, ST Z.....	2
124	S14-312CA50-H2	SCR, SHCS 0.3125-18X1.50, ST Z.....	32	147	WAR-B25X000-22	WSH, FL TYP A-REG 2.25, ST Z.....	2
125	S16-500CA00-20	SCR, FSHCS 0.50-13X1.00, ST Z.....	8	148	WAW-37WX000-20	WSH, FL TYP A-WID 0.375, ST Z.....	28
126	S20-375CD00-HP	SCR, SHSS 0.375 X 4.00, STL.....	2	149	WBW-37WXA25-20	WSH, FL TYP B-WID 0.375, ST Z.....	22
				150	WMF-80MX000-20	WSH, Flat M8 DIN125, ST Z.....	64

* ITEMS 20 & 113 ARE NOT SHOWN IN ILLUSTRATION

WHEN ORDERING PARTS, SPECIFY MODEL NUMBER, SERIAL NUMBER AND DESCRIPTION OF PARTS REQUIRED

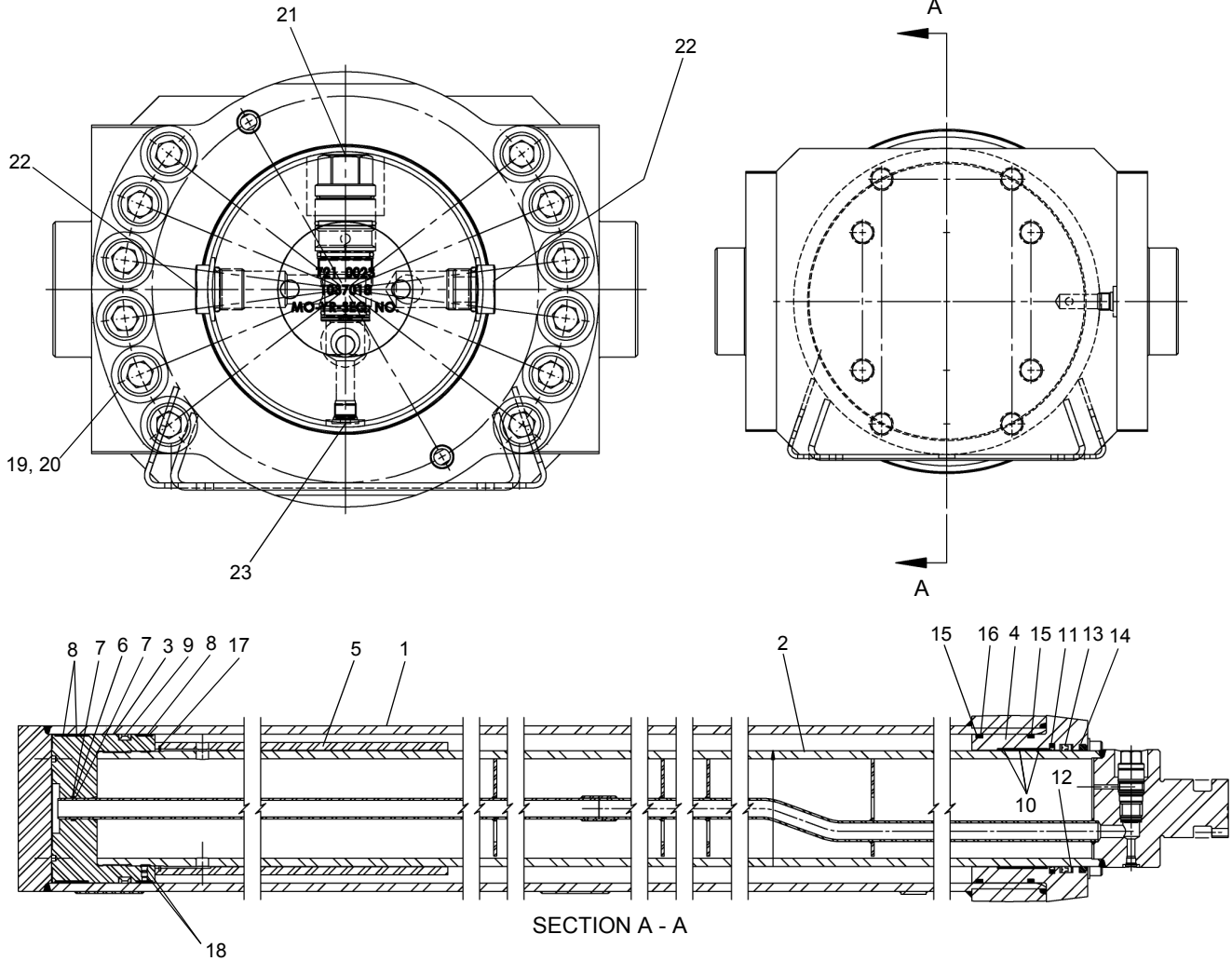


BOOM ASSY 126'

DATE: Revised 12-2014
MODEL: T780
PAGE 39.5

**GROUP
39**

721 0023



REF	PART NO.	DESCRIPTION	QTY
	721 0023 (Rev B)	Cylinder, Boom Extend	
	222016	Seal Kit 9.000 7.000.....	1
1	222012	Case Weld S 9.000 384.500	1
2	222013	Rod Weld Tube S 7.000 390.750	1
3	221767	Piston S 9.000 7.000 6.250 STL	1
4	216247	Head S 9.000 7.000 7.000 Cast.....	1
5	221771	Spacer S 7.040 7.750 27.750	1
6	216738	Oring 218 1.500OD 70N .125CS	1
7	216737	Backup 218 1.500OD .125CS 1758.....	2
8	222014	Wring 9.000 8.750 1.000 BC (OD Spiral Groove)....	3
9	221768	Seal Piston 9.000 Cap GT	1
10	222015	Wring 7.250 7.000 1.000 BC (ID Spiral Groove)....	3
11	221777	Seal Rod 7.000R DP R407000	1
12	221779	UCup Backup	1
13	221778	UCup 7.000R .375CS .625 Z Seal	1
14	221781	Wiper 7.000 .375 .375D	1
15	221774	Oring 446 9.000OD 70N .250CS	2
16	221775	Backup 446 9.000 1758	1
17	221770	Snap ring INT 7.375 .086T.....	1
18	221769	SHSS .375-16 .375LW/Nylok	4
19	221783	Washer Hardened Steel .750	12
20	221782	SHCS .750-10 4.500L.....	12
21	218866	Valve CBALA406-11C-A07.....	1
22	216233	Plug SAE 12 1.063-12HH STL.....	2
23	216550	Plug SAE 6.563-18 SH STL.....	2

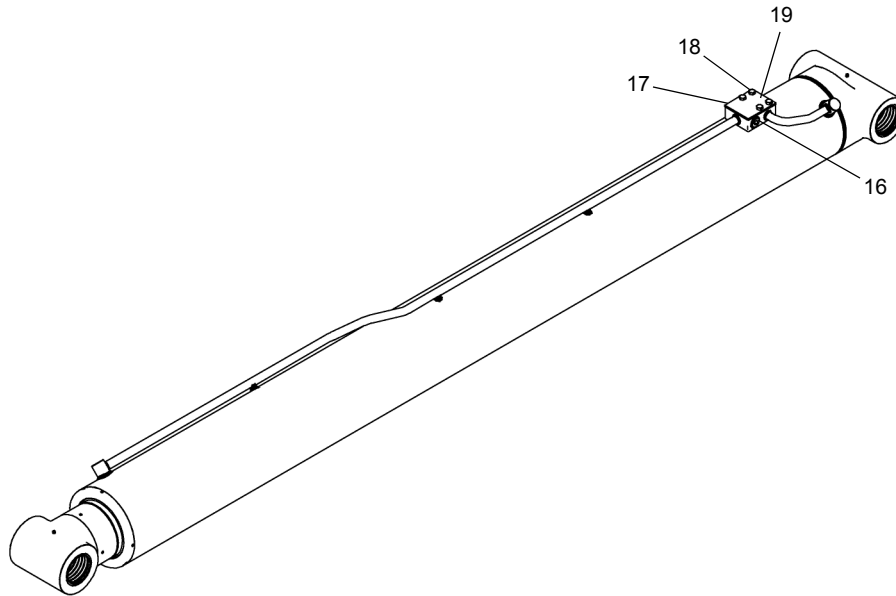
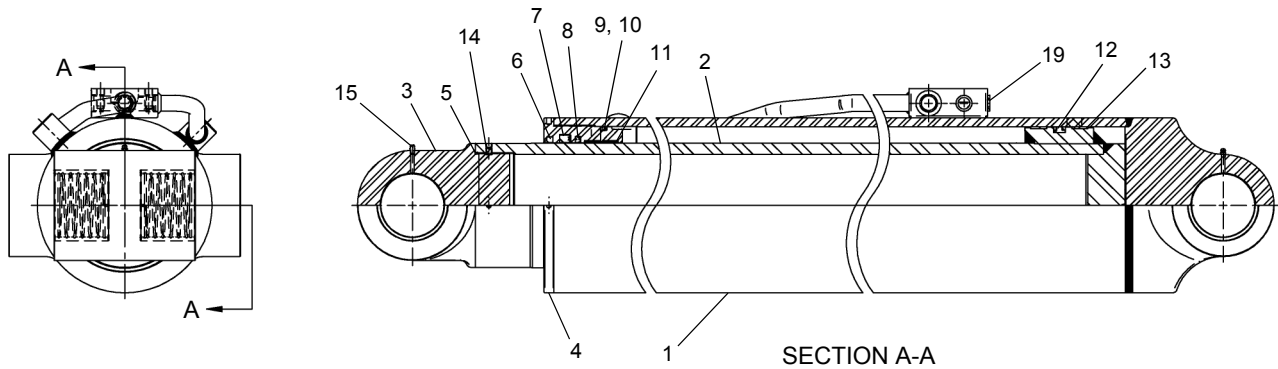
WHEN ORDERING PARTS, SPECIFY MODEL NUMBER, SERIAL NUMBER AND DESCRIPTION OF PARTS REQUIRED



126' BOOM EXTEND CYLINDER

DATE: Revised 05-2013
 MODEL: T780
 PAGE 39.6

GROUP
39



REF	PART NO.	DESCRIPTION	QTY
		T131693 (Rev B) <i>Cylinder, Hoist</i>	
	226761	Seal-Kit (Items 5 thru 13)	1
1	226762	Tube ASS'Y	1
2	226763	Rod ASS'Y	1
3	226764	Clevis ASS'Y	1
4	226765	Head	1
5	226766	O-Ring	1
6	226767	Rod Wiper	1
7	226768	Rod Seal.....	1
8	226769	Buffer Seal.....	1
9	226770	Back-Up.....	1
10	226771	O-Ring	1
11	226772	Wear Ring	2
12	226773	Central Seal.....	1
13	226774	Wear Ring 10" X 1"	2
14	226775	Set Screw	4
15	226194	Grease Fitting 1/4-28 STR.	2
16	221651	SAE-12 Plug.....	2
17	226205	Protection Plate.....	1
18	226204	Bolt 1/2"-20 UNF X 1" LG.....	4
19	226776	SAE-10 Plug.....	1

WHEN ORDERING PARTS, SPECIFY MODEL NUMBER, SERIAL NUMBER AND DESCRIPTION OF PARTS REQUIRED




HOIST CYLINDER

DATE: Revised 12-2014
 MODEL: T780
 PAGE 39.7

GROUP
39

718 0584



REF	PART NO.	DESCRIPTION	QTY
<i>Hold Valve Service Kit</i>			
1	T134118	Hold Valve Service Kit.....	1
2	12019-548	Elbow, 90, MJIC-4/MORB-4.....	1
3	12019-609	Tee, MJIC-6/FJIC-6SW/MJIC-6 ...	1
4	12019-704	Adapter, MJIC-6/MORB-12.....	1
5*	718-0584	Hold Valve.....	1
6	T133262	Hose, -4, 5800, FJIC-6SW/ FJIC-6SW, 400.....	1
7	S01-500FC00-Y8	SCR, HHCS 0.50-20X3.00, ST YZ GR8	4
8	WAH-50NX000-Y2	WSH, FL HRD A-NRW 0.50, ST YZ.....	4

* INTERNAL PARTS OF 718-0584 ARE NOT SERVICEABLE

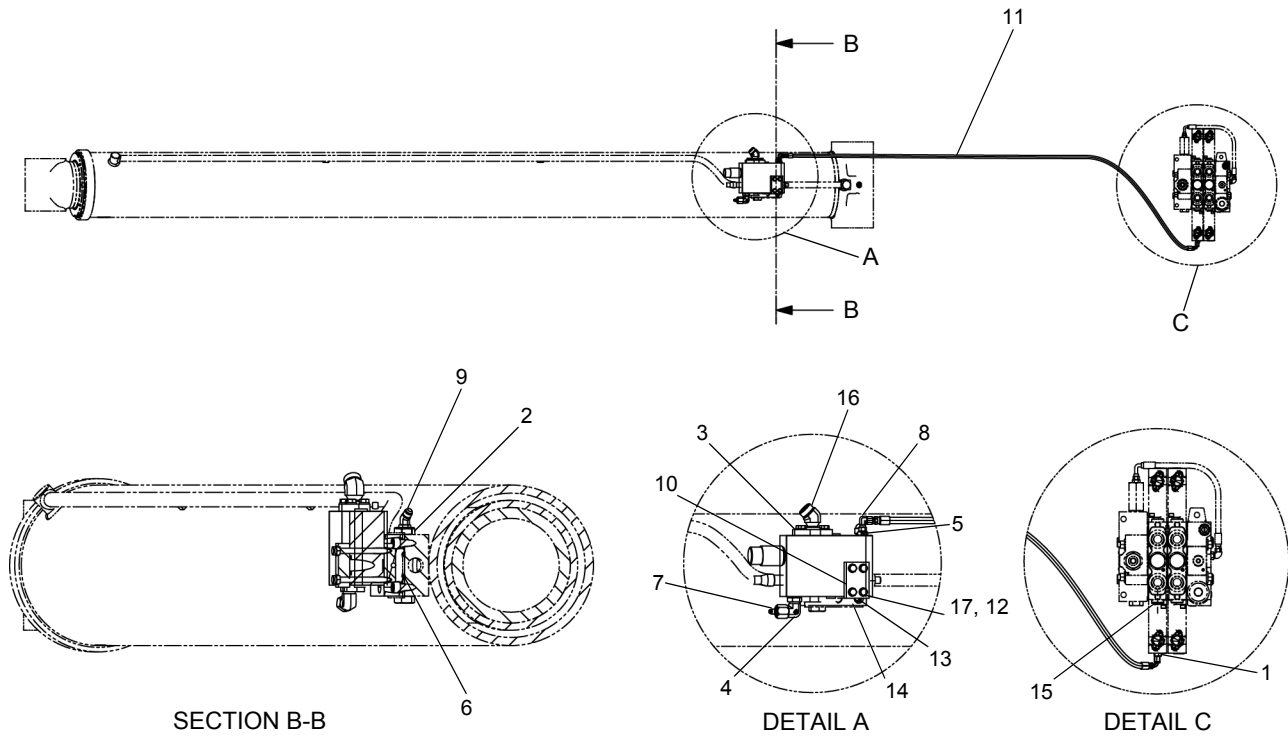
WHEN ORDERING PARTS, SPECIFY MODEL NUMBER, SERIAL NUMBER AND DESCRIPTION OF PARTS REQUIRED



126' BOOM HOLD VALVE

DATE: Released 12-2014
MODEL: T780
PAGE 39.8

GROUP
39



REF	PART NO.	DESCRIPTION	QTY
	T134118 (Rev B)	Hold Valve Service Kit (Option)	
1	12019-205	Adapter, MJIC-4/MORB-6.....	1
2	12019-814	Adapter, MORB-12/FORB-6.....	1
3	12019-842	Flange, -12, Code 62.....	1
4	12019-881	Elbow, 90, MJIC-10/MBSPP-8.....	1
5	12019-909	Adapter, MJIC-4/MBSPP-4.....	1
6	1218-126	O-Ring, C61/62-32.....	1
7	1219-840	Adapter, MJIC-4/FJIC-10SW.....	1
8	1219-887	Elbow, 90, MJIC-4/FJIC-4SW.....	1
9	1219-982	Elbow, 45, MJIC-6/MORB-6.....	1
10*	724-0020	Hold Valve.....	1
11	MK212378-91	Hose, -4, 3000, FJIC-4SW/FJIC-4SW90.....	1
12	S01-375CD00-25	SCR, HHCS 0.375-16X4.00, ST Z GR5.....	4
13	S14-500FA50-H2	SCR, SHCS 0.50-20 X 1.50, ST Z.....	4
14	T133891	Hold Valve Adapter Plate.....	1
15	T133988	Short RV Plug.....	1
16	T134046	Elbow, 45, MOFS-12/C62-12.....	1
17	W07-375X000-20	WSH, LCK, MED SPLT 0.375, ST Z.....	4

* INTERNAL PARTS OF 724-0020 ARE NOT SERVICEABLE

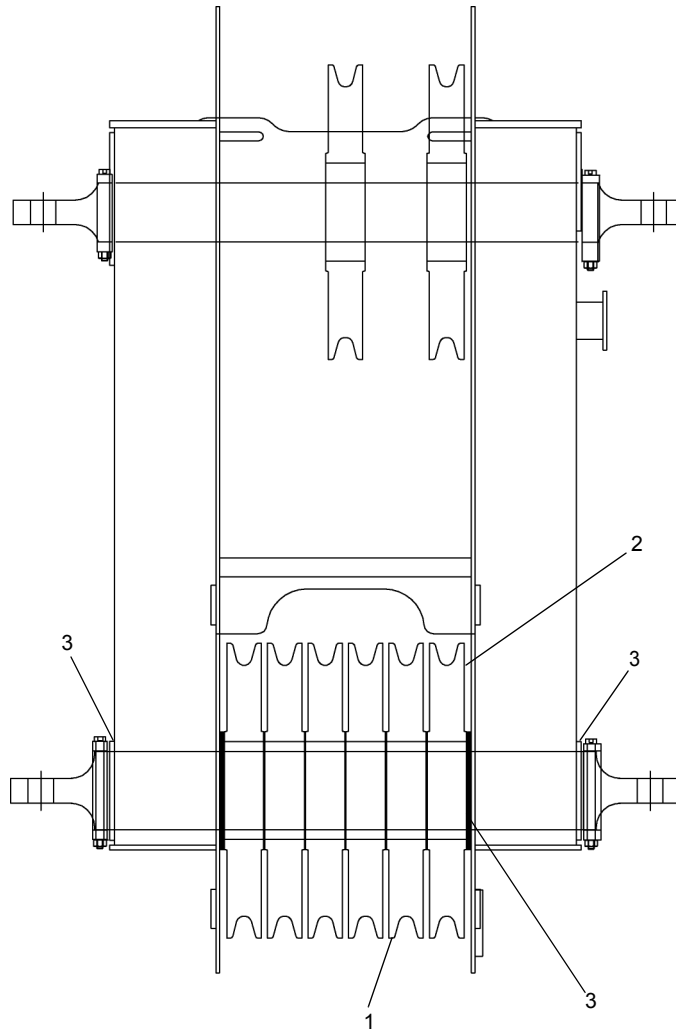
WHEN ORDERING PARTS, SPECIFY MODEL NUMBER, SERIAL NUMBER AND DESCRIPTION OF PARTS REQUIRED



HOLD VALVE SERVICE KIT (OPTION)

DATE: Released 12-2014
 MODEL: T780
 PAGE 39.9

GROUP
39



REF	PART NO.	DESCRIPTION	QTY
	721A0242-2 (Rev 00)	6 Sheave ASSY, Nylon	
1	718A1013	Sheave ASSY, 3/4 Wire Rope	6
2	1213-6	Zerk, 90°	6
3	718 0197	Spacer, Rope Sheave	20

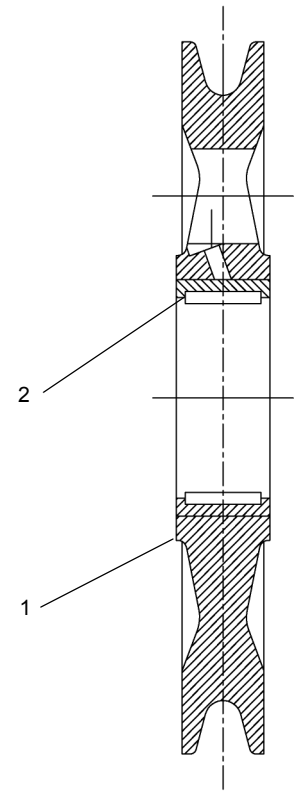
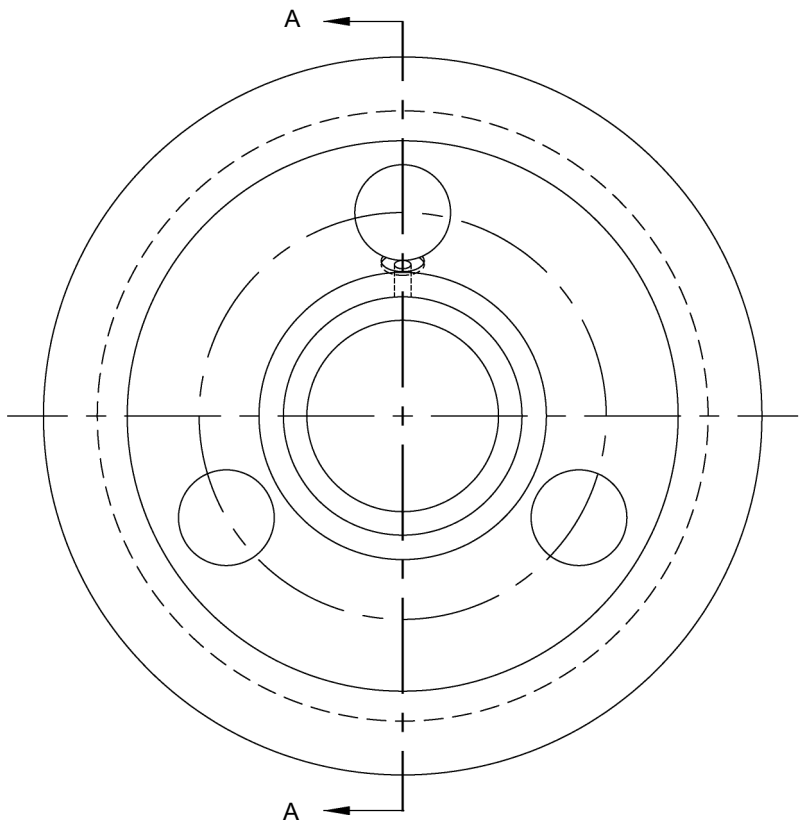
WHEN ORDERING PARTS, SPECIFY MODEL NUMBER, SERIAL NUMBER AND DESCRIPTION OF PARTS REQUIRED



6 SHEAVE ASSEMBLY BOOM HEAD (NYLON)

DATE: Revised 02-2011
 MODEL: T780
 PAGE 39.10

GROUP
39



SECTION A - A

REF	PART NO.	DESCRIPTION	QTY
	718A1013 (Rev A)	Sheave ASSY, 3/4 Wire Rope	
1	718 0225	Nylon Sheave ASSY	1
2	1217-360	Bearing.....	1

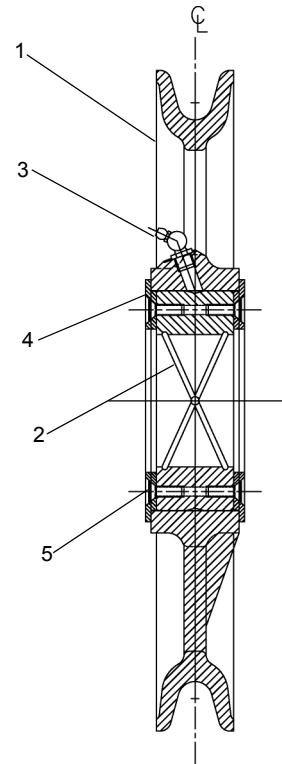
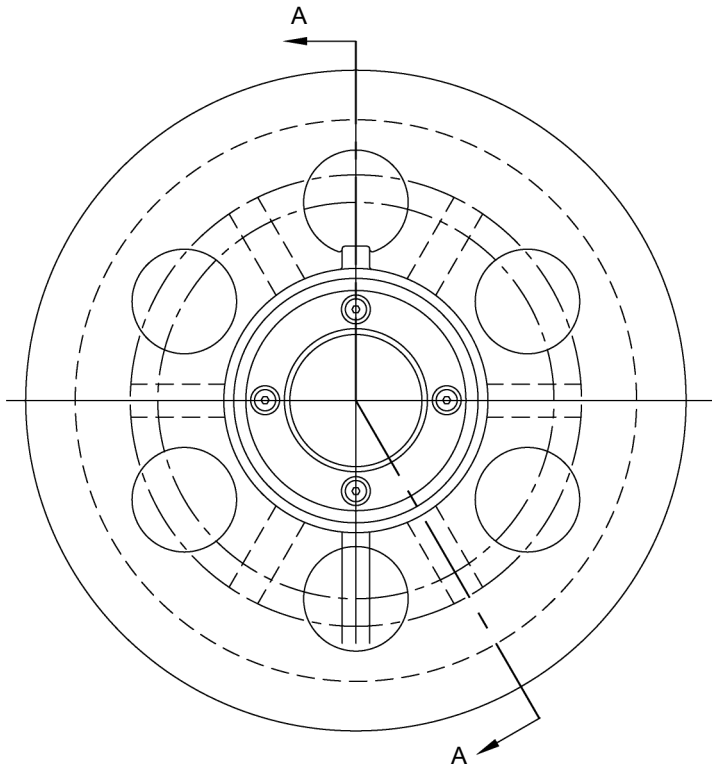
WHEN ORDERING PARTS, SPECIFY MODEL NUMBER, SERIAL NUMBER AND DESCRIPTION OF PARTS REQUIRED



126' BOOM SHEAVE

DATE: Released 05-2013
MODEL: T780
PAGE 39.11

GROUP 39



SECTION A - A

REF	PART NO.	DESCRIPTION	QTY
	721A0358 (Rev A)	Sheave 3/4"	
1	718 0940	Sheave, Cast Iron.....	1
2	721 0282	Bushing, Sheave	1
3	1213-3	45°, Alemite # 1688B.....	1
4	721 0283	Washer, Bushing Flange	2
5	1203-228	Capscrew, Flat SH .25UNCX.75 ...	8

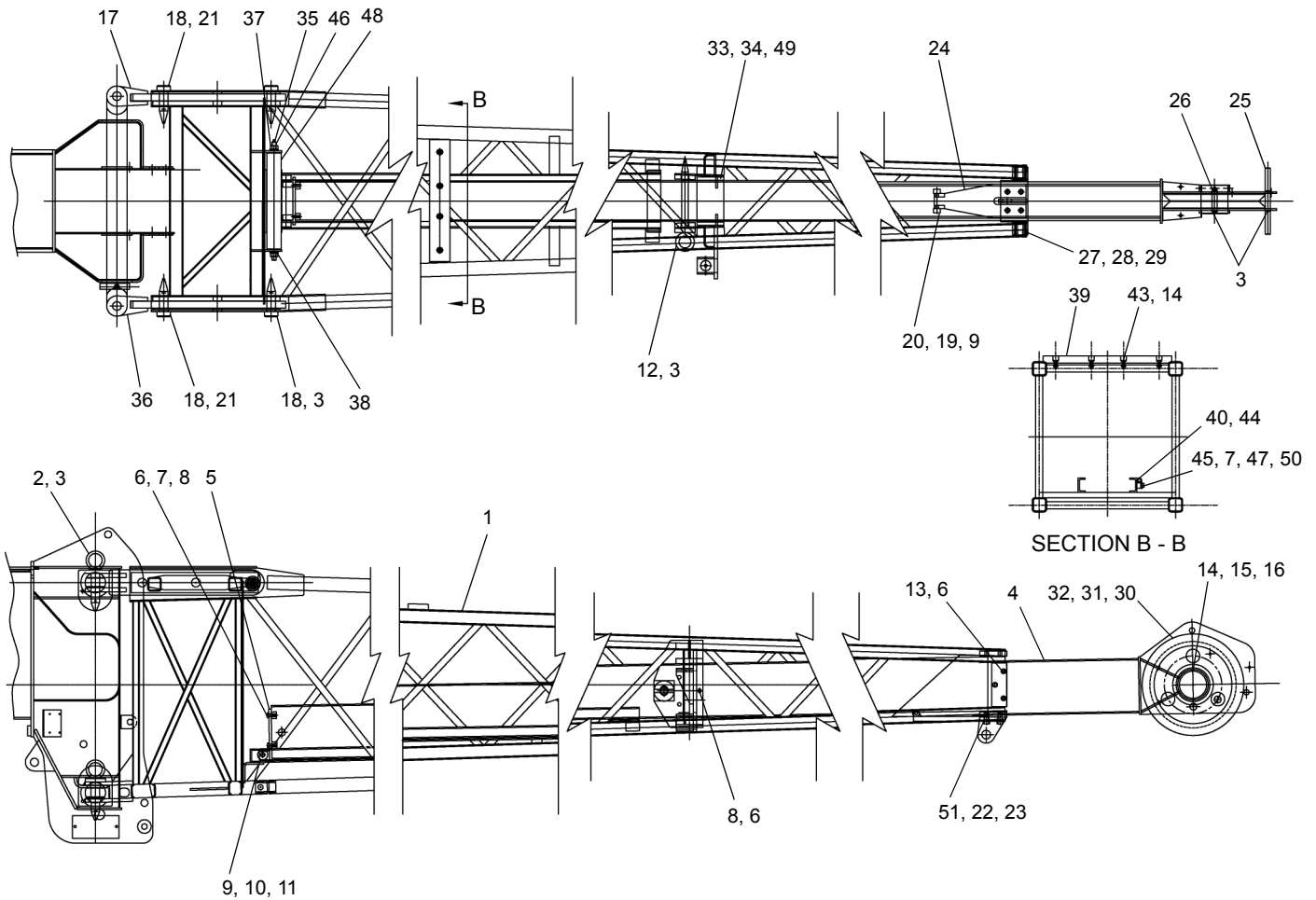
WHEN ORDERING PARTS, SPECIFY MODEL NUMBER, SERIAL NUMBER AND DESCRIPTION OF PARTS REQUIRED



**126' BOOM
SHEAVE**

DATE: Revised 04-2006
 MODEL: T780
 PAGE 39.12

**GROUP
39**



REF	PART NO.	DESCRIPTION	QTY	REF	PART NO.	DESCRIPTION	QTY
720A0342 (Rev G) <i>Offsettable Jib Assembly, 33'-57'</i>							
1	T123609	Jib.....	1	27	709 7296	Plate.....	2
2	707F8530	Pin.....	4	28	709 7298	Shim.....	6
3	1222-239	Pin, Cotter Hair.....	11	29	709 7297	Shim.....	2
4	T118522	Stinger.....	1	30	718 0197	Spacer.....	2
5	709F6690	Bracket.....	1	31	718A0226	Sheave (Ref Page 40.8).....	1
6	1210-20	Washer, Lock 0.38.....	16	32	1213-3	Zerk, Grease.....	1
7	1209-4	Washer, Plain 0.38.....	9	33	710 0052	Shim.....	2
8	1200-61	Capscrew, 0.38UNC X 1.25.....	10	34	707 8525	Plate.....	2
9	1213-11	Fitting, Grease.....	4	35	1213-10	Zerk.....	1
10	1217-349	Roller, Cam Ø1.50 X 0.88THK.....	2	36	714F0335	Link.....	1
11	1205-91	Locknut, 0.62-18 ESNA.....	2	37	1205-91	5/8 Lock Nut.....	2
12	707F8527	Pin.....	1	38	1208-3	Bushing.....	6
13	1200-67	Capscrew, 0.38 X 2.00.....	6	39	709 7304	Wear Bar.....	1
14	1205-45	Locknut, 0.38-16 ESNA.....	5	40	720 0541	Tube, 197".....	1
15	718 0239	Shaft.....	1	41*	717A0691	Jib Stowage Assembly.....	1
16	1200-87	Capscrew, 0.38 X 5.00.....	1	42*	708A0282	Anti-Two Block Assembly.....	1
17	714F0336	Link.....	1	43	1203-165	Flat SOC 0.38 X 1.25.....	4
18	709 7290	Pin.....	4	44	720 0542	Tube, 68".....	1
19	1205-55	Locknut, 0.44-20 ESNA.....	2	45	1200-57	Capscrew.....	12
20	1217-49	Roller, Cam Ø1.00 X 0.62 THK.....	2	46	38404	Shaft.....	1
21	P22-188XB50-G2	Pin Spring 0.1875X2.50.....	2	47	1210-23	Washer, Lock 0.38.....	5
22	1210-32	Washer, Lock 0.62.....	4	48	A35401-2	Roller.....	5
23	708 0260	Shim.....	6	49	707 8788	Shim 16 GA.....	2
24	709F7154	Bracket.....	1	50	1240-68	Clamp.....	7
25	718 0242	Pin.....	1	51	1203-279	Capscrew 0.62X1.00.....	4
26	718 0243	Pin.....	1				

* ITEMS 41 & 42 ARE NOT SHOWN IN THE ILLUSTRATION

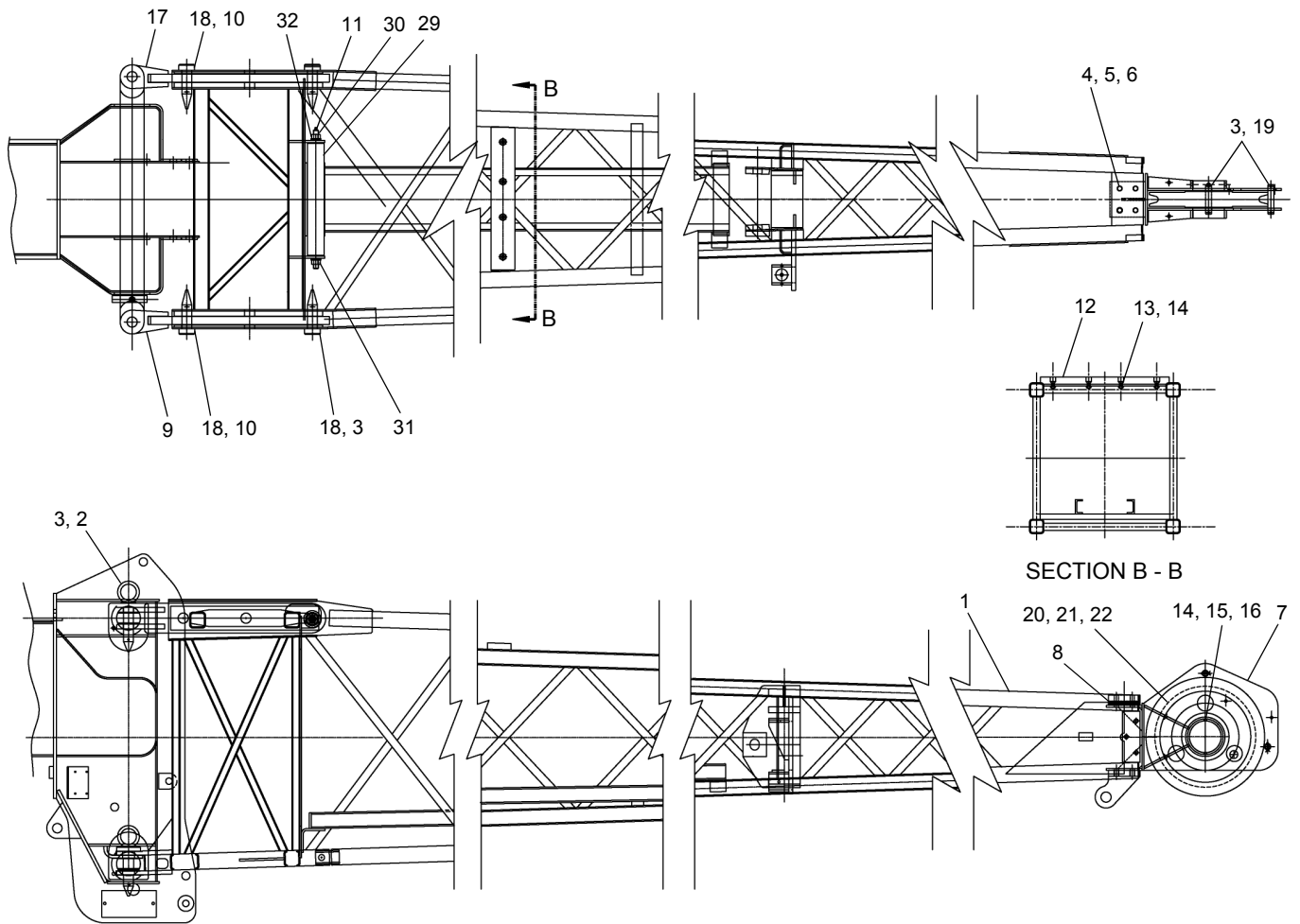
WHEN ORDERING PARTS, SPECIFY MODEL NUMBER, SERIAL NUMBER AND DESCRIPTION OF PARTS REQUIRED



OFFSETTABLE JIB ASSEMBLY 33' - 57'

DATE: Revised 05-2013
MODEL: T780
PAGE 39A.1

GROUP
39A



REF	PART NO.	DESCRIPTION	QTY	REF	PART NO.	DESCRIPTION	QTY
720A0343 (Rev C) <i>Offsettable Jib Assembly - 32'</i>							
1	T123609	Jib	1	17	714F0336	Link	1
2	707F8530	Pin	4	18	709 7290	Pin	4
3	1222-239	Pin, Cotter Hair	8	19	718 0243	Pin	2
4	1205-58	Nut, .50UNC	8	20	718 0197	Spacer	4
5	1210-26	Lockwasher, .50	8	21	718A0226	Sheave (Ref Page 40.8)	1
6	1242-133	Capscrew, .50UNC X 2.00	8	22	1213-3	Zerk, Grease	1
7	718F0466	Stubhead	1	23*	717A0691	Jib Stowage ASS'Y	1
8	707 4058	Shim	8	24*	708A0282	Anti-Two Block ASSY	1
9	714F0335	Link	1	25*	1209-4	Washer, Plain, 0.38	5
10	P22-188XB50-G2	Pin Spring 0.1875X2.50	2	26*	1210-20	Lockwasher, 0.38	5
11	1213-10	Zerk	1	27*	1200-57	Capscrew, 0.38X0.75	5
12	709 7304	Wear Bar	1	28*	1240-68	Clamp, 0.50	5
13	1203-144	Flat SOC. HD, .38X.75	4	29	A35401-2	Roller	5
14	1205-45	Locknut, 0.38-16 ESNA	5	30	38404	Shaft	1
15	718 0239	Shaft	1	31	1208-3	Bushing	6
16	1200-87	Capscrew, 0.38UNC X 5.00	1	32	1205-91	5/8 Lock Nut	2

* ITEMS 23 TO 28 ARE NOT SHOWN IN THE ILLUSTRATION

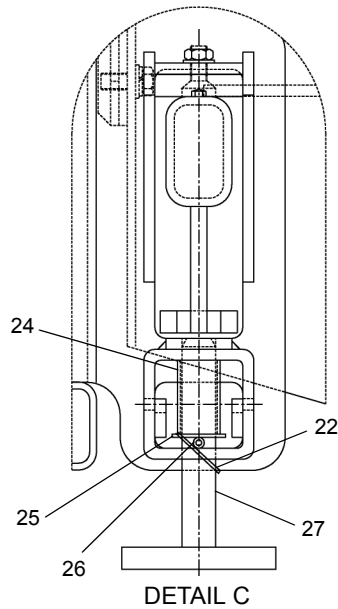
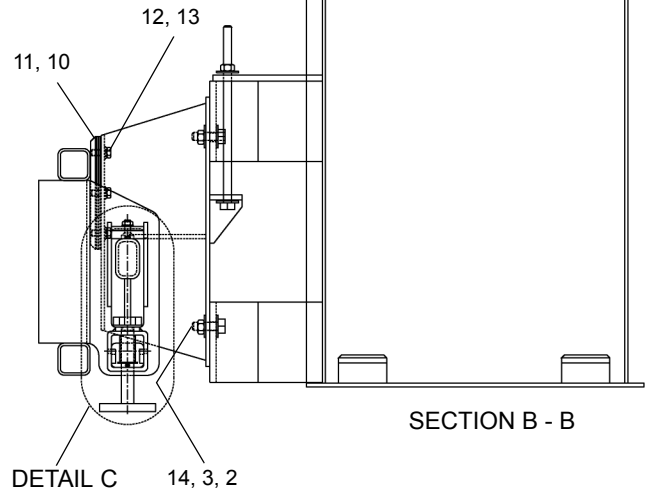
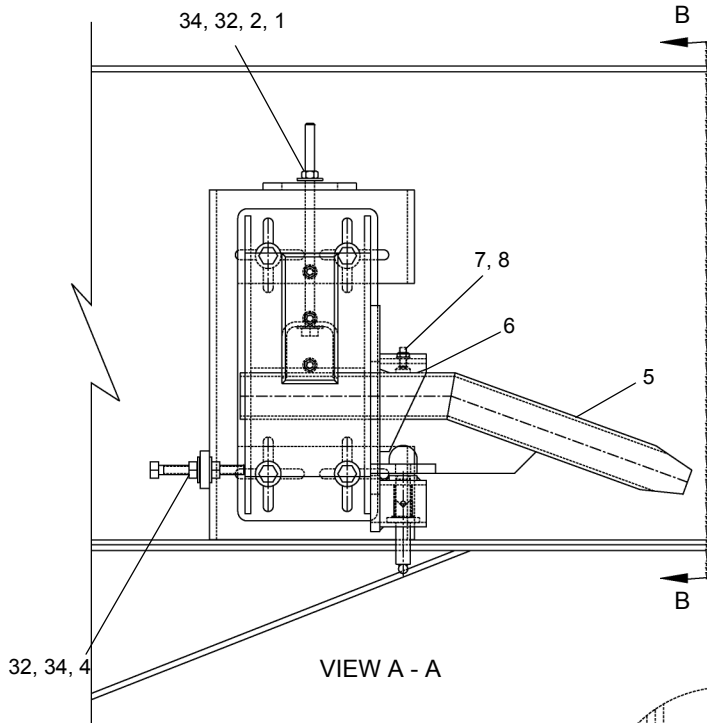
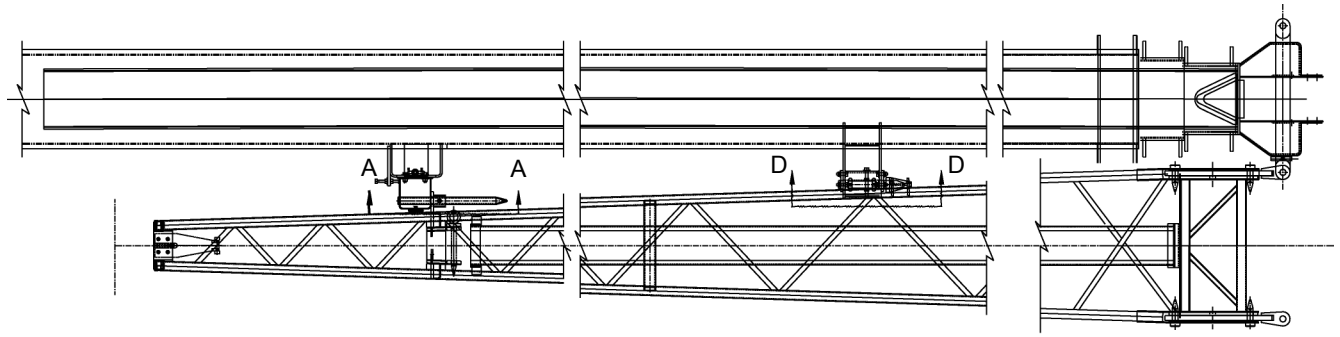
WHEN ORDERING PARTS, SPECIFY MODEL NUMBER, SERIAL NUMBER AND DESCRIPTION OF PARTS REQUIRED



OFFSETTABLE JIB ASSEMBLY
32'

DATE: Revised 05-2013
MODEL: T780
PAGE 39A.2

GROUP
39A



SEE PAGE 39A.4

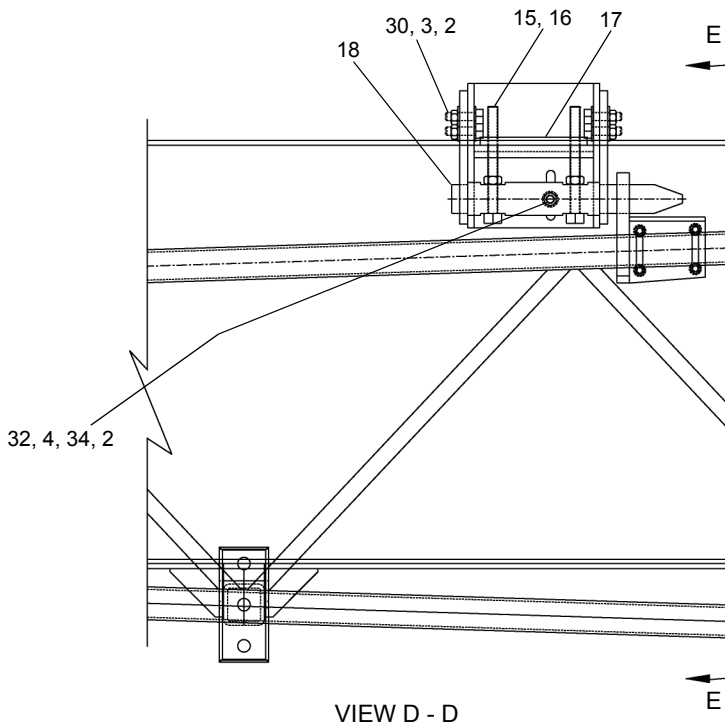
WHEN ORDERING PARTS, SPECIFY MODEL NUMBER, SERIAL NUMBER AND DESCRIPTION OF PARTS REQUIRED



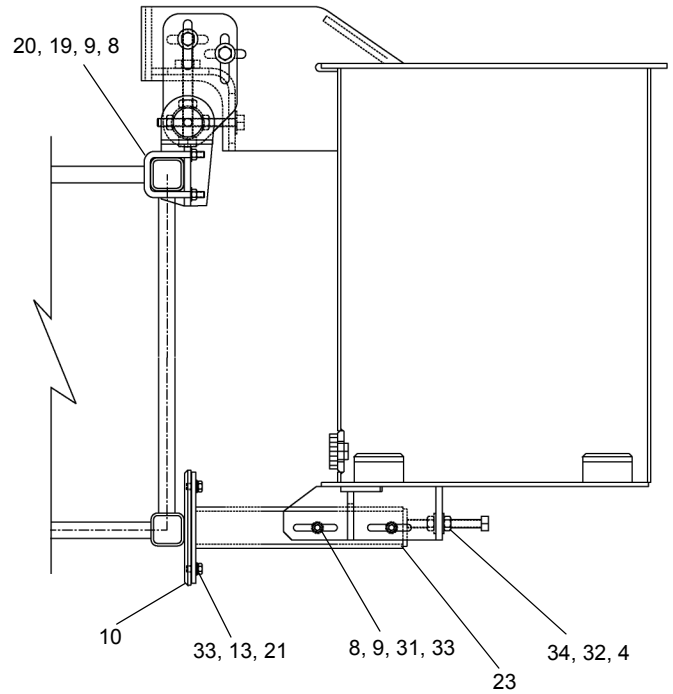
JIB STOWAGE ASSEMBLY

DATE: Revised 01-2011
 MODEL: T780
 PAGE 39A.3

GROUP
39A



VIEW D - D



SECTION E - E

SEE PAGE 39A.3

REF	PART NO.	DESCRIPTION	QTY	REF	PART NO.	DESCRIPTION	QTY
717A0691 (Rev D) <i>Jib Stowage Assembly</i>							
1	709 7360	Capscrew, 0.50UNCX12.50.....	1	18	709F7377	Bracket	1
2	334 2205	Washer 0.50 Hardened.....	19	19	709F7327	Bracket	1
3	1205-67	Locknut, 0.50UNC	8	20	708 2742	Rod, U-Bolt.....	2
4	709 7359	Capscrew, 0.50UNCX5.50.....	3	21	071 410 16	Capscrew, M10X20	2
5	709F7316	Bracket, Jib	1	22	1222-202	Tie, Plastic.....	2
6	709 7384	Wear Pad.....	1	23	717F0688	Bracket	1
7	1203-165	Capscrew, Flat HX SOC HD	1	24	371 0101	Compression Spring.....	1
8	1205-45	Locknut, 0.38UNC	7	25	1208-7	Machinery Bushing.....	2
9	1209-63	Washer, 0.38 Hardened	8	26	1227-258	Roll Pin 0.25X1.75	1
10	709 1564	Wear Pad.....	2	27	712F0215	Handle.....	1
11	709 7386	Spacer.....	4	28*	1222-364	Snap.....	1
12	071 410 24	Capscrew, M10X25.....	3	29*	12178-1	Rope.....	216
13	1210-23	Lockwasher, 0.44.....	5	30	1200-104	Capscrew .50UNC X 2.00	4
14	1200-102	Capscrew, 0.50UNCX1.75.....	4	31	1200-83	Capscrew 0.38 X 4.00.....	2
15	709 7358	Capscrew, 0.62UNCX6.50.....	2	32	1205-58	Nut, HEX	9
16	1205-80	Nut, 0.62UNC	2	33	1209-4	Washer, Flat	6
17	709 7342	Bar	1	34	1210-26	Washer, Lock.....	5

* ITEMS 28 & 29 ARE NOT SHOWN IN THE ILLUSTRATION

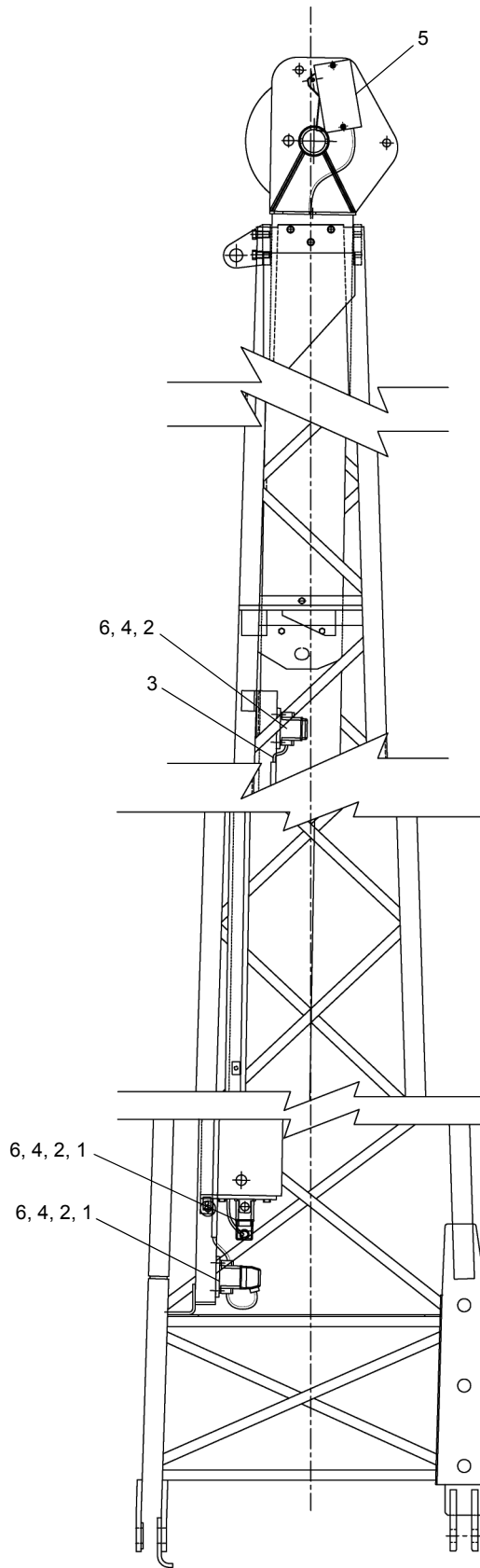
WHEN ORDERING PARTS, SPECIFY MODEL NUMBER, SERIAL NUMBER AND DESCRIPTION OF PARTS REQUIRED



JIB STOWAGE ASSEMBLY

DATE: Revised 01-2011
 MODEL: T780
 PAGE 39A.4

GROUP
39A



SEE PAGE 39A.6

WHEN ORDERING PARTS, SPECIFY MODEL NUMBER, SERIAL NUMBER AND DESCRIPTION OF PARTS REQUIRED

 **TEREX**[®]
P/N 12261-690

**ANTI-TWO BLOCK
JIB**

DATE: Revised 05-2013
MODEL: T780
PAGE 39A.5

GROUP
39A

SEE PAGE 39A.5

<u>REF</u>	<u>PART NO.</u>	<u>DESCRIPTION</u>	<u>QTY</u>
	708A0282 (Rev N)	<i>Anti-Two Block Assembly, 33'-57' Jib</i>	
1	T127379	Hood, Weidmuller	2
2	T127374	Base, Weidmuller	3
3	T116674	Two Conductor Cable	624
4	1210-7	Washer, Lock #10	12
5	709 7821	Switch	1
6	311 1637	Capscrew 10-32 X 0.50	12
	708A0282-3 (Rev N)	<i>Anti-Two Block Assembly, 32', 36', 49' Jib (Special Sales Not Shown)</i>	
1	T127379	Hood, Weidmuller	2
2	T127374	Base, Weidmuller	5
3	T116674	Two Conductor Cable	672
4	1210-7	Washer, Lock #10	20
5	709 7821	Switch	1
6	311 1637	Capscrew 10-32 X 0.50	20

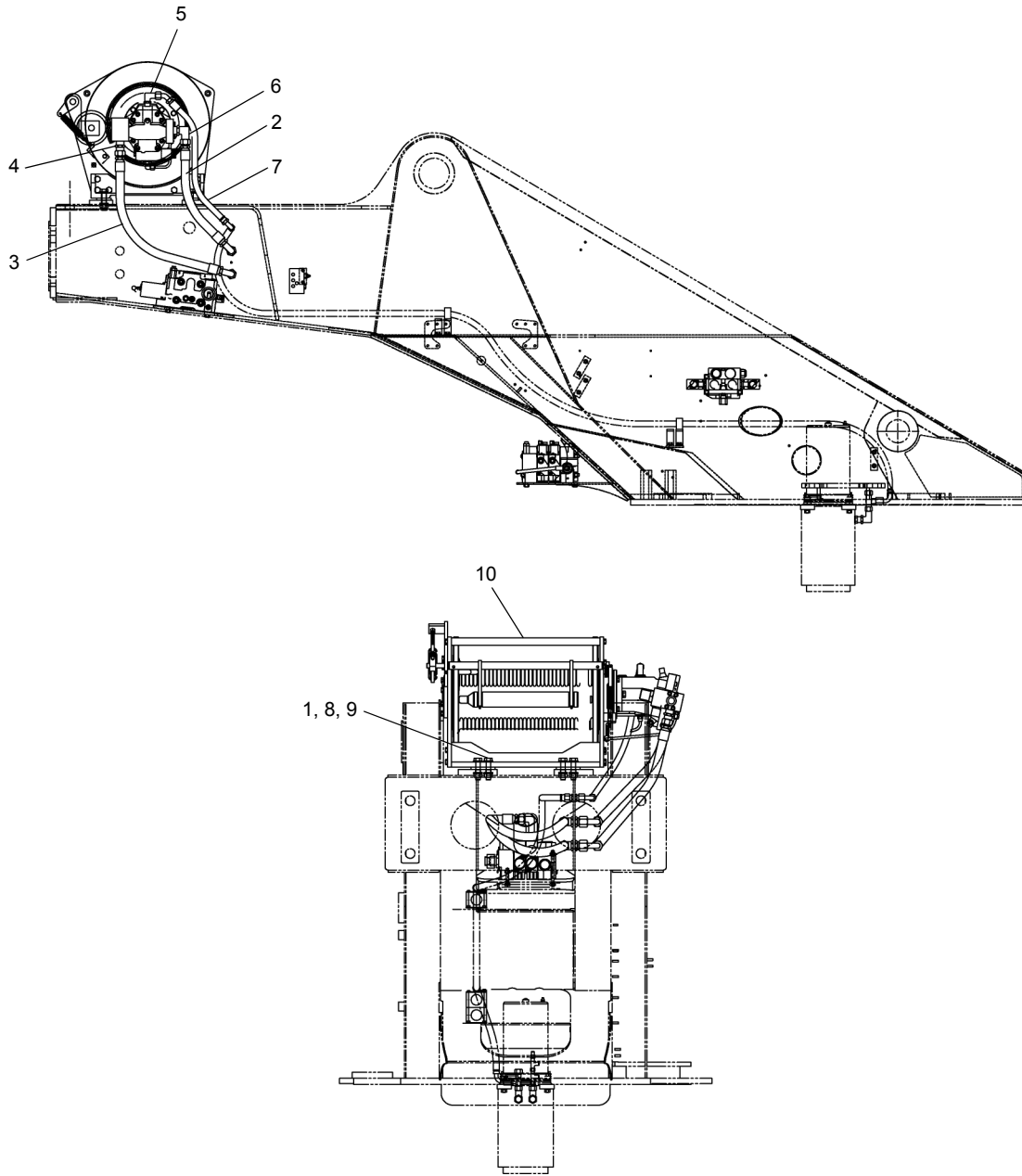
WHEN ORDERING PARTS, SPECIFY MODEL NUMBER, SERIAL NUMBER AND DESCRIPTION OF PARTS REQUIRED



**ANTI-TWO BLOCK
JIB**

DATE: Revised 05-2013
MODEL: T780
PAGE 39A.6

**GROUP
39A**



REF	PART NO.	DESCRIPTION	QTY
	722A0006 (Rev B)	Main Winch ASSY	
1	1205-102	Nut, Lock, .75C.....	8
2	720 0303-225	Hose, -16	1
3	720 0303-32	Hose, -16	1
4	12019-734	Adapter, STR, -12-16	1
5	12019-517	Adapter, 90°, -12-10	1
6	376V1003	Adapter, 90°, -12-16	1
7	721 0252-27	Hose, -10	1
8	1209-54	Washer, HT, .75	8
9	1200-198	Capscrew, .75C X 3.25	8
10	720 0408	Winch	1

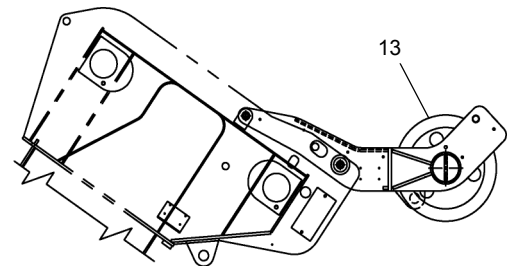
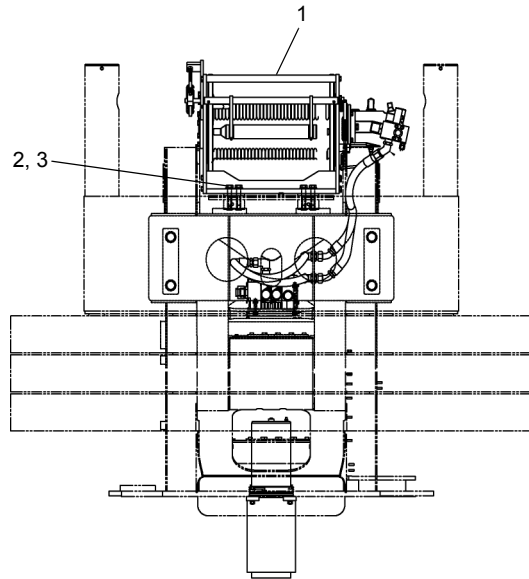
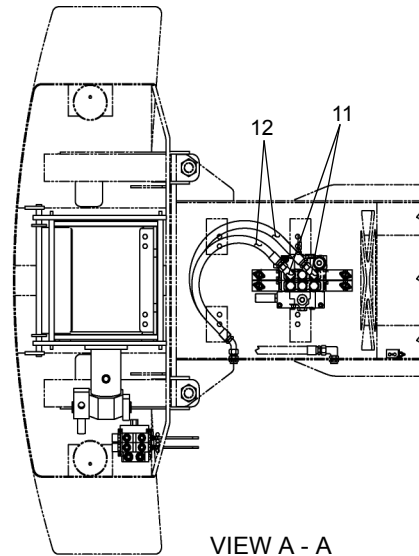
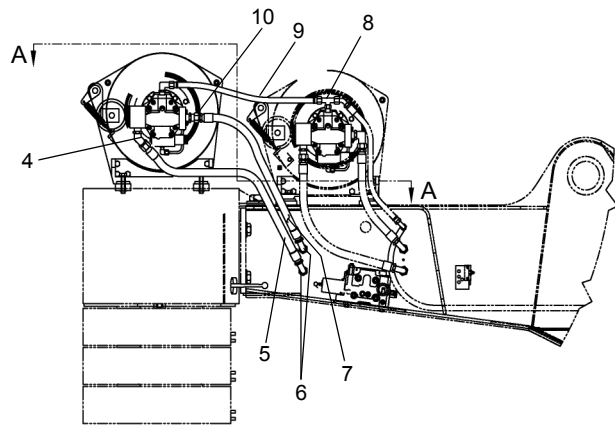
WHEN ORDERING PARTS, SPECIFY MODEL NUMBER, SERIAL NUMBER AND DESCRIPTION OF PARTS REQUIRED



MAIN WINCH ASSEMBLY

DATE: Revised 02-2011
 MODEL: T780
 PAGE 40.1

GROUP
40



REF	PART NO.	DESCRIPTION	QTY
	722A0007 (Rev A)	AUX. Winch ASSY	
1	720 0408	Winch, Braden	1
2	1200-198	Capscrew, .75C X 3.25	8
3	1209-54	Washer, .75, H.T.	8
4	12019-755	Adapter, 45°, -12 -16.....	1
5	720 0236-48	Hose, -16	1
6	12019-733	Bulkhead Union, STR, -16	2
7	720 0236-38	Hose, -16	1
8	12019-787	Tee, Branch, -12 -10 -10	1
9	MK212109-28	Hose, -10	1
10	12019-734	Adapter, STR, -12 -16.....	1
11	376 1002	Adapter, 90°, -16.....	2
12	720 0236-45	Hose, -16	2
13	718A0324	AUX. Sheave ASSY.....	1

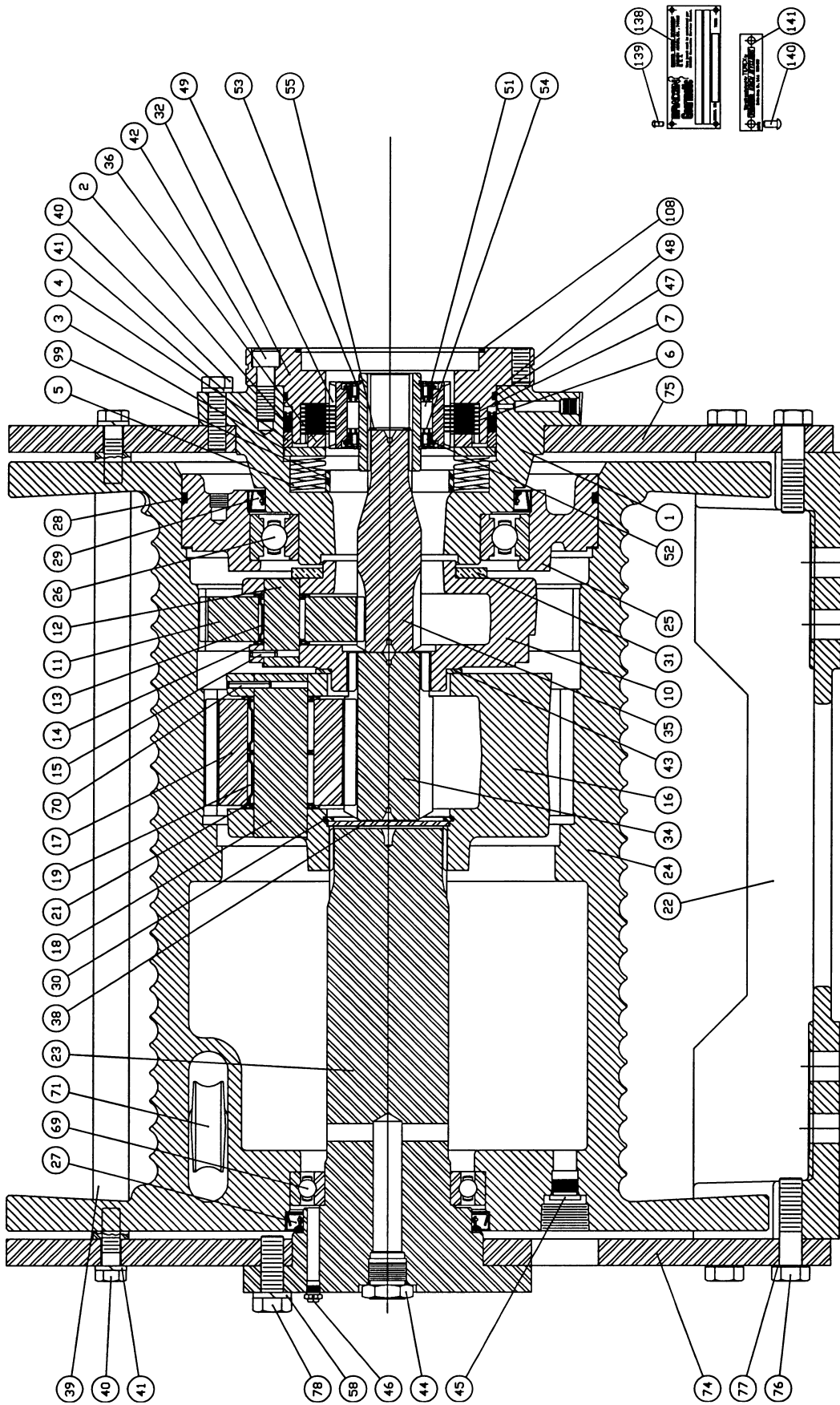
WHEN ORDERING PARTS, SPECIFY MODEL NUMBER, SERIAL NUMBER AND DESCRIPTION OF PARTS REQUIRED



AUX WINCH ASSEMBLY

DATE: Revised 02-2011
 MODEL: T780
 PAGE 40.2

GROUP
40



SEE PAGE 40.4

WHEN ORDERING PARTS, SPECIFY MODEL NUMBER, SERIAL NUMBER AND DESCRIPTION OF PARTS REQUIRED

TEREX
P/N 12261-690

**WINCH ASSEMBLY
BRADEN**

DATE: Revised 08-2004
MODEL: T780
PAGE 40.3

GROUP
40

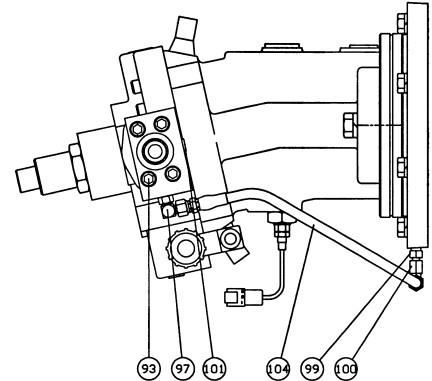
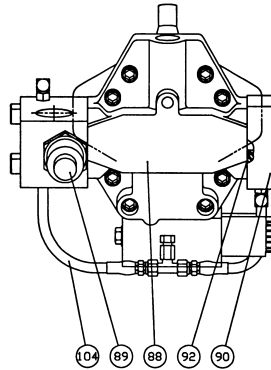
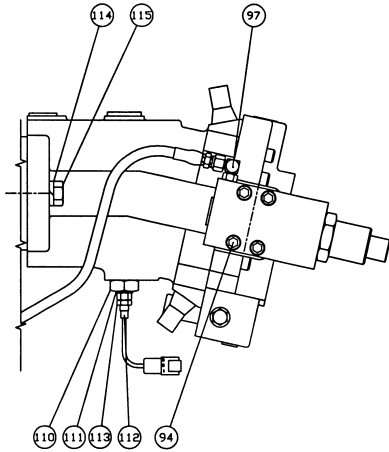
SEE PAGE 40.3

<u>REF</u>	<u>PART NO.</u>	<u>DESCRIPTION</u>	<u>QTY</u>	<u>REF</u>	<u>PART NO.</u>	<u>DESCRIPTION</u>	<u>QTY</u>
	720 0408	Winch, PD17					
1	218758	Brake Cylinder	1	38	218214	Thrust Washer	1
2	215419	Seal	1	39	218773	Tie Bar	2
3	215420	Pressure Plate	1	40	218774	Capscrew (1/2 NC X 1-3/4 G8 Z).....	12
4	215421	Piston Backup Ring	1	41	215470	Lockwasher (1/2)	12
5	215422	Spring	12	42	215454	Capscrew (1/2 NC X 1-1/2 G8)	4
6	215423	Brake Disc, Friction	7	43	218217	Thrust Washer	1
7	215424	Brake Disc, Steel	8	44	218654	Sight Gauge	1
10	215759	Primary Planet Carrier	1	45	215457	Plug, O-Ring Flush.....	1
11	215760	Primary Planet Gear	3	46	215458	Vent Plug	1
12	218761	Primary Planet Gear Shaft.....	3	47	215459	O-Ring	1
13	218762	Roller Bearing.....	3	48	215460	Backup-Ring	1
14	215429	Thrust Washer	6	49	NSS	Outer Brake Race	1
15	215430	Spirol Pin	3	50*	NSS	Inner Brake Race	1
16	218209	Output Planet Carrier.....	1	51	215723	Sprag Bearing	2
17	218210	Output Planet Gear	3	52	215557	Sprag Bearing Retainer.....	1
18	218211	Output Planet Gear Shaft	3	53	215725	Snap Ring	1
19	218213	Roller Bearing.....	6	54	NSS	Sprag Clutch	1
21	218212	Thrust Washer	6	55	215560	Retaining Ring	1
22	218763	Base	1	58	216131	Lockwasher (5/8 Z)	8
23	218764	Bearing Support	1	69	218775	Bearing	1
24	218765	Cable Drum (grooved).....	1	70	218216	Spirol Pin.....	3
25	218766	Drum Closure	1	71	218776	Cable Wedge	1
26	218767	Bearing	1	74	218777	Support Sideplate	1
27	218768	Seal	1	75	218778	Motor Sideplate.....	1
28	218769	O-Ring	1	76	218779	Capscrew (5/8 NC X 2-1/2 G8).....	16
29	218770	Seal	1	77	218780	Washer (5/8)	16
30	218215	Retaining Ring	1	78	218781	Capscrew (5/8 NC X 1-3/4 G8 Z).....	8
31	218228	Thrust Washer	1	99	218782	Spring Spacer	1
32	218771	Motor Support.....	1	108	215465	O-Ring	1
33*	215447	Retaining Ring	1	138	218656	Nameplate	1
34	218218	Output Sun Gear	1	139	218655	Drive Screw.....	4
35	218772	Primary Sun Gear.....	1	140	218657	Drive Screw.....	2
36	215450	Spacer	1	141	218658	Plate (Terex by PACCAR).....	1

* ITEMS 33 & 50 ARE NOT SHOWN IN THE ILLUSTRATION

WHEN ORDERING PARTS, SPECIFY MODEL NUMBER, SERIAL NUMBER AND DESCRIPTION OF PARTS REQUIRED

 TEREX P/N 12261-690	WINCH ASSEMBLY BRADEN	DATE: Revised 08-2004	GROUP 40
		MODEL: T780	
		PAGE 40.4	



REF	PART NO.	DESCRIPTION	QTY
<i>Winch Motor Sub-Assembly</i>			
88	218751	Hydraulic Motor.....	1
89	218752	Brake Valve.....	1
90	215521	Manifold.....	1
91	218753	O-Ring.....	1
92	215522	O-Ring.....	1
93	215523	Capscrew (7/16 NC X 1-1/2 Soc Hd G8) ...	4
94	218754	Capscrew (7/16 NC X 3-3/4 Soc Hd G8) ...	4
97	215526	Elbow, 45 degree.....	2
99	215527	Adapter.....	2
100	218755	Swivel Tee.....	1
101	218756	Plug.....	1
104	218757	Hose Assembly.....	2
110	218783	Reducer, ORB.....	1
111	218713	Washer, Thredseal.....	1
112	218644	Rotation Sensor.....	1
113	218784	Jam Nut (3/8 Z).....	1
114	216131	Lockwasher (5/8 Z).....	2
115	218781	Capscrew (5/8 NC X 1-3/4 G8 Z).....	2

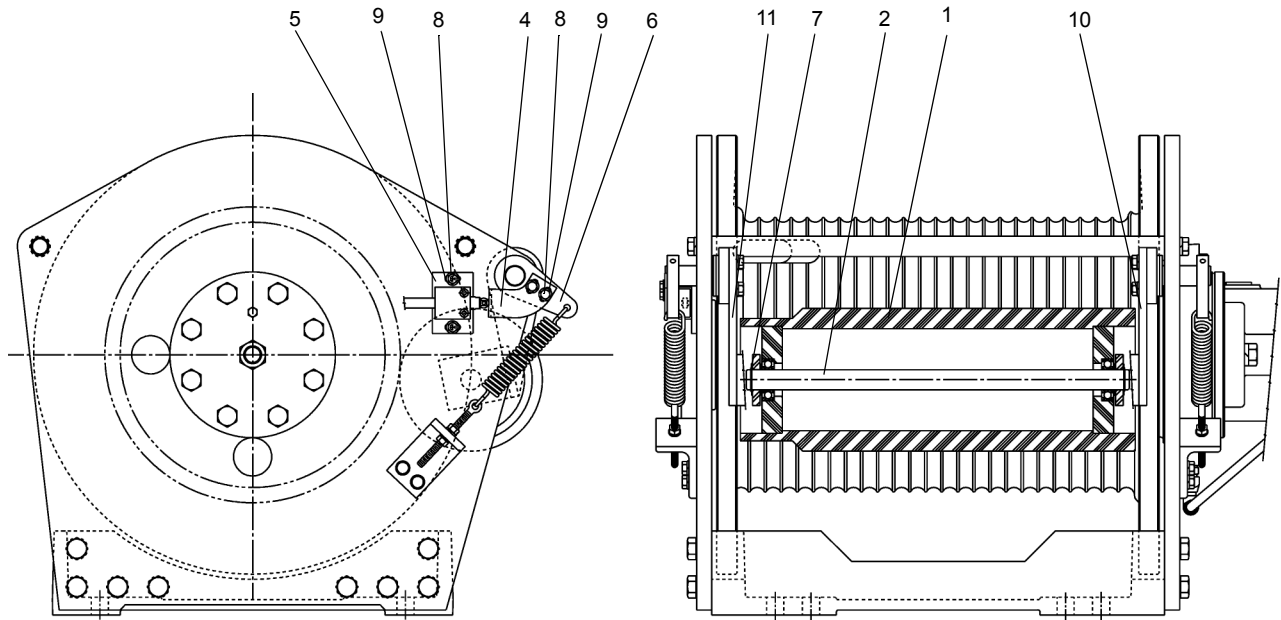
WHEN ORDERING PARTS, SPECIFY MODEL NUMBER, SERIAL NUMBER AND DESCRIPTION OF PARTS REQUIRED



WINCH MOTOR

DATE: Released 05-2013
 MODEL: T780
 PAGE 40.5

GROUP
40



REF.	PART NO.	DESCRIPTION	QTY.
	718 0948	PD17 Roller Kit	
1	223074	Roller.....	1
2	220064	Shaft, Roller.....	1
3*	223075	1241004 BRG Ball.....	2
4	223076	Switch Bracket.....	1
5	219751	Switch Plate.....	1
6	223077	Lever Arm.....	1
7	223078	1941004 Snap Ring.....	2
8	219753	Capscrew.....	4
9	219754	Washer.....	4
10	223079	Arm, Roller.....	1
11	223080	Arm, Roller.....	1

* ITEM 3 IS NOT SHOWN IN THE ILLUSTRATION

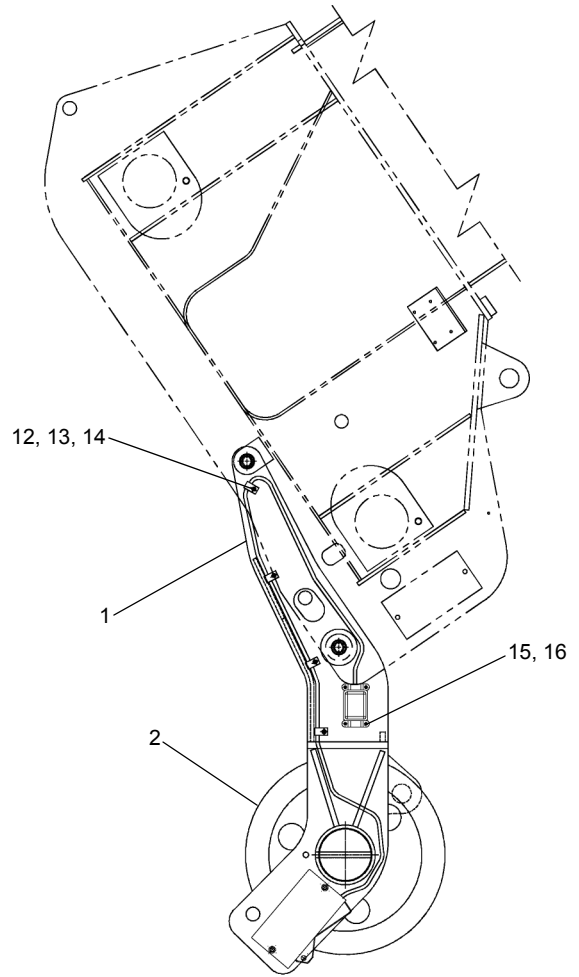
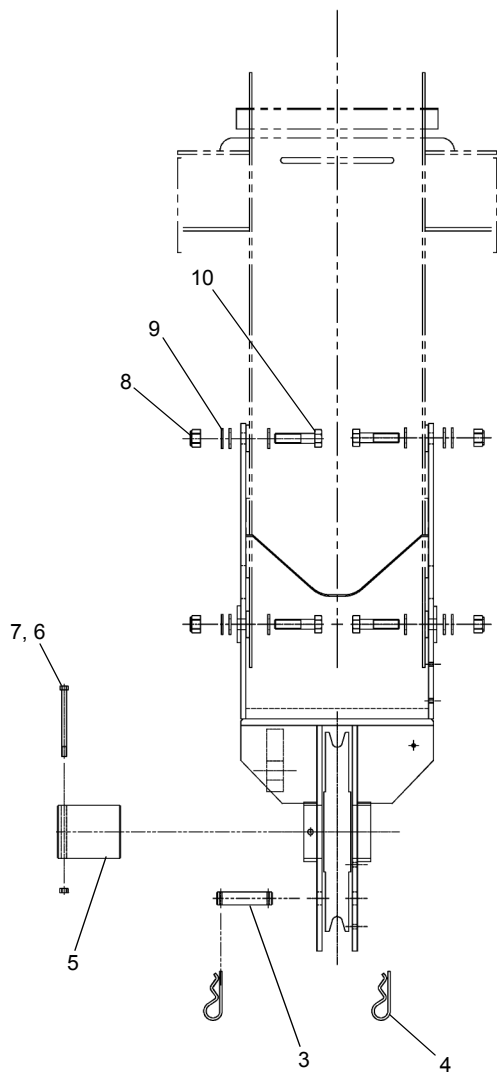
WHEN ORDERING PARTS, SPECIFY MODEL NUMBER, SERIAL NUMBER AND DESCRIPTION OF PARTS REQUIRED



KIT, WINCH ROLLER

DATE: Released 06-2013
 MODEL: T780
 PAGE 40.6

GROUP
40



REF	PART NO.	DESCRIPTION	QTY
	718A0324 (Rev D)	Auxiliary Sheave ASSY	
1	718F0278	Bracket	1
2	718A0226	Sheave, 3/4 Wire Rope	1
3	718 0323	Pin	1
4	1222-239	Hair Pin Cotter.....	2
5	718 0239	Shaft	1
6	1200-87	Capscrew 3/8-16 X 5.00.....	1
7	1205-45	Locknut 3/8-16 ESNA.....	1
8	1205-102	0.75 Lock Nut	4
9	1209-54	0.75 Hardened Washer	12
10	1242-111	0.75 NC X 3.00 Grade 8.....	4
11*	706A8816	Anti-Two, AUX. Sheave.....	1
12	MK765	Clamp.....	5
13	1200-309	Capscrew 1/4 X 1/2.....	5
14	1210-14	Lock Washer, 1/4.....	5
15	1202-29	Screw M5X16.....	4
16	1210-7	Split Lock Washer, 10.....	4

* ITEM 11 IS NOT SHOWN IN THE ILLUSTRATION

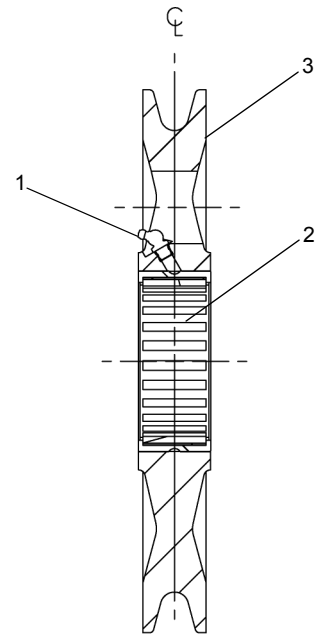
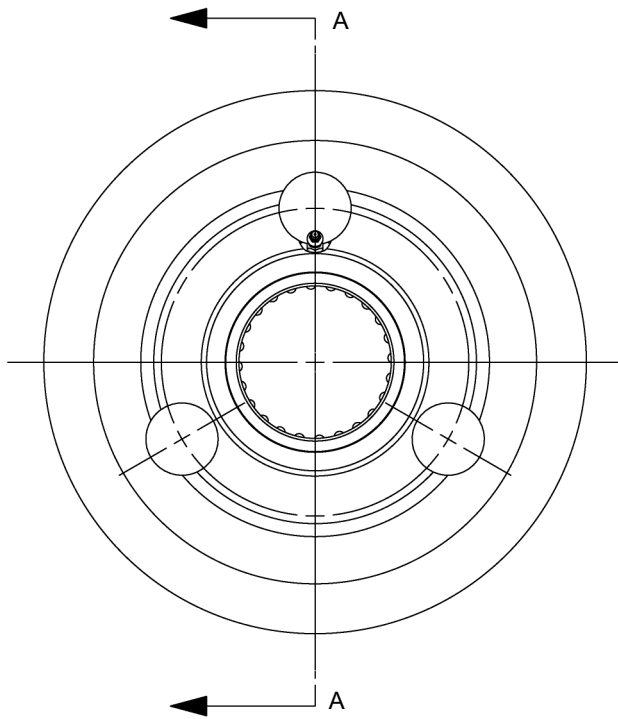
WHEN ORDERING PARTS, SPECIFY MODEL NUMBER, SERIAL NUMBER AND DESCRIPTION OF PARTS REQUIRED



AUX SHEAVE ASSEMBLY

DATE: Revised 05-2013
 MODEL: T780
 PAGE 40.7

GROUP
40



SECTION A - A

REF	PART.NO.	DESCRIPTION	QTY
	718A0226 (Rev A)	Sheave ASSY, 0.75 DIA Rope	
1	1213-3	Fitting, Grease 1/8 45°	1
2	1217-360	Bearing ASSY, Outer, 4.00 Shaft.....	1
3	718-0225	Sheave, 0.75 DIA Rope	1

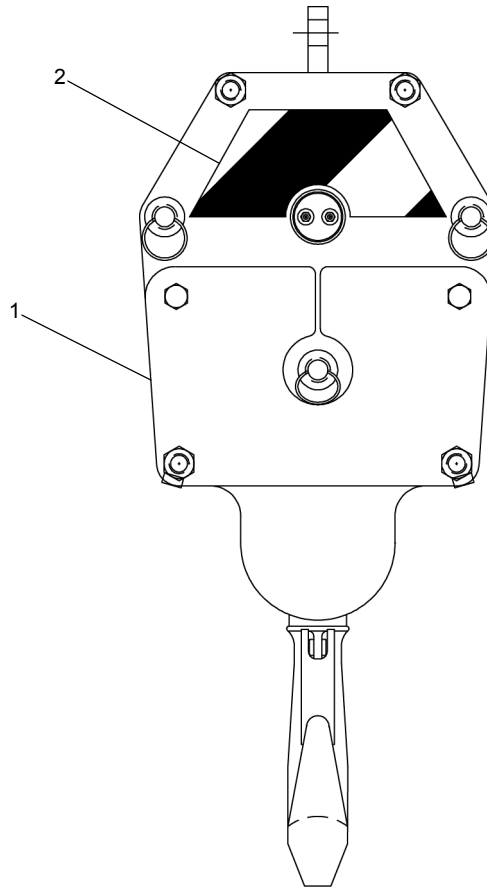
WHEN ORDERING PARTS, SPECIFY MODEL NUMBER, SERIAL NUMBER AND DESCRIPTION OF PARTS REQUIRED



SHEAVE ASSEMBLY, 3/4"

DATE: Released 05-2013
 MODEL: T780
 PAGE 40.8

GROUP
40



<u>REF</u>	<u>PART NO.</u>	<u>DESCRIPTION</u>	<u>QTY</u>
	T112267 (Rev A)	Hook Block Assembly 5SHV 80T	
1	T105936	Hook Block 5 SHV 80T 3/4" 1568LB	1
2	T105652	Decal, Hook Block	2

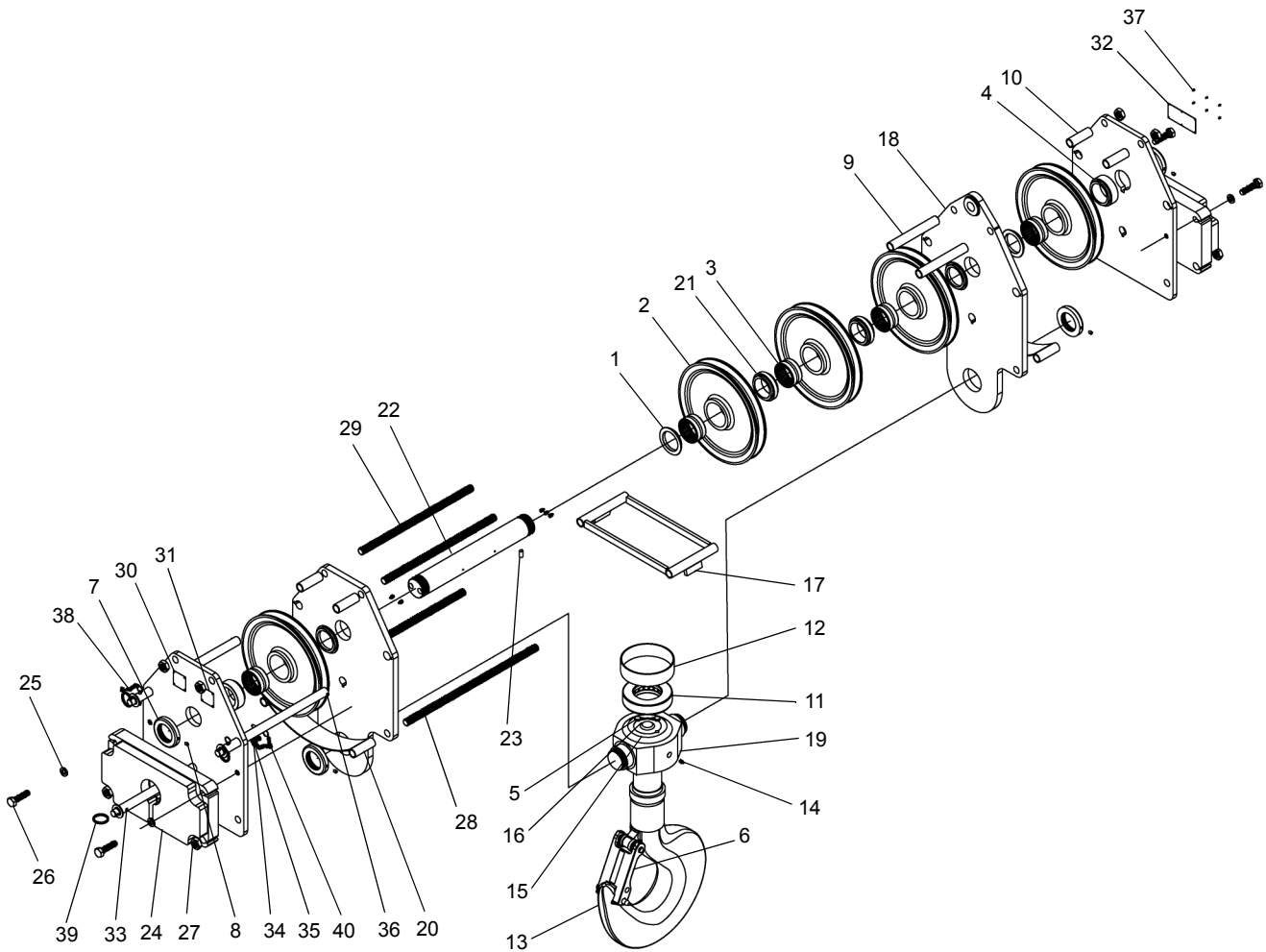
WHEN ORDERING PARTS, SPECIFY MODEL NUMBER, SERIAL NUMBER AND DESCRIPTION OF PARTS REQUIRED



**HOOK BLOCK ASSY
5 SHEAVE, 80 TONS**

DATE: Released 05-2013
 MODEL: T780
 PAGE 44.1

**GROUP
44**



REF	PART NO.	DESCRIPTION	QTY	REF	PART NO.	DESCRIPTION	QTY
T105936 (Rev A) Hook Block 5 SHV 80T 3/4" 1568LB							
1	217849	WASH TH 4.25ODX3.00IDX 0.45TKBR.....	4	21	217863	WASH TH 4.25ODx3.00IDx1.36TKBR...	2
2**	217850	SHV WC 15.6ODX3.75IDX0.75TK.....	5	22	217862	QN CPIN 3.00ODX22.3LG.....	1
3**	215911	BRG R 3.75ODX3.00IDX1.75WD.....	5	23	215337	1SPIROL 1/2.....	1
4	217851	WSH TH 4.25ODX3.00IDX1.28TKBR..	2	24	217861	QRJ 16CK WT AY 3.5.....	2
5	217119	1/32 Safety Wire.....	1	25	215287	L WASH 3/4.....	4
6*	217852	80-100J Latch Kit Installed.....	1	26	215329	3SCR HX 3/4.....	4
7	217125	-8 Nut R 3.....	4	27	215280	-8Nut J 1.....	8
8	215898	OS SCR 3/8.....	4	28	217860	T Bolt 1.00ODX26.0LG All THD.....	2
9	217853	SPR 1.32ODx1.05IDx9.14LG.....	2	29	217859	T Bolt 1.00ODX22.0LG All THD.....	2
10	217854	SPR 1.32ODx1.05IDx3.94LG.....	4	30	220256	Name Plate Terex F/Block.....	1
11	217110	40TP114RT BRG.....	1	31	220253	CAUT Plate Terex.....	1
12	217111	BRG Cover.....	1	32	217135	QRJ CAUT Plate.....	1
13	217112	80HK & Nut CST.....	1	33	217856	Pin Latch 1.25ODX21.6LG ZNCQRJ.....	3
14	215304	Fitting 1/8NPT.....	7	34	215327	1CS HX 3/8.....	1
15	217118	L Wash 1/2.....	2	35	215301	S HOOK.....	1
16	217117	OSCR HX 1/2 LW.....	2	36	215305	Pin SPIROL0.25ODX0.50LG.....	3
17	217867	QRJ 16R Guide AY.....	1	37	216955	OSCR DR 1/8.....	14
18	217866	QRQN 16PL Group.....	1	38	217895	No-3 MACH Twist Link Chain.....	2
19	217865	JD&THSG 41/2.....	1	39	215303	2Ring Split.....	3
20	217864	QRJ 16R Guide AY.....	2	40	215290	1QK R Pin 3/8.....	3

* WHEN ORDERING REPLACEMENT LATCH KIT, SPECIFY P/N : 217855

** THESE PART NUMBERS CAN BE ORDERED AS ONE SHEAVE ASSEMBLY : SPECIFY P/N 219485

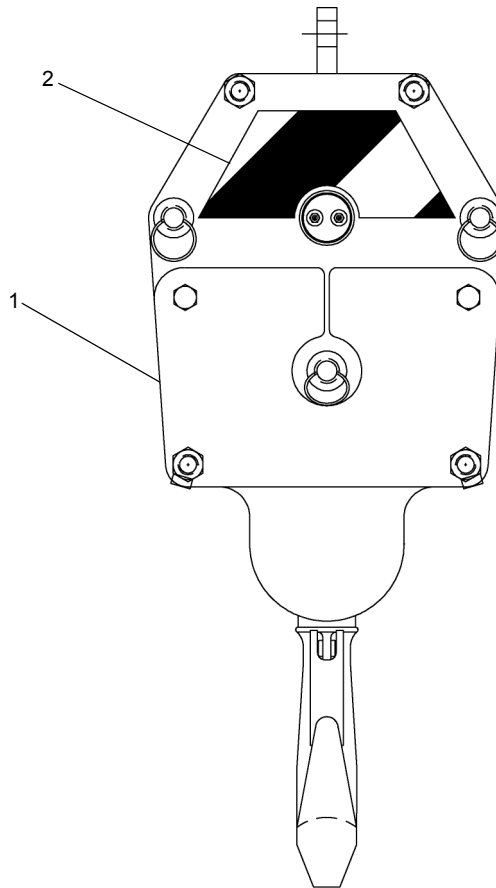
WHEN ORDERING PARTS, SPECIFY MODEL NUMBER, SERIAL NUMBER AND DESCRIPTION OF PARTS REQUIRED



HOOK BLOCK 5 SHEAVE, 80 TONS, 3/4"

DATE: Released 06-2013
MODEL: T780
PAGE 44.2

GROUP
44



REF	PART NO.	DESCRIPTION	QTY
	T112215 (Rev A)	Hook Block Assembly	
1	410-4074	Hook Block, 5 Sheave, 75T	1
2	T105652	Decal, Hook Block	2

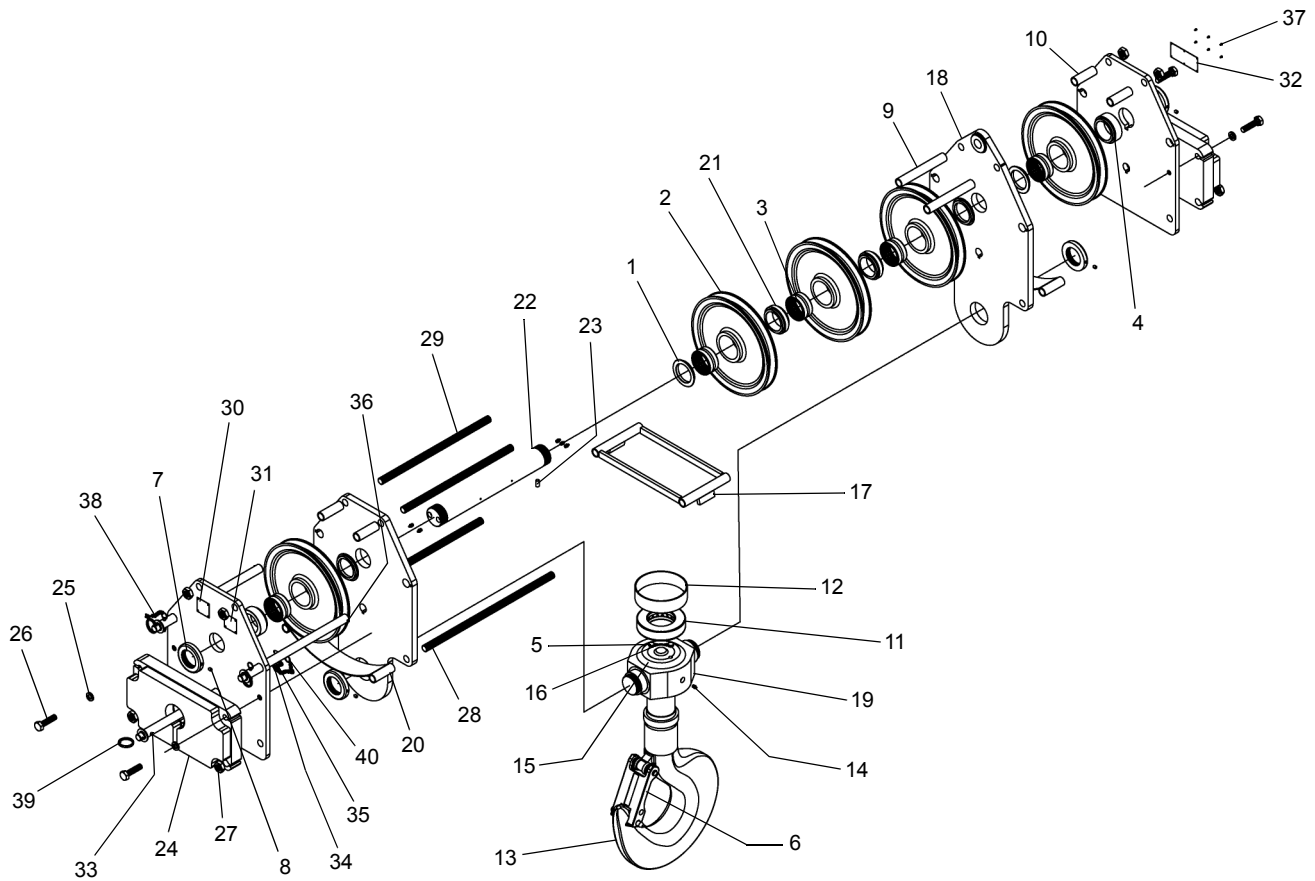
WHEN ORDERING PARTS, SPECIFY MODEL NUMBER, SERIAL NUMBER AND DESCRIPTION OF PARTS REQUIRED



**HOOK BLOCK ASSY
5 SHEAVE, 75 TONS**

DATE: Released 05-2013
 MODEL: T780
 PAGE 44.3

**GROUP
44**



REF	PART NO.	DESCRIPTION	QTY	REF	PART NO.	DESCRIPTION	QTY
410-4074 (Rev 00) Hook Block, 5 Sheave, 75 Ton (Includes Items 1 Thru 40)							
1	217849	WASH TH 4.25ODX3.00IDX0.45TKBR.....	4	21	217863	WASH TH 4.25ODX3.00IDX1.36TKBR.....	2
2**	217850	SHV WC 15.6ODX3.75IDX0.75TK... 5	5	22	217862	QN CPIN 3.00ODX22.3LG.....	1
3**	215911	BRG R 3.75ODX3.00IDX1.75WD.... 5	5	23	215337	1SPIROL 1/2.....	1
4	217851	Wash TH 4.25ODX3.00IDX1.28TKBR.....	2	24	217861	QRJ 16CK WT AY 3.5.....	2
5	217119	1/32 Safety Wire.....	1	25	215287	L WASH 3/4.....	4
6*	217852	80-100J Latch Kit Installed.....	1	26	215329	3SCR HX 3/4.....	4
7	217125	-8 Nut R 3.....	4	27	215280	-8Nut J 1.....	8
8	215898	OS SCR 3/8.....	4	28	217860	T Bolt 1.00ODX26.0LG ALL THD.....	2
9	217853	SPR 1.32ODX1.05IDX9.14LG.....	2	29	217859	T Bolt 1.00ODX22.0LG ALL THD.....	2
10	217854	SPR 1.32ODX1.05IDX3.94LG.....	4	30	220256	Name Plate TEREX F/Block.....	1
11	217110	40TP114RT BRG.....	1	31	220253	CAUT Plate TEREX.....	1
12	217111	BRG Cover.....	1	32	217135	QRJ CAUT Plate.....	1
13	217112	80HK&Nut CST.....	1	33	217856	Pin Latch 1.25ODX21.6LG ZNCQRJ... 3	3
14	215304	Fitting 1/8NPT.....	2	34	215327	1CS HX 3/8.....	1
15	217118	L WASH 1/2.....	7	35	215301	S Hook.....	1
16	217117	OSCR HX 1/2 LW.....	2	36	215305	Pin SPIROL 0.25ODX0.50LG.....	3
17	217867	QRJ 16R Guide AY.....	1	37	216955	OSCR DR 1/8.....	14
18	217866	QRQN 16PL Group.....	1	38	217895	NO-3 MACH Twist Link Chain.....	2
19	217865	JD&THSG 41/2.....	1	39	215303	2 Ring Split.....	3
20	217864	QRJ 16R Guide AY.....	2	40	215290	1QK R Pin 3/8.....	3

* WHEN ORDERING REPLACEMENT LATCH KIT, SPECIFY P/N : 217855

** THESE PART NUMBERS CAN BE ORDERED AS ONE SHEAVE ASSEMBLY : SPECIFY P/N 219485

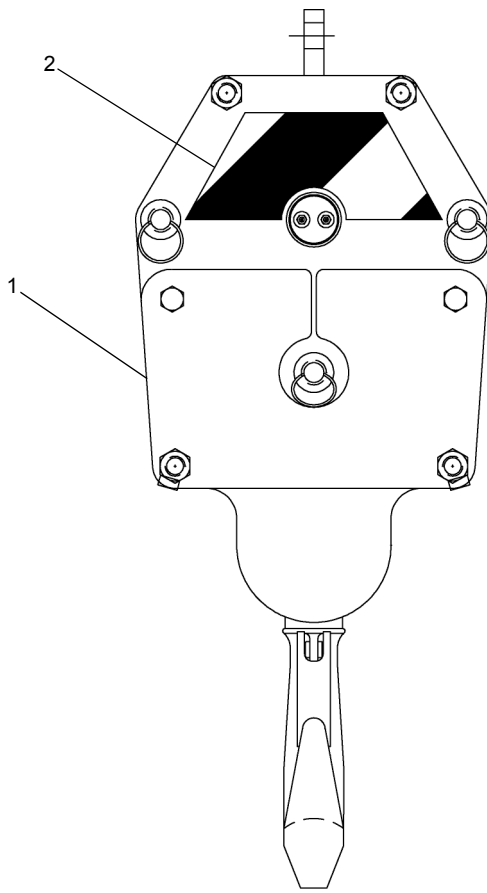
WHEN ORDERING PARTS, SPECIFY MODEL NUMBER, SERIAL NUMBER AND DESCRIPTION OF PARTS REQUIRED



HOOK BLOCK 5 SHEAVE, 75 TONS, 3/4"

DATE: Revised 07-2013
MODEL: T780
PAGE 44.4

GROUP
44



REF	PART NO.	DESCRIPTION	QTY
	T112264 (Rev A)	Hook Block Assembly	
1	3208U38D1	Hook Block, 5 Sheave, 60Ton 3/4 IN, 1204LB	1
2	T105652	Decal, Hook Block	2

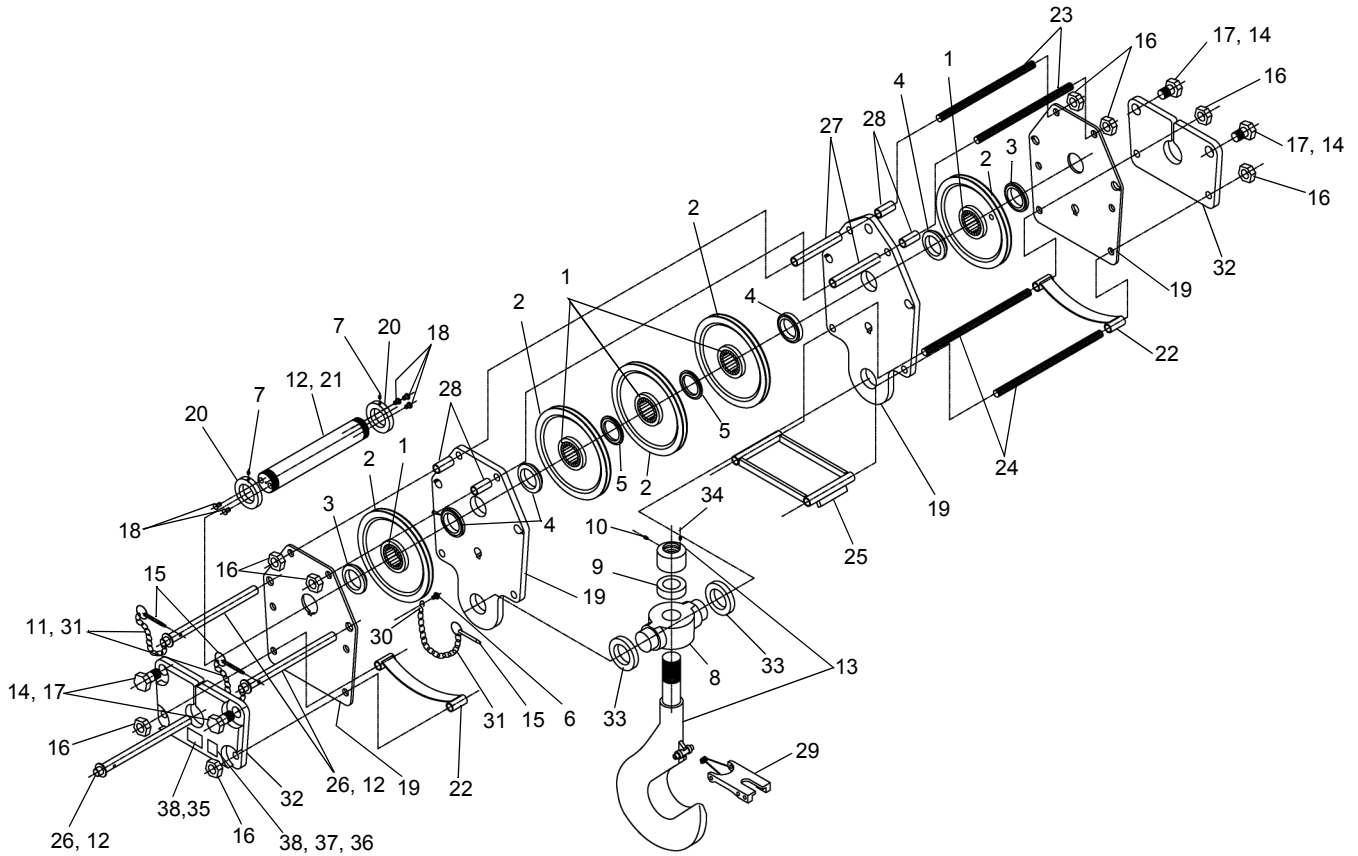
WHEN ORDERING PARTS, SPECIFY MODEL NUMBER, SERIAL NUMBER AND DESCRIPTION OF PARTS REQUIRED



**HOOK BLOCK ASSY
5 SHEAVE, 60 TONS**

DATE: Released 05-2013
MODEL: T780
PAGE 44.5

**GROUP
44**



REF	PART NO.	DESCRIPTION	QTY	REF	PART NO.	DESCRIPTION	QTY
3208U38D1 (Rev 00) Hook Block, 5 Sheave, 60TON 3/4 IN, 1204LB							
1	215911	Outer Ring & Roller ASSY.....	5	20	217125	Center Pin Nut	2
2	225234	SHV WC 16.0 OD X 3.75 IDX.75TK.....	5	21	225239	Center Pin	1
3	217851	Thrust Washer	2	22	217864	QRJ 16R Guide AY	2
4	217849	Thrust Washer	4	23	225240	Tie Bolt	2
5	225235	Thrust Washer	2	24	225241	Tie Bolt	2
6	215327	3/8 Cap Screw	1	25	225242	QRJ 16R Guide AY	1
7	215898	3/8 Set Screw	2	26	225243	20 L Pin 1 1/4.....	3
8	225236	Housing	1	27	219482	Spacer.....	2
9	217893	Thrust Bearing	1	28	217854	Spacer.....	4
10	215286	Alemite Fitting.....	1	29	215910	Latch Kit.....	1
11	215303	Split Ring	3	30	215301	S Hook	1
12	215305	Roll Pin	4	31	215291	Chain.....	3
13	225237	Hook & Nut.....	1	32	225244	Cheek Wt.....	2
14	215287	Lockwasher	4	33	219477	Spacer.....	2
15	215290	Pin Quick Release.....	3	34	225245	1/2 Set Screw.....	1
16	215280	1" Nut.....	8	35	217135	QRJ Caution Plate	1
17	215901	3/4 Screw.....	4	36	220253	Caution Plate	1
18	215304	1/8 Lube Fitting	5	37	220256	Name Plate Terex	1
19	225238	QRQN 16PL Group	1	38	216955	Drive Screw.....	14

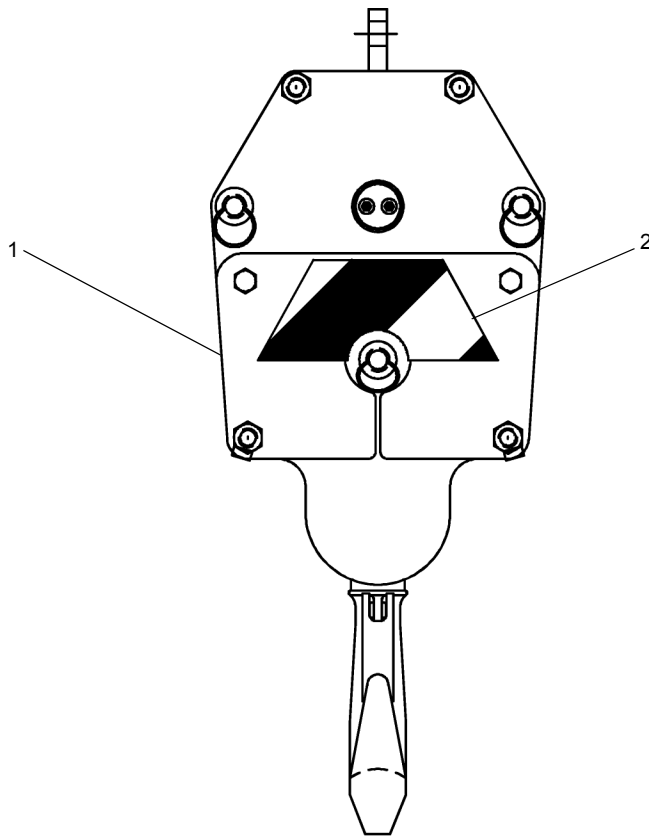
WHEN ORDERING PARTS, SPECIFY MODEL NUMBER, SERIAL NUMBER AND DESCRIPTION OF PARTS REQUIRED



**HOOK BLOCK
5 SHEAVE, 60 TONS, 3/4"**

DATE: Released 05-2013
MODEL: T780
PAGE 44.6

**GROUP
44**



REF	PART NO.	DESCRIPTION	QTY
	T129735 (Rev A)	Hook Block, 4 Sheave, 45 Ton	
1	T129736	Hook Block, 4 Sheave, 45 TON, 3/4 IN Wire, 899LBS 1	
2	T105652	Decal, Hook Block 2	

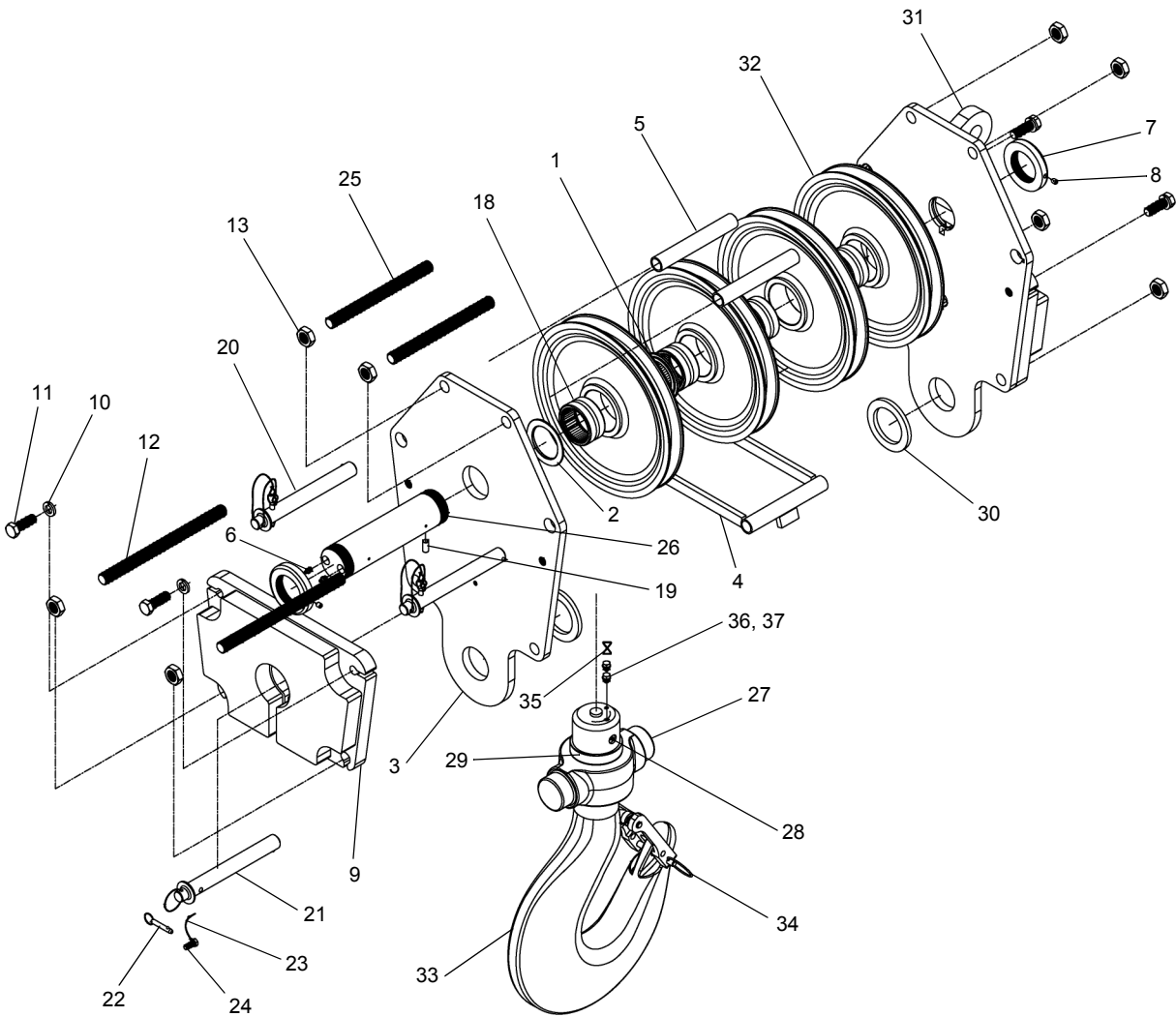
WHEN ORDERING PARTS, SPECIFY MODEL NUMBER, SERIAL NUMBER AND DESCRIPTION OF PARTS REQUIRED



**HOOK BLOCK ASSY
4 SHEAVE, 45 TONS**

DATE: Released 05-2013
 MODEL: T780
 PAGE 44.7

**GROUP
44**



REF	PART NO.	DESCRIPTION	QTY	REF	PART NO.	DESCRIPTION	QTY
T129736 (Rev A)		Hook Block, 4 Sheave, 45 Ton, 3/4 IN Wire, 899LBS					
1	215914	WSH TH 4.25ODX3.00IDX0.44 TKBR.....	3	20	225338	Pin QK Reeve 1.25ODX10.50LG W/Lanyard.....	2
2	215913	WSH TH 4.25ODX3.00IDX0.23 TK.....	2				
3	225333	QRJQ 16PL Group.....	1	21	225339	Pin QK Reeve 1.25ODX10.50LG W/Loop.....	1
4	225334	QRJ 16R Guide AY.....	1				
5	215336	SPR 1.32ODX1.05IDX8.94LG.....	2	22	215290	Pin QK-REL 0.38ODX1.50LG ZNC.....	1
6	215304	Fitting 1/8NPT.....	4	23	225340	Lanyard CZ 3.00LG Loop/Loop.....	1
7	217125	-8Nut R 3.....	2	24	215327	Screw Cap HX0.38ODX1.00LG NC.....	1
8	215898	Screw Set SC0.38ODX0.50LGNC CN.....	2	25	215333	T Bolt 1.00ODX11.8LG All THD.....	2
9	225335	QRJ 16CK WT AY 2.88.....	2	26	225341	Pin Center 3.00ODX12.1LG-4.....	1
10	215287	L WASH 3/4.....	4	27	215330	J QHSG Casting.....	1
11	225336	Screw Cap HX0.75ODX2.25LG NC.....	4	28	215286	-28Fitting 1/4.....	1
12	225337	T Bolt 1.00ODX14.3LG All THD.....	2	29	215285	T251W RT BRG.....	1
13	215280	-8Nut J 1.....	8	30	215306	SPR 4.75ODX3.31IDX0.38WD.....	2
14*	217135	QRJ CAUT Plate.....	1	31	225342	J D End 11/4.....	1
15*	220256	Name Plate Terex F/Block.....	1	32	225343	SHV WC 16.0ODX3.74 IDX0.75TK.....	4
16*	220253	CAUT Plate Terex.....	1	33	217900	J 55HK&Nut AY Short.....	1
17*	216955	Screw DR RD 0.14ODX0.25LGNC CD.....	14	34	217903	55- 70J Latch Kit STL.....	1
18	215911	BRG R 3.75ODX3.00IDX1.75WD.....	4	35	217119	1/32 STN Safety Wire.....	2
19	215337	Pin Spirol 0.50ODX1.00LG.....	1	36	217899	L Wash 3/8.....	2
				37	217898	Screw Cap HX0.38ODX0.50LG NC.....	2

* ITEMS 14, 15, 16 & 17 ARE NOT SHOWN IN THE ILLUSTRATION

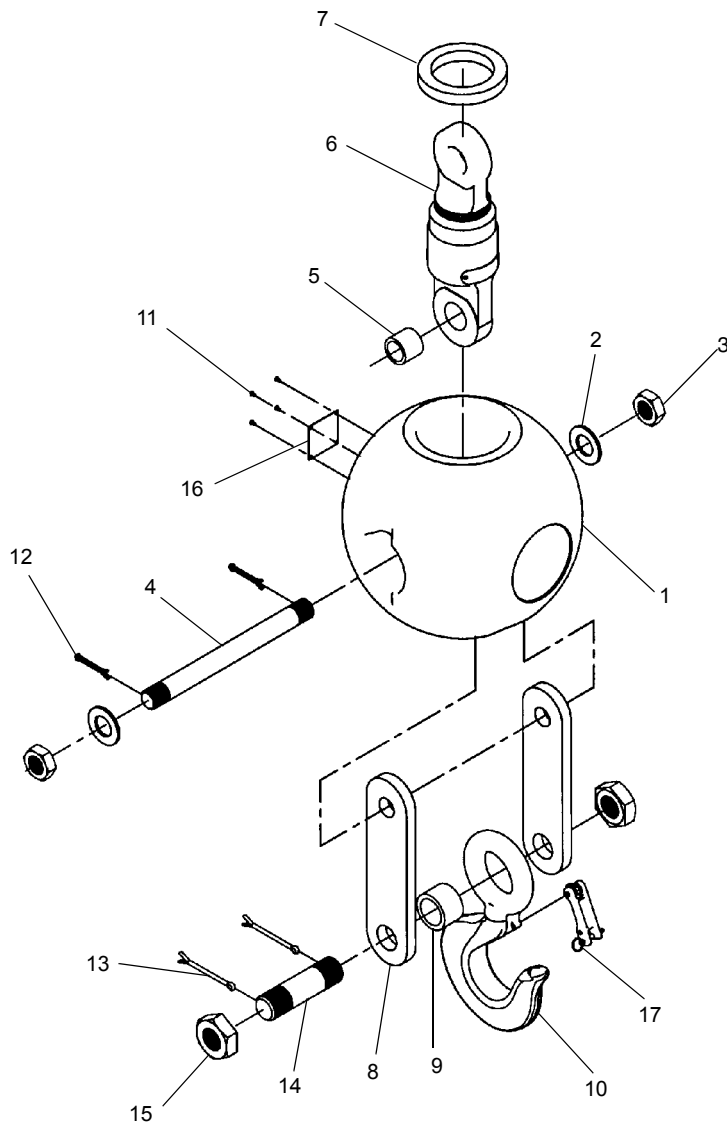
WHEN ORDERING PARTS, SPECIFY MODEL NUMBER, SERIAL NUMBER AND DESCRIPTION OF PARTS REQUIRED



HOOK BLOCK 4 SHEAVE, 45 TONS, 3/4"

DATE: Released 07-2013
MODEL: T780
PAGE 44.8

GROUP
44



REF	PART NO.	DESCRIPTION	QTY
	410 4069 (Rev 00)	Overhaul Ball, 12 Ton, 419#, 3/4"	
1	217138	OHB350Ball.....	1
2	215386	Washer 11/4	2
3	215387	-7 Nut J 11/4	2
4	217139	OHB 13L Pin 11/4.....	1
5	215403	SPR 1.75ODX1.31IDX1.50LG	1
6	225247	12EE.....	1
7	217140	12EH350C Ring	1
8	215397	OHB ADP B 3/4	2
9	217141	SPR 2.38ODX1.75IDX1.56LG	1
10	215402	15Eye HK A15.....	1
11	216955	OSCR DR 1/8.....	4
12	215388	1Cotter 3/16.....	2
13	215398	2Cotter 1/4.....	2
14	215399	OHB 6L Pin 15/8	1
15	215400	-51/2Nut J 15/8.....	2
16	217142	OHB Name Plate Terex	1
17*	217143	A15J Latch Kit Installed	1

* WHEN ORDERING REPLACEMENT LATCH KIT ORDER P/N : 215401


WHEN ORDERING PARTS, SPECIFY MODEL NUMBER, SERIAL NUMBER AND DESCRIPTION OF PARTS REQUIRED



OVERHAUL BALL
#419 / 12 TONS / 3/4"

DATE: Revised 08-2004
MODEL: T780
PAGE 44.9

GROUP
44



UNDER NO CONDITION CAN ANY OTHER SIZE, TYPE, OR LENGTH OF WIRE ROPE BE USED ON THIS EQUIPMENT SINCE IT CONSTITUTES A SAFETY HAZARD.

**HOOK BLOCKS
Group 44**

- WIRE ROPE -
6X19CLASS, I.P.S., I.W.R.C. REGULAR LAY PREFORMED
3/4" - 25.6 Tons Minimum Breaking Strength

- WIRE ROPE -
OPTIONAL
BRIDON - DYFORM 34LR 1960 ROTATION RESISTANT COMPACTED STRAND
3/4" - 34.51 Tons Minimum Breaking Strength

REF	PART NO.	DESCRIPTION	QTY
	718A0519	Cable, 3/4 x 600' Rotation Resistant	1
	718A0518	Cable, 3/4 x 600' Regular Lay	
1	12517-600	Rope, Wire	1
	12518-600	Rope, Wire	
2	1234-44	Wedge & Socket Assembly, 3/4"	1 1

WHEN ORDERING PARTS, SPECIFY MODEL NUMBER, SERIAL NUMBER AND DESCRIPTION OF PARTS REQUIRED

<p>TEREX P/N 12261-690</p>	<p>WIRE ROPE</p>	DATE: Revised 08-2004	<p>GROUP 45</p>
		MODEL: T780	
		PAGE 45.1	

<u>REF</u>	<u>PART NO.</u>	<u>DESCRIPTION</u>	<u>QTY</u>
	722A0103	<i>Boom Dolly Assembly</i>	
1	718 0905	Boom Dolly	1
2	718A0716	Boom Float ASSY	1
3	718A0729	Light Bar Assembly	1
4	722F0102	Boom Modifications Boom Dolly	1

ITEMS 1 TO 4 ARE NOT ILLUSTRATED

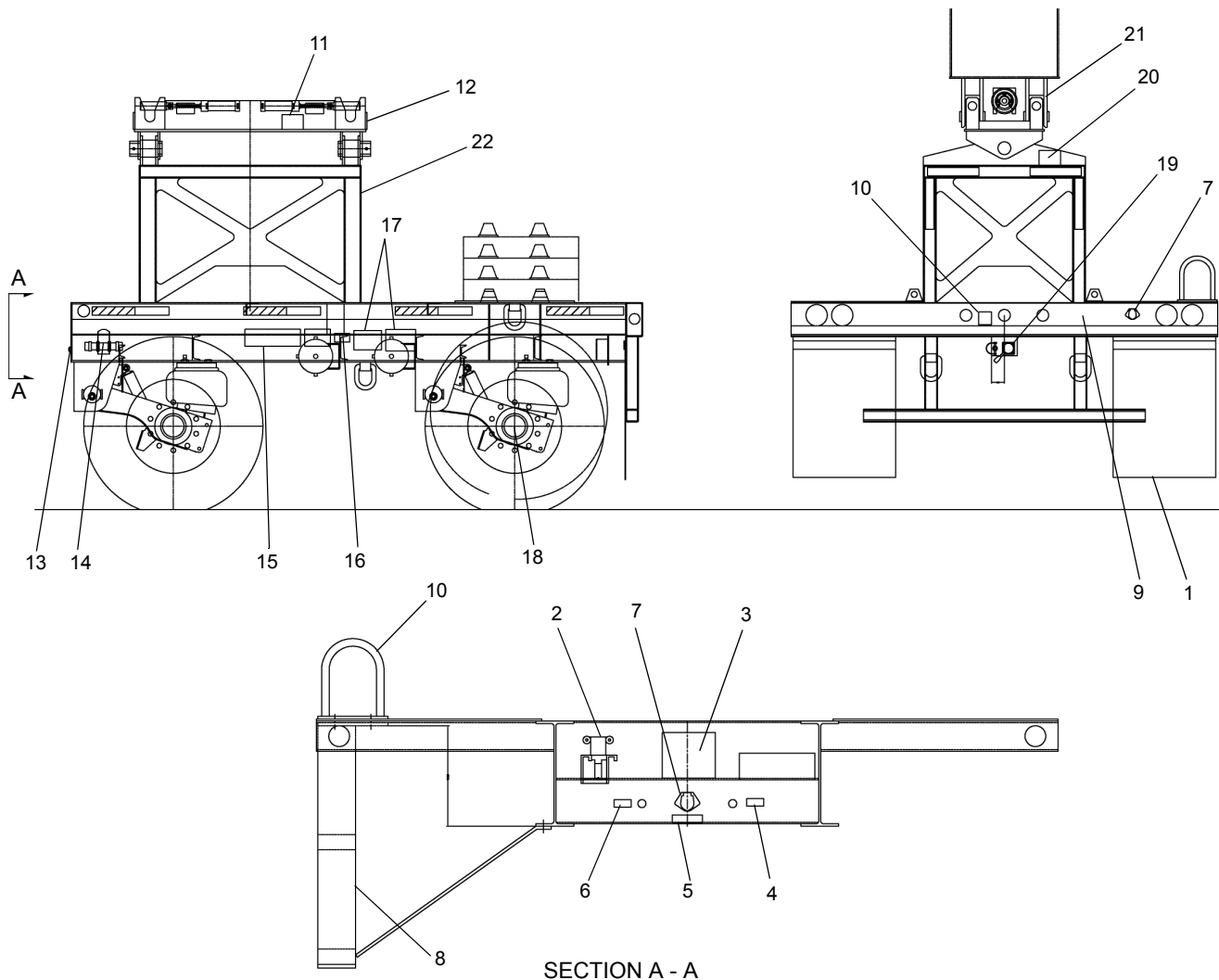
WHEN ORDERING PARTS, SPECIFY MODEL NUMBER, SERIAL NUMBER AND DESCRIPTION OF PARTS REQUIRED



BOOM DOLLY ASSEMBLY

DATE: Released 06-2013
MODEL: T780
PAGE 50.1

GROUP
50



REF	PART NO.	DESCRIPTION	QTY	REF	PART NO.	DESCRIPTION	QTY
	718 0905	<i>Boom Dolly</i>					
1	219255	Mud Flap, 24" x 32"	2	15	219269	Webb Wheel Decal	1
2	219256	Function Holder	1	16	219270	Brake Lining Decal	1
3	219257	Decal, Connection Procedure	1	17	219271	Suspension Decal, (Torque SPEC).....	1
4	219258	Control Decal.....	1	18	219272	Suspension Decal, (Safety & INSP.).....	1
5	219259	12 Volt System Decal	1	19	219273	11R22.5 Dunlop Tires	8
6	219260	Supply Decal	1	20	219274	Wheels (ALUM. Mach Finish - Inside)	4
7	219261	7-Way Receptacle	2	21	219275	Wheels (ALUM. Polish Finish - Outside) ..	4
8	219262	Ladder, Step	1	22	219276	Hendrickson Suspension - 71 1/2"	2
9	219263	Decal, Nelson	1		219277	Air Control Valve Plate	1
10	219264	Air Locking Pin Decal	1		219278	Pinch Point Decal.....	2
11	219265	Warning, Hands and Fingers.....	2		219279	Boom Ear Assesmbly - Long	2
12	219266	Rocker Assesmbly.....	1		219280	Boom Ear Assesmbly - Short.....	2
13	219267	Bulkhead Fitting.....	1		219281	Tower Assesmbly.....	1
14	219268	Registration Holder.....	1				

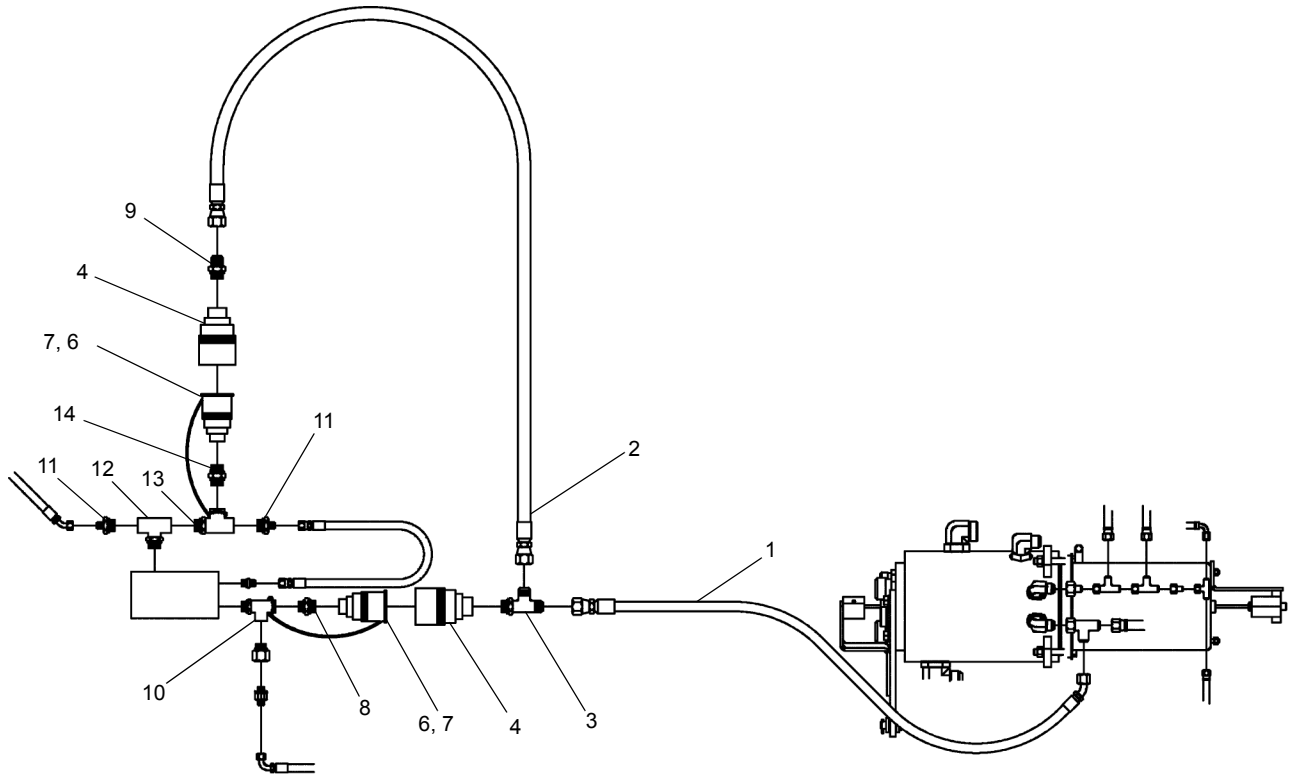
WHEN ORDERING PARTS, SPECIFY MODEL NUMBER, SERIAL NUMBER AND DESCRIPTION OF PARTS REQUIRED



BOOM DOLLY

DATE: Revised 05-2013
 MODEL: T780
 PAGE 50.2

GROUP
50



REF	PART NO.	DESCRIPTION	QTY
718A0716 (Rev C) Boom Dolly HYD Assembly			
1	718 0717-60	Hose	1
2	709 5012-38	Hose	1
3	1219-714	Tee, Run	1
4	717 0837	Disconnect, Coupler	2
5*	12400-925	Decal, Boom Float	1
6	717 0838	Disconnect, Nipple	2
7	717 1250	Dust Plug & Cap	2
8	12019-713	Adapter	1
9	1219-389	Adapter	1
10	12019-714	Tee, Run	1
11	12019-704	Adapter	2
12	12019-716	Tee, Branch	1
13	12019-715	Tee, Run	1
14	12019-292	Adapter	1

* ITEM 5 IS NOT SHOWN IN THE ILLUSTRATION

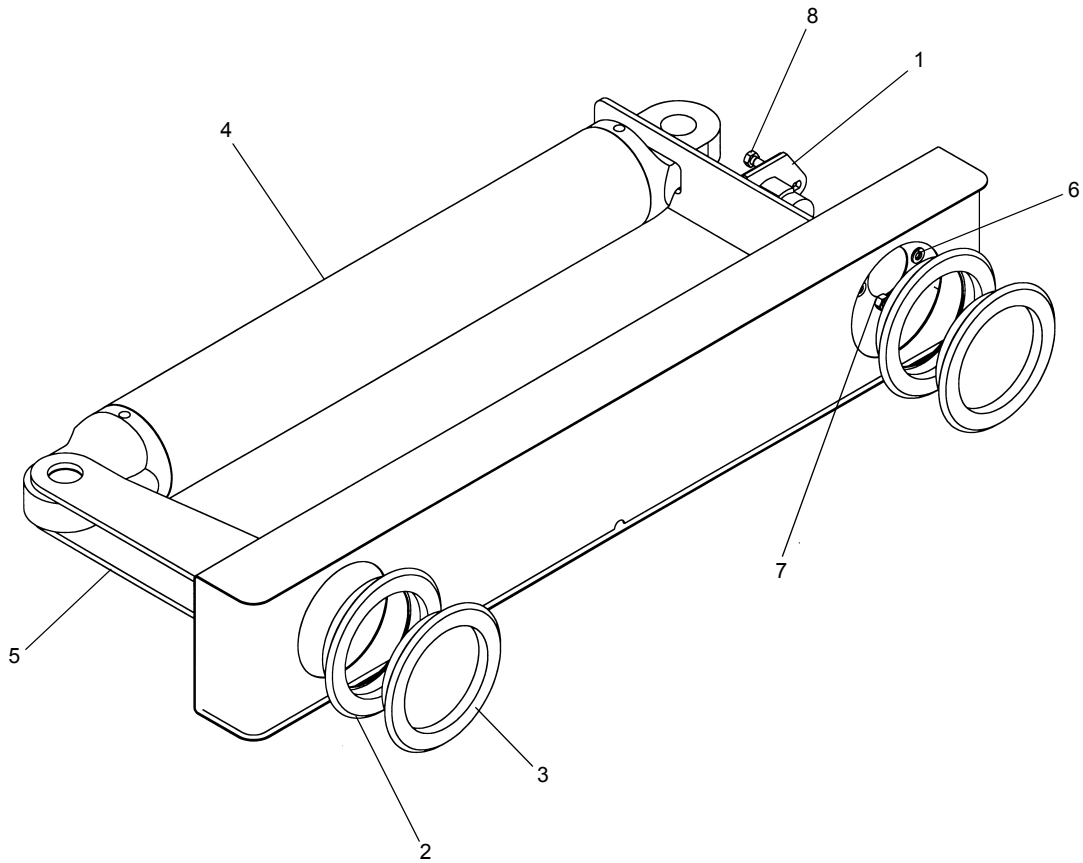
WHEN ORDERING PARTS, SPECIFY MODEL NUMBER, SERIAL NUMBER AND DESCRIPTION OF PARTS REQUIRED



BOOM DOLLY HYD ASSEMBLY

DATE: Revised 10-2014
 MODEL: T780
 PAGE 50.3

GROUP
50



<u>REF</u>	<u>PART NO.</u>	<u>DESCRIPTION</u>	<u>QTY</u>
	718A0729 (Rev A)	<i>Light Bar Assembly</i>	
1	1223-926	7 Pin Connector	1
2	1223-866	Grommet	2
3	1223-864	Tail Light (Red).....	2
4	718 0139	SHEVE Pin.....	REF
5	718F0730	Light Bar Weld	1
6	1210-17	5/16 Lockwasher.....	2
7	1205-25	5/16-18NC Nut.....	2
8	1200-29	5/16-18NC x .75 Bolt.....	2
9*	1223-969	19' Coiled, Cord	1

* ITEM 9 IS NOT SHOWN IN THE ILLUSTRATION

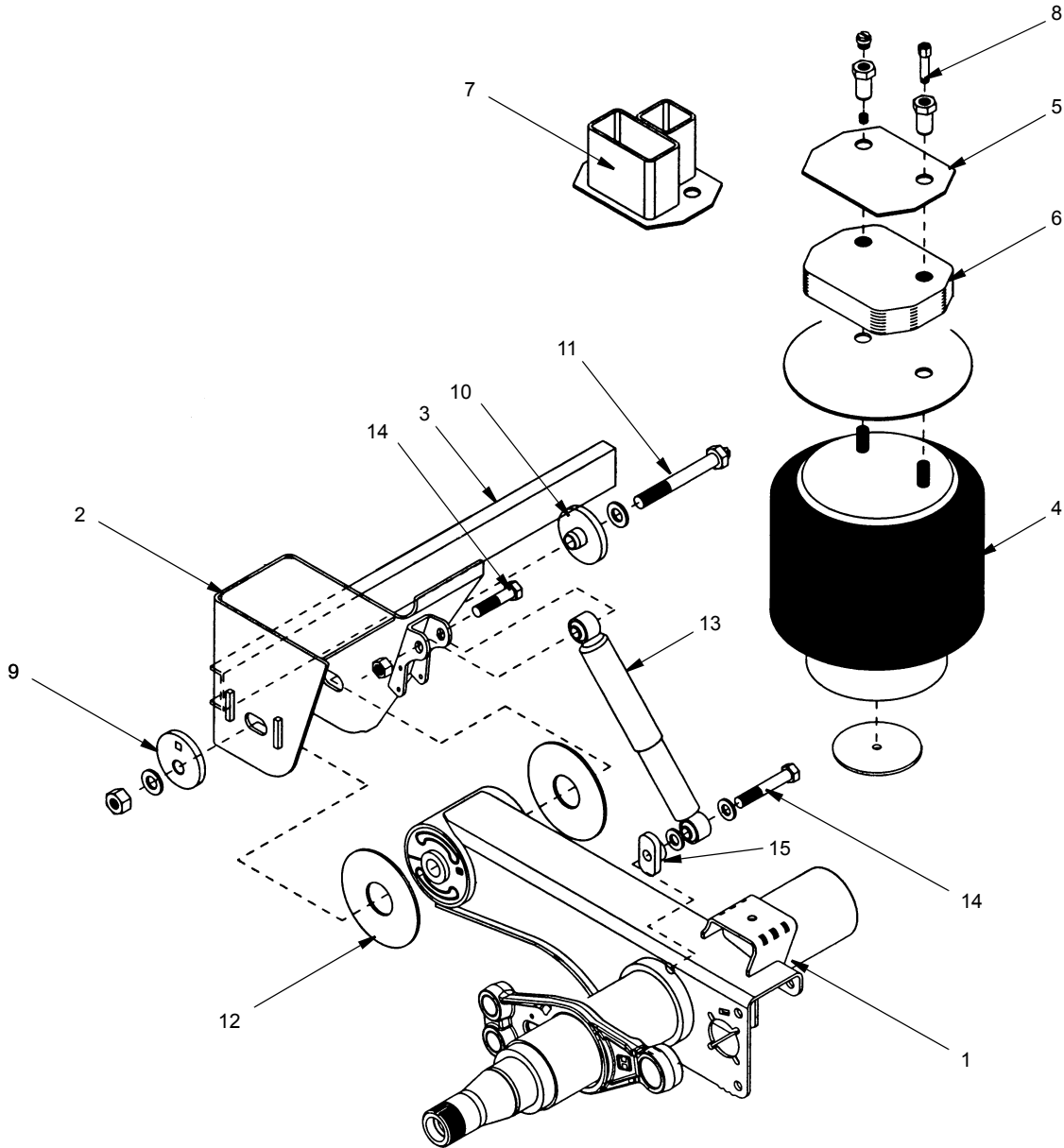
WHEN ORDERING PARTS, SPECIFY MODEL NUMBER, SERIAL NUMBER AND DESCRIPTION OF PARTS REQUIRED



LIGHT BAR ASSEMBLY

DATE: Revised 11-2005
 MODEL: T780
 PAGE 50.4

GROUP
50



REF	PART NO.	DESCRIPTION	QTY	REF	PART NO.	DESCRIPTION	QTY
	219276	<i>Hendrickson Suspension - 71 1/2"</i>					
1	NSS	Axle / Beam Weldment	REF	9	219292	Collar, Alignment - Eccentric.....	2
2	219281	Frame Bracket (Roadside).....	1	10	219293	Collar, Alignment - Concentric	2
	219285	Frame Bracket (Curbside)	1	11	219294	Pivot Bolt Kit	2
3	219286	Frame Bracket Channel.....	1		219295	Pivot Bushing Kit.....	2
4	219827	Air Spring	2	12	219296	Spacers, Bushing Tube.....	4
5	219288	Air Spring Mounting Plate	2		219297	Spacer Kit, Bushing	2
6	219289	Spacer, Plastic 1 1/8"	2	13	219298	Absorber, Shock	2
7	219290	Spacer Assembly, Air Spring.....	2		219302	Strap Kit, Shock	2
8	219291	Mounting Kit, Air Spring	2	14	219299	Bolt Kit, Shock Absorber.....	2
				15	219300	Shock Spacer Assembly.....	2

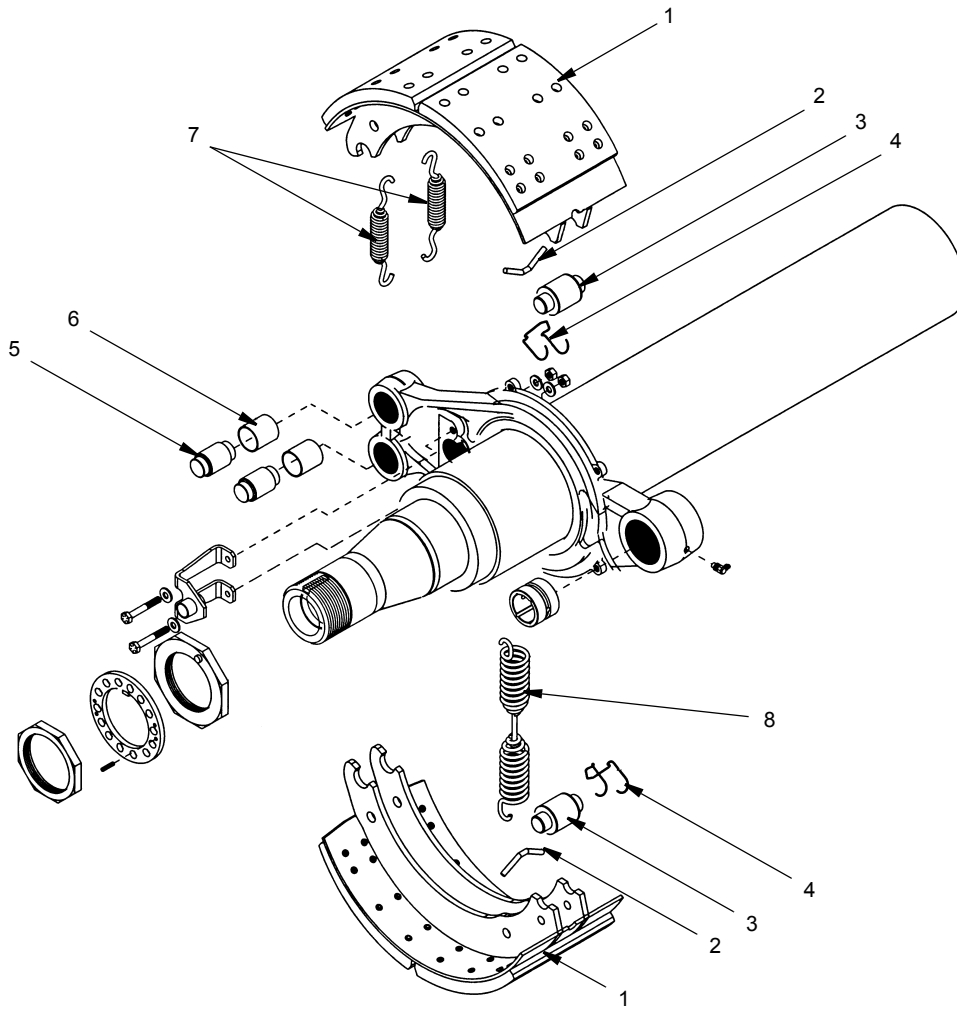
WHEN ORDERING PARTS, SPECIFY MODEL NUMBER, SERIAL NUMBER AND DESCRIPTION OF PARTS REQUIRED



BOOM DOLLY SUSPENSION

DATE: Revised 11-2005
 MODEL: T780
 PAGE 50.5

GROUP
50



REF	PART NO.	DESCRIPTION	QTY	REF	PART NO.	DESCRIPTION	QTY
	219311	Brake Shoe Kit.....	1		219313	Brake Major Overhaul Kit.....	1
1	NSS	Brake Shoe	2	1	NSS	Brake Shoe	2
2	NSS	Return Spring Pin.....	2	2	NSS	Return Spring Pin.....	2
3	NSS	Brake Shoe Roller.....	2	3	NSS	Brake Shoe Roller.....	2
4	NSS	Roller Retainer	2	4	NSS	Roller Retainer	2
	219312	Brake Minor Overhaul Kit.....	1	5	NSS	Anchor Pin.....	2
2	NSS	Return Spring Pin.....	2	6	NSS	Anchor Pin Bushing.....	2
3	NSS	Brake Shoe Roller.....	2	7	NSS	Brake Retaining Spring	2
4	NSS	Roller Retainer	2	8	NSS	Brake Return Spring.....	1
5	NSS	Anchor Pin	2				
6	NSS	Anchor Pin Bushing	2				
7	NSS	Brake Retaining Spring	2				
8	NSS	Brake Return Spring.....	1				

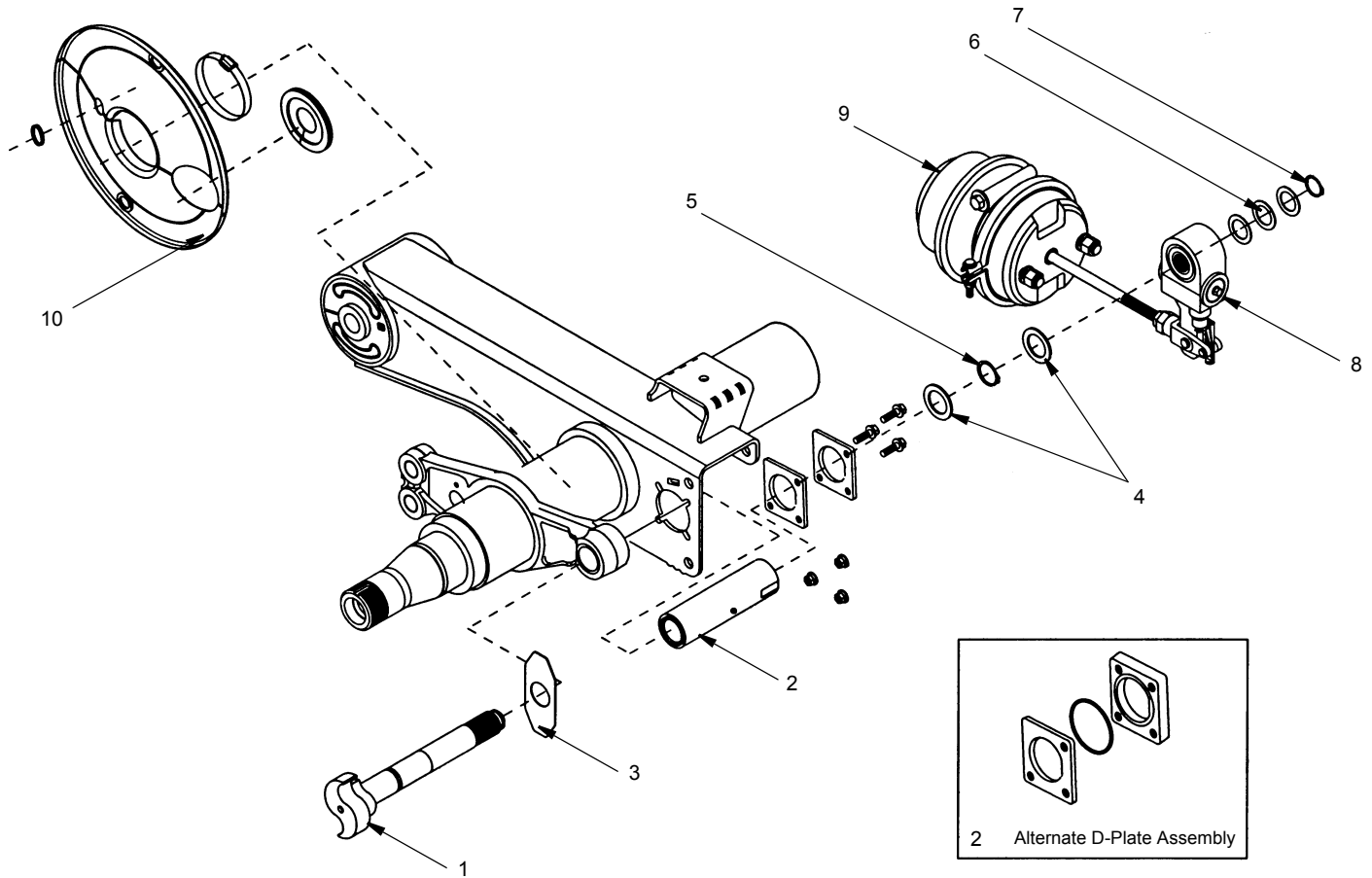
WHEN ORDERING PARTS, SPECIFY MODEL NUMBER, SERIAL NUMBER AND DESCRIPTION OF PARTS REQUIRED



BOOM DOLLY SUSPENSION

DATE: Revised 11-2005
 MODEL: T780
 PAGE 50.6

GROUP
50



REF	PART NO.	DESCRIPTION	QTY
1	219305	S-Cam. Left Hand 28 Spline	1
	219306	S-Cam, Right Hand 28 Spline	1
2	219307	Cam Tube Replacement Kit	2
8	219309	Slack Adjuster Kit	2
9	219310	Brake Chamber	2
10	219316	Clamp On Dust Shield	1

REF	PART NO.	DESCRIPTION	QTY	REF	PART NO.	DESCRIPTION	QTY
	219314	<i>Axle S-Cam Major Overhaul Kit</i>			219315	<i>Wheel S-Cam Major Overhaul Kit</i>	
3	NSS	Outer Cam Washer	2	3	NSS	Outer Cam Washer	1
4	NSS	S-Cam Journal Washer	4	4	NSS	S-Cam Journal Washer	2
5	NSS	Retaining Ring	2	5	NSS	Retaining Ring	1
6	NSS	Spline Inner Washer	6	6	NSS	Spline Inner Washer	3
7	NSS	Spline Retaining Ring	2	7	NSS	Spline Retaining Ring	1
11*	NSS	Spider Seal	4	11*	NSS	Spider Seal	4
12*	NSS	Spider Cam Shaft Bushing	2	12*	NSS	Spider Cam Shaft Bushing	2
13*	NSS	Spider Camshaft Bushing	2	13*	NSS	Spider Camshaft Bushing	2
14*	NSS	Roller Retainer	2	14*	NSS	Roller Retainer	2

* ITEMS 11 TO 14 ARE NOT SHOWN IN THE ILLUSTRATION

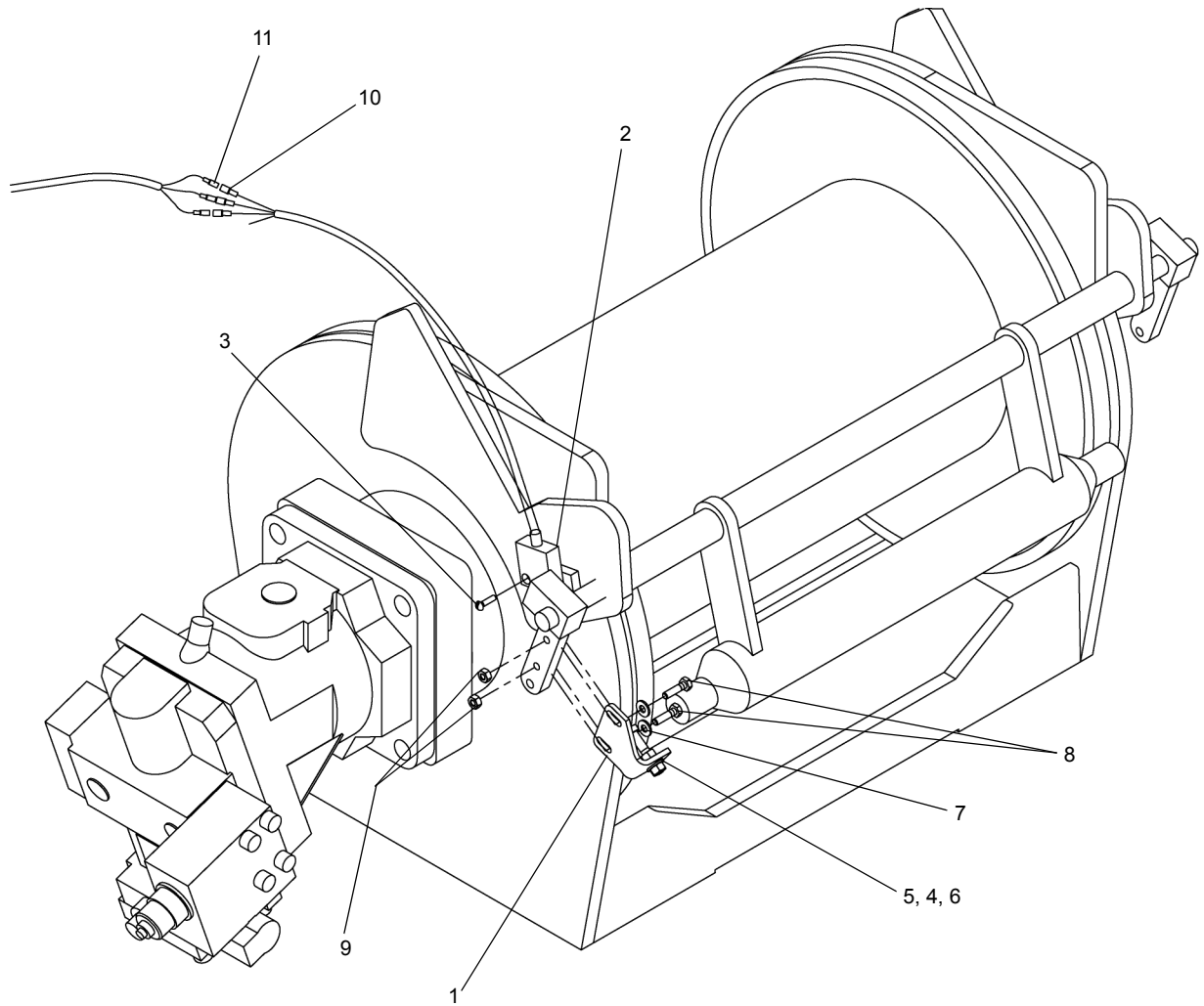
WHEN ORDERING PARTS, SPECIFY MODEL NUMBER, SERIAL NUMBER AND DESCRIPTION OF PARTS REQUIRED



BOOM DOLLY SUSPENSION

DATE: Revised 11-2005
 MODEL: T780
 PAGE 50.7

GROUP
50



<u>REF</u>	<u>PART NO.</u>	<u>DESCRIPTION</u>	<u>QTY</u>
	717A1180 (Rev 00)	3RD Wrap Indicator	
1	712 0347	Bracket.....	1
2	442 2201	Switch	1
3	1202-6	10-24NC X 0.75 Screw	2
4	1209-3	5/16 Flat Washer	2
5	1205-25	5/16-18NC Nut.....	2
6	1200-37	5/16-18NC X 1.75 GD5.....	1
7	1209-2	1/4 Flat Washer	2
8	1200-3	1/4-20NC X 1.00 GD5.....	2
9	1205-23	1/4-20NC Lock Nut	2
10	1223-940	0.250 Female Terminal.....	3
11	1223-941	0.250 Male Terminal	3

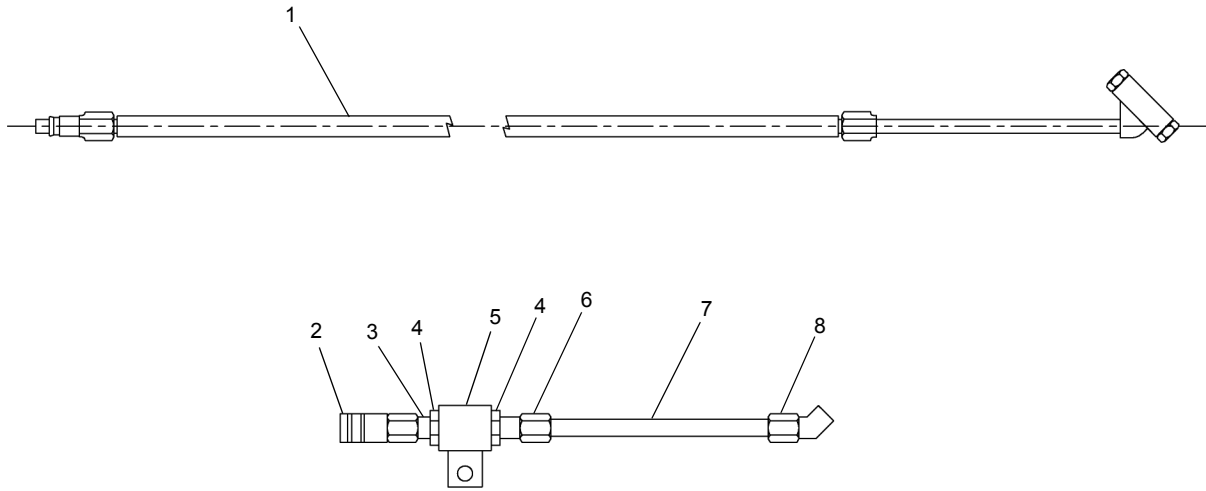
WHEN ORDERING PARTS, SPECIFY MODEL NUMBER, SERIAL NUMBER AND DESCRIPTION OF PARTS REQUIRED



3RD WRAP INDICATOR (MAIN/AUX WINCH)

DATE: Released 05-2013
 MODEL: T780
 PAGE 50.8

GROUP
50



REF	PART NO.	DESCRIPTION	QTY
	717A1263 (Rev 00)	<i>Kit, Tire Inflation</i>	
1	714A1634	Hose Assembly	1
2	707 5721	Coupler	1
3	1219-954	Nipple	1
4	12019-181	Bushing	2
5	F52273	Coupling	1
6	12019-397	Connector	1
7	12203-27	Tube 3/8	1
8	12019-413	Elbow	1

WHEN ORDERING PARTS, SPECIFY MODEL NUMBER, SERIAL NUMBER AND DESCRIPTION OF PARTS REQUIRED



KIT, TIRE INFLATION

DATE: Released 05-2013
 MODEL: T780
 PAGE 50.9

GROUP
50



REF	PART NO.	DESCRIPTION	QTY
	714A1634 (Rev 00)	Air Hose	
1	707 5720	Nipple, 1/4" NPT	1
2	714 1635	Hose, Air	1
3	707 5722	Chuck, Air, 1/4" NPT	1

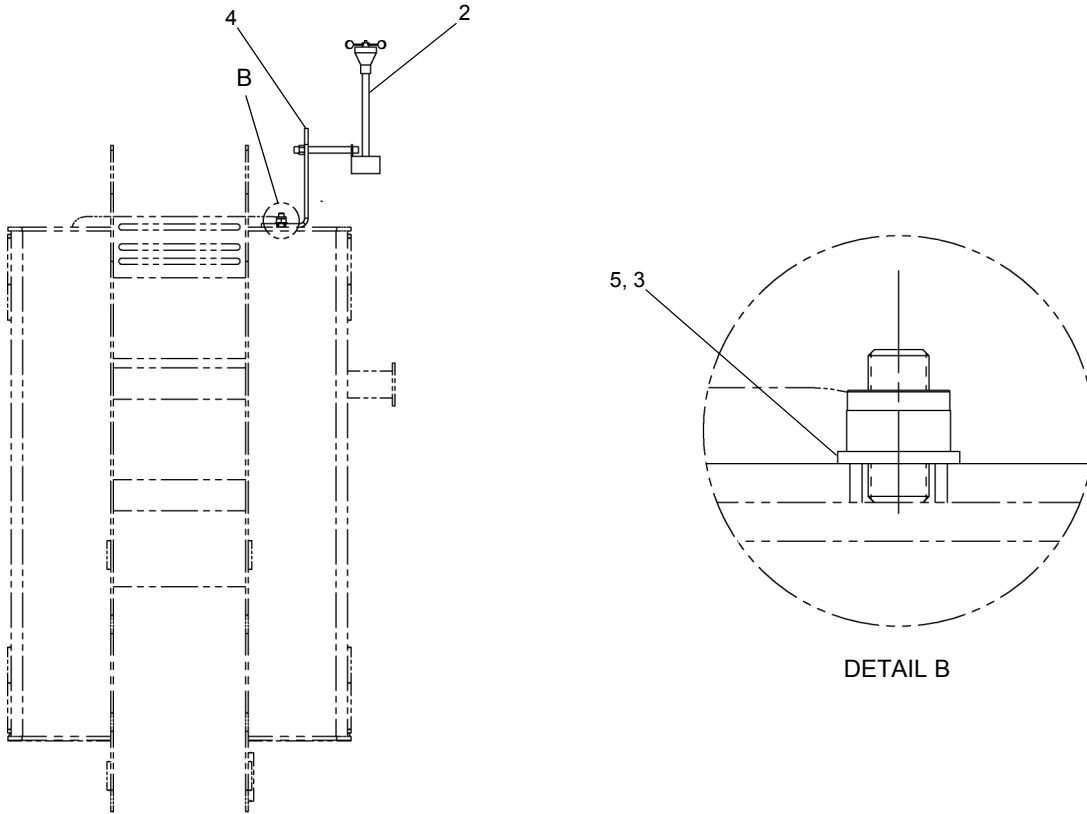
WHEN ORDERING PARTS, SPECIFY MODEL NUMBER, SERIAL NUMBER AND DESCRIPTION OF PARTS REQUIRED



AIR HOSE ASSEMBLY

DATE: Released 05-2013
 MODEL: T780
 PAGE 50.10

GROUP
50



<u>REF</u>	<u>PART NO.</u>	<u>DESCRIPTION</u>	<u>QTY</u>
	T103540 (Rev B)	<i>Wind Speed Sensor</i>	
1*	714-1695	Wind Speed Display	1
2	714-1696	Wind Speed Sensor.....	1
3	NYM-10CM000-Y8	HEX Nut, Nylon Insert Metric.....	2
4	T128170	Mounting Bracket.....	1
5	WMF-010X000-20	WSH, Flat M10 DIN125, ST Z	2

* ITEM 1 IS NOT SHOWN IN THE ILLUSTRATION

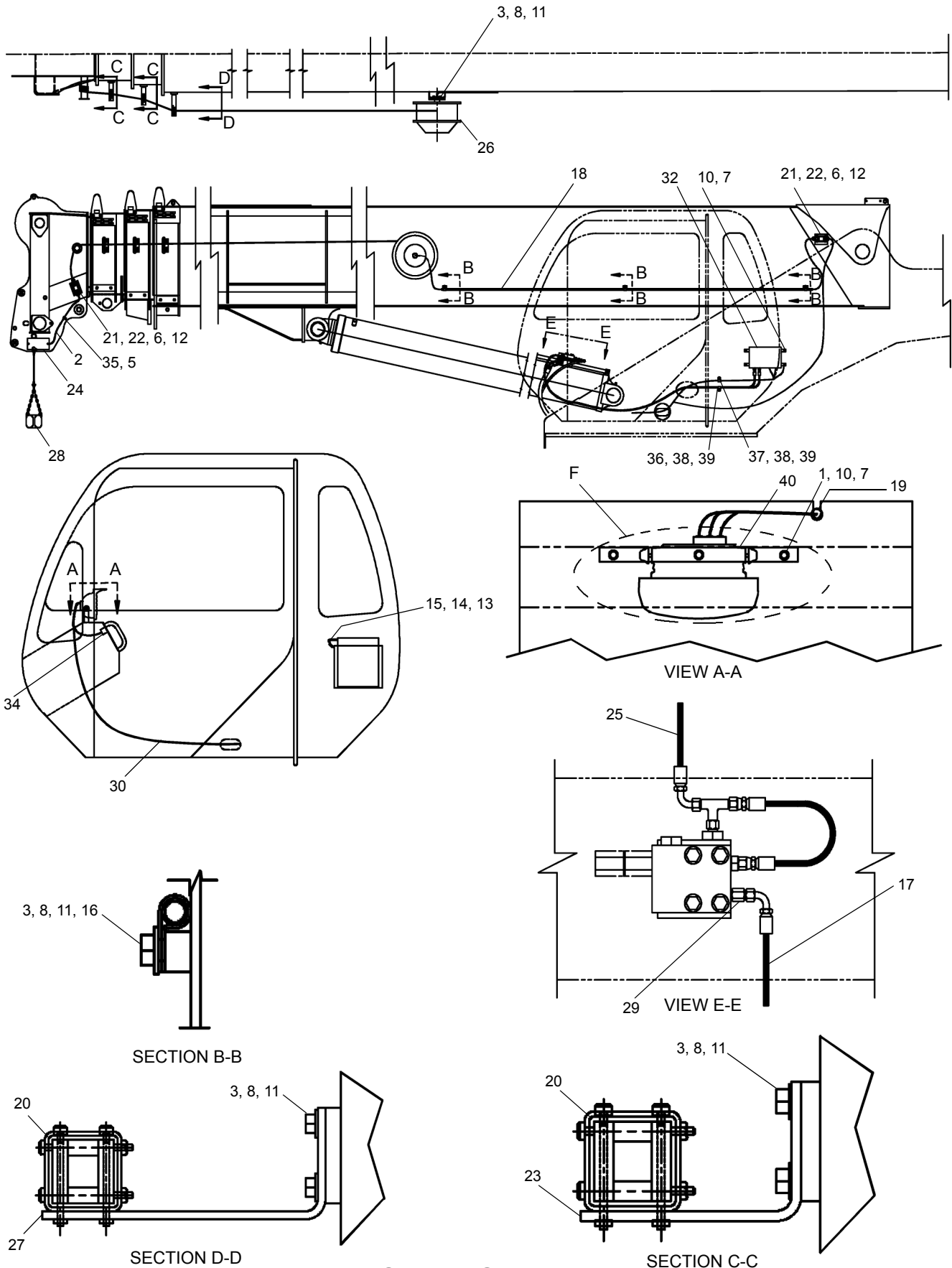
WHEN ORDERING PARTS, SPECIFY MODEL NUMBER, SERIAL NUMBER AND DESCRIPTION OF PARTS REQUIRED



WIND SPEED SENSOR

DATE: Released 05-2013
 MODEL: T780
 PAGE 50.11

GROUP
50



SEE PAGE 52.2

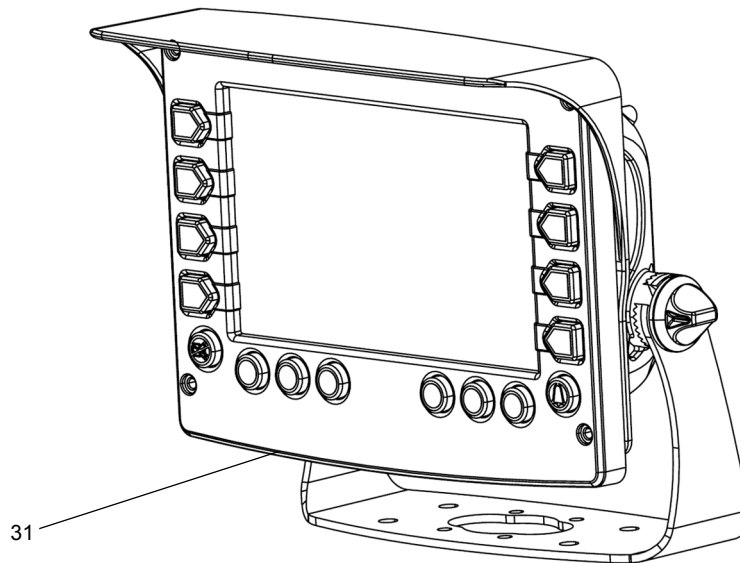
WHEN ORDERING PARTS, SPECIFY MODEL NUMBER, SERIAL NUMBER AND DESCRIPTION OF PARTS REQUIRED



**RCL ASSY (ORPS)
(OPTION 1)**

DATE: Revised 12-2014
MODEL:T780
PAGE 52.1

**GROUP
52**



DETAIL F

SEE PAGE 52.1

REF	PART NO.	DESCRIPTION	QTY	REF	PART NO.	DESCRIPTION	QTY
	T118470 (Rev E)	RCL Assembly					
1	SHF-250C750-25	Capscrew, 0.25UNC X 0.75	3	20	707A4669	Guide, Roller.....	3
2	T116674	Cable	24	21	T127374	Base, Weidmuller	2
3	SHF-375C750-25	Capscrew, 0.38UNC X 0.75	10	22	T127379	Hood, Weidmuller	2
4*	SHF-500C750-25	Capscrew, 0.50UNC X 0.75	2	23	709 7820	Bracket	2
5	T141429	Jiffy Clip 5/16 DIA.....	1	24	714 0621	Switch	1
6	1202-29	Screw, Slotted Cheese.....	8	25	722 0031-103	Hose	1
7	N04-250C000-25	Nut, HEX, 0.25	7	26	717 0778	Reel	1
8	WAW-37WX000-20	Washer, Flat, 0.38	10	27	717 0808	Bracket	1
9*	W07-500X000-20	Washer, Lock, 0.50.....	2	28	717 0882	Counterweight W/Chain ASSY	1
10	W07-250X000-20	Washer, Lock, 0.25.....	7	29	717 1198	Fuse, Velocity	1
11	W07-375X000-20	Washer, Lock, 0.38.....	10	30	T110726	Harness, RCL	1
12	W08-190X000-Y2	Washer, Lock, #10.....	8	31	T122027	Display, RCL	1
13	1212-48	Rivet, Pop.....	1	32	T135335	Computer, RCL.....	1
14	12186-1	Chain.....	40	33*	1222-184	Plastic Tie	3
15	1222-258	Connector.....	1	34	T118425	Horn Assembly, RCL	1
16	1240-68	Clamp, Hose 1/2	3	35	1211-8	Drive Screw	1
17	718 0677-123	Hose.....	1	36	200B2007-59	Clamp	1
18	206F4255	Tube	1	37	200B2007-6	Clamp	1
19	442 6316	Grommet	1	38	W07-312X000-20	Washer, Lock	2
				39	N04-312C000-25	Nut, HEX, .31.....	2
				40	T122075	Mounting, Plate.....	1

* ITEMS 4, 9 & 33 ARE NOT SHOWN IN THE ILLUSTRATION

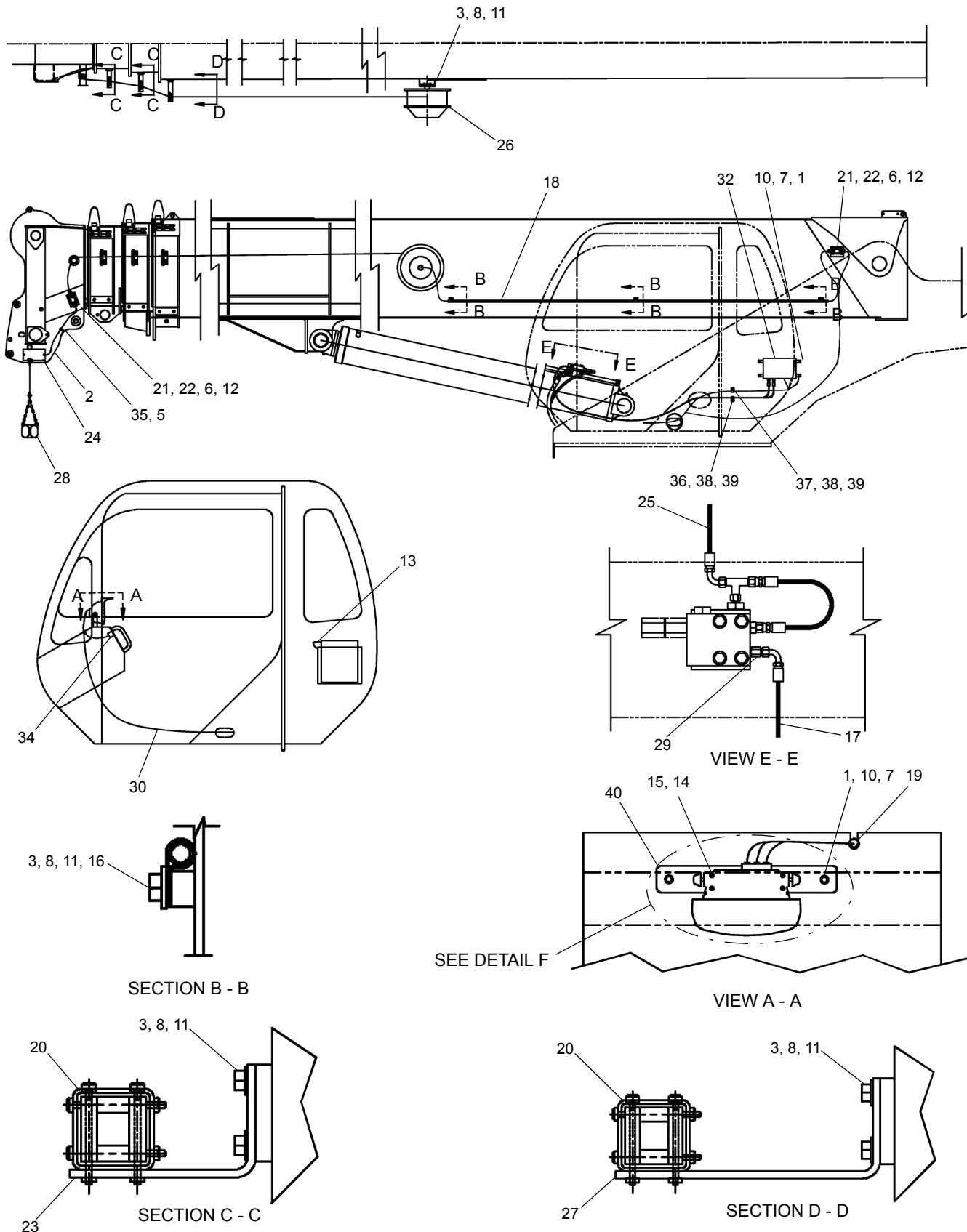
WHEN ORDERING PARTS, SPECIFY MODEL NUMBER, SERIAL NUMBER AND DESCRIPTION OF PARTS REQUIRED



**RCL ASSY (ORPS)
(OPTION 1)**

DATE: Revised 12-2014
MODEL:T780
PAGE 52.2

**GROUP
52**



SEE PAGE 52.4

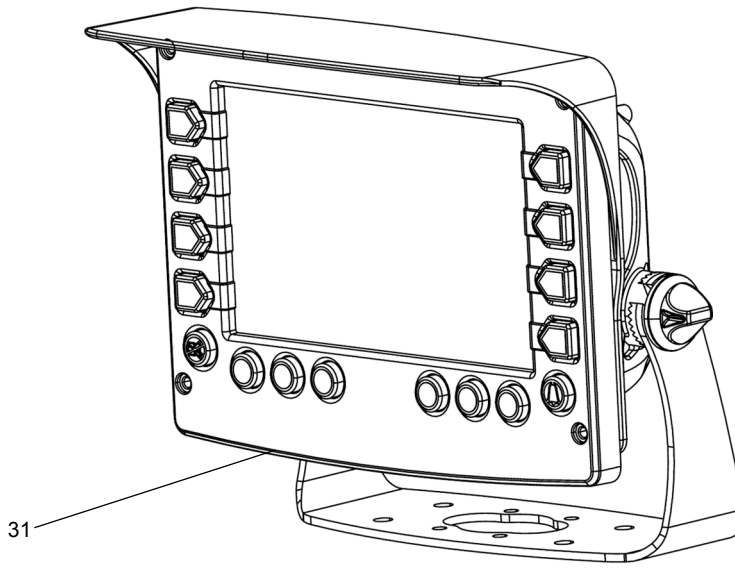
WHEN ORDERING PARTS, SPECIFY MODEL NUMBER, SERIAL NUMBER AND DESCRIPTION OF PARTS REQUIRED

TEREX
P/N 12261-690

**RCL ASSY (ORPS)
(OPTION 2)**

DATE: Revised 12-2014
MODEL: T780
PAGE 52.3

**GROUP
52**



DETAIL F

SEE PAGE 52.3

<u>REF</u>	<u>PART NO.</u>	<u>DESCRIPTION</u>	<u>QTY</u>	<u>REF</u>	<u>PART NO.</u>	<u>DESCRIPTION</u>	<u>QTY</u>
T122123 (Rev E) RCL Assembly							
1	SHF-250C750-25	Capscrew, 0.25UNC X 0.75.....	6	20	707A4669	Guide, Roller	3
2	T116674	Cable	24	21	T127374	Base, Weidmuller	2
3	SHF-375C750-25	Capscrew, 0.38UNC X 0.75.....	10	22	T127379	Hood, Weidmuller.....	2
4*	SHF-500C750-25	Capscrew, 0.50UNC X 0.75.....	2	23	709 7820	Bracket.....	2
5	1240-10	Clip.....	1	24	714 0621	Switch	1
6	1202-29	Screw, Slotted Cheese	8	25	722 0031-103	Hose.....	1
7	N04-250C000-25	Nut, HEX, 0.25.....	6	26	717 0778	Reel.....	1
8	WAW-37WX000-20	Washer, Flat, 0.38.....	10	27	717 0808	Bracket.....	1
9*	W07-500X000-20	Washer, Lock, 0.50.....	2	28	717 0882	Counterweight W/Chain ASSY.....	1
10	W07-250X000-20	Washer, Lock, 0.25.....	6	29	717 1198	Fuse, Velocity.....	1
11	W07-375X000-20	Washer, Lock, 0.38.....	10	30	T121904	Harness, RCL.....	1
12	W08-190X000-Y2	Washer, Lock, #10.....	8	31	T122027	Display, RCL.....	1
13	1212-48	Rivet, Pop.....	1	32	T135335	Computer, RCL	1
14	WAH-25NX000-Y2	Washer, FL HRD A-NRW 0.25, ST YZ.....	4	33*	1222-184	Plastic Tie.....	3
15	SL5-250C250-20	Screw, CR RND MS 0.25-20X0.25, ST Z.....	4	34	T118425	Horn Assembly, RCL.....	1
16	1240-68	Clamp, Hose 1/2.....	3	35	1211-8	Drive Screw.....	1
17	718 0677-123	Hose	1	36	200B2007-59	Clamp.....	1
18	206F4255	Tube.....	1	37	200B2007-6	Clamp.....	1
19	442 6316	Grommet.....	1	38	W07-312X000-20	Washer, Lock	2
				39	N04-312C000-25	Nut, HEX, .31	2
				40	T122075	Plate, Mounting	1

* ITEMS 4, 9 & 33 ARE NOT SHOWN IN THE ILLUSTRATION

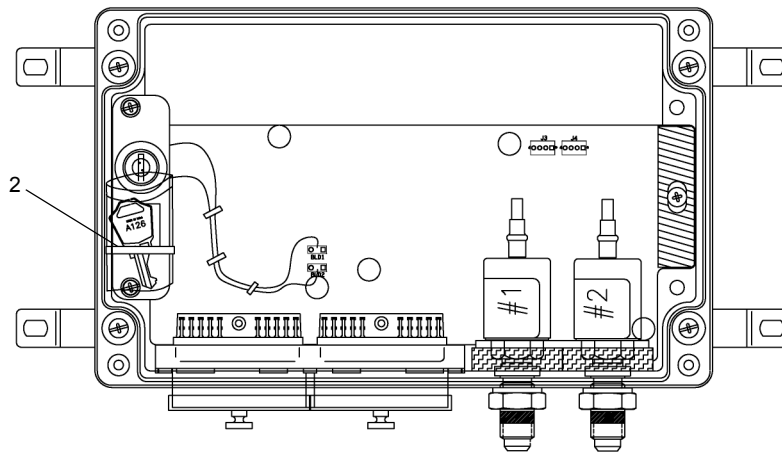
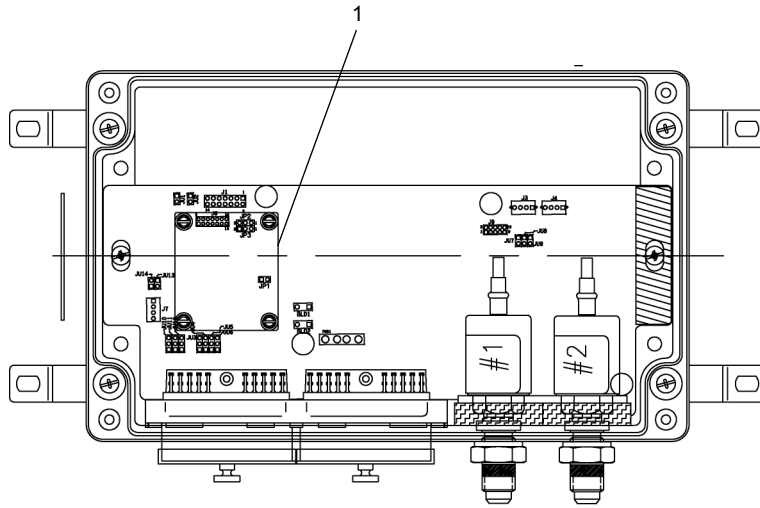
WHEN ORDERING PARTS, SPECIFY MODEL NUMBER, SERIAL NUMBER AND DESCRIPTION OF PARTS REQUIRED



**RCL ASSY (ORPS)
(OPTION 2)**

DATE: Revised 12-2014
MODEL:T780
PAGE 52.4

**GROUP
52**



REF	PART NO.	DESCRIPTION	QTY
	T135335 (Rev A)	Computer, W/Data Recorder	
1	223284	PCB ASSY Daughter Card Can Dataloger 64K ATMEL.....	1
2	222417	Secure Bag Of Keys	1


WHEN ORDERING PARTS, SPECIFY MODEL NUMBER, SERIAL NUMBER AND DESCRIPTION OF PARTS REQUIRED



COMPUTER WITH DATA RECORDER

DATE: Revised 10-2014
 MODEL:T780
 PAGE 52.5

GROUP
52



<u>REF</u>	<u>PART NO.</u>	<u>DESCRIPTION</u>	<u>QTY</u>
	717 0778 (Rev 00)	<i>Reeling Drum, RCL 510</i>	
1	216651	Base Plate Assembly	1
1A	216652	Potentiometer, Extension	1
1B	216946	Potentiometer, Angle	-
2	216653	Slip Ring	1
3	216654	O-Ring	1
4	216655	Cover Assembly	1
5	216656	Screw	12
6	216657	Cable, Tail	1
7	216658	Ext. Cable Assembly	1

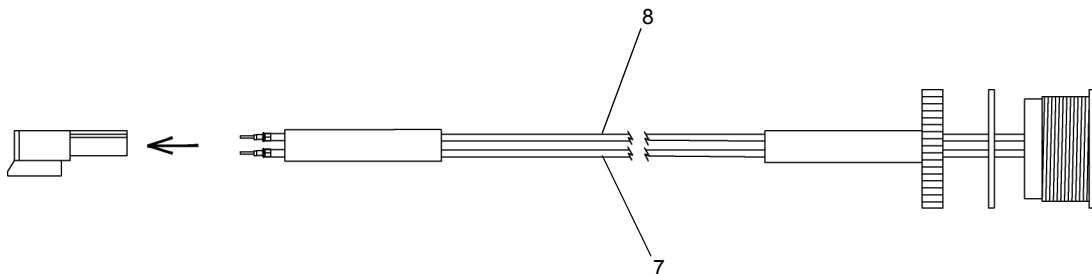
WHEN ORDERING PARTS, SPECIFY MODEL NUMBER, SERIAL NUMBER AND DESCRIPTION OF PARTS REQUIRED



**GREER RCL 510
REEL**

DATE: Released 05-2013
MODEL:T780
PAGE 52.6

**GROUP
52**



<u>REF</u>	<u>PART NO.</u>	<u>DESCRIPTION</u>	<u>QTY</u>
	T118425 (Rev A)	Horn Assembly, RCL	
1*	223133	Horn Loud Tone 7VDC-15VDC, Floydbell SP-811A	1
2*	223134	Heatshrink Tubing 1/8".....	9 IN
3*	223135	Heatshrink Tubing 1/4".....	11 IN
4*	223136	Connector Receptacle DEUTSCH DTM04-2P Uses 223137 Terminal, P041458.....	1
5*	223137	Connector Secondary Lock 2-Way, DEUTSCH	1
6*	223138	Connector Terminal (M) 20-24 GA, DEUTSCH 0460-202-20141	2
7	223139	Wire 22AWG Black, PVC Hook-up Wire.....	14 IN
8	223140	Wire 22AWG Red, PVC Hook-up Wire.....	14 IN

* ITEMS 1 TO 6 ARE NOT SHOWN IN THE ILLUSTRATION

WHEN ORDERING PARTS, SPECIFY MODEL NUMBER, SERIAL NUMBER AND DESCRIPTION OF PARTS REQUIRED

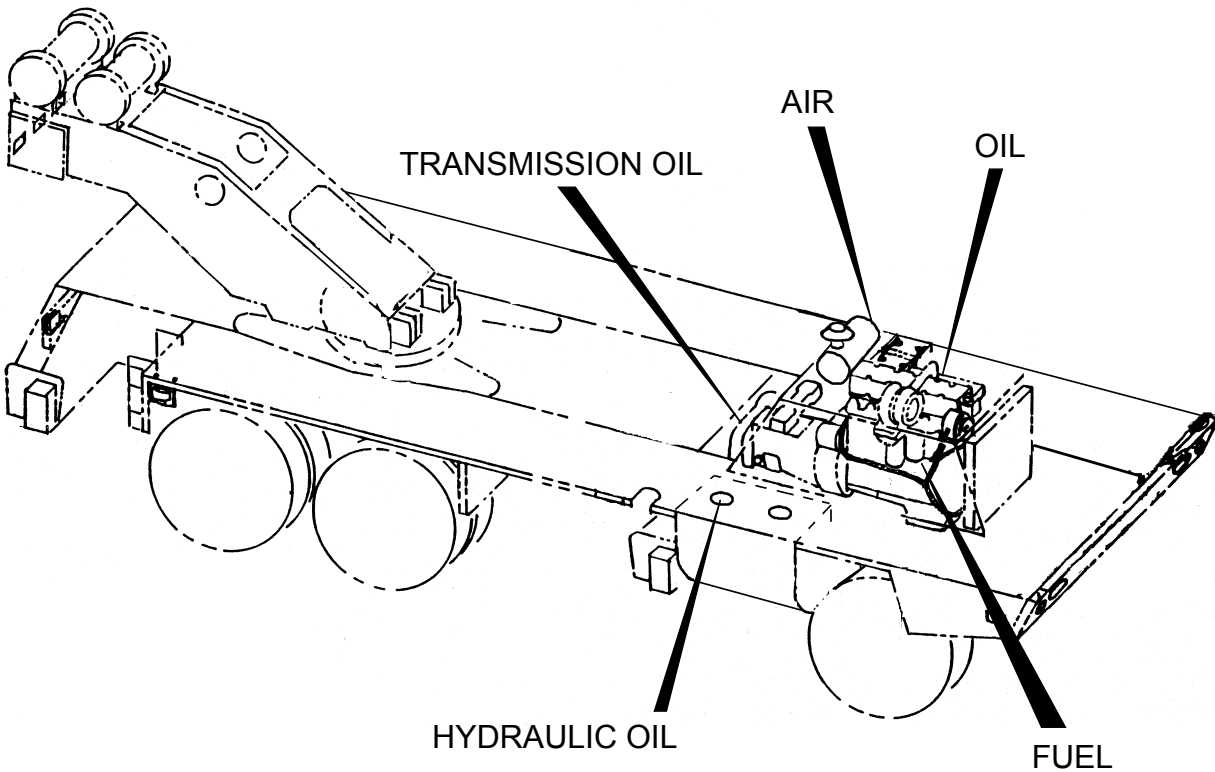


HORN ASSEMBLY, RCL

DATE: Released 05-2013
 MODEL:T780
 PAGE 52.7

GROUP
52

FILTER (EXPORT - DETROIT)



<u>Item</u>	<u>Terex Service Part No.</u>	<u>Filter Description</u>	<u>Qty</u>
1	219317	Fuel Filter Element (Secondary Suction Side)	1
2	219949	Fuel Primary Filter	1
3	218624	Engine Oil Filter	1
4	216687	Air Cleaner Safety Element	1
5	219950	Air Filter	1
6	225880	Transmission Filter Element	1
7	225611	Transmission Oil Filter	1

Note: 1. Filters 1 thru 5 are used with engine 717-1278 (Detroit Tier 3 engine).
 2. Filters 6 and 7 are used with transmission 722-0020 (used with engine 717-1278).

WHEN ORDERING PARTS, SPECIFY MODEL NUMBER, SERIAL NUMBER AND DESCRIPTION OF PARTS REQUIRED



FILTER SPECIFICATIONS EXPORT

DATE: Revised 12-2014
 MODEL: T780
 PAGE 54.1

GROUP
54

FILTER (EXPORT - DETROIT)

<u>Item</u>	<u>Terex Service Part No.</u>	<u>Filter Description</u>	<u>Qty</u>
1	219317	Fuel Filter Element (Secondary Suction Side)	1
2	219949	Fuel Primary Filter	1
3	218624	Engine Oil Filter	1
4	216687	Air Cleaner Safety Element	1
5	219950	Air Filter	1
6	219905	Transmission Oil Filter (AUTO) Allison	2

- Note:**
1. Filters 1 thru 5 are used with engine T122719 (Detroit Tier 3 engine).
 2. Filter 6 is used with transmission 718 0978 (used with engine T122719).

WHEN ORDERING PARTS, SPECIFY MODEL NUMBER, SERIAL NUMBER AND DESCRIPTION OF PARTS REQUIRED



FILTER SPECIFICATIONS EXPORT

DATE: Revised 12-2014
MODEL: T780
PAGE 54.2

GROUP
54

FILTER (DOMESTIC - CUMMINS)

<u>Item</u>	<u>Terex Service Part No.</u>	<u>Filter Description</u>	<u>Qty</u>
1	225328	Oil Filter-Engine	1
2	225329	Fuel Filter (Primary Side)	1
3	222679	Aftertreatment DEF Dosing Unit Filter	1
4	225330	Crankcase Breather Element	1
5	225880	Transmission Filter Element	1
6	225611	Transmission Oil Filter	1

- Note:** 1. Filters 1 thru 4 are used with engine T125439 (Cummins ISX15, 500HP engine).
 2. Filters 5 and 6 are used with transmission 722-0020 (used with engine T125439).

<u>Item</u>	<u>Terex Service Part No.</u>	<u>Filter Description</u>	<u>Qty</u>
1	225328	Oil Filter-Engine	1
2	225329	Fuel Filter (Primary Side)	1
3	222679	Aftertreatment DEF Dosing Unit Filter	1
4	225330	Crankcase Breather Element	1
5	219905	Transmission Oil Filter (AUTO) Allison	2

- Note:** 1. Filters 1 thru 4 are used with engine T125882 (Cummins ISX15, 500HP engine).
 2. Filters 5 is used with transmission T104893 (used with engine T125882).

WHEN ORDERING PARTS, SPECIFY MODEL NUMBER, SERIAL NUMBER AND DESCRIPTION OF PARTS REQUIRED



FILTER SPECIFICATIONS DOMESTIC

DATE: Revised 12-2014
 MODEL: T780
 PAGE 54.3

GROUP
54

RECOMMENDED SPARE PARTS FOR EXPORT

REF	PART NO.	DESCRIPTION	QTY	REF	PART NO.	DESCRIPTION	QTY
Seal Kits & Cylinders							
1	718 0728	Outrigger Jack Cylinder	1	41	1223-1037	SW Rocker PTO On.....	1
2	217235	Seal Kit Special Soft for 718 0728 ..	1	42	12019-731	Air Switch	1
3	718 0001	Upper Outrigger Cylinder	2	43	1223-1050	SW Rocker MOM On/Off.....	2
4	216993	Seal Kit for 718 0001	1	44	1223-1033	SW Rocker Cruise ON	1
5	718 0879	Cylinder, Jack	1	45	1223-1034	SW Rocker Set Cruise	1
6	222065	Kit Seal 6.000 4.500 AN for 718 0879.....	1	46	1223-1032	SW Rocker Engine Brake	1
7	T121256	Cylinder Assembly	2	47	1223-1031	SW Rocker Heater	1
8	216993	Seal Kit for T121256	1	48	1223-547	Switch, Pressure	3
9	T130267	Jack Cylinder	1	Fuel Tank			
10	227680	Kit, Rebuild for T130267	1	1	1245-186	Sender, Fuel.....	2
11	711 0236-1	Jack Cylinder	1	Outrigger Beam			
12	219873	Kit Seal 5.000 3.750 for 711 0236-1.....	1	1	718 0620	Wear Pad	6
13	718 0157	Cylinder - Counterweight	6	Outrigger Valves			
14	218711	Seal-Kit for 718 0157	1	1	708-2210	Valve, Outrigger	8
15	721 0023	Cylinder, Boom Extend	1	2	708-2211	Extend-Retract	4
16	222016	Seal Kit 9.000 7.000 for 721 0023 ..	1	Air Line & Brake Assembly			
Switches							
1	441-6834	Proximity Switch.....	1	1	12019-386	Valve Treadle (Brake)	1
2	225739	Neutral Light Switch	1	2	12019-533	Valve Relay R-14	1
3	225742	Reverse Light Switch	1	3	12019-96	Valve, Air.....	3
4	12019-323	Switch Bendix	2	4	1219-213	Valve, Air.....	1
5	T134034	Switch With ABS Indicator Lamp	1	5	T112833	Valve, ABS Air Brake R12.....	2
6	445 1074	Switch Stop Light	2	Steering			
7	225994	Turn Signal Switch	1	1	T122635	Valve, Solenoid	1
8	T122638	Pressure Switch	1	2	T118596	Relay, Solenoid	1
9	1223-1051	Rocker Switch	1	3	1221-19	Pad, Pedal.....	1
10	1223-1036	Rocker Switch	2	4	445 1075	Valve Air Brake (Allied 1083)	1
11	1223-1070	Pressure Switch	2	Lower Hydraulics			
12	218890	Otto SW	2	1	720-0441	Valve, Diverter.....	1
13	1223-1025	SPST Toggle Switch	1	Hydraulic Tank			
14	219733	Switch, Thermostat 24" Preset.....	3	1	434-4020	Gauge Level.....	1
15	223823	Switch, 12V Rocker W/Snowflake... 1	1	2	708-6449	Filter, Return	2
16	1223-945	Switch	12	3	709-7783	Filter, Suction	1
17	719 0201	Switch, Swing Lock	1	Upper Hydraulics			
18	1223-997	SW, Rocker OUTRIG	2	1	722 0060	Valve, Swing	1
19	1223-998	SW, Rocker OUTRIG	2	2	T124760	Valve, Winch	1
20	1223-1002	SW Rocker Defrost	1	Upper Cabin			
21	1223-1030	SW Rocker Washer	2	1	216744	WJ 2-Speed Motor Kit W/ Hardware (12V).....	3
22	1223-1029	SW Rocker Wiper	2	2	216940	Blade, Black Wide, 20" Flex.....	2
23	1223-981	Switch, Push-Pull	2	3	216745	Flex Blade, 28" - Black	1
24	1223-858	Switch, Ignition Poll.....	2	4	216852	Wiper Motor Assembly	1
25	1223-1011	SW Rocker Lights	2	5	216854	Flex Blade, 18"	2
26	1223-1012	SW Work Lights	1				
27	1223-1044	SW Rocker FRT Jack	1				
28	1223-996	SW Rocker or Master.....	1				
29	1223-1026	Switch, Beacon	2				
30	1223-903	Rocker Switch	2				
31	709 7821	Switch	2				
32	223076	Switch Bracket	1				
33	219751	Switch Plate	1				
34	442 2201	Switch	2				
35	714 0621	Switch	2				
36	T130551	Switch, Revguard Speed	1				
37	T109500	E-Stop Switch	1				
38	717 0744	Air Switch	1				
39	1223-885	Switch, Dimmer.....	1				
40	1223-1060	Switch, Pressure.....	1				

WHEN ORDERING PARTS, SPECIFY MODEL NUMBER, SERIAL NUMBER AND DESCRIPTION OF PARTS REQUIRED



RECOMMENDED SPARE PARTS LIST (EXPORT)

DATE: Revised 01-2015
MODEL: T780
PAGE 55.1

GROUP
55

RECOMMENDED SPARE PARTS FOR EXPORT

REF	PART NO.	DESCRIPTION	QTY	REF	PART NO.	DESCRIPTION	QTY
Seat Assembly				Boom Assembly Parts			
1	719 0947	Single Lever Dual Axis Joystick, Right.....	1	1	T124759	Valve, Boom/TELE	1
2	719 0948	Single Lever Dual Axis Joystick, Left	1	2	721A0092	Sheave-Bushing ASSY.....	1
3	719 0922	Dual Lever Single Axis Joystick, Right.....	1	3	712 0086	Wear Pad.....	6
4	719 0923	Dual Lever Single Axis Joystick, Left	1	4	709 6672	Wear Pad.....	16
				5	709 7257	Wear Pad.....	6
				6	709 7767	Wear Bar	6
				7	721 0217-2	Wear Pad.....	1
				8	709 7269	Wear Pad.....	6
				9	721 0217-1	Wear Pad.....	1
				10	721 0107	Wear Pad.....	8
				11	721 0217-3	Wear Pad.....	3
				12	721 0108	Wear Pad.....	1
				13	709 7279	Wear Pad.....	6
				14	721 0240	Wear Pad.....	6
				15	721A0358	Sheave 3/4"	2
				16	721A0088	Sheave W/Bushing	1
Decals				Jib Assembly			
1	12400-1509	Decal, Burn Hazard	1	1	707F8530	Pin	8
2	12400-1517	Decal, Danegr Crush.....	2	2	709 7290	Pin	8
3	T120073	Decal, Electrocuton	2	3	708 0260	Shim	6
4	12260-524	Decal, Hand Signal	1	4	709 7298	Shim	6
5	12400-1507	Decal, Entaglement.....	2	5	709 7297	Shim	2
6	12260-75	Decal, HYD Oil	1	6	710 0052	Shim	2
7	12400-1514	Decal, O.R. Crush Hazard.....	8	7	707 8788	Shim 16 GA	2
8	12400-2019	Decal, Ultra Low Sulfur Diesel Fuel Only.....	1	8	707 4058	Shim	8
9	12400-1505	Decal, Danger Tail Swing.....	2	9	709 7384	Wear Pad.....	1
10	12400-1508	Decal, Diesel Fuel	1	10	709 1564	Wear Pad.....	2
11	12400-1503	Decal, Skin Injection.....	1	11	718-0225	Sheave, 0.75 DIA Rope.....	1
12	12400-1506	Decal, Fan Warning	1				
13	12400-1504	Decal, Hot Fluids.....	1	General Parts			
14	12260-96	Decal PCSAs	1	1	718 0584	Valve, Hold	1
				2	222417	Secure Bag Of Keys.....	1
				3	718 0139	Sheave Pin	Ref
Lights							
1	220586	Clearance Light	3				
2	220641	Thumper Light	2				
3	1223-864	Stop-Turn Light	6				
4	1223-866	Light Grommet 4"	4				
5	1223-867	Light Sealed Beam	2				
6	420 4411	Red Clearance Light	2				
7	420 4412	Yellow Clear Light	2				
8	1223-1067	Light	6				
9	420 4974	Light, Strobe	1				
10	1223-505	Light, Amber	1				
11	707 5460	Spotlight BALAMP 7301506.....	1				
Fuse, Breaker & Relay Box							
1	717 1198	Fuse, Velocity.....	2				
2	225323	Fuse 1 AMP	Ref				
3	219190	Fuse 5 AMP	Ref				
4	1246-18	Relay	1				
5	T118594	Circuit Breaker	1				
6	1223-662	Circuit Breaker	1				
7	441 6828	Relay, 12V.....	14				

Note: ALL major components and repair parts for them must be verify with TEREX USA LLC prior to ordering to confirm information. This Spare Parts list is the Stanadard listing and all components may not be known until unit leaves production.

WHEN ORDERING PARTS, SPECIFY MODEL NUMBER, SERIAL NUMBER AND DESCRIPTION OF PARTS REQUIRED

 <p>TEREX P/N 12261-690</p>	<p>RECOMMENDED SPARE PARTS LIST (EXPORT)</p>	DATE: Revised 01-2015	<p>GROUP 55</p>
		MODEL: T780	
		PAGE 55.2	

RECOMMENDED SPARE PARTS FOR DOMESTIC

REF	PART NO.	DESCRIPTION	QTY	REF	PART NO.	DESCRIPTION	QTY
Seal Kits & Cylinders							
1	718 0728	Outrigger Jack Cylinder	1	41	1223-1030	SW Rocker Wiper.....	2
2	217235	Seal Kit Special Soft for 718 0728 ..	1	43	1223-1033	SW Rocker Cruise ON	1
3	718 0001	Upper Outrigger Cylinder	2	44	1223-1034	SW Rocker Set Cruise	1
4	216993	Seal Kit for 718 0001	1	45	1223-1032	SW Rocker Engine Brake	1
5	718 0879	Cylinder, Jack	1	46	1223-1031	SW Rocker Heater	1
6	222065	Kit Seal 6.000 4.500 AN for 718 0879.....	1	47	1223-547	Switch, Pressure	3
7	T121256	Cylinder Assembly	2	48	1223-1037	SW Rocker PTD On.....	3
8	216993	Seal Kit for T121256	1	49	T134034	Switch With ABS Indicator Lamp	1
9	T130267	Jack Cylinder	1	Fuel Tank			
10	227680	Kit, Rebuild for T130267	1	1	1245-186	Sender.....	1
11	711 0236-1	Jack Cylinder	1	Outrigger Beam			
12	219873	Kit Seal 5.000 3.750 for 711 0236-1.....	1	1	718 0620	Wear Pad	6
13	718 0157	Cylinder - Counterweight	6	Outrigger Valves			
14	218711	Seal-Kit for 718 0157	1	1	708-2210	Valve, Outrigger	6
15	721 0023	Cylinder, Boom Extend	1	2	708-2211	Extend-Retract	3
16	222016	Seal Kit 9.000 7.000 for 721 0023 ..	1	Air Line & Brake Assembly			
Switches							
1	441-6834	Switch - PROX.....	1	1	12019-386	Valve Treadle (Brake)	1
2	225739	Neutral Light Switch	1	2	12019-533	Valve Relay R-14	1
3	225742	Reverse Light Switch	1	3	12019-96	Valve, Air.....	3
4	1223-1029	SW Rocker Wiper	2	4	1219-213	Valve, Air.....	1
5	12019-323	Switch Bendix	2	5	T112833	Valve, ABS Air Brake R12.....	2
6	445 1074	Switch Stop Light	2	Steering			
7	225994	Turn Signal Switch.....	1	1	T122635	Valve, Solenoid	1
8	T122638	Pressure Switch	1	2	T118596	Relay, Solenoid.....	1
9	1223-1051	Rocker Switch	1	3	1221-19	Pad, Pedal.....	1
10	1223-1036	Rocker Switch	2	4	445 1075	Valve Air Brake (Allied 1083)	1
11	1223-1070	Pressure Switch	2	Lower Hydraulics			
12	218890	Otto SW	2	1	720-0441	Valve, Diverter.....	1
13	1223-1025	Switch, SPST Toggle	1	Hydraulic Tank			
14	219733	Switch, Thermostat 24" Preset.....	3	1	434-4020	Gauge Level.....	1
15	223823	Switch, 12V Rocker W/ Snowflake..	1	2	708-6449	Filter, Return	2
16	1223-945	Switch	12	3	709-7783	Filter, Suction	1
17	719 0201	Switch, Swing Lock	1	Upper Hydraulics			
18	1223-997	SW, Rocker OUTRIG	2	1	722 0060	Valve, Swing	1
19	1223-998	SW, Rocker OUTRIG	2	2	T124760	Valve, Winch	1
20	1223-1002	SW Rocker Defrost	1	Upper Cabin			
21	1223-981	Switch, Push-Pull	2	1	216744	WJ 2 Speed Motor Kit W/ Hardware (12V).....	3
22	1223-858	Switch, Ignition Poll.....	2	2	216745	Flex Blade, 28" - Black	1
23	1223-1011	SW Rocker Lights	2	3	216852	Wiper Motor Assembly	1
24	1223-1012	SW Work Lights	1	4	216854	Flex Blade, 18"	1
25	1223-1044	SW Rocker FRT Jack	1	5	216940	Blade, Black Wide, 20" Flex	2
26	1223-996	SW Rocker or Master.....	1				
27	1223-1026	Switch, Beacon	2				
28	1223-903	Rocker Switch	2				
29	709 7821	Switch	2				
30	223076	Switch Bracket	1				
31	219751	Switch Plate	1				
32	442 2201	Switch	3				
33	714 0621	Switch	2				
34	T130551	Switch, Revguard Speed	1				
35	T109500	E-Stop Switch	1				
36	1223-885	Switch, Dimmer.....	1				
37	717 0744	Air Switch	1				
38	1223-1060	Switch, Pressure.....	1				
39	12019-731	Air Switch	1				
40	1223-1081	SW Rocker MOM On/Off	1				

WHEN ORDERING PARTS, SPECIFY MODEL NUMBER, SERIAL NUMBER AND DESCRIPTION OF PARTS REQUIRED



RECOMMENDED SPARE PARTS LIST (DOMESTIC)

DATE: Revised 01-2015
MODEL: T780
PAGE 55.3

GROUP
55

RECOMMENDED SPARE PARTS FOR DOMESTIC

REF	PART NO.	DESCRIPTION	QTY	REF	PART NO.	DESCRIPTION	QTY
Seat Assembly				Boom Assembly Parts			
1	719 0947	Single Lever Dual Axis Joystick, Right.....	1	1	T124759	Valve, Boom/TELE	1
2	719 0948	Single Lever Dual Axis Joystick, Left	1	2	721A0092	Sheave, Bushing ASSY.....	1
3	719 0922	Dual Lever Single Axis Joystick, Right.....	1	3	712 0086	Wear Pad.....	6
4	719 0923	Dual Lever Single Axis Joystick, Left	1	4	709 6672	Wear Pad.....	16
				5	709 7257	Wear Pad.....	6
				6	709 7767	Wear Bar	6
				7	721 0217-2	Wear Pad, Rope (2ND)	1
				8	709 7269	Wear Pad, Lower Front	6
				9	721 0217-1	Wear Pad.....	1
				10	721 0107	Wear Pad.....	8
				11	721 0217-3	Wear Pad.....	3
				12	721 0108	Wear Pad.....	1
				13	709 7279	Wear Pad.....	6
				14	721 0240	Wear Pad.....	6
				15	721A0358	Sheave 3/4"	2
				16	721A0088	Sheave, W/ Bushing	1
Decals				Jib Assembly			
1	12400-1509	Decal, Burn Hazard	1	1	707F8530	Pin	8
2	12400-1517	Decal, Danegr Crush.....	2	2	709 7290	Pin	8
3	T120073	Decal, Electrocuton	2	3	708 0260	Shim	6
4	12260-524	Decal, Hand Signal	1	4	709 7298	Shim	6
5	12400-1507	Decal, Entaglement.....	2	5	709 7297	Shim	2
6	12260-75	Decal, HYD Oil	1	6	710 0052	Shim	2
7	12400-1514	Decal, O.R. Crush Hazard.....	8	7	707 8788	Shim 16 GA	2
8	12400-2019	Decal, Ultra Low Sulfur Diesel Fuel Only.....	1	8	707 4058	Shim	8
9	12400-1505	Decal, Danger Tail Swing.....	2	9	709 7384	Wear Pad.....	1
10	12400-1508	Decal, Diesel Fuel	1	10	709 1564	Wear Pad.....	2
11	12400-1503	Decal, Skin Injection.....	1	11	718-0225	Sheave, 0.75 DIA Rope.....	1
12	12400-1506	Decal, Fan Warning	1				
13	12400-1504	Decal, Hot Fluids.....	1	General Parts			
16	12260-96	Decal-PCSA	2	1	718 0584	Valve, Hold	1
				2	222417	Secure Bag Of Keys.....	1
				3	718 0139	Sheave Pin	Ref
Lights							
1	220586	Clearance Light	3				
2	220641	Thumper Light	2				
3	1223-864	Stop-Turn Light	6				
4	1223-866	Light Grommet 4"	4				
5	1223-867	Light Sealed Beam	2				
6	420 4411	Red Clearance Light	2				
7	420 4412	Yellow Clear Light	2				
8	719A0942	Strobe Light, Yellow	1				
9	420 4974	Light, Strobe.....	1				
10	719A0915	Revolving Amber Light	1				
11	1223-505	Light, Amber.....	1				
12	707A5736	360° Spotlight.....	1				
13	707 5460	Spotlight BALAMP 7301506.....	1				
14	1223-1067	Light	3				
15	T117513	Assembly, Work Light	1				
Fuse, Breaker & Relay Box							
1	717 1198	Fuse, Velocity.....	1				
2	225323	Fuse 1 AMP	Ref				
3	219190	Fuse 5 AMP	Ref				
4	1246-18	Relay	1				
5	T118594	Circuit Breaker	1				
6	1223-662	Circuit Breaker	1				
7	441 6828	Relay, 12V.....	20				

Note: ALL major components and repair parts for them must be verify with TEREX USA LLC prior to ordering to confirm information. This Spare Parts list is the Stanadard listing and all components may not be known until unit leaves production.

WHEN ORDERING PARTS, SPECIFY MODEL NUMBER, SERIAL NUMBER AND DESCRIPTION OF PARTS REQUIRED



RECOMMENDED SPARE PARTS LIST (DOMESTIC)

DATE: Revised 01-2015
 MODEL: T780
 PAGE 55.4

GROUP
55

<u>REF</u>	<u>PART NO.</u>	<u>DESCRIPTION</u>	<u>QTY</u>
	T130435 (Rev A)	<i>Emergency Air Shutoff Kit</i>	
1	T130436	Air Shutoff Setup.....	1
2	T130543	Air Shutoff Electrical ASSY.....	1
3	T130551	Switch, Revguard Speed	1
4	722 0253	Tube, CAC Upper	(-1)

ITEMS 1 TO 4 ARE NOT ILLUSTRATED

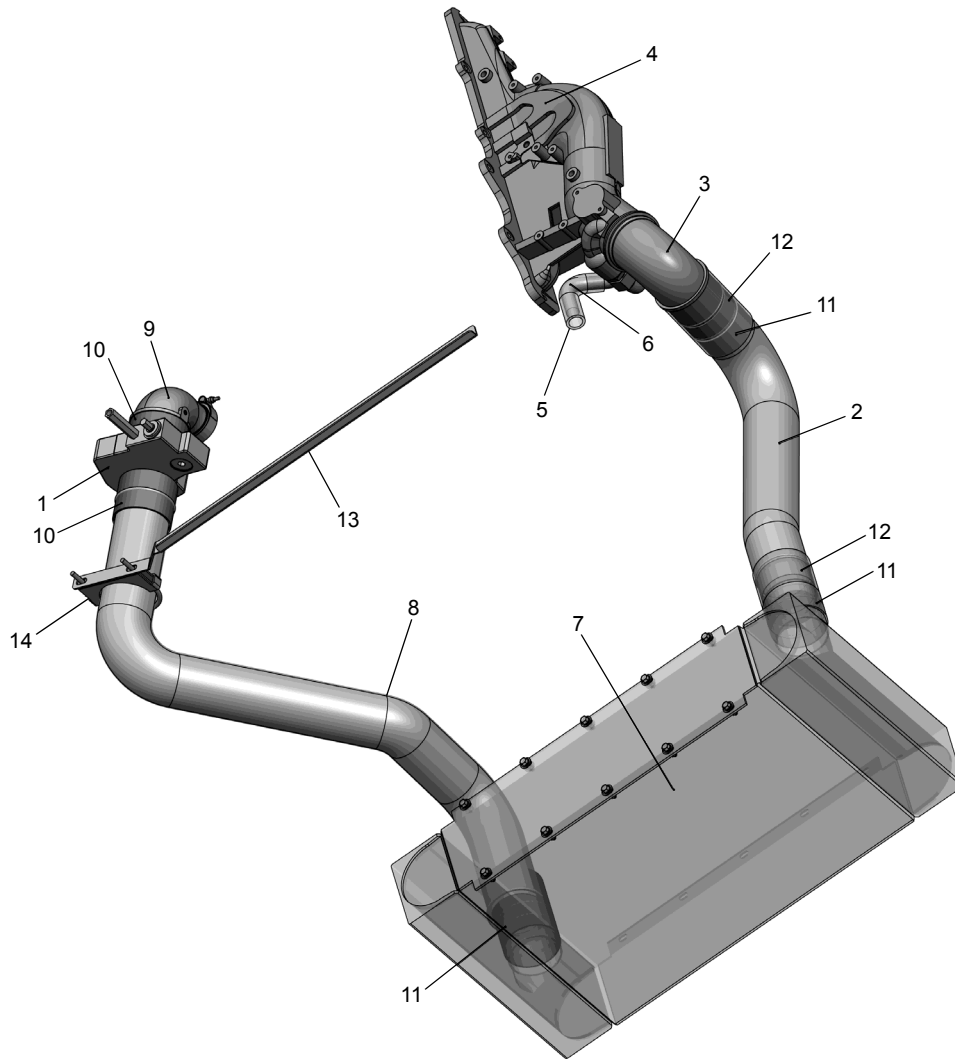
WHEN ORDERING PARTS, SPECIFY MODEL NUMBER, SERIAL NUMBER AND DESCRIPTION OF PARTS REQUIRED



EMERGENCY AIR SHUTOFF KIT

DATE: Released 06-2013
 MODEL: T780
 PAGE 56.1

GROUP
56



REF	PART NO.	DESCRIPTION	QTY
	T130436 (Rev A)	<i>Emergency Shutoff Setup</i>	
1	226015	Air Shutdown Device - Pneumatic	1
2	226016	Cold Side CAC Pipe	1
3	226017	Intake Connection Option	1
4	226018	Intake Manifold Option	1
5	226019	Compressor Inlet Option	1
6	226020	Air Compressor Inlet Pipe Reinforcement	1
7	226021	Charge Air Cooler	1
8	226022	Hot Side CAC Pipe	1
9	226023	Turbo Air Transfer Connection Option	1
10	226024	4.00" 4-PLY Turbocharger Hose	2
11	226024	4.00" 4-PLY Turbocharger Hose	3
12	226025	Spacer Ring	2
13	226026	Pipe Support Bracket	1
14	222616	4.00 Saddle Clamp	1

WHEN ORDERING PARTS, SPECIFY MODEL NUMBER, SERIAL NUMBER AND DESCRIPTION OF PARTS REQUIRED



AIR SHUTOFF SETUP

DATE: Released 06-2013
 MODEL: T780
 PAGE 56.2

GROUP
56

<u>REF</u>	<u>PART NO.</u>	<u>DESCRIPTION</u>	<u>QTY</u>
	T130543 (Rev B)	ASSY, Air Shut Off EILEIC	
1	T122919	EI-Stop Harness.....	1
2	T109500	EI-Stop Switch	1
3	T130437	Harness, Air Shut Off.....	1
4	1223-981	EI-Stop Switch	(-1)

ITEMS 1 TO 4 ARE NOT ILLUSTRATED


WHEN ORDERING PARTS, SPECIFY MODEL NUMBER, SERIAL NUMBER AND DESCRIPTION OF PARTS REQUIRED



**AIR SHUTOFF ELECTRICAL
ASSY**

DATE: Revised 10-2014
MODEL: T780
PAGE 56.3

GROUP
56



MANUAL PACK

ITEM	PART NO. (ENGLISH)	PART NO. (SPANISH)	PART NO. (PORTUGUESE)	PART NO. (FRENCH)	PART NO. (RUSSIAN)	DESCRIPTION	QTY
1	224705 <i>(Includes items below)</i>	227019 <i>(Includes items below)</i>	-- <i>(Includes items below)</i>	-- <i>(Includes items below)</i>	-- <i>(Includes items below)</i>	Standard Manual Pack	1
	12261-691	12261-707	--	--	--	CD-Operator's & Parts Manuals	1
	12261-690	12261-690	--	--	--	T780-1 Parts Manuals	1
	12261-683	12261-708	--	--	--	T300-1/T500-1/T780 OP'S Manual (2013 & Export Tier 3)	1
	12261-692	12261-692	--	--	--	T780-1 Shop Manual-CD (2013 & Export TIER 3)	1
	C-70-2	C-70-2	--	--	--	AEM Safety Manual	1
	V-CR	V-CR	--	--	--	AEM Safety Video	1
	12261-645	12261-645	--	--	--	Greer Element VGA OP'S Video/ Manuals DVD	1
	T144483	T144484	--	--	--	Terex Product Warranty Certificate-24 Month	1

For Ordering the above:

Contact: Sycamore Enterprises, Evansville, IN 47716

www.sycamoreworldwide.com

e-mail: sales@sycamoreworldwide.com

Fax: 812-476-7683

WHEN ORDERING PARTS, SPECIFY MODEL NUMBER, SERIAL NUMBER AND DESCRIPTION OF PARTS REQUIRED

 TEREX® P/N 12261-690	<h1>MANUALS</h1>	DATE: Revised 01-2015	GROUP <h1>58</h1>
		MODEL: T780-1	
		PAGE 58.1	

This page left intentionally blank