



POWERLIFT 5000 · 拓力 5000

120t capacity · 120t 起重能力

Crawler Crane
履带起重机

DATASHEET METRIC
参数表 (公制)

POWERLIFT 5000

拓力 5000



WORKS FOR YOU.™

Key · 关键词汇	3
-------------------	---

Highlights · 技术亮点	4
--------------------------	---

Specifications · 技术参数	5
------------------------------	---

Specifications · 技术参数	5
-----------------------	---

Main boom configurations · 主臂的配置	7
----------------------------------	---

Boom combinations · 臂杆组合	9
--------------------------	---

Main boom · 主臂	10
-----------------------	----

Working ranges · 工作范围	10
-----------------------	----

Lifting capacities · 起重能力	11
---------------------------	----

Luffing fly jib · 变幅副臂	12
-------------------------------	----

Working ranges · 工作范围	12
-----------------------	----

Lifting capacities · 起重能力	13
---------------------------	----

Fixed jib · 固定副臂	16
-------------------------	----

Working ranges · 工作范围	16
-----------------------	----

Lifting capacities · 起重能力	17
---------------------------	----

Transport example · 运输实例	19
---------------------------------	----

Technical description · 技术描述	20
-------------------------------------	----



Counterweight · 配重



Track · 履带



Load radius · 载荷半径



Main boom · 主臂



Fly jib · 副臂



Main boom angle · 主臂角度



Fly jib angle · 副臂角度

“D”



H: Main boom · 主臂

W: Luffing fly jib · 变幅副臂

F: Fixed jib · 固定副臂

HIGHLIGHTS · 技术亮点

POWERLIFT 5000
拓力 5000

- ▶ 120 t lifting capacity at 5.5 m radius
- ▶ Excellent lifting capacities throughout the whole working range
- ▶ Easy assembly and short rigging time
- ▶ The load sensing system for the hydraulic pumps of Bosch Rexroth Group receives feedback from the hydrostatic drive and the hydraulic system, which allows most efficient operation and reduces the fuel consumption
- ▶ Improved setup and rigging for boom systems
- ▶ Equipped with self-assemble/disassemble function

- ▶ 5.5 m 半径内的 120吨履带起重机
- ▶ 任何工作范围都具有优异的起重性能
- ▶ 组装极为简化，缩短装配时间
- ▶ 全液压传动，液压系统采用博士力士乐公司 (Bosch Rexroth Group) 的极限负载调节变量泵，节约了能耗，提高了效率；
- ▶ 臂杆装配方式大大改进
- ▶ 自拆装功能



SPECIFICATIONS · 技术参数

POWERLIFT 5000
拓力 5000

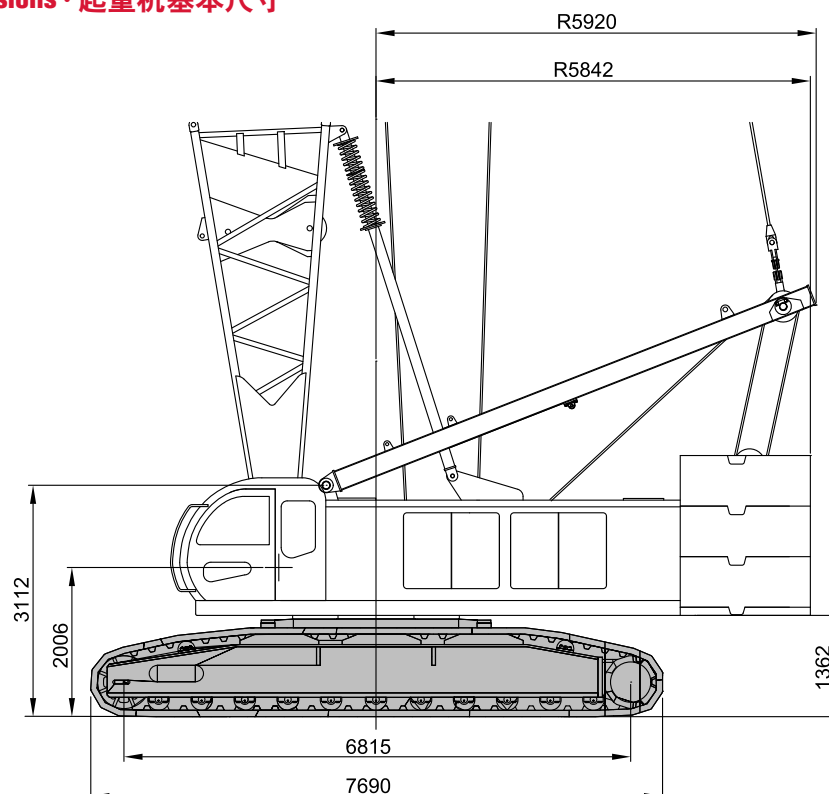
Working speeds · 工作速度

Mechanisms 机械部分	Rope \varnothing 钢绳 \varnothing	Speeds ¹⁾ 速度 ¹⁾	Single line pull ²⁾ 单绳拉力 ²⁾	Length of hoist rope 卷扬钢绳的长度
Hoist I (H1) 卷扬 I (H1)	26 mm	max. 129 m / min	134 kN / 120 kN	300 m
Hoist II (H2) 卷扬 II (H2)	26 mm	max. 101 m / min	133 kN / 133 kN	220 m
Boom derricking (W1) 主臂变幅 (W1)	22 mm	max. 37.6 m / min	106 kN / 98.5 kN	2 x 100 m
Slewing (rpm) 回转 (rpm)		1.45		

1) top layer · 顶层

2) without / with reeving effect considered · 不考虑 / 考虑穿绳效率

Basic crane dimensions · 起重机基本尺寸

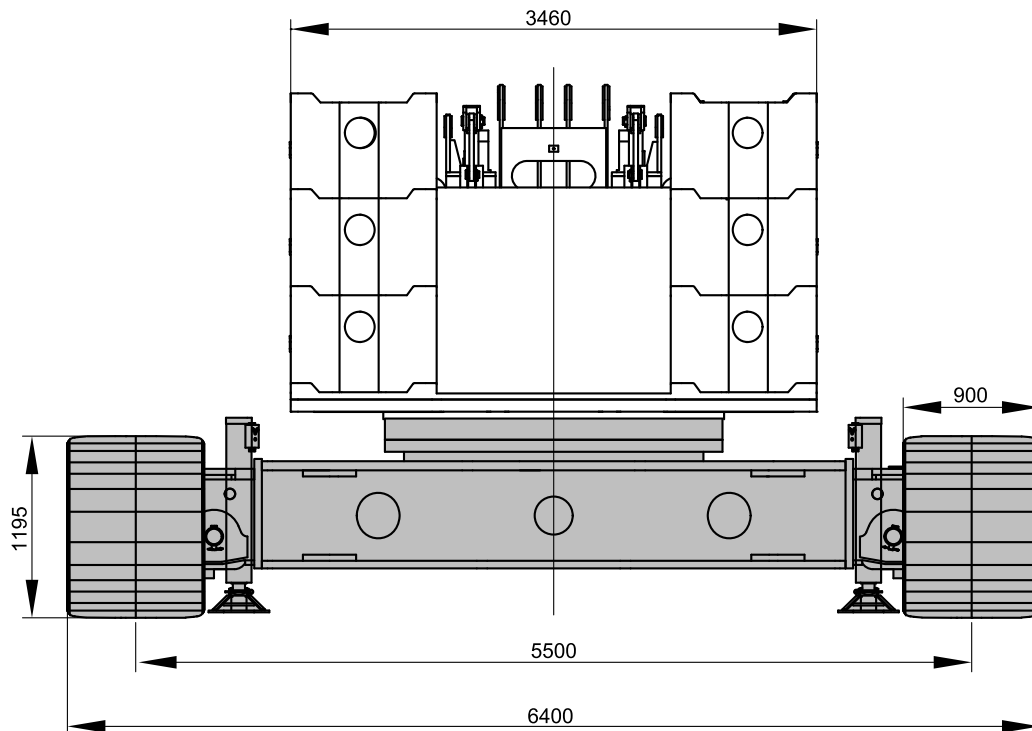


Carrier performance with standard drive · 带标准驱动的底盘性能

Drive speed · 行走速度	0-1.4 km/h
--------------------	------------

Hook blocks · 吊钩

Type 类型	Possible load 可能的载荷	Number of sheaves 滑轮组数	Number of lines 绳数	Weight 重量	"D" 吊钩高度
120	120 t	6	12	2.1 t	5.0 m
35	35 t	1	3	1.2 t	4.0 m
13.5	13.5 t	-	1	0.5 t	2.4 m



MAIN BOOM CONFIGURATIONS · 主臂的配置

POWERLIFT 5000
拓力 5000

Weights · 重量

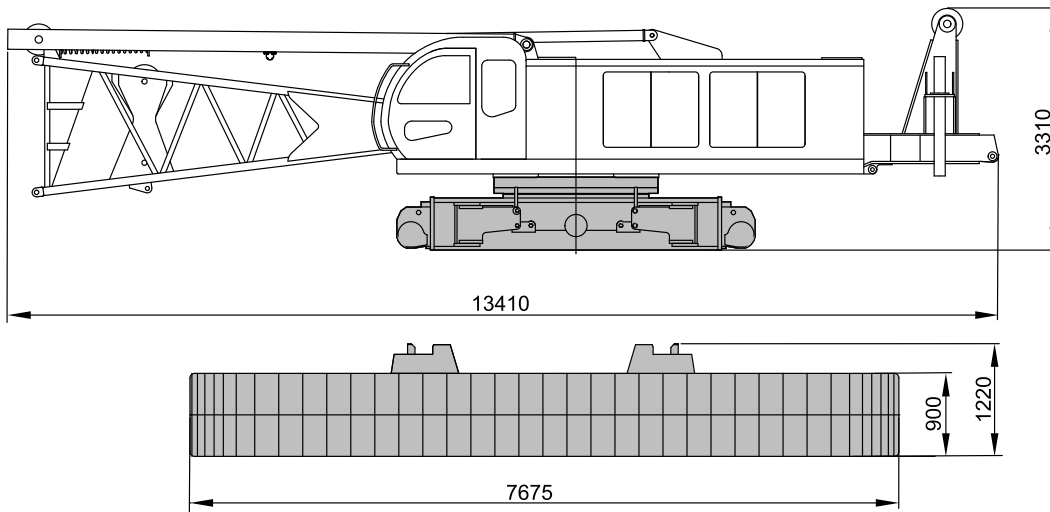
Total weight incl. counterweight 44.6 t, 16 m boom and hook block 总重量包括44.6吨配重, 16米主臂和吊钩	122 t
Superstructure (with three drums, slew system, drive system, boom foot and gantry) 上车 (带有3个卷扬, 回转系统, 动力系统、主臂根和扳起架)	44 t
Counterweight 配重	44.6 t

Ground pressure · 接地比压

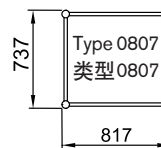
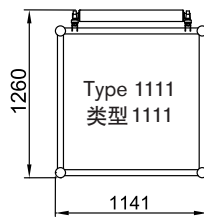
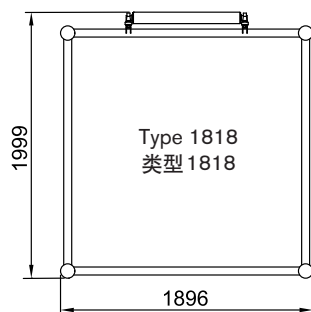
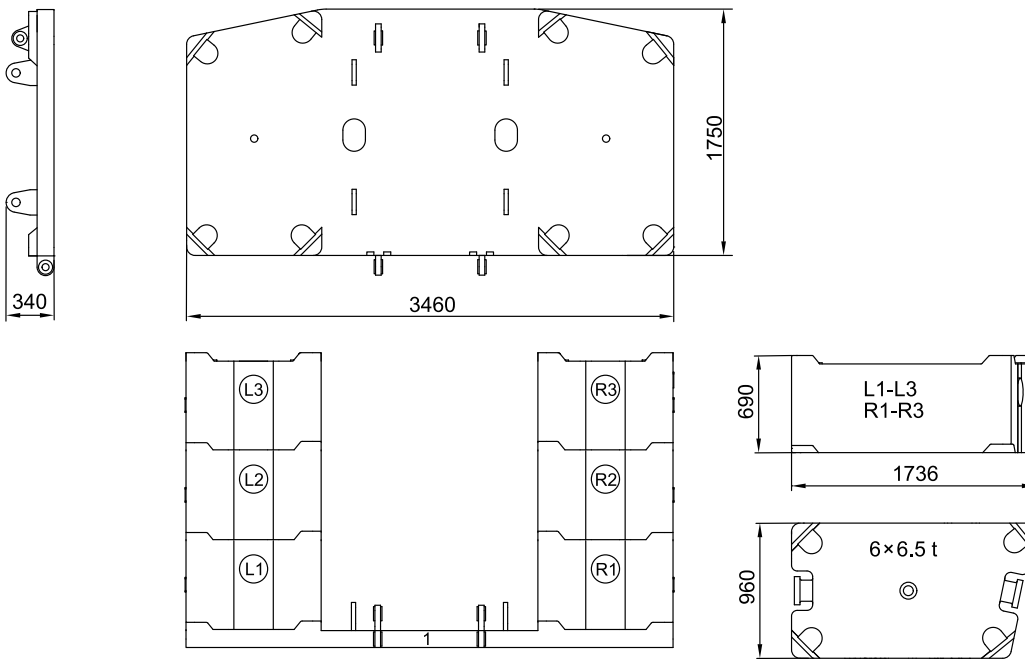
Ground pressure based on 122 t total weight 基于 122t 总重下的接地比压	9.7 t/m ²
---	----------------------

MAIN BOOM CONFIGURATIONS · 主臂的配置

POWERLIFT 5000
拓力 5000

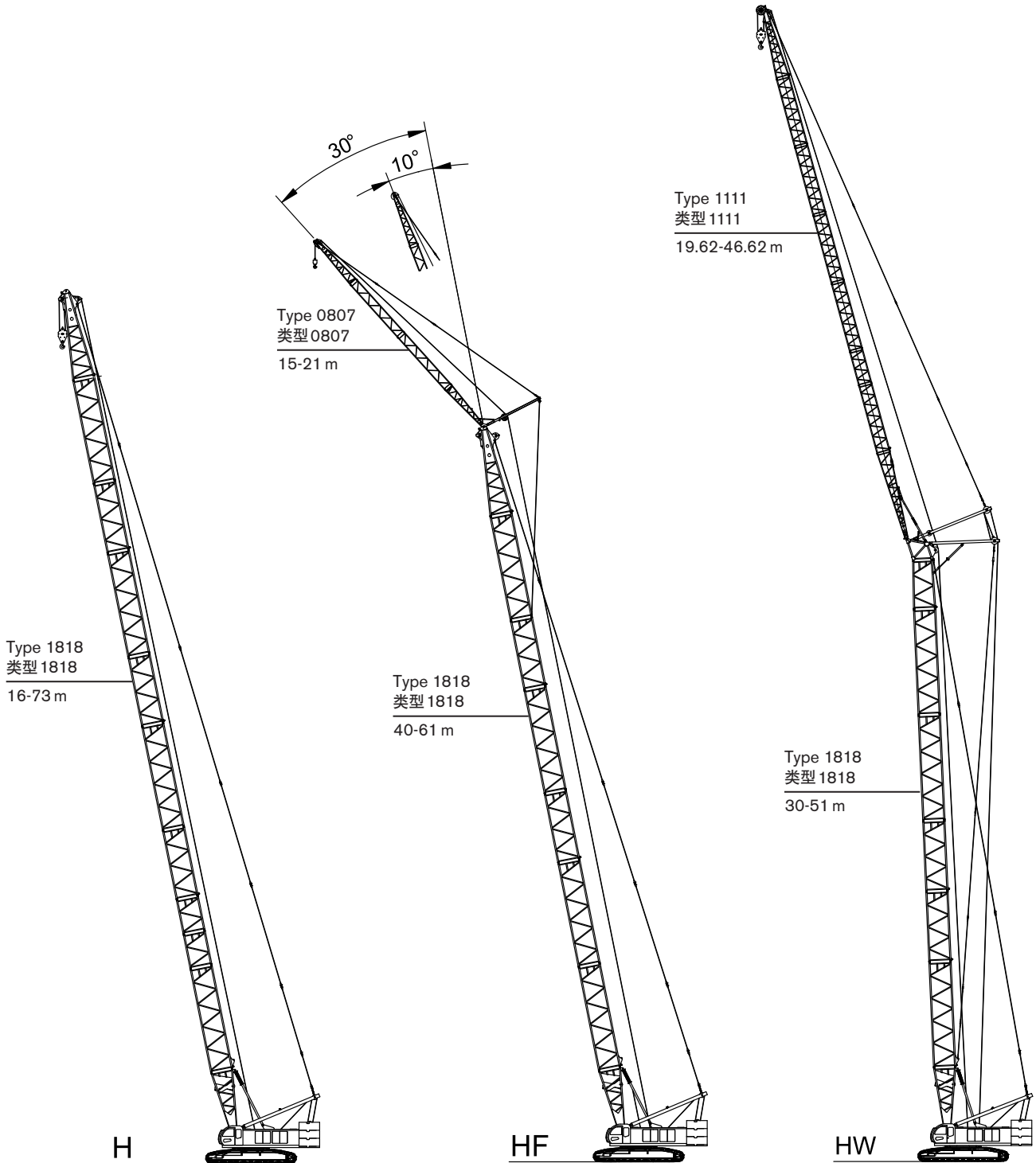


Counterweights on basic machine · 上车配重



BOOM COMBINATIONS · 臂杆组合

POWERLIFT 5000
拓力 5000

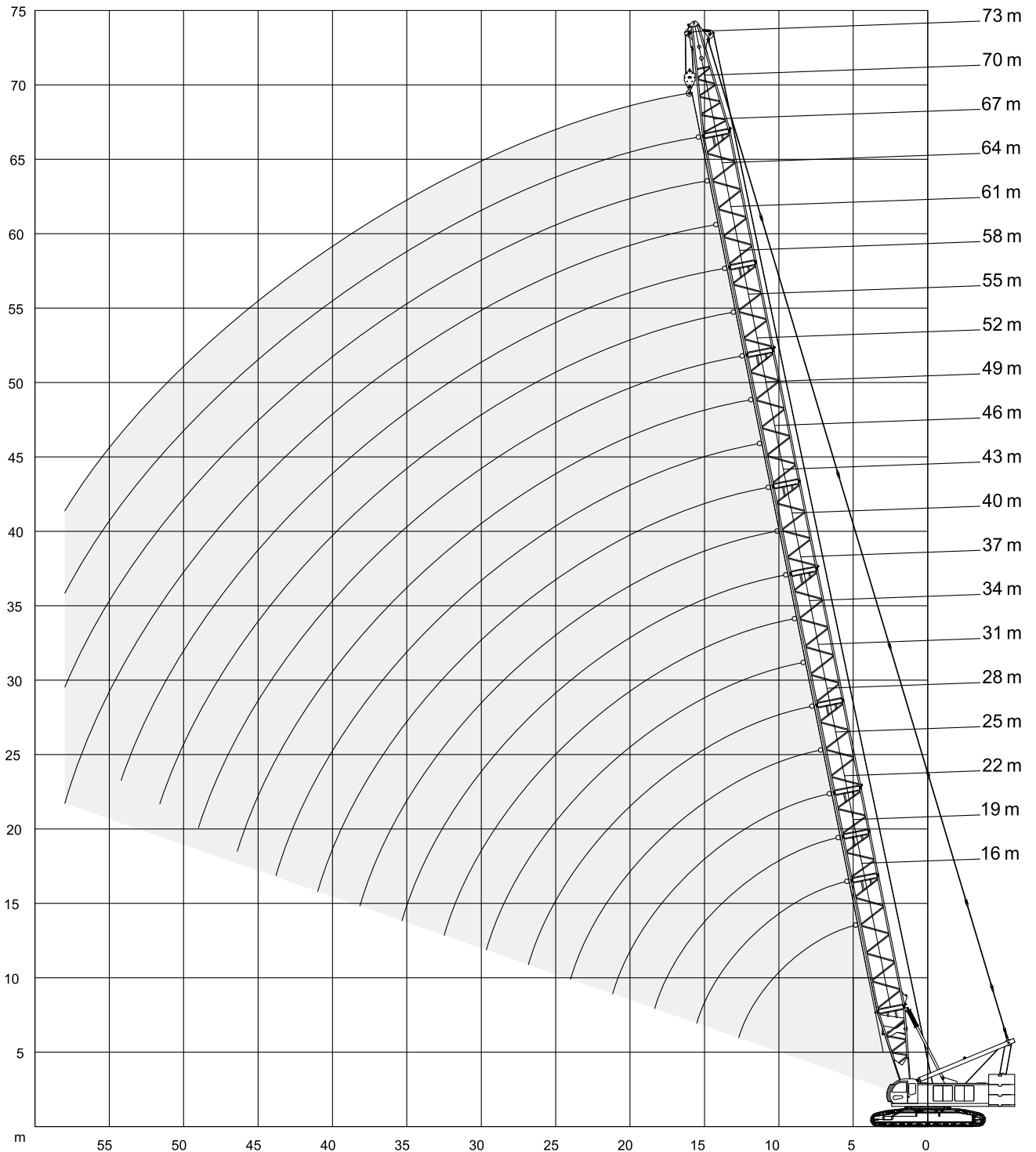


MAIN BOOM · 主臂

Working ranges · 工作范围

POWERLIFT 5000

拓力 5000









MAIN BOOM · 主臂

Lifting capacities · 起重能力

POWERLIFT 5000

拓力 5000

44.6 t		5.5 m		360°								GB / ISO		
														
		16 m	19 m	22 m	25 m	28 m	31 m	34 m	37 m	40 m	43 m			
m	t	t	t	t	t	t	t	t	t	t	t	m	m	
5	120.0	-	-	-	-	-	-	-	-	-	-	5	5	
5.5	110.0	109.0	-	-	-	-	-	-	-	-	-	5.5	5.5	
6	101.0	99.0	96.0	-	-	-	-	-	-	-	-	6	6	
7	87.0	84.0	81.5	78.5	77.0	-	-	-	-	-	-	7	7	
8	75.5	73.1	70.9	69.0	67.0	65.0	63.0	-	-	-	-	8	8	
9	62.7	62.6	62.5	61.0	59.2	57.5	55.7	54.5	53.0	-	-	9	9	
10	53.5	53.3	53.2	53.1	53.0	51.5	50.0	48.5	47.3	46.5	10	10	10	
12	41.0	40.8	40.7	40.6	40.5	40.5	40.3	40.1	39.1	38.3	12	12	12	
14	32.8	32.7	32.6	32.5	32.4	32.3	32.2	32.1	32.0	31.9	14	14	14	
16	-	27.2	27.1	26.9	26.8	26.7	26.6	26.5	26.4	26.3	16	16	16	
18	-	-	23.3	23.2	22.9	22.8	22.7	22.6	22.5	22.4	18	18	18	
20	-	-	19.9	19.8	19.7	19.6	19.5	19.4	19.3	19.2	20	20	20	
22	-	-	-	17.3	17.2	17.1	17.0	16.9	16.8	16.7	22	22	22	
24	-	-	-	-	15.2	15.1	15.0	14.9	14.7	14.6	24	24	24	
26	-	-	-	-	-	13.4	13.3	13.2	13.1	13.0	26	26	26	
28	-	-	-	-	-	11.9	11.8	11.7	11.6	11.5	28	28	28	
30	-	-	-	-	-	-	10.9	10.8	10.7	10.5	30	30	30	
32	-	-	-	-	-	-	-	9.9	9.7	9.5	32	32	32	
34	-	-	-	-	-	-	-	-	8.7	8.5	34	34	34	
36	-	-	-	-	-	-	-	-	7.9	7.7	36	36	36	
38	-	-	-	-	-	-	-	-	-	7.2	38	38	38	

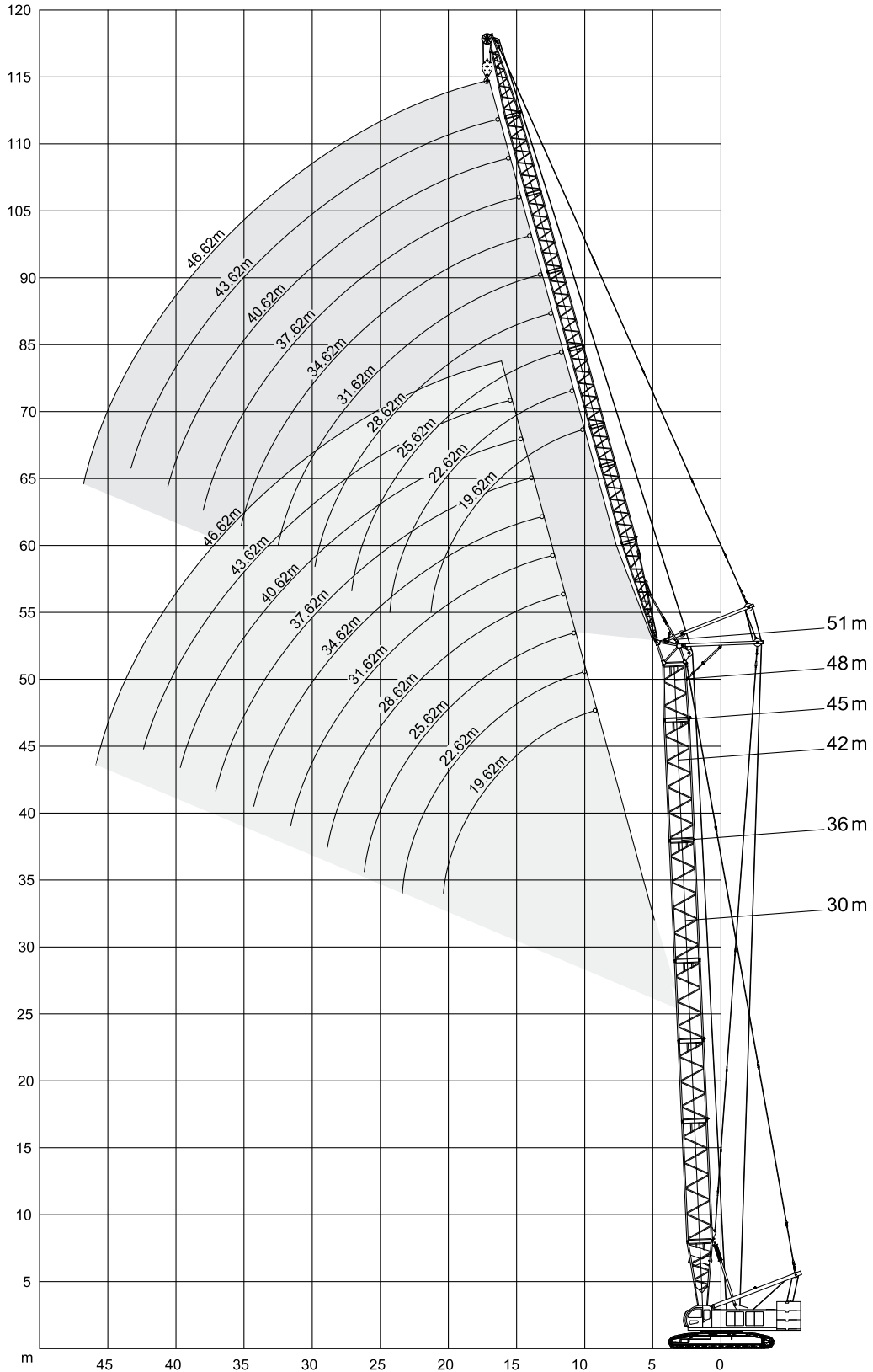
														
		46 m	49 m	52 m	55 m	58 m	61 m	64 m	67 m	70 m	73 m			
m	t	t	t	t	t	t	t	t	t	t	t	m	m	
10	45.5	-	-	-	-	-	-	-	-	-	-	10	10	
12	37.4	36.5	35.5	30.2	27.7	-	-	-	-	-	-	12	12	
14	31.8	30.7	30.1	27.5	25.4	22.0	20.1	19.8	18.5	-	-	14	14	
16	26.2	26.1	25.9	25.4	23.4	20.3	18.8	18.5	17.3	16.2	16	16	16	
18	22.3	22.2	22.1	21.9	21.4	18.8	17.2	17.1	15.9	14.9	18	18	18	
20	19.1	19.0	18.9	18.7	18.6	17.4	16.0	15.8	14.8	14.2	20	20	20	
22	16.6	16.5	16.4	16.2	16.1	15.4	14.8	14.5	14.1	13.5	22	22	22	
24	14.5	14.4	14.3	14.1	14.0	13.9	13.4	13.1	12.8	12.4	24	24	24	
26	12.9	12.8	12.7	12.4	12.3	12.2	12.1	11.9	11.5	11.2	26	26	26	
28	11.4	11.3	11.2	11.0	10.9	10.8	10.7	10.5	10.2	9.8	28	28	28	
30	10.3	10.2	10.1	10.0	9.9	9.8	9.7	9.6	9.4	9.2	30	30	30	
32	9.3	9.1	9.0	8.9	8.8	8.7	8.6	8.5	8.4	8.3	32	32	32	
34	8.3	8.1	8.0	7.9	7.8	7.7	7.6	7.5	7.3	7.1	34	34	34	
36	7.6	7.5	7.4	7.3	7.2	7.1	6.9	6.8	6.6	6.5	36	36	36	
38	7.1	6.9	6.7	6.6	6.5	6.4	6.2	6.1	5.8	5.7	38	38	38	
40	6.6	6.4	6.2	6.1	6.0	5.9	5.6	5.5	5.4	5.3	40	40	40	
42	-	5.9	5.7	5.6	5.5	5.3	5.1	4.9	4.7	4.5	42	42	42	
44	-	-	5.2	5.1	5.0	4.8	4.6	4.4	4.2	4.1	44	44	44	
46	-	-	4.7	4.6	4.4	4.3	4.1	4.0	3.9	3.8	46	46	46	
48	-	-	-	4.4	4.2	4.1	3.9	3.7	3.5	3.3	48	48	48	
50	-	-	-	-	3.8	3.5	3.4	3.3	3.1	2.9	50	50	50	
52	-	-	-	-	-	3.2	3.3	3.1	2.8	2.6	52	52	52	
54	-	-	-	-	-	2.8	3.1	2.7	2.5	2.2	54	54	54	
56	-	-	-	-	-	-	2.6	2.4	2.2	2.1	56	56	56	
58	-	-	-	-	-	-	2.4	2.2	2.1	2.0	58	58	58	

LUFFING FLY JIB · 变幅副臂

Working ranges · 工作范围

POWERLIFT 5000

















拓力 5000



















LUFFING FLY JIB · 变幅副臂

Lifting capacities · 起重能力

POWERLIFT 5000
拓力 5000















 44.6 t  30 m  87.5°  5.5 m 360° GB / ISO												
  19.62 m  22.62 m  25.62 m  28.62 m  31.62 m  34.62 m  37.62 m  40.62 m  43.62 m  46.62 m 												
m	t	t	t	t	t	t	t	t	t	t	t	m
9.5	35.0	-	-	-	-	-	-	-	-	-	-	9.5
10	32.1	31.7	-	-	-	-	-	-	-	-	-	10
12	25.1	24.9	24.7	21.7	-	-	-	-	-	-	-	12
14	20.4	20.2	20.0	19.7	18.7	15.1	13.4	-	-	-	-	14
16	17.0	16.9	16.7	16.4	16.2	15.6	13.2	11.1	9.2	-	-	16
18	14.5	14.4	14.3	14.0	13.8	13.6	13.0	10.9	9.2	7.5	-	18
20	12.6	12.5	12.4	12.1	12.0	11.8	11.6	10.8	9.0	7.4	-	20
22	-	11.0	11.0	10.7	10.5	10.3	10.1	9.9	8.8	7.3	-	22
24	-	10.3	9.7	9.4	9.3	9.2	9.0	8.9	8.5	7.2	-	24
26	-	-	8.8	8.5	8.4	8.2	8.0	7.9	7.6	7.1	-	26
28	-	-	-	7.6	7.5	7.4	7.3	7.1	6.9	6.5	-	28
30	-	-	-	-	6.8	6.7	6.5	6.3	6.2	5.8	-	30
32	-	-	-	-	6.2	6.2	5.9	5.8	5.6	5.3	-	32
34	-	-	-	-	-	5.5	5.4	5.3	5.1	4.8	-	34
36	-	-	-	-	-	-	4.9	4.8	4.7	4.3	-	36
38	-	-	-	-	-	-	-	4.4	4.2	3.9	-	38
40	-	-	-	-	-	-	-	4.0	3.9	3.6	-	40
42	-	-	-	-	-	-	-	-	3.6	3.3	-	42
44	-	-	-	-	-	-	-	-	-	3.1	-	44















 44.6 t  36 m  87.5°  5.5 m 360° GB / ISO												
  19.62 m  22.62 m  25.62 m  28.62 m  31.62 m  34.62 m  37.62 m  40.62 m  43.62 m  46.62 m 												
m	t	t	t	t	t	t	t	t	t	t	t	m
10	32.0	-	-	-	-	-	-	-	-	-	-	10
12	25.6	25.4	24.7	22.2	-	-	-	-	-	-	-	12
14	20.6	20.4	20.3	20.0	18.7	15.6	-	-	-	-	-	14
16	17.2	17.1	16.9	16.6	16.4	15.5	13.2	10.9	9.2	-	-	16
18	14.6	14.5	14.4	14.2	14.0	13.7	13.0	10.8	9.2	7.5	-	18
20	12.7	12.7	12.5	12.2	12.1	11.9	11.7	10.7	9.0	7.4	-	20
22	-	11.2	11.0	10.7	10.6	10.4	10.3	10.0	8.8	7.3	-	22
24	-	9.9	9.8	9.5	9.4	9.3	9.1	8.9	8.6	7.1	-	24
26	-	-	8.8	8.6	8.4	8.3	8.1	7.9	7.7	7.0	-	26
28	-	-	-	7.7	7.5	7.4	7.3	7.1	7.0	6.4	-	28
30	-	-	-	-	6.9	6.7	6.5	6.4	6.3	5.8	-	30
32	-	-	-	-	6.3	6.1	6.0	5.8	5.8	5.3	-	32
34	-	-	-	-	-	5.5	5.4	5.3	5.2	4.8	-	34
36	-	-	-	-	-	-	4.9	4.8	4.7	4.3	-	36
38	-	-	-	-	-	-	4.6	4.4	4.2	4.0	-	38
40	-	-	-	-	-	-	-	4.1	3.9	3.6	-	40
42	-	-	-	-	-	-	-	-	3.6	3.3	-	42
44	-	-	-	-	-	-	-	-	-	3.0	-	44
46	-	-	-	-	-	-	-	-	-	2.7	-	46

LUFFING FLY JIB · 变幅副臂

Lifting capacities · 起重能力

POWERLIFT 5000
拓力 5000

 44.6 t  42 m  87.5°  5.5 m 360° 													
													
m	t	t	t	t	t	t	t	t	t	t	t	t	m
10	24.5	-	-	-	-	-	-	-	-	-	-	-	10
12	22.7	21.8	20.2	-	-	-	-	-	-	-	-	-	12
14	20.3	19.7	18.9	17.9	16.7	14.9	-	-	-	-	-	-	14
16	16.9	16.8	16.7	16.4	15.6	14.6	12.7	10.6	8.8	-	-	-	16
18	14.4	14.3	14.2	14.0	13.8	13.5	12.6	10.5	8.8	7.2	-	-	18
20	12.5	12.4	12.3	12.1	11.9	11.7	11.4	10.5	8.7	7.1	-	-	20
22	10.6	10.9	10.9	10.6	10.4	10.2	10.0	9.8	8.6	7.0	-	-	22
24	-	9.5	9.6	9.4	9.3	9.1	8.9	8.7	8.5	6.9	-	-	24
26	-	-	8.6	8.4	8.3	8.1	8.0	7.8	7.5	6.8	-	-	26
28	-	-	-	7.6	7.4	7.2	7.1	7.0	6.8	6.5	-	-	28
30	-	-	-	6.8	6.7	6.6	6.4	6.2	6.1	5.8	-	-	30
32	-	-	-	-	6.1	6.0	5.8	5.7	5.5	5.2	-	-	32
34	-	-	-	-	-	5.5	5.3	5.2	5.0	4.7	-	-	34
36	-	-	-	-	-	-	4.9	4.7	4.6	4.3	-	-	36
38	-	-	-	-	-	-	4.4	4.3	4.2	3.9	-	-	38
40	-	-	-	-	-	-	-	3.8	3.8	3.6	-	-	40
42	-	-	-	-	-	-	-	-	3.5	3.3	-	-	42
44	-	-	-	-	-	-	-	-	-	3.0	-	-	44
46	-	-	-	-	-	-	-	-	-	2.6	-	-	46








 44.6 t  45 m  87.5°  5.5 m 360° 													
													
m	t	t	t	t	t	t	t	t	t	t	t	t	m
10	22.0	-	-	-	-	-	-	-	-	-	-	-	10
12	19.9	19.2	18.1	-	-	-	-	-	-	-	-	-	12
14	18.3	17.6	16.9	16.1	14.8	14.4	-	-	-	-	-	-	14
16	16.7	16.3	15.7	14.9	14.3	13.6	12.7	10.5	-	-	-	-	16
18	14.3	14.2	14.0	13.8	13.4	12.7	12.0	10.5	8.8	7.2	-	-	18
20	12.4	12.3	12.2	12.0	11.8	11.6	11.3	10.5	8.7	7.2	-	-	20
22	11.1	10.9	10.7	10.5	10.4	10.2	10.0	9.8	8.5	7.0	-	-	22
24	-	9.5	9.6	9.4	9.2	9.0	8.9	8.7	8.5	6.9	-	-	24
26	-	-	8.6	8.4	8.2	8.1	7.9	7.7	7.6	6.8	-	-	26
28	-	-	-	7.6	7.4	7.3	7.1	7.0	6.8	6.5	-	-	28
30	-	-	-	6.8	6.8	6.6	6.4	6.3	6.1	5.8	-	-	30
32	-	-	-	-	6.0	6.0	5.8	5.7	5.5	5.3	-	-	32
34	-	-	-	-	-	5.5	5.3	5.2	5.0	4.8	-	-	34
36	-	-	-	-	-	-	4.9	4.7	4.6	4.3	-	-	36
38	-	-	-	-	-	-	4.4	4.3	4.2	3.9	-	-	38
40	-	-	-	-	-	-	-	3.9	3.8	3.6	-	-	40
42	-	-	-	-	-	-	-	-	3.5	3.3	-	-	42
44	-	-	-	-	-	-	-	-	-	3.0	-	-	44
46	-	-	-	-	-	-	-	-	-	2.6	-	-	46








LUFFING FLY JIB · 变幅副臂

Lifting capacities · 起重能力

POWERLIFT 5000

拓力 5000

 44.6 t  48 m  87.5°  5.5 m 360° GB / ISO												
  19.62 m 22.62 m 25.62 m 28.62 m 31.62 m 34.62 m 37.62 m 40.62 m 43.62 m 46.62 m 												
m	t	t	t	t	t	t	t	t	t	t	t	m
10	21.7	-	-	-	-	-	-	-	-	-	-	10
12	19.7	18.9	18.0	-	-	-	-	-	-	-	-	12
14	18.1	17.4	16.7	15.9	14.8	14.3	-	-	-	-	-	14
16	16.5	16.1	15.5	14.8	14.1	13.4	12.5	10.5	-	-	-	16
18	14.2	14.1	13.9	13.6	13.2	12.6	11.8	10.5	8.7	7.1	-	18
20	12.3	12.2	12.1	11.8	11.6	11.4	11.2	10.3	8.7	7.1	-	20
22	10.4	10.8	10.6	10.4	10.3	10.1	9.9	9.7	8.5	7.0	-	22
24	-	9.1	9.5	9.3	9.1	8.9	8.8	8.6	8.4	6.8	-	24
26	-	-	8.5	8.3	8.1	8.0	7.8	7.6	7.5	6.8	-	26
28	-	-	-	7.5	7.3	7.2	7.0	6.9	6.7	6.5	-	28
30	-	-	-	6.7	6.7	6.5	6.3	6.2	6.0	5.8	-	30
32	-	-	-	-	5.8	5.9	5.7	5.6	5.4	5.3	-	32
34	-	-	-	-	-	5.4	5.2	5.1	4.9	4.8	-	34
36	-	-	-	-	-	-	4.8	4.6	4.5	4.3	-	36
38	-	-	-	-	-	-	4.3	4.2	4.1	3.9	-	38
40	-	-	-	-	-	-	-	3.9	3.7	3.6	-	40
42	-	-	-	-	-	-	-	-	3.4	3.3	-	42
44	-	-	-	-	-	-	-	-	-	3.0	-	44
46	-	-	-	-	-	-	-	-	-	2.6	-	46

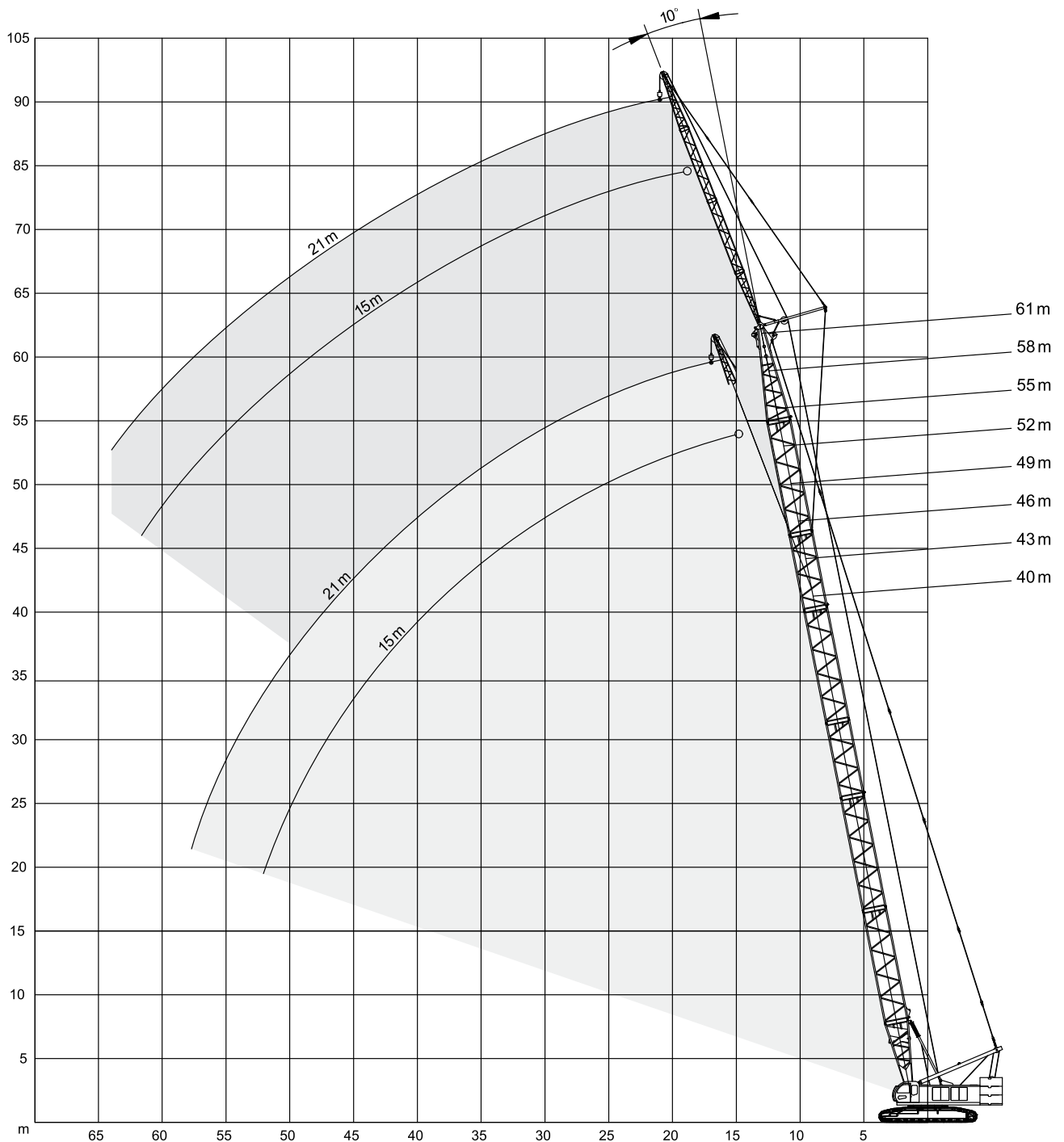
 44.6 t  51 m  87.5°  5.5 m 360° GB / ISO												
  19.62 m 22.62 m 25.62 m 28.62 m 31.62 m 34.62 m 37.62 m 40.62 m 43.62 m 46.62 m 												
m	t	t	t	t	t	t	t	t	t	t	t	m
12	19.5	18.7	17.9	-	-	-	-	-	-	-	-	12
14	17.1	16.8	16.4	14.9	14.2	14.1	-	-	-	-	-	14
16	14.8	14.5	14.4	13.6	13.3	13.2	11.6	10.2	-	-	-	16
18	12.9	12.7	12.6	12.0	11.7	11.5	10.7	10.0	8.6	7.0	-	18
20	11.4	11.2	11.2	10.6	10.3	10.2	10.0	9.5	8.4	7.0	-	20
22	10.1	9.9	9.9	9.4	9.2	9.1	8.9	8.8	8.0	6.9	-	22
24	-	8.9	8.9	8.4	8.2	8.1	8.0	7.9	7.6	6.6	-	24
26	-	-	8.1	7.6	7.4	7.3	7.1	7.1	7.0	6.3	-	26
28	-	-	-	6.9	6.7	6.6	6.4	6.4	6.3	6.0	-	28
30	-	-	-	6.2	6.1	6.0	5.8	5.8	5.7	5.4	-	30
32	-	-	-	-	5.5	5.5	5.3	5.2	5.1	4.9	-	32
34	-	-	-	-	-	5.0	4.8	4.8	4.7	4.4	-	34
36	-	-	-	-	-	4.6	4.4	4.4	4.2	4.0	-	36
38	-	-	-	-	-	-	3.9	4.0	3.9	3.6	-	38
40	-	-	-	-	-	-	-	3.7	3.5	3.3	-	40
42	-	-	-	-	-	-	-	-	3.2	3.0	-	42
44	-	-	-	-	-	-	-	-	3.0	2.8	-	44
46	-	-	-	-	-	-	-	-	-	2.5	-	46

FIXED JIB · 固定副臂

Working ranges · 工作范围

POWERLIFT 5000

拓力 5000



FIXED JIB · 固定副臂

Lifting capacities · 起重能力

POWERLIFT 5000
拓力 5000

44.6 t		15 m		5.5 m		360°		GB / ISO			
m	40 m		43 m		46 m		49 m		52 m		m
	10°	30°	10°	30°	10°	30°	10°	30°	10°	30°	
15	12.7	-	12.7	-	-	-	-	-	-	-	15
16	12.7	-	12.7	-	12.7	-	12.7	-	12.7	-	16
18	12.7	-	12.7	-	12.7	-	12.6	-	12.6	-	18
20	12.6	9.3	12.6	9.3	12.6	-	12.6	-	12.6	-	20
22	12.6	9.1	12.6	9.1	12.6	9.1	12.6	8.9	12.6	8.8	22
24	12.6	8.7	12.6	8.7	12.5	8.7	12.1	8.5	11.9	8.4	24
26	11.8	8.3	11.7	8.4	11.5	8.4	11.2	8.2	10.9	8.1	26
28	10.9	8.0	10.9	8.0	10.6	8.1	10.2	7.8	10.0	7.8	28
30	10.0	7.7	9.9	7.8	9.6	7.8	9.2	7.6	9.1	7.6	30
32	9.2	7.4	9.0	7.5	9.0	7.4	8.4	7.3	8.2	7.3	32
34	8.4	7.2	8.3	7.2	8.0	7.1	7.6	7.1	7.5	7.0	34
36	7.7	6.9	7.6	6.9	7.3	6.9	7.0	6.8	6.8	6.8	36
38	7.1	6.6	7.0	6.6	6.7	6.6	6.5	6.6	6.3	6.5	38
40	6.6	6.5	6.4	6.4	6.2	6.4	5.9	6.4	5.7	6.2	40
42	6.0	6.2	6.0	6.2	5.7	6.1	5.4	5.9	5.2	5.7	42
44	5.6	5.9	5.5	5.9	5.2	5.6	5.0	5.4	4.8	5.3	44
46	5.2	5.4	5.2	5.4	4.9	5.2	4.6	5.0	4.4	4.8	46
48	4.8	5.0	4.8	5.0	4.5	4.8	4.2	4.6	4.0	4.5	48
50	4.4	4.6	4.4	4.6	4.2	4.4	4.0	4.3	3.7	4.1	50
52	4.0	4.2	4.0	4.2	3.9	4.0	3.6	3.9	3.5	3.8	52
54	3.7	3.8	3.7	3.8	3.5	3.7	3.3	3.5	3.1	3.4	54
56	-	-	3.3	3.5	3.2	3.4	3.0	3.2	2.9	3.1	56
58	-	-	-	-	2.9	3.1	2.7	2.9	2.6	2.8	58
60	-	-	-	-	-	-	2.5	2.6	2.4	2.5	60
62	-	-	-	-	-	-	-	-	2.1	2.3	62
64	-	-	-	-	-	-	-	-	1.9	2.0	64

m	55 m		58 m		61 m		m
	10°	30°	10°	30°	10°	30°	
16	12.6	-	-	-	-	-	16
18	12.6	-	12.6	-	12.6	-	18
20	12.6	-	12.6	-	12.5	-	20
22	12.6	8.7	12.4	-	11.8	-	22
24	11.7	8.4	11.2	8.3	10.7	8.2	24
26	10.6	8.1	10.1	8.0	9.6	7.9	26
28	9.7	7.7	9.2	7.7	8.7	7.6	28
30	8.9	7.5	8.4	7.5	7.9	7.4	30
32	8.1	7.2	7.7	7.2	7.3	7.0	32
34	7.3	7.0	7.1	6.9	6.6	6.8	34
36	6.7	6.8	6.4	6.7	6.0	6.5	36
38	5.9	6.5	5.8	6.4	5.5	6.1	38
40	5.5	6.1	5.3	5.8	5.0	5.5	40
42	5.0	5.6	4.8	5.3	4.6	5.1	42
44	4.6	5.2	4.4	4.9	4.1	4.6	44
46	4.2	4.8	4.1	4.5	3.7	4.2	46
48	3.9	4.4	3.7	4.1	3.4	3.9	48
50	3.5	4.0	3.3	3.8	3.1	3.5	50
52	3.2	3.7	3.0	3.5	2.8	3.2	52
54	2.9	3.3	2.8	3.2	2.5	2.9	54
56	2.7	3.1	2.5	2.8	2.2	2.6	56
58	2.5	2.8	2.3	2.6	2.0	2.4	58
60	2.3	2.5	2.1	2.3	1.8	2.1	60
62	2.1	2.3	1.9	2.1	1.6	1.9	62
64	1.8	2.1	1.6	1.9	-	-	64
66	1.7	-	-	-	-	-	66

FIXED JIB · 固定副臂

Lifting capacities · 起重能力

POWERLIFT 5000
拓力 5000

44.6 t		21 m		5.5 m		360°		GB / ISO			
m	40 m		43 m		46 m		49 m		52 m		m
	10°	30°	10°	30°	10°	30°	10°	30°	10°	30°	
16	9.1	-	-	-	-	-	-	-	-	-	16
18	9.0	-	9.0	-	9.1	-	9.1	-	-	-	18
20	8.9	-	8.9	-	9.0	-	9.0	-	9.0	-	20
22	8.8	-	8.8	-	8.8	-	8.8	-	8.8	-	22
24	8.6	6.8	8.7	6.8	8.7	6.7	8.6	-	8.6	-	24
26	8.5	6.6	8.5	6.6	8.5	6.5	8.5	6.5	8.5	6.4	26
28	8.4	6.3	8.4	6.3	8.4	6.2	8.4	6.2	8.4	6.2	28
30	8.3	6.1	8.3	6.1	8.3	6.0	8.3	6.0	8.3	5.9	30
32	8.2	5.8	8.2	5.9	8.2	5.8	8.2	5.8	8.0	5.7	32
34	8.1	5.6	8.1	5.7	7.8	5.7	7.6	5.6	7.4	5.5	34
36	7.6	5.4	7.5	5.4	7.3	5.5	7.0	5.3	6.9	5.3	36
38	7.1	5.3	7.0	5.3	6.8	5.3	6.5	5.2	6.3	5.2	38
40	6.6	5.1	6.6	5.1	6.3	5.1	5.9	5.1	5.8	5.0	40
42	6.2	5.0	6.1	5.0	5.8	5.0	5.6	5.0	5.3	4.9	42
44	5.7	4.8	5.6	4.8	5.4	4.8	5.1	4.7	4.9	4.7	44
46	5.3	4.7	5.2	4.6	4.9	4.6	4.7	4.6	4.5	4.6	46
48	5.0	4.5	4.9	4.5	4.6	4.5	4.3	4.4	4.2	4.4	48
50	4.7	4.4	4.6	4.3	4.3	4.3	4.0	4.3	3.8	4.3	50
52	4.3	4.2	4.2	4.2	4.0	4.2	3.7	4.1	3.5	3.9	52
54	4.0	4.1	3.9	4.1	3.7	4.0	3.4	3.8	3.2	3.6	54
56	3.7	3.9	3.6	3.8	3.4	3.7	3.2	3.5	3.0	3.4	56
58	3.3	3.5	3.3	3.5	3.1	3.4	2.9	3.2	2.8	3.1	58
60	3.1	-	3.1	3.2	2.9	3.1	2.7	2.9	2.6	2.9	60
62	-	-	2.8	2.9	2.6	2.9	2.4	2.7	2.3	2.6	62
64	-	-	-	-	2.4	2.6	2.2	2.4	2.1	2.4	64
66	-	-	-	-	-	-	2.0	2.2	1.9	2.1	66
68	-	-	-	-	-	-	-	-	-	1.9	68

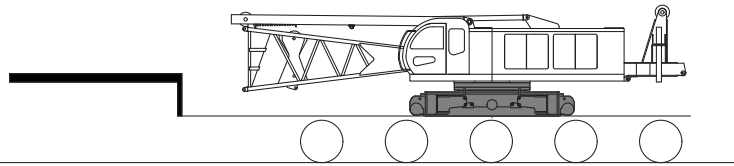
m	55 m		58 m		61 m		m
	10°	30°	10°	30°	10°	30°	
20	9.0	-	8.9	-	8.7	-	20
22	8.9	-	8.8	-	8.6	-	22
24	8.7	-	8.6	-	8.4	-	24
26	8.5	6.2	8.5	-	8.4	-	26
28	8.4	6.1	8.4	6.1	8.2	6.0	28
30	8.3	5.9	8.3	5.9	7.8	5.8	30
32	7.9	5.7	7.6	5.7	7.1	5.6	32
34	7.3	5.5	7.0	5.5	6.6	5.4	34
36	6.7	5.3	6.4	5.3	6.0	5.2	36
38	6.2	5.2	5.9	5.1	5.5	5.1	38
40	5.7	5.0	5.4	4.9	5.1	4.9	40
42	5.2	4.9	5.0	4.8	4.7	4.8	42
44	4.8	4.7	4.5	4.6	4.3	4.6	44
46	4.4	4.5	4.1	4.5	3.9	4.4	46
48	4.0	4.4	3.8	4.3	3.5	4.0	48
50	3.7	4.2	3.5	3.9	3.2	3.7	50
52	3.4	3.9	3.1	3.6	2.9	3.4	52
54	3.1	3.6	2.9	3.3	2.6	3.1	54
56	2.9	3.3	2.6	3.0	2.3	2.8	56
58	2.7	3.0	2.4	2.8	2.1	2.5	58
60	2.4	2.8	2.2	2.5	1.9	2.3	60
62	2.2	2.6	2.0	2.3	1.7	2.1	62
64	2.0	2.3	1.8	2.1	1.5	1.9	64
66	1.8	2.1	1.5	1.9	-	1.7	66
68	1.6	1.9	-	-	-	-	68

TRANSPORT EXAMPLE · 运输实例

POWERLIFT 5000
拓力 5000

Load 44 t
重量 44 t

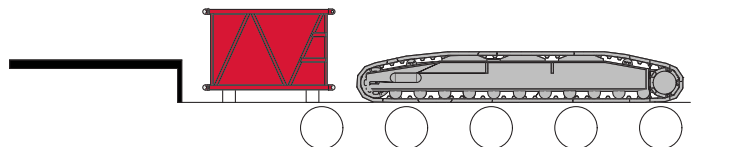
1 x



- Wooden blocking · 枕木
- Basic crane · 主机
- Boom combination · 臂杆组合
- Boom combination · 臂杆组合
- Parts boxed · 部件箱

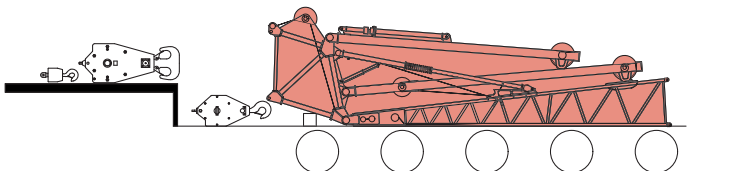
Load 17.7 t
重量 17.7 t

1 x



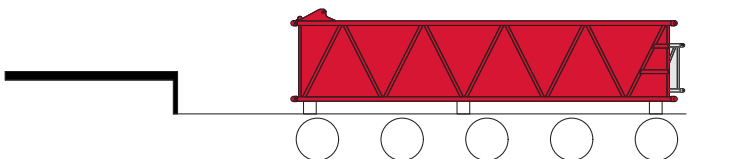
Load 7.6 t
重量 7.6 t

1 x




Load 3.2 t
重量 3.2 t

2 x



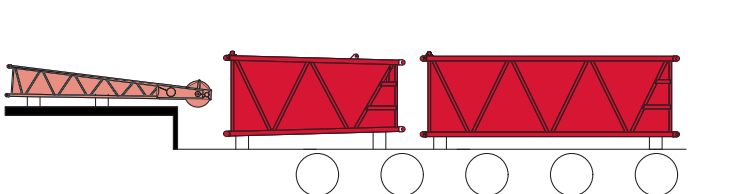
Load 3.5 t
重量 3.5 t

2 x




Load 1.7 t
重量 1.7 t

1 x



Load 2.7 t
重量 2.7 t

1 x



Crawler Carrier

	3-section carrier comprising of carbody and two crawlers. Hydraulic pin cylinder between crawlers and carbody to provide for easy assembly and removal to minimize width and weight for transportation.
Carbody	Bending- and torsion-resistant welded structure of box type construction, fabricated of structural steel.
Crawlers	Side frames: bending-resistant welded structure of structural steel. Track shoes, upper rollers, idler and drive sprockets are fabricated of heat treated, high-strength cast steel. 11 rollers on each side frame with hardened rolling surfaces.
Power system	Each crawler is powered by one hydraulic motor through closed planetary gear units running. Each crawler operates with a variable independent control system.
Outrigger cylinder	Realized self-dismantle/assembly crawlers and loading/unloading basic machine.
Pin cylinder	Each crawler designed with two hydraulic pin cylinders to remove crawler from basic machine easily.

Superstructure

Counterweight	44.6 t counterweight on the basic machine.
Frame	Torsion-resistant welded structure fabricated of structural steel. Connected to carrier by triple-row roller bearing slew ring.
Drive	Daimler Chrysler diesel engine type OM 906 LA, 202 kW, 2100 rpm. The engine complies with EUROMOT 2a regulations. Variable double of bent axis design, connecting an axial piston pump of swashplate design for hydrostatic closed circuit transmission and a gear pump, control of driving.
Rope drums	Equipped with 3 rope drums included hoist 1, hoist 2 and boom hoist. LEBUS drum is adopted to ensure normal reeving in multiple layers, The drum is driven with motor by planetary gear reducer, internal-mounted normal-closed wet disc brake. Rexroth counterbalance valve (BVD) and motor shall be closely installed face to face so as to avoid motor abnormal speed and pipe crack and ensure smooth and stable falling.
Gantry	Increased main boom erecting effect.
Slew system	Closed pump. The pinion is driven with slewing motor by planetary gear reducer, with electromagnetic proportional control. Normal closed disc brake with buffer braking oil circuit shall enable more stable slewing brake, the designed slewing inertia may function accurate slewing, which may realize the function of alignment load's center of gravity.
Control system	Equipped with Rexroth controller with color LCD. Information of engine operating, hydraulic system and load moment as well as lifting capacity charts can be showed on the display and the screen will display the relevant fault code when the system works in abnormal condition. All the working speeds are infinitely variable controlled by the lever position, enabling more comfortable. Limit load adjustment controller can optimize engine effective output and emergency control system.
Cabin	Comfortable cab with large windscreen and air-conditioner. Shatterproof-glazing all around, full instrumentation and crane controls. A camera system is installed to monitor the rope drums.
Electrical equipment	24 V D. C. system (2 x batteries 12 V, 165 Ah).

Optional Equipment

Counterweight	Self-assembly counterweight.
Hoist curb chain	It is for easy assembly of main boom.
GPS	GPS/GSM remote diagnose and satellite positioning.
H:	Main boom: foot section 6.0 m, inserts 3 m, 6 m, 9 m (type 1818) and head 7 m Main boom lengths: 16-73 m
HW:	Main boom foot section 6.0 m, inserts 3 m, 6 m, 9 m, boom tapered section and tower Fly jib: foot section 7.62 m, inserts 3 m, 6 m (type 1111), boom tapered section 6 m and head 6 m Main boom lengths: 30-51 m Fly jib lengths: 19.62-46.62 m
HF:	Main boom same as H Fixed jib: foot section 4.5 m, inserts 6 m (type 0807) and head 4.5 m Main boom lengths: 40-61 m Fixed jib lengths: 15 m and 21 m

底盘

	底盘由三部分组成，车体以及两个履带架。在运输过程中，通过销轴油缸将车体及履带架分离来缩减宽度及重量。
车身	箱形结构抗弯、抗扭。由结构钢焊接制造。
履带	支架，由结构钢焊接制造、抗弯。履带板、托轮、从动轮和驱动轮均由高强度热处理铸造而成。在每边有11个经表面热处理的支重轮。
动力系统	每条履带的动力都是由液压马达通过行星齿轮机构提供。整体式减速机马达，结构更加紧凑。每条履带无级变速控制，即可独立，也可反向行走。
支腿油缸	可以实现自拆装履带和主机装卸车。
销轴油缸	每条履带有两个销轴油缸，便于履带从车身上装卸。

上车

配重	上车共有44.6t配重。
框架	由结构钢焊接制造、抗弯，使用3排滚子轴承的回转支撑连接到底盘上。
驱动	采用的是戴姆勒克莱斯勒的柴油发动机，型号为OM 906 LA，输出功率：202 kW、转速为2100 rpm、发动机符合欧2标准；斜轴式变量双泵串联一个斜盘式闭式泵和一个齿轮泵，进行动力控制。
卷扬机	配有3套卷扬机：起升1、起升2和起重臂的起升。采用LEBUS卷筒，保证多层缠绕不乱绳。卷筒由马达通过行星减速机驱动，内藏式常闭盘式制动器。力士乐BVD制动阀与马达贴面安装，防止马达失速和管道破裂，保证平稳下落。
扳起架	提高了主臂的扳起效能。
回转装置	为闭式泵，小齿轮由回转马达通过行星减速机驱动，电磁比例控制，常闭盘式制动器。带有缓冲制动油路，使回转制动更平稳。带有回转惯性阀，可精确回转，可实现自动正钩功能。
控制系统	采用力士乐控制器配以彩色液晶显示器控制，显示器显示力矩信息、发动机运行参数，液压系统信息，性能表等。当吊车工作异常时，显示器将显示相应故障报警代码供查询。工作速度可以通过操作手柄实现无级变速。极限负载调节控制器可以优化使用发动机的使用功率、紧急控制系统。
驾驶室	宽敞舒适的驾驶室配有大挡风玻璃和冷暖风空调，视野开阔。显示器和监视器及起重机控制装置。安装了摄像头以便监视卷扬机钢丝绳的工作情况。
电气设备	24 V d.c. 系统（2个蓄电池，12 V, 165 Ah）。

选装设备

配重油缸	可以安全、平稳的拆卸配重。
吊装锁具	便于主臂的拆装。
GPS功能	GPS/GSM远程诊断及卫星定位。
H:	主臂：根部6米、标准节3米、6米、9米（1818型）和主臂头 主臂长度16米到73米
HW:	主臂：根部6米、标准节3米、6米、9米、变截面和塔式头 变幅副臂：根部7.62米、标准节3米、6米（1111型）、变截面6米和副臂头6米 主臂长度：30米到51米 副臂长度：19.62米到46.62米
HF:	主臂：与H相同 固定副臂：根部4.5米、标准节6米（0807型）、头部4.5米 主臂长度：40米到61米 副臂长度：15米和21米

NOTES TO LIFTING CAPACITY · 起重能力注释

POWERLIFT 5000
拓力 5000

Ratings are in compliance with ISO 4305 and GB3811 (test load = 1.25 × suspended load).
Weight of hook blocks and slings is part of the load, and is to be deducted from the capacity ratings.
Consult operation manual for further details.


Note: Data published herein is intended as a guide only and shall not be construed to warrant applicability for lifting purposes.
Crane operation is subject to the computer charts and operation manual both supplied with the crane.

额定起重能力符合 ISO 4305 和 GB3811 (测试载荷 = 1.25 × 悬挂载荷)。
吊钩和吊具的重量是载荷的一部分，应从额定起重能力中扣除。
具体细节请参阅操作手册。

备注：在此所印数据仅供参考，不完全适用实际吊装操作。
实际起重机操作应根据与起重车辆同时提供的起重机载荷表及操作手册进行。

NOTES · 说明

POWERLIFT 5000
拓力 5000



POWERLIFT 5000 拓力 5000

www.terexcranes.com

Effective Date: November 2010. Product specifications and prices are subject to change without notice or obligation. The photographs and/or drawings in this document are for illustrative purposes only. Refer to the appropriate Operator's Manual for instructions on the proper use of this equipment. Failure to follow the appropriate Operator's Manual when using our equipment or to otherwise act irresponsibly may result in serious injury or death. The only warranty applicable to our equipment is the standard written warranty applicable to the particular product and sale and Terex makes no other warranty, express or implied. Products and services listed may be trademarks, service marks or trade-names of Terex Corporation and/or its subsidiaries in the USA and other countries. All rights are reserved. Terex® is a registered trademark of Terex Corporation in the USA and many other countries. Copyright 2010 Terex Corporation.

生效日期：2010年11月。产品技术参数和价格如有更改，恕不另行通知。本文档中的图片和/或图纸仅作参考用途。有关正确使用本设备的说明，请参阅合适的操作手册。如果在使用本设备时，未按照操作手册正确操作，可导致严重的人身伤害或死亡。适用于我们设备的唯一保证是适用于特别产品和销售的标准书写保证，特雷克斯不做任何其他保证、表示或暗示。以上所列产品和服务为特雷克斯公司和/或其子公司在美国和其他国家/地区的商标、服务标记或厂商名称。保留所有版权。Terex®为特雷克斯公司在美国和许多其他国家的注册商标。©2010，特雷克斯公司版权所有。

Terex (China) Investment Co., Ltd

8th Floor, Tower B, GATEWAY, No 18 Xiaguangli, North Road, East 3rd Ring, Chaoyang District, Beijing, 100027 China
Phone: +86 10 5907 9000, Fax: +86 10 8440 0628, Email: cranes@terex.com, Web: www.terexcranes.com

特雷克斯（中国）投资有限公司

中国，北京市朝阳区东三环北路霞光里18号佳程广场B座8层，邮编100027
电话：+86 10 5907 9000，传真：+86 10 8440 0628，邮箱：cranes@terex.com，网址：www.terexcranes.com

Terex Topower (Shandong) Heavy Machinery Manufacture Co., Ltd.

Topower Industrial Park, Ming Shui Economic Development Area, Zhangqiu City, Shandong Province
Phone: +86 531 8372 5000, 8372 5016

特雷克斯拓能（山东）重机制造有限公司

山东省章丘市明水经济开发区拓能工业园，电话：+86 531 8372 5000, 8372 5016

Brochure Reference: TC-DS-M-E/C-POWERLIFT 5000 - 11.10

手册参考：TC-DS-M-E/C-拓力5000 - 11.10



WORKS FOR YOU.™