



X-360L

Rated Capacity 36,000-lbs. (16,329 kg)

Load Center 24-in. (610 mm)

Wheelbase 138-In. (3,505 mm)



Cover image is for example purposes only and may not reflect current features.

FAITH • VISION • WORK

www.taylorbigred.com

Courtesy of CrawMarket.com

Standard Features: X-360L

- 11' ULTRA-VU 2-Stage Mast (143-in lowered height)
- 84-in Pin-type "C" Carriage
- 3.5-in X 8-in X 48-in pin mounted Forks
- Cummins QSB 6.7L 173Hp Tier-4 Final diesel engine
- Donaldson dry-type air cleaner w/safety element & restriction indicator (vertical air intake extension with TaylorMax Precleaner)
- Dana TE-14 4-Speed powershift Transmission
- Powertrain Protection System for engine and transmission
- Kessler D-81 planetary drive axle with wet disc brakes
- Taylor 300 welded steel steer axle (single hydraulic cylinder design with heavy-duty links from the cylinder ram directly to tapered roller bearing mounted spindles)
- 12.00 X 20 – 24PR bias pneumatic drive and steer tires

Chassis

- All-welded steel frame with 4 lifting eyes (lifting eyes not designed for level pick)
- Bolted counterweight
- Replaceable bolt-on steps and handrails
- Lockable Fuel Cap
- Hinged engine hood, side service doors and removable floor panels open to expose drive train for ease of maintenance.

Cab

- Isolation mounted open operator base with overhead guard and skyview window (includes single brake pedal, dome light, wide angle mirrors, handrails and black floor mats).
- Adjustable black vinyl covered mechanical suspension seat w/arm rests
- Ergonomic, Serviceable Joystick Control mounted on adjustable arm rest
- Operator Restraint System (orange, anti-cinch seat belt with starting sequence neutral lock)
- Operator Presence System with timed idle and neutral shutdown (5 minute default, password adjustable from 1-120 minutes by end user)
- Taylor Integrated Control System (TICS) ...see next page for additional info
- TaylorTrak Pro - Advanced Fleet Telematics hardware
- 7-in touch screen color display
- One-piece flip-down instrument panel is pre-wired to accommodate heavy-duty accessories.
- Color and number coded wiring.
- Dual USB charging ports
- Hydrostatic, steer-on-demand power steering with tilt steering column

Electrical

- 24-volt electrical system with 95 amp alternator
- Dual heavy-duty batteries
- Battery disconnect/lock-out switch
- Circuit breakers with heavy duty connectors (no automotive type fuses)
- Breaker reset switches
- Key-type electronics switch with push button start
- Dual electric trumpet horns (116 dBA)
- Keyswitch-actuated amber strobe light
- Forward actuated warning alarm

Vehicle Information Package

- Operators Guide
- Maintenance and Service documentation including key circuit drawings (Serial Number Specific Parts Book is available upon request)
- Safety Check Manual and Video



Fully Enclosed 2-Door Cab with Multiple Climate Control Configurations Available (featured cab is shown with available options)



Ergonomic & Serviceable Joystick (Standard)



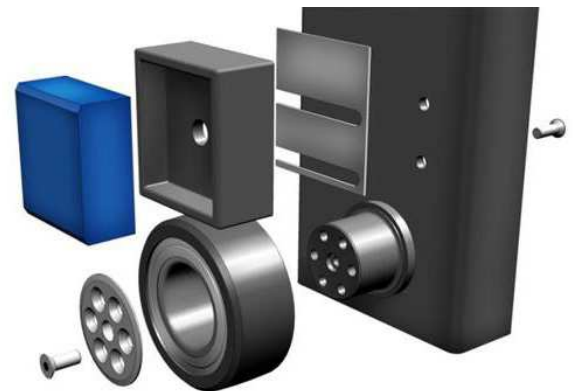
Fully Adjustable Mechanical Seat (Standard)



Industry's Toughest Steer Axle (Standard)



Vehicle Information Package "VIP" (Standard)




The mast and carriage main rollers are common and use tapered roller bearings. The side thrust pads, made from cast nylon, are adjustable to compensate for wear.

NEED OPTIONS? Just ask one of our Taylor Specialist.


Taylor Machine Works was founded on the promise of meeting our customer's needs. The signage on our original facility in 1927 stated "We Engineer and Build What You Need" and those ideals still ring true today! From multiple Mast, Carriage and Fork configurations to Special Attachments that are unique to your business, we will step forward to meet the challenge. We have a dedicated engineering group focused on meeting special request from our customers. This ensures that you have the exact equipment you need to tackle your rugged applications. With hundreds of options readily available for our trucks, and the ability to custom engineer any other need that arises, Taylor Machine Works is here ready to serve.

Serviceability

Taylor Lift Trucks are designed with ease of maintenance and serviceability as a key priority. With today's engine and emissions requirements, daily maintenance checks and timely periodic service are the key to your equipment's longevity. All daily checks across the Taylor product line can be accessed from the ground or running board, ensuring that operators can complete these requirements with ease. Also, the hinged engine hood, side service doors and removable floor panels open to expose the drive train and hydraulics to provide easy access for service and inspection.



Flip-down Dash with Color/Number Coded Wiring (Standard)



Spin-on Breather, Wire Mesh Strainer & Replaceable Internal Element (Standard)



Easy Access to Drive Train & Hydraulics



3-Section Bolted Radiator (Each section can be serviced separately)



Donaldson Air Cleaner with Safety Element (Standard)



Heavy Duty Circuit Breakers/Reset Switches (Standard)



Service & Inspection from Ground Level



Easily Accessible Daily Checks

Hydraulics & Brakes

Taylor Lift Trucks feature hydraulic systems that utilize gear type pumps and sectional control valves. Joystick control that can be tuned for operator comfort is standard on all of our models. Power-on-Demand is also featured on every Taylor lift truck, but can be turned off to suit operator preferences. The Hydraulic tank features a spin-on breather, wire- mesh strainers, full-flow 10-micron return-line filters and a replaceable internal element. The hydraulic oil and wet disc brakes are cooled by an air-to-oil cooler separate from the transmission cooler. Taylor strives to keep things simple and use appropriate technology that brings value to our customers.

Hydraulics & Brakes

The TICS system is a vehicle electronic control system comprised of multiple components including an operator display module, which provides integrated control of the electronic and hydraulic systems on the truck. J1939 CANbus technology allows all machine data to be accessed through the 7-in. touch screen color display (located in the cab) and allows controllers and sensors to communicate with minimal wiring between the components. This display indicates engine, transmission, hydraulic and emissions info as well as active warnings, fuel consumption, maintenance data and man/machine interface data. The display also allows service personnel to access data needed during troubleshooting (such as sensor status and controller outputs). Machine functions can be tuned through this display and are password protected to prevent operator access.



- TICS gives customers the ability to customize operation parameters of their Taylor lift truck, perform diagnostics, and monitor key functions including fuel consumption.
- The TICS interface is simple, easy to understand and user friendly.
- The TICS diagnostic ability is key to quick repair and less downtime.
- Troubleshooting and diagnosing most problems can be done by the customer's own mechanic, without the need for a service tech with a detached computer.
- There are multiple options available including, but not limited to, scale systems, modem based fleet tracking and the Vision Plus™ pedestrian detection system.

Supporting Taylor Lift-trucks Worldwide

Sudden Service, Inc.



24/7 Worldwide Support

Taking Care of Our Customers is Priority One!

Unbeatable customer service, backed by over 90 years of customer satisfaction.

Your #1 Source for Genuine Taylor Parts

Our customers deserve to know they can always depend on us for service and support 24/7. Because of that expectation, we have factory trained service techs on the ground nationwide. Over 200 service technicians receive continuing education (hands-on) at the factory each year. Your service techs are supported by the best OEM parts and distribution facility in the world. With \$60,000,000 dollars worth of parts distributed across our factory stores and millions more on the shelves at our dealers. We pride ourselves on providing you with unmatched Service & Support by a Worldwide Team of dedicated specialists.



Have You Considered Leasing? Or Custom Fleet Management?



Our goal is to structure a financial product that improves your profit with reduced operating cost by increasing up-time and offering a wide range of financial solutions to fit the specific needs of your business. Taylor Leasing offers over 100 different financial structures within the main product categories of:

- **Operating Lease** - A financial choice which provides use of equipment for extended period of time with a low monthly operating cost.
- **Finance Lease** - This type of lease offers flexibility in payments with equipment ownership options at the end of the lease term.
- **Fleet Management** - Your needs and goals are always evaluated carefully before providing you with a custom fleet leasing solution. We only include fleet management services (including maintenance solutions detailed below) that help your fleet function more efficiently.
- **Fleet Maintenance** - We offer tailored fleet maintenance solutions, that range from periodic service and emergency repairs to full on site personnel. Taylor Fleet Maintenance Programs assist in budgeting, while helping to eliminate unpredictable expenses and allowing you to focus on your actual business.

For more information Phone: (662) 773-3421 Ext. 400 - Fax: (662) 773-9146 or E-mail Stephen Arnett sarnett@taylorbigred.com

www.taylorleasingandrental.com

1/28/20

Courtesy of CraneMarket.com