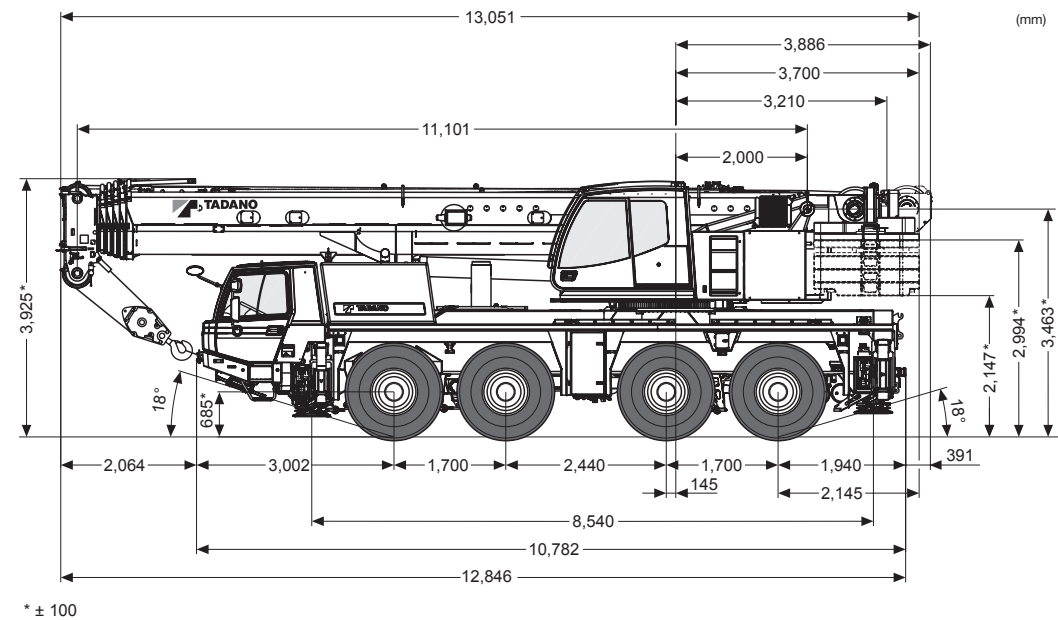
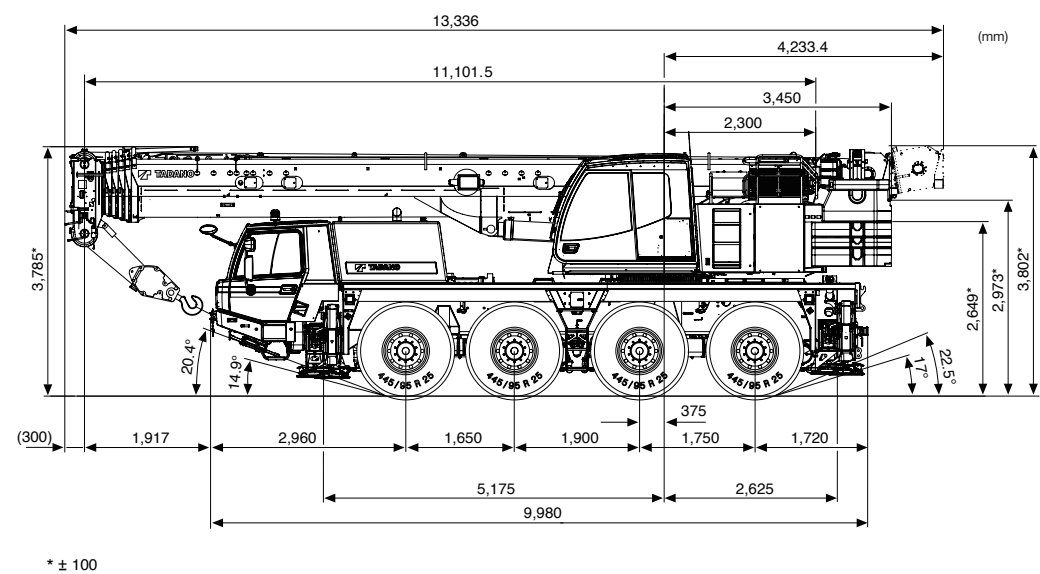


Dimensions

ATF 100G-4
EUROMOT 3B



ATF 70G-4
EUROMOT 3B



TADANO FAUN GmbH
Faunberg 2, 91207, Lauf a.d. Pegnitz, Germany
Phone: +49-9123-185-0 Fax: +49-9123-3085
<https://www.tadanofaun.de/> E-mail: info@tadanofaun.de

TADANO LTD. (International Sales Division)
4-12, Kamezawa 2-chome, Sumida-ku Tokyo 130-0014, Japan
Phone: +81-3-3621-7750 Fax: +81-3-3621-7785
<http://www.tadano.com/> E-mail: info@tadano.com



Lifting your dreams

ALL TERRAIN CRANE

ATF 100G-4

100 METRIC TON CAPACITY EUROMOT 3B

ATF 70G-4

70 METRIC TON CAPACITY EUROMOT 3B

ALL
TERRAIN
CRANE



Photo: ATF 100G-4

The individual rich lineup of the 4-axle All Terrain Cranes

The sophisticated drive concept of the all terrain crane means that it can be transported for use by road in an incredibly cost-efficient manner while still maintaining optimal good terrain mobility on construction sites. Every single TADANO all terrain crane available worldwide is developed and manufactured on our site in Lauf an der Pegnitz and therefore has the "Made-in-Germany" quality seal.



Photo: ATF 100G-4



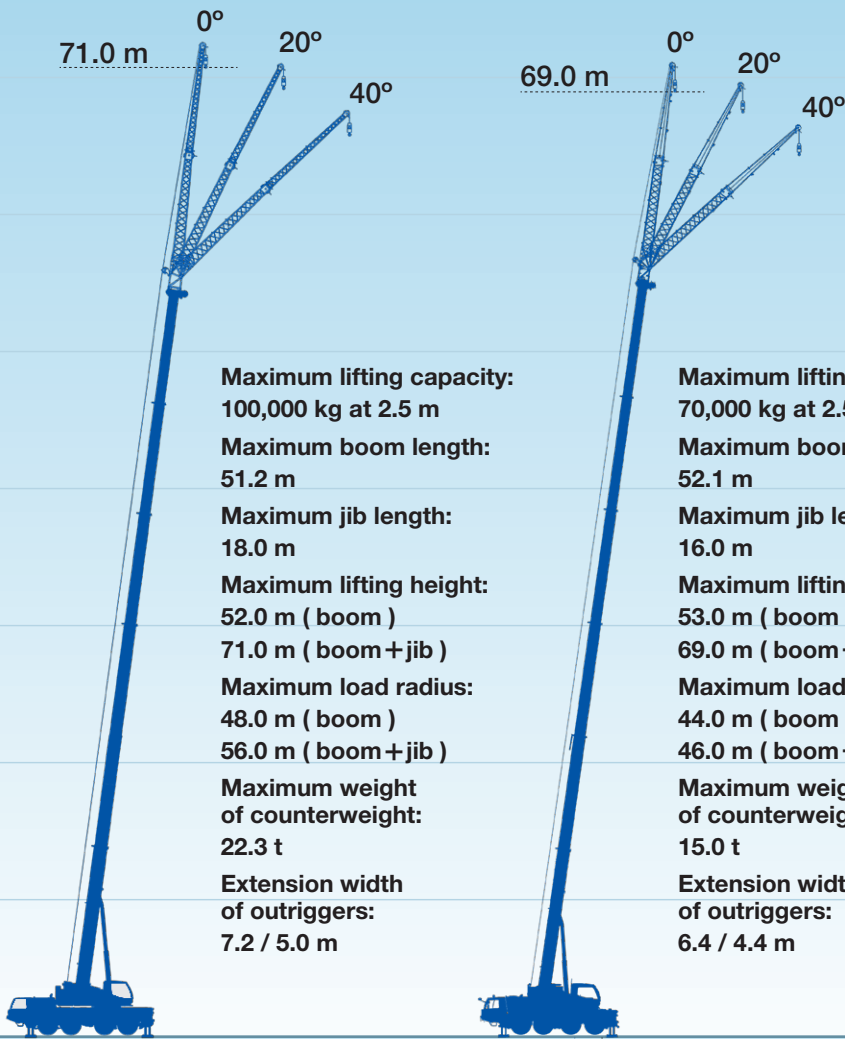
ATF 100G-4 EUROMOT 3B

The ATF 100G-4 is the perfect crane for those looking for a powerful 100 t class crane in a mobile, compact size. Its complete counterweight of 22.3 t is located within the 2.75 m width of the vehicle for easy maneuverability in very tight construction site spaces. The cab is also very comfortable. Its slewing radius of only 3.91 m offers optimal maneuverability during crane operations.



ATF 70G-4 EUROMOT 3B

The ATF 70G-4 boasts a 52.1 m main boom and two engines while still maintaining up to 12 t axel loads without issue. This, combined with its host of available accessories, makes it clear that the ATF 70G-4 is the prime example of a taxi crane with quick and straightforward deployability.



ATF 100G-4

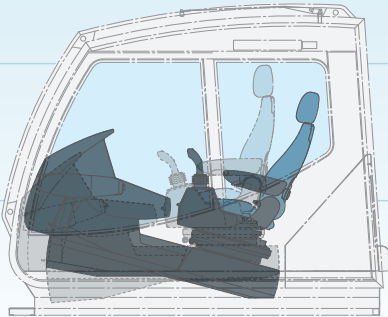
Optional:
Tiltable fly jib
Hydraulic tiltable jib

ATF 70G-4

Optional:
Tiltable fly jib
Hydraulic tiltable jib



Crane cabin



Adjusting seat tilt
The seat can be tilted for 15°. It is useful when performing a high lifting worksuch as a jib lift.

Crane


The ultimate boom for the all terrain crane

The rounded boom is made of high tensile steel, which allows for decreased boom weight and increased boom strength.



The high performance moment limiter comes standard and aids the operator in maintaining safe operation.

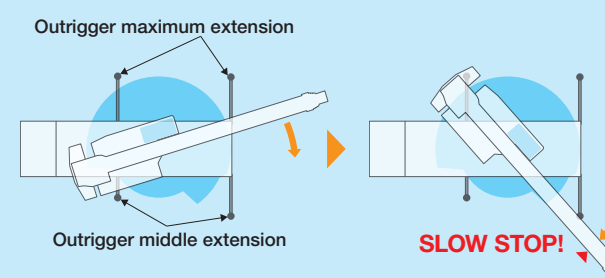
Automatic moment limiter [AML]



Tadano's AML is easy to use, innovative in design, displays important information to the operator and enables the operator to preset a custom working environment. For example, the AML shows the boom angle, boom length, load radius, operating pressure of the elevating cylinder, the extension width of the outriggers, slewing position, rated lifting capacity and present hook load. These features allow the AML to move seamlessly through all lifting operations without having to change configurations or input new codes to make the lift. The AML safety features provide both audio and visual warnings. When an operation approaches the load limit, Tadano's slow stop function engages to avoid shock loads.

Control of asymmetric extension width of outriggers

When operating the crane with the asymmetric outriggers extended, the AML automatically detects the extension width of outriggers at the front and rear, and to the left and right of the crane to allow maximum work capacity in each area. When slewing the boom from the longer outrigger area to the shorter outrigger area, the AML automatically detects the motion and displays the maximum capacity depending on each of the extension widths of outriggers, and brings the motion to a slow stop before it reaches the limits of the allowed capacity. Therefore, even in the case of operator error, the AML's slow stop function will help to minimize any safety risk.



Single telescopic cylinder

For extension and retraction of sections, 6 section box type construction consisting of 1 base section and 5 telescopic sections are extended by a single telescopic cylinder. All sections are fully extended/retracted automatically and locked in the selected working position.

*The case of boom of ATF 100G-4



- (1) Boom is fully retracted.

Telescoping cylinder B-pin (all boom sections locked)

Insert the C-pin into the 5th telescopic section
- (2) B-pin is removed.

Remove the 5th B-pin from the 4th telescopic section
- (3) Telescopic section 5 is extended.
- (4) After B-pin is inserted, C-pin is removed. Insert the 4th B-pin into the 4th telescopic section.

Remove the C-pin from the 5th telescopic section
- (5) Telescoping cylinder is retracted. Telescoping cylinder is retracted to telescopic section 4 position.
- (6) After C-pin is inserted, B-pin is removed. Remove the 4th B-pin from the 3rd telescopic section. Insert the C-pin into the 4th telescopic section.
- (7) Telescopic section 4 is extended (during extension). Repeat (3) to (6) to fully extend the boom.



Lift Adjuster ^{*Optinal}

Boom deflection occurs when the winch is wound due to the weight of the lifted load, causing the lifted load to sway in a direction that expands the load radius as it clears the ground. This situation requires very careful and precise operation to mitigate outward movement of the hook block. In the lift adjuster function, the AML detects boom deflection and automatically adjusts boom angle to mitigate outward hook block movement.

Tadano's carriers boast highway speed capacity and maneuverability ideal for both on and off-road construction as well as industrial projects. These models enable access to confined job site because of their all wheel steering.



Two-person, full-width cabin

The full-sized cabin accommodates two passengers, allows comfortable traveling for the operator.

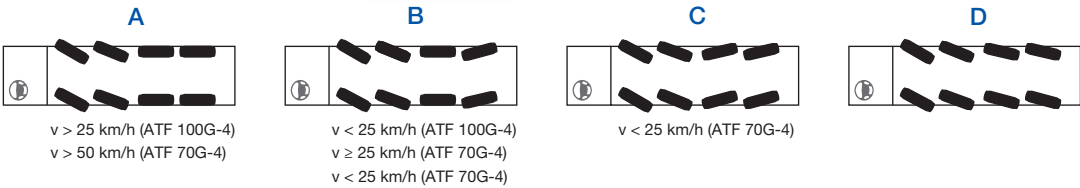
Automatic mechanical transmission



Photo: ATF 100G-4

Four steering modes

Hydraulic power steering.





High performance engine



Mercedes-Benz
6 cylinder model OM 501 LA
(Euromot III B / EPA Tier 4i)
Rated:
320 kW (435 PS) at 1,800 min⁻¹
Torque:
2,100 Nm (214 kpm) at 1,300 min⁻¹

Transmission

ZF-AS-Tronic 12 AS 2531 mechanical transmission with integrated interarder, electro-pneumatically operated dry-type clutch and automatic gear shifting with 12 forward gears and 2 reverse gears. Power / Economy modes.

	Max traveling speed	Overall length	Overall width	Overall height	Drive/steering
ATF 100G-4  Tires: 445/95 R25 (16.00 R25)	85 km/h	13.05 m	2.75 m	3.93 m	8 x 6 x 8 (8 x 8 x 8)* 
ATF 70G-4  Tires: 445/95 R25 (16.00 R25)	85 km/h	12.25 m	2.55 m	3.79 m	8 x 6 x 8 (8 x 8 x 8)* 

*Optional