

ALL TERRAIN CRANE

AR

AR-5500M

JAPANESE SPECIFICATIONS

CARRIER MODEL	SPEC. NO.
FAUN RTF600-7	AR-5500M-1-90101

Refer to the specifications in the separate sections regarding the details of luffing jib.

Control No. AR-5500M-1-90101 / B-02

AR-5500M

CRANE SPECIFICATIONS

CRANE CAPACITY

Main boom (MB)

14.5 m	Main boom	550 t at 3.0m	(30 part - line x2)
18.5 m	Main boom	330 t at 4.5m	(16 part - line x2)
22.5 m	Main boom	330 t at 4.5m	(16 part - line x2)
26.5 m	Main boom	250 t at 6.0m	(12 part - line x2)
30.5 m	Main boom	250 t at 6.0m	(12 part - line x2)
Single top		12.5 t	(1 part line)

Fixed boom (FB)

13.0 m	Fixed boom	200 t at 8.0m	(10 part - line x2)
25.5 m	Fixed boom	113 t at 12.0m	(11 part - line)

Telescopic boom (TB)

14.1 m	Telescopic boom	160 t x 11.0m	(16 part - line)
18.7 m	Telescopic boom	113 t x 14.0m	(11 part - line)
23.3 m	Telescopic boom	113 t x 12.0m	(11 part - line)
27.9 m	Telescopic boom	80 t x 18.0m	(7 part - line)
32.5 m	Telescopic boom	80 t x 16.0m	(7 part - line)

<Reference>

Luffing jib

18 m	Luffing jib	140 t x 12.0m	(12 part - line)
27 m	Luffing jib	117 t x 14.0m	(10 part - line)
36 m	Luffing jib	80.5 t x 18.0m	(8 part - line)
45 m	Luffing jib	55.9 t x 18.0m	(6 part - line)
54 m	Luffing jib	40.8 t x 30.0m	(4 part - line)
63 m	Luffing jib	25.0 t x 48.0m	(2 part - line)
72 m	Luffing jib	20.5 t x 42.0m	(2 part - line)
81 m	Luffing jib	15.3 t x 60.0m	(2 part - line)

MAX.LIFTING HEIGHT

Main boom	30.2m
Fixed boom	55.0m
Telescopic boom	62.0m
<Reference> Luffing jib	134.0m

MAX.WORKING RADIUS

Main boom	28.0m
Fixed boom	50.0m
Telescopic boom	55.0m
<Reference> Luffing jib	105.0m

BOOM LENGTH

Main boom	14.5m – 30.5m
Fixed boom	12.5m x 2
Telescopic boom	14.1m – 32.5m
<Reference> Luffing jib	18m, 27m, 36m, 45m, 63m, 72m, 81m

BOOM EXTENSION SPEED

Main boom	16.0m/250s
Telescopic boom	18.4m/240s

MAIN WINCH SINGLE LINE WINDING SPEED

150m/min (5th layer)

AUXILIARY WINCH SINGLE LINE WINDING SPEED

150m/min (5th layer)

BOOM ELEVATION ANGLE

-1.0° – 82°

BOOM ELEVATION SPEED

-1.0° – 82°/220s

SWING ANGLE

360° continue

SWING SPEED

1.0min⁻¹/0.5min⁻¹/0.3min⁻¹

WIRE ROPE

Main Winch

25mm x 705m (Diameter x Length)
Anti-rotate wire rope

Auxiliary Winch

25mm x 705m (Diameter x Length)
Anti-rotate wire rope

HOOK

300t	hook	(30part-line)(with attachment)
150t	hook	(14part-line)
80t	hook	(7part-line)
25t	hook	(3part-line)
12.5t	hook	(1part-line)

BOOM

Main boom

3-section sequential hydraulically telescoping boom of box construction
Each stage lock or no lock (spring type and air cylinder type)
Heavy load head/Standard head, Head change type

Fixed boom boom

2 fixed booms of fixed box construction
Heavy load head/Standard head, Head change type

Telescopic boom

3-section sequential hydraulically telescoping boom of box construction
Each stage lock or no lock (Spring type and air cylinder type)

BOOM EXTENSION

Main boom

2 double-acting hydraulic cylinders

Telescopic boom

2 double-acting hydraulic cylinders

SINGLE TOP

Single sheave. Mounted to main boom head by pin.

HOIST

Driven by hydraulic variable motor and via planetary gear reducer.
Automatic brake
2-speed (high/low) selection type
2 single winches

BOOM ELEVATION

3 double-acting hydraulic cylinders

SWING

Hydraulic motor driven planetary gear reducer
Roller type swing bearing
Disk type negative brake
With the device for high/low speed changing and slow speed operation
Pneumatically operated swing lock

OUTRIGGERS

Fully hydraulic H-type 3 steps
Slides and jacks each provided with independent operation device.
Fully extended width 9.0m
Middle extended width 8.0m, 7.0m, 5.8m
Extended width detector provided.
Slide lock pin provided.

CENTER JACK

1 center jack (hydraulic)

AUXILIARY JACKS

4 hydraulic auxiliary jacks

COUNTERWEIGHT

195t, 164t, 127t, 94t, 57t

ENGINE FOR CRANE

Engine exclusive to upper component operation

Model NISSAN DIESEL RF804

Type 4-cycle, V8-cylinder, direct-injection, diesel engine

Piston displacement 16,991cm³

Max. output

198kw at 1,700rpm {270PS at 1,700rpm}

Max. torque

1,050N·m at 1,400rpm {107kgf·m at 1,400rpm}

FUEL TANK CAPACITY

300 liters

HYDRAULIC PUMPS

2 variable piston pumps and 2 gear pumps

HYDRAULIC OIL TANK CAPACITY

Upper 2,710 liters

Lower 350 liters

CARRIER SPECIFICATIONS

SAFETY DEVICES

Automatic moment limiter (AML)
 Multiple display
 With working range limiting function
 Outrigger extension automatic detector (individual detection)
 Counterweight combination automatic detector
 Swing range controller
 Swing automatic stop device
 Boom elevation slow down and stop device
 Over-winding cutout device
 Dead winding holding device
 Cable follower
 Hook safety latch
 Winch drum lock
 Hydraulic safety valve
 Hydraulic lock (elevation, telescoping, hoist, jack)
 Swing lock
 Boom angle indicator
 Level gauge

EQUIPMENT

Oil cooler
 Boom dismount/mount device
 Swing frame dismount/mount device
 Counterweight dismount/mount device
 Boom elevation creeping mode setting device
 AML external warning lamp
 Hook movement amount indicator
 Wind velocity meter
 Iron plate
 Hot and cool boxes
 Lunch table
 Air conditioner
 Drum monitor
 FM radio
 Back monitor
 Remote searchlight

OPTIONAL EQUIPMENT

Swing alarm
 Hung loads monitoring camera

MANUFACTURER

FAUN GmbH

CARRIER MODEL

RTF 600-7

ENGINE

Model OM442LA (Benz)
 Type 4-cycle, V8-cylinder, direct-injection,
 turbo diesel engine with inter cooler
 Piston displacement 14,618cm³
 Max. output
 405kw at 2,100rpm {550PS at 2,100rpm}
 Max. torque
 2,350N-m at 1,100rpm {240kgf-m at 1,100rpm}

TRANSMISSION

Fully automatic
 5-forward and 1-reverse speeds
 Sub-transmission provided.

CLUTCH

Torque converter provided.
 Automatic lock-up mechanism provided.

DRIVING METHOD

14 x 4
 12 x 8, 12 x 8 --- Off load (with def-lock mechanism)

AXLE (all axles)

Full-floating type

SUSPENSION (all axles)

Hydraulic pneumatic suspension
 Stroke: +149mm/-113mm

STEERING

Type: Left-side handle
 Fully hydraulic power steering
 2 circuits
 Emergency power steering

BRAKE SYSTEM

Service Brake
 Air brake on all wheels
 2 circuits
 Parking Brake
 Spring brake, acting on the 4th, 5th, 6th, 7th axles (8 wheels)
 Emergency Brake
 Works by applying the parking brake
 Auxiliary Brake
 Flow type retarder (transmission built-in)
 Exhaust brake
 Eddy current retarder

ELECTRIC SYSTEM

24 V DC. 2 batteries of 12V-170Ah

FUEL TANK CAPACITY

600 liters

CAB

Two-man type

TIRES

445/95R25 177E ROAD (all wheels)

WHEEL

11.25-25 (all wheels)

STANDARD EQUIPMENT

Air conditioner
 FM radio
 Mud guard
 Centralized lubrication unit
 Bed for napping
 Back monitor

GENERAL DATA

DIMENSIONS (CARRIER ONLY)

Overall length	15,980mm
Overall width	3,000mm
Overall height	2,820mm
Wheel base	1,650mm + 2,850mm + 1,700mm + 1,650mm + 1,800mm + 1,650mm
Tread	2,557mm

WEIGHTS (CARRIER ONLY)

Gross vehicle weight	
Total	50,790kg (Two-man type)
Front: 1st + 2nd axles	18,910kg
Rear: 3rd + 4th + 5th axles	13,880kg
6th + 7th axles	18,000kg

PERFORMANCE (CARRIER ONLY)

Max. traveling speed	62km/h
Gradeability (tan θ)	0.34
Min. turning radius	
10-wheel steering	11.9m

Note:

1. The swing jib of this crane must be removed and transported separately from the carrier when running on public roads.
2. This crane is covered by Class D Conditions under the Basic Running Conditions of the Road Traffic Act.

TOTAL RATED LOADS

[Main boom (MB) Fixed boom (FB)]

- The total rated loads shown are for the case where the outriggers are set horizontally on firm level ground. The values above the bold lines are based on the crane strength while those below are based on the crane stability.
- The table below shows the classification of Performances A to I of the total rated load of the heavy-load-head specification.

Always use the auxiliary and center jacks for Performances A to D.
 Otherwise, Performance SE of the standard-head specification will be applied.
 For Performances G to I, the fixed boom (FB) cannot be used.

Main boom (MB), Main boom (MB)+ Fixed boom (FB)

Counterweight Outrigger extension width	195 t	164 t	127 t	94 t	0 t
9.0 m	A	B	C	D	G
8.0 m	/	/	/	/	H
7.0 m	/	/	/	/	H
5.8 m	/	/	/	/	I

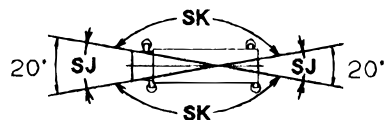
- The table below shows the classification of Performances SA to SK, H and I of the total rated load of the standard-head specification.

Always use the auxiliary jack for Performances SA and SB.
 Otherwise, Performance SC will be applied.
 When a counterweight is 0 t, the fixed boom (FB) cannot be used.
 Performance SG is not available for the fixed boom (FB) x 2.

Main boom (MB), Main boom (MB)+ Fixed boom (FB) x (1 or 2)

Counterweight Outrigger extension width	195 t	164 t	127 t	94 t	57 t	0 t
9.0 m	S A	S B	S C	S D	S E	S G
8.0 m	/	/	S D	S E	S F	H
7.0 m	/	/	/	S E	S F	H
5.8 m	/	/	/	/	S G	I
2.6 m	/	/	/	/	/	S J, S K

Performances SJ and SK are available for the 18.5 m boom or shorter booms. The working range is as shown in the drawing.



4. The weights of the slings and hooks (300t hook with attachment: 3,700kg, 300t hook: 3,400kg, 12.5t hook: 500kg, 25t hook: 730kg, 11.2t hook: 430kg) are included in the total rated loads shown.
5. The total rated load is based on the actual working radius including the deflection of the boom.
6. The standard hook and number of part lines are shown in the total rated loads chart. The load per line should not exceed 123 kN {12.5 tf}.
7. The total rated load for the main boom (MB) whose length is 18.0 m or longer is the value when the main-boom fixing pin is used. The maximum total rated load is 100 t when the main-boom fixing pin is not used. The total rated load of 100 t or less is the same as the one when the main-boom fixing pin is used.
8. The total rated load for the single top is the value obtained by subjecting the weight of the hook mounted on the boom from the total rated load for the boom, and must not exceed 12.5 t.
9. Mark θ in the total rated load chart shows the boom elevating angle range under no load.

[Telescopic boom (TB)]

- The total rated loads shown are for the case where the outriggers are set horizontally on firm level ground. The values above the bold lines are based on the crane strength while those below are based on the crane stability.
- The weights of the slings and hooks (300t hook: 3,400kg, 150t hook: 2,400kg, 12.5t hook: 500kg) are included in the total rated loads shown.
- The total rated load is based on the actual working radius including the deflection of the boom.
- The table below shows the classification of Performances TA to TG of the total rated load. Always use the auxiliary jacks for Performances TA and TB. Otherwise, Performance TC will be applied.

Main boom (MB) + Telescopic boom (TB)

Counterweight Outrigger extension width	195t	164t	127t	94t	57t
9. 0 m	T A	T B	T C	T D	T E
8. 0 m			T D	T E	T F
7. 0 m				T E	T F
5. 8 m					T G

- The standard hook and number of part lines are shown in the total rated loads chart. The load per line should not exceed 123 kN {12.5 tf}.
- The total rated load for the single top is the value obtained by subjecting the weight of the hook and mounted on the boom from the total rated load for the boom, and must not exceed 12.5 t.
- The total rated load for the telescopic boom (TB) whose length is 14.1 m and the main boom (MB) whose length is 18.0 m or longer is the value when the main-boom fixing pin is used. The maximum total rated load is 100 t when the main-boom fixing pin is not used.
The total rated load of 100 t or less is the same as the one when the main-boom fixing pin is used.
- The total rated load for the MB whose length is 30.0 m and the TB whose length is 18.7 m or longer is the value when the telescopic-boom fixing pin is used.
The maximum total rated load is 60 t when the telescopic-boom fixing pin is not used.
The total rated load of 60 t or less is the same as the one when the telescopic-boom fixing pin is used.
- Keep the TB fully retracted (14.1 m) until the MB is fully extended (30.0 m).
When extending the TB after the MB is fully extended, always use the main-boom fixing pin.
- The rated total load table does not include wind effects. When the maximum instantaneous velocity is 10m/s or more, stop crane operation.
- Mark θ in the total rated load chart shows the boom elevating angle range under no load.

Performance A
Total rated loads chart for the heavy load head
Main boom (MB), Main boom (MB)+Fixed boom (FB)

Unit: ton

MB length (m)	14.5	18.5	22.5	26.5	30.5	14.0	18.0	22.0
FB length (m)	-	-	-	-	-	13.0	13.0	13.0
Total length (m)	14.5	18.5	22.5	26.5	30.5	27.0	31.0	35.0
Working radius (m)								
3.0	550.0							
3.5	430.0	330.0	330.0					
4.0	388.0	330.0	330.0					
4.5	361.0	330.0	330.0					
5.0	337.0	327.0	318.0	250.0		200.0		
6.0	310.0	305.0	305.0	250.0	250.0	200.0	200.0	
7.0	274.0	265.0	265.0	246.0	242.0	200.0	200.0	200.0
8.0	240.0	233.0	230.0	222.0	218.0	200.0	200.0	200.0
9.0	216.0	212.0	205.0	202.0	199.0	195.0	198.0	193.0
10.0	194.0	194.0	188.0	186.0	182.0	178.0	182.0	177.0
11.0	171.0	177.0	174.0	171.0	168.0	163.0	168.0	163.0
12.0	143.0	161.0	160.0	159.0	156.0	150.0	155.0	151.0
14.0		135.0	135.0	136.0	136.0	130.0	135.0	131.0
16.0		99.5	116.0	117.0	118.0	114.0	118.0	116.0
18.0			99.7	102.0	103.0	102.0	103.0	101.0
20.0			72.5	89.9	90.5	92.0	91.1	89.4
22.0				77.9	80.2	81.7	81.2	79.4
24.0				56.3	71.7	63.6	72.8	71.1
26.0					62.6		63.2	64.0
28.0					45.1		48.4	58.0
30.0								49.5
32.0								37.2
θ (°)	0~78	0~81	0~82	0~82	0~82	0~80	0~82	0~82
Standard hook	300 t × 2 with attachment	300 t × 2			300 t × 2			
The weights of the hooks	3700kg × 2	3400kg × 2			3400kg × 2			
Standard number of part lines	30 × 2	16 × 2		12 × 2		10 × 2		

Note: a 195 t counterweight and 9.0 m outrigger extension width.
 Auxiliary and center jacks used

Performance B
Total rated loads chart for the heavy load head
Main boom (MB), Main boom (MB)+Fixed boom (FB)

Unit: ton

MB length (m)	14.5	18.5	22.5	26.5	30.5	14.0	18.0	22.0
FB length (m)	-	-	-	-	-	13.0	13.0	13.0
Total length (m)	14.5	18.5	22.5	26.5	30.5	27.0	31.0	35.0
Working radius (m)								
3.0	450.0							
3.5	421.0	330.0	330.0					
4.0	388.0	330.0	330.0					
4.5	361.0	330.0	330.0					
5.0	337.0	327.0	318.0	250.0		200.0		
6.0	297.0	288.0	280.0	250.0	250.0	200.0	200.0	
7.0	264.0	258.0	250.0	246.0	242.0	200.0	200.0	200.0
8.0	231.0	231.0	226.0	222.0	218.0	200.0	200.0	200.0
9.0	205.0	205.0	204.0	202.0	199.0	195.0	198.0	193.0
10.0	184.0	183.0	182.0	184.0	182.0	178.0	182.0	177.0
11.0	166.0	166.0	165.0	166.0	167.0	163.0	167.0	163.0
12.0	143.0	151.0	150.0	151.0	152.0	150.0	152.0	150.0
14.0		127.0	126.0	127.0	128.0	130.0	128.0	126.0
16.0		99.5	106.0	108.0	108.0	111.0	109.0	107.0
18.0			92.2	93.4	94.0	96.7	94.5	92.7
20.0			72.5	80.4	81.0	84.9	82.6	80.8
22.0				69.6	70.2	74.4	71.7	69.7
24.0				56.3	61.5	63.6	62.8	60.7
26.0					54.4		55.5	53.4
28.0					45.1		48.4	47.3
30.0								42.2
32.0								37.2
θ (°)	0 ~ 79	0 ~ 82	0 ~ 82	0 ~ 82	0 ~ 82	0 ~ 82	0 ~ 82	0 ~ 82
Standard hook	300 t × 2 with attachment	300 t × 2			300 t × 2			
The weights of the hooks	3700kg × 2	3400kg × 2			3400kg × 2			
Standard number of part lines	30 × 2	16 × 2	12 × 2		10 × 2			

Note: a 164 t counterweight and 9.0 m outrigger extension width.
 Auxiliary and center jacks used

Performance C
Total rated loads chart for the heavy load head
Main boom (MB), Main boom (MB)+Fixed boom (FB)

Unit: ton

MB length (m)	14.5	18.5	22.5	26.5	30.5	14.0	18.0	22.0
FB length (m)	-	-	-	-	-	13.0	13.0	13.0
Total length (m)	14.5	18.5	22.5	26.5	30.5	27.0	31.0	35.0
Working radius (m)								
3.0	360.0							
3.5	360.0	330.0	330.0					
4.0	360.0	330.0	330.0					
4.5	360.0	330.0	330.0					
5.0	337.0	327.0	318.0	250.0		200.0		
6.0	287.0	287.0	280.0	250.0	250.0	200.0	200.0	
7.0	247.0	247.0	246.0	246.0	242.0	200.0	200.0	200.0
8.0	216.0	216.0	215.0	216.0	217.0	200.0	200.0	200.0
9.0	191.0	191.0	190.0	191.0	192.0	194.0	192.0	191.0
10.0	171.0	171.0	170.0	171.0	172.0	174.0	172.0	170.0
11.0	154.0	154.0	152.0	154.0	155.0	157.0	155.0	154.0
12.0	139.0	138.0	137.0	139.0	139.0	143.0	140.0	138.0
14.0		113.0	112.0	114.0	115.0	118.0	116.0	114.0
16.0		92.7	91.1	92.8	93.5	98.7	96.0	93.9
18.0			75.7	77.2	77.8	82.6	80.0	77.9
20.0			64.2	65.4	66.0	70.4	67.8	65.7
22.0				56.2	56.7	60.9	58.3	56.2
24.0				49.0	49.4	53.4	50.7	48.6
26.0					43.4		44.5	42.3
28.0					38.6		39.4	37.2
30.0								32.8
32.0								29.2
θ (°)	0~82	0~82	0~82	0~82	0~82	0~82	0~82	0~82
Standard hook	300 t × 2 with attachment	300 t × 2				300 t × 2		
The weights of the hooks	3700kg × 2	3400kg × 2				3400kg × 2		
Standard number of part lines	30 × 2	16 × 2		12 × 2		10 × 2		

Note: a 127 t counterweight and 9.0 m outrigger extension width.
 Auxiliary and center jacks used

Performance D
Total rated loads chart for the heavy load head
Main boom (MB), Main boom (MB)+Fixed boom (FB)

Unit: ton

MB length (m)	14.5	18.5	22.5	26.5	30.5	14.0	18.0	22.0
FB length (m)	-	-	-	-	-	13.0	13.0	13.0
Total length (m)	14.5	18.5	22.5	26.5	30.5	27.0	31.0	35.0
Working radius (m)								
3.0	360.0							
3.5	360.0	330.0	330.0					
4.0	360.0	330.0	330.0					
4.5	353.0	330.0	330.0					
5.0	320.0	321.0	318.0	250.0		200.0		
6.0	269.0	269.0	268.0	250.0	250.0	200.0	200.0	
7.0	231.0	231.0	230.0	232.0	232.0	200.0	200.0	200.0
8.0	202.0	202.0	201.0	202.0	203.0	200.0	200.0	200.0
9.0	178.0	177.0	176.0	178.0	178.0	182.0	180.0	178.0
10.0	157.0	156.0	155.0	157.0	157.0	161.0	159.0	157.0
11.0	138.0	137.0	136.0	138.0	139.0	144.0	141.0	140.0
12.0	120.0	119.0	117.0	119.0	120.0	127.0	124.0	122.0
14.0		92.8	91.3	93.2	93.9	99.9	97.1	94.8
16.0		74.9	73.3	75.0	75.7	81.0	78.3	76.1
18.0			60.3	61.8	62.5	67.3	64.6	62.5
20.0			50.7	51.9	52.5	56.9	54.3	52.2
22.0				44.1	44.7	48.9	46.2	44.2
24.0				38.1	38.5	42.5	39.8	37.7
26.0					33.4		34.5	32.4
28.0					29.4		30.3	28.0
30.0								24.4
32.0								21.4
θ (°)	0~82	0~82	0~82	0~82	0~82	0~82	0~82	0~82
Standard hook	300 t × 2 with attachment	300 t × 2			300 t × 2			
The weights of the hooks	3700kg × 2	3400kg × 2			3400kg × 2			
Standard number of part lines	30 × 2	16 × 2		12 × 2		10 × 2		

Note: a 94 t counterweight and 9.0 m outrigger extension width.
 Auxiliary and center jacks used

Performance G
Total rated loads chart for the heavy load head
Main boom (MB)

Unit: ton

MB length (m)	14.5	18.5	22.5	26.5	30.5
FB length (m)	-	-	-	-	-
Total length (m)	14.5	18.5	22.5	26.5	30.5
Working radius (m)					
3.0	170.0				
3.5	170.0	170.0	170.0		
4.0	170.0	170.0	170.0		
4.5	170.0	170.0	170.0		
5.0	170.0	170.0	170.0	170.0	
6.0	170.0	170.0	170.0	170.0	170.0
7.0	130.0	130.0	129.0	132.0	133.0
8.0	98.2	97.9	96.3	99.0	100.0
9.0	76.9	76.3	74.2	77.6	78.6
10.0	56.7	55.9	54.0	57.1	58.4
11.0	43.5	42.5	40.8	43.5	44.7
12.0	34.4	33.0	31.4	33.9	35.0
14.0		20.6	19.1	21.3	22.3
16.0		12.3			
θ (°)	0 ~ 78	0 ~ 81	42 ~ 82	52 ~ 82	58 ~ 82
Standard hook	300t				
The weights of the hooks	3400kg				
Standard number of part lines	17				

Note: a 0 t counterweight and 9.0 m outrigger extension width.

Performance H

Total rated loads chart for the heavy load head/standard head
Main boom (MB)

Unit: ton

MB length (m)	14.5	18.5	22.5	26.5	30.5
FB length (m)	-	-	-	-	-
Total length (m)	14.5	18.5	22.5	26.5	30.5
Working radius (m)					
3.0	170.0				
3.5	170.0	170.0	170.0		
4.0	170.0	170.0	170.0		
4.5	170.0	170.0	170.0		
5.0	170.0	170.0	170.0	170.0	
6.0	126.0	126.0	123.0	127.0	129.0
7.0	83.5	83.4	81.5	84.6	85.9
8.0	60.0	59.7	58.1	60.8	61.9
9.0	45.1	44.7	43.2	45.7	46.7
10.0	34.9	34.3	32.9	35.2	36.2
11.0	27.5	26.7	25.4	27.5	28.4
12.0	22.1	20.9	19.6	21.6	
14.0		12.0			
θ (°)	0 ~ 82	0 ~ 82	50 ~ 82	57 ~ 82	66 ~ 82
Standard hook	300t				
The weights of the hooks	3400kg				
Standard number of part lines	17				

Note: a 0 t counterweight and 8.0 m outrigger extension width or
a 0 t counterweight and 7.0 m outrigger extension width.

Performance I

Total rated loads chart for the heavy load head/standard head
Main boom (MB)

Unit: ton

MB length (m)	14.5	18.5	22.5	26.5	30.5
FB length (m)	-	-	-	-	-
Total length (m)	14.5	18.5	22.5	26.5	30.5
Working radius (m)					
3.0	170.0				
3.5	170.0	170.0	170.0		
4.0	170.0	170.0	170.0		
4.5	170.0	170.0	170.0		
5.0	130.0	130.0	128.0	132.0	
6.0	81.0	81.0	79.2	82.3	83.5
7.0	55.7	55.6	54.0	56.7	57.8
8.0	40.4	40.2	38.7	41.1	42.1
9.0	30.2	29.8	28.5	30.7	31.6
10.0	23.0	22.4	21.1	23.2	
11.0	17.6	16.8			
12.0	13.0				
θ (°)	0 ~ 82	47 ~ 82	60 ~ 82	65 ~ 82	71 ~ 82
Standard hook	300t				
The weights of the hooks	3400kg				
Standard number of part lines	17				

Note: a 0 t counterweight and 5.8 m outrigger extension width.

Performance SA
Total rated loads chart for the standard head
Main boom (MB), Main boom (MB)+Fixed boom (FB)

Unit: ton

MB length (m)	14.5	18.5	22.5	26.5	30.5	14.0	18.0	22.0	26.0	30.0	14.0	18.0	22.0	26.0	30.0	
FB length (m)	-	-	-	-	-	13.0	13.0	13.0	13.0	13.0	25.5	25.5	25.5	25.5	25.5	
Total length (m)	14.5	18.5	22.5	26.5	30.5	27.0	31.0	35.0	39.0	43.0	39.5	43.5	47.5	51.5	55.5	
Working radius (m)																
4.5	170.0	170.0	170.0													
5.0	170.0	170.0	170.0	170.0		170.0										
6.0	170.0	170.0	170.0	170.0	170.0	170.0	170.0									
7.0	170.0	170.0	170.0	170.0	170.0	170.0	170.0	170.0	140.0							
8.0	170.0	170.0	170.0	170.0	170.0	170.0	170.0	170.0	140.0	140.0	113.0	113.0				
9.0	170.0	170.0	170.0	170.0	170.0	170.0	170.0	170.0	140.0	140.0	113.0	113.0	113.0			
10.0	170.0	170.0	170.0	170.0	170.0	170.0	170.0	170.0	140.0	140.0	113.0	113.0	113.0	113.0		
11.0	170.0	170.0	170.0	170.0	170.0	166.0	170.0	166.0	140.0	140.0	113.0	113.0	113.0	113.0	113.0	
12.0	146.0	164.0	163.0	162.0	159.0	153.0	158.0	154.0	140.0	140.0	111.0	113.0	113.0	113.0	113.0	113.0
14.0		138.0	138.0	139.0	139.0	133.0	138.0	134.0	132.0	130.0	95.9	105.0	112.0	109.0	111.0	111.0
16.0		102.0	119.0	120.0	120.0	117.0	120.0	118.0	117.0	115.0	83.5	91.9	99.1	96.9	99.1	99.1
18.0			102.0	105.0	105.0	104.0	105.0	103.0	104.0	102.0	73.8	81.4	88.0	86.4	88.7	88.7
20.0			75.3	92.5	93.1	94.5	93.5	91.9	91.9	91.8	65.8	72.8	79.0	77.9	80.1	80.1
22.0				80.7	82.8	84.3	83.5	81.8	81.9	81.7	59.2	65.7	71.5	70.7	72.8	72.8
24.0				58.9	74.2	66.2	75.2	73.5	73.5	73.3	53.7	59.7	65.1	64.5	66.5	66.5
26.0					65.4		65.8	66.4	66.4	66.2	48.9	54.5	59.7	59.3	61.1	61.1
28.0					47.8		51.0	60.4	60.3	60.1	44.9	50.1	55.0	54.7	56.4	56.4
30.0								52.1	55.0	54.7	41.3	46.3	50.9	50.7	51.9	51.9
32.0								39.8	50.3	50.0	38.2	42.9	47.3	47.1	47.2	47.2
34.0									42.9	45.8	35.5	39.9	44.1	43.5	43.0	43.0
36.0									32.4	42.0	33.1	37.2	40.4	39.8	39.2	39.2
38.0										35.6		34.9	37.1	36.5	35.9	35.9
40.0										26.6		27.7	33.3	33.5	32.8	32.8
42.0													28.1	30.6	29.9	29.9
44.0													21.2	27.2	27.4	27.4
46.0														22.7	25.1	25.1
48.0														16.6	22.1	22.1
50.0															18.2	18.2
θ (°)	0~72	0~77	0~80	0~82	0~82	0~80	0~82	0~82	0~82	0~82	0~82	0~82	0~82	13~82	13~82	13~82
Standard hook	300t					300t					300t					
The weights of the hooks	3400kg					3400kg					3400kg					
Standard number of part lines	17					17			14		11					

Note: a 195 t counterweight and 9.0 m outrigger extension width.
Auxiliary jacks used

Performance SB
Total rated loads chart for the standard head
Main boom (MB), Main boom (MB)+Fixed boom (FB)

Unit: ton

MB length (m)	14.5	18.5	22.5	26.5	30.5	14.0	18.0	22.0	26.0	30.0	14.0	18.0	22.0	26.0	30.0
FB length (m)	-	-	-	-	-	13.0	13.0	13.0	13.0	13.0	25.5	25.5	25.5	25.5	25.5
Total length (m)	14.5	18.5	22.5	26.5	30.5	27.0	31.0	35.0	39.0	43.0	39.5	43.5	47.5	51.5	55.5
Working radius (m)															
3.0	170.0														
3.5	170.0	170.0	170.0												
4.0	170.0	170.0	170.0												
4.5	170.0	170.0	170.0												
5.0	170.0	170.0	170.0	170.0		170.0									
6.0	170.0	170.0	170.0	170.0	170.0	170.0	170.0								
7.0	170.0	170.0	170.0	170.0	170.0	170.0	170.0	170.0	140.0						
8.0	170.0	170.0	170.0	170.0	170.0	170.0	170.0	170.0	140.0	140.0	113.0	113.0			
9.0	170.0	170.0	170.0	170.0	170.0	170.0	170.0	170.0	140.0	140.0	113.0	113.0	113.0		
10.0	170.0	170.0	170.0	170.0	170.0	170.0	170.0	170.0	140.0	140.0	113.0	113.0	113.0	113.0	
11.0	169.0	168.0	168.0	169.0	169.0	166.0	169.0	166.0	140.0	140.0	113.0	113.0	113.0	113.0	113.0
12.0	146.0	154.0	153.0	154.0	154.0	153.0	154.0	153.0	140.0	140.0	111.0	113.0	113.0	113.0	113.0
14.0		130.0	129.0	130.0	131.0	132.0	130.0	129.0	129.0	129.0	95.9	105.0	112.0	109.0	111.0
16.0		102.0	109.0	110.0	111.0	114.0	111.0	110.0	110.0	110.0	83.5	91.9	99.1	96.9	99.1
18.0			95.0	96.0	96.7	99.1	96.9	95.2	95.3	95.1	73.8	81.4	88.0	86.4	88.7
20.0			75.3	83.0	83.8	87.2	85.0	83.2	83.3	83.1	65.8	72.8	79.0	77.9	80.1
22.0				72.1	72.9	76.7	74.1	72.1	72.2	71.9	59.2	65.7	71.5	70.7	70.3
24.0				58.9	64.1	66.2	65.2	63.2	63.2	62.9	53.7	59.7	62.5	61.8	61.2
26.0					57.0		57.9	55.8	55.8	55.6	48.9	54.5	55.0	54.3	53.7
28.0					47.8		51.0	49.7	49.6	49.4	44.9	50.1	48.7	48.0	47.3
30.0								44.6	44.4	44.2	41.3	45.3	43.3	42.6	42.0
32.0								39.8	40.0	39.7	38.2	40.7	38.7	38.0	37.4
34.0									36.2	35.8	35.5	36.7	34.8	34.0	33.4
36.0									32.4	32.5	33.1	33.3	31.3	30.6	29.9
38.0										29.6		30.2	28.2	27.5	26.9
40.0										26.6		27.6	25.5	24.8	24.1
42.0													23.2	22.4	21.7
44.0													21.1	20.2	19.5
46.0														18.3	17.6
48.0														16.6	15.8
50.0															14.3
θ (°)	0~79	0~82	0~82	0~82	0~82	0~82	0~82	0~82	0~82	0~82	0~82	0~82	13~82	13~82	13~82
Standard hook	300t					300t					300t				
The weights of the hooks	3400kg					3400kg					3400kg				
Standard number of part lines	17					17			14		11				

Note: a 164 t counterweight and 9.0 m outrigger extension width.
 Auxiliary jacks used

Performance SC
Total rated loads chart for the standard head
Main boom (MB), Main boom (MB)+Fixed boom (FB)

Unit: ton

MB length (m)	14.5	18.5	22.5	26.5	30.5	14.0	18.0	22.0	26.0	30.0	14.0	18.0	22.0	26.0	30.0
FB length (m)	-	-	-	-	-	13.0	13.0	13.0	13.0	13.0	25.5	25.5	25.5	25.5	25.5
Total length (m)	14.5	18.5	22.5	26.5	30.5	27.0	31.0	35.0	39.0	43.0	39.5	43.5	47.5	51.5	55.5
Working radius (m)															
3.0	170.0														
3.5	170.0	170.0	170.0												
4.0	170.0	170.0	170.0												
4.5	170.0	170.0	170.0												
5.0	170.0	170.0	170.0	170.0		170.0									
6.0	170.0	170.0	170.0	170.0	170.0	170.0	170.0								
7.0	170.0	170.0	170.0	170.0	170.0	170.0	170.0	170.0	140.0						
8.0	170.0	170.0	170.0	170.0	170.0	170.0	170.0	170.0	140.0	140.0	113.0	113.0			
9.0	170.0	170.0	170.0	170.0	170.0	170.0	170.0	170.0	140.0	140.0	113.0	113.0	113.0		
10.0	170.0	170.0	170.0	170.0	170.0	170.0	170.0	170.0	140.0	140.0	113.0	113.0	113.0	113.0	
11.0	158.0	156.0	156.0	157.0	157.0	160.0	158.0	156.0	140.0	140.0	113.0	113.0	113.0	113.0	113.0
12.0	142.0	141.0	140.0	141.0	142.0	145.0	143.0	141.0	140.0	140.0	111.0	113.0	113.0	113.0	113.0
14.0		116.0	115.0	117.0	117.0	121.0	119.0	117.0	117.0	117.0	95.9	105.0	112.0	109.0	111.0
16.0		95.2	94.1	95.5	96.3	101.0	98.5	96.3	96.5	96.2	83.5	91.9	96.9	96.1	95.4
18.0			78.5	79.8	80.6	85.0	82.4	80.3	80.5	80.2	73.8	81.4	80.5	79.8	79.1
20.0			66.8	67.9	68.7	72.8	70.2	68.2	68.3	68.0	65.8	70.1	68.1	67.3	66.7
22.0				58.7	59.4	63.3	60.7	58.7	58.7	58.5	59.2	60.3	58.3	57.6	56.9
24.0				51.4	52.0	55.7	53.0	51.0	51.1	50.8	53.7	52.4	50.4	49.7	49.1
26.0					45.9		46.8	44.8	44.7	44.5	48.3	45.9	43.9	43.2	42.6
28.0					40.9		41.7	39.5	39.5	39.2	42.8	40.5	38.5	37.8	37.2
30.0								35.2	35.0	34.7	38.2	35.9	33.9	33.2	32.6
32.0								31.6	31.2	30.9	34.3	31.9	30.0	29.3	28.6
34.0									28.0	27.6	30.9	28.5	26.6	25.9	25.2
36.0									25.2	24.8	28.0	25.6	23.6	22.9	22.2
38.0										22.3		23.0	21.0	20.3	19.6
40.0										20.2		20.8	18.7	17.9	17.3
42.0													16.7	15.9	15.2
44.0													14.9	14.0	13.4
46.0														12.4	11.7
48.0														10.9	9.9
50.0															8.3
θ (°)	0 ~ 82	0 ~ 82	0 ~ 82	0 ~ 82	0 ~ 82	0 ~ 82	0 ~ 82	0 ~ 82	0 ~ 82	0 ~ 82	0 ~ 82	0 ~ 82	13 ~ 82	13 ~ 82	13 ~ 82
Standard hook	300t					300t					300t				
The weights of the hooks	3400kg					3400kg					3400kg				
Standard number of part lines	17					17			14		11				

Note: a 127 t counterweight and 9.0 m outrigger extension width.

Performance SD
Total rated loads chart for the standard head
Main boom (MB), Main boom (MB)+Fixed boom (FB)

Unit: ton

MB length (m)	14.5	18.5	22.5	26.5	30.5	14.0	18.0	22.0	26.0	30.0	14.0	18.0	22.0	26.0	30.0	
FB length (m)	-	-	-	-	-	13.0	13.0	13.0	13.0	13.0	25.5	25.5	25.5	25.5	25.5	
Total length (m)	14.5	18.5	22.5	26.5	30.5	27.0	31.0	35.0	39.0	43.0	39.5	43.5	47.5	51.5	55.5	
Working radius (m)																
3.0	170.0															
3.5	170.0	170.0	170.0													
4.0	170.0	170.0	170.0													
4.5	170.0	170.0	170.0													
5.0	170.0	170.0	170.0	170.0		170.0										
6.0	170.0	170.0	170.0	170.0	170.0	170.0	170.0									
7.0	170.0	170.0	170.0	170.0	170.0	170.0	170.0	170.0	140.0							
8.0	170.0	170.0	170.0	170.0	170.0	170.0	170.0	170.0	140.0	140.0	113.0	113.0				
9.0	170.0	170.0	170.0	170.0	170.0	170.0	170.0	170.0	140.0	140.0	113.0	113.0	113.0			
10.0	160.0	159.0	158.0	159.0	160.0	163.0	161.0	159.0	140.0	140.0	113.0	113.0	113.0	113.0		
11.0	142.0	140.0	139.0	141.0	142.0	146.0	144.0	142.0	140.0	140.0	113.0	113.0	113.0	113.0	113.0	113.0
12.0	123.0	122.0	121.0	122.0	123.0	129.0	126.0	124.0	124.0	124.0	111.0	113.0	113.0	113.0	113.0	113.0
14.0		95.6	94.5	95.9	96.8	102.0	99.5	97.3	97.5	97.2	95.9	100.0	98.3	97.5	96.8	96.8
16.0		77.4	76.3	77.7	78.6	83.3	80.7	78.6	78.7	78.5	83.5	81.3	79.1	78.4	77.7	77.7
18.0			63.2	64.5	65.3	69.6	67.0	65.0	65.1	64.9	69.8	67.3	65.2	64.4	63.7	63.7
20.0			53.3	54.4	55.2	59.3	56.7	54.7	54.8	54.5	59.0	56.6	54.6	53.8	53.2	53.2
22.0				46.6	47.4	51.2	48.6	46.6	46.7	46.4	50.6	48.2	46.2	45.5	44.9	44.9
24.0				40.5	41.1	44.8	42.1	40.1	40.2	39.9	43.9	41.5	39.5	38.8	38.2	38.2
26.0					35.9	36.9	34.8	34.8	34.8	34.6	38.3	36.0	34.0	33.3	32.7	32.7
28.0					31.8	32.6	30.4	30.3	30.1	33.7	31.3	29.4	28.7	28.0	28.0	28.0
30.0								26.7	26.6	26.3	29.8	27.4	25.5	24.8	24.1	24.1
32.0								23.7	23.4	23.1	26.4	24.1	22.1	21.4	20.8	20.8
34.0									20.6	20.3	23.5	21.2	19.2	18.5	17.9	17.9
36.0									18.3	17.9	21.1	18.7	16.7	16.0	15.4	15.4
38.0										15.8		16.5	14.5	13.7	12.9	12.9
40.0										13.9		14.6	12.3	11.3	10.5	10.5
42.0													10.2	9.3	8.4	8.4
44.0														8.5	7.4	6.6
θ (°)	0 ~ 82 0 ~ 77 *	0 ~ 82 0 ~ 81 *	0 ~ 82	0 ~ 82	0 ~ 82	0 ~ 82	0 ~ 82	0 ~ 82	0 ~ 82	0 ~ 82	0 ~ 82	0 ~ 82	13 ~ 82	27 ~ 82	35 ~ 82	35 ~ 82
Standard hook	300t					300t					300t					
The weights of the hooks	3400kg					3400kg					3400kg					
Standard number of part lines	17					17			14		11					

Note: a 94 t counterweight and 9.0 m outrigger extension width or
a 127 t counterweight and 8.0 m outrigger extension width.
Values with * are for when the counterweight is 127 t and the outrigger extension width is 8.0 m.

Performance SE

Total rated loads chart for the standard head

Main boom (MB), Main boom (MB)+Fixed boom (FB)

Unit: ton

MB length (m)	14.5	18.5	22.5	26.5	30.5	14.0	18.0	22.0	26.0	30.0	14.0	18.0	22.0	26.0	30.0
FB length (m)	-	-	-	-	-	13.0	13.0	13.0	13.0	13.0	25.5	25.5	25.5	25.5	25.5
Total length (m)	14.5	18.5	22.5	26.5	30.5	27.0	31.0	35.0	39.0	43.0	39.5	43.5	47.5	51.5	55.5
Working radius (m)															
3.0	170.0														
3.5	170.0	170.0	170.0												
4.0	170.0	170.0	170.0												
4.5	170.0	170.0	170.0												
5.0	170.0	170.0	170.0	170.0		170.0									
6.0	170.0	170.0	170.0	170.0	170.0	170.0	170.0								
7.0	170.0	170.0	170.0	170.0	170.0	170.0	170.0	170.0	140.0						
8.0	170.0	170.0	170.0	170.0	170.0	170.0	170.0	170.0	140.0	140.0	113.0	113.0			
9.0	152.0	150.0	149.0	151.0	152.0	161.0	157.0	155.0	140.0	140.0	113.0	113.0	113.0		
10.0	126.0	125.0	123.0	125.0	126.0	134.0	131.0	128.0	128.0	128.0	113.0	113.0	113.0	113.0	
11.0	107.0	106.0	105.0	106.0	107.0	114.0	111.0	109.0	109.0	109.0	113.0	113.0	111.0	110.0	109.0
12.0	93.0	91.6	90.5	92.0	92.9	99.2	96.3	94.0	94.3	94.0	101.0	98.2	95.8	94.9	94.2
14.0		70.7	69.6	71.0	71.9	77.3	74.6	72.4	72.6	72.3	78.4	75.7	73.5	72.7	71.9
16.0		56.4	55.4	56.7	57.6	62.4	59.7	57.6	57.8	57.5	62.9	60.3	58.2	57.4	56.7
18.0			45.0	46.3	47.2	51.5	48.9	46.9	47.0	46.8	51.6	49.2	47.1	46.3	45.6
20.0			37.3	38.5	39.3	43.3	40.8	38.7	38.8	38.6	43.1	40.7	38.6	37.9	37.2
22.0				32.4	33.1	36.9	34.4	32.4	32.4	32.2	36.4	34.0	32.0	31.3	30.6
24.0				27.4	28.0	31.9	29.3	27.3	27.3	27.1	31.0	28.6	26.6	25.9	25.3
26.0					23.8		25.1	23.1	23.1	22.8	26.6	24.2	22.3	21.6	20.9
28.0					20.5		21.7	19.5	19.4	19.1	22.9	20.6	18.6	17.7	16.9
30.0								16.1	15.9	15.6	19.8	17.4	14.9	14.0	13.2
32.0								13.3	13.0	12.6	17.1	14.3	11.8	10.9	10.1
34.0									10.5	10.1	14.5	11.6	9.1	8.2	7.4
36.0									8.5	8.0	12.3	9.3	6.8	5.9	
38.0										6.1		7.3			
θ (°)	0 ~ 82 0 ~ 75 *	0 ~ 82 0 ~ 79 *	0 ~ 82	0 ~ 82	0 ~ 82	0 ~ 82	0 ~ 82	0 ~ 82	0 ~ 82	16 ~ 82	0 ~ 82	19 ~ 82	36 ~ 82	45 ~ 82	53 ~ 82
Standard hook	300t					300t					300t				
The weights of the hooks	3400kg					3400kg					3400kg				
Standard number of part lines	17					17			14		11				

Note: a 94 t counterweight and 8.0 m outrigger extension width or
a 94 t counterweight and 7.0 m outrigger extension width or
a 57 t counterweight and 9.0 m outrigger extension width.
Values with * are for when the counterweight is 94 t and the outrigger extension width is 7.0 m.

Performance SF
Total rated loads chart for the standard head
Main boom (MB), Main boom (MB)+Fixed boom (FB)

Unit: ton

MB length (m)	14.5	18.5	22.5	26.5	30.5	14.0	18.0	22.0	26.0	30.0	14.0	18.0	22.0	26.0	30.0
FB length (m)	-	-	-	-	-	13.0	13.0	13.0	13.0	13.0	25.5	25.5	25.5	25.5	25.5
Total length (m)	14.5	18.5	22.5	26.5	30.5	27.0	31.0	35.0	39.0	43.0	39.5	43.5	47.5	51.5	55.5
Working radius (m)															
3.0	170.0														
3.5	170.0	170.0	170.0												
4.0	170.0	170.0	170.0												
4.5	170.0	170.0	170.0												
5.0	170.0	170.0	170.0	170.0		170.0									
6.0	170.0	170.0	170.0	170.0	170.0	170.0	170.0								
7.0	170.0	170.0	170.0	170.0	170.0	170.0	170.0	140.0							
8.0	154.0	152.0	151.0	152.0	153.0	164.0	161.0	158.0	140.0	140.0	113.0	113.0			
9.0	122.0	121.0	119.0	121.0	122.0	131.0	128.0	125.0	126.0	125.0	113.0	113.0	113.0		
10.0	100.0	99.3	98.1	99.7	100.0	108.0	105.0	103.0	103.0	103.0	111.0	108.0	106.0	105.0	
11.0	84.8	83.4	82.2	83.8	84.7	91.9	88.9	86.5	86.7	86.4	94.3	91.4	89.0	88.1	87.2
12.0	72.6	71.2	70.1	71.6	72.5	79.0	76.1	73.8	74.1	73.8	80.9	78.1	75.8	74.9	74.1
14.0		53.9	52.8	54.2	55.1	60.6	57.9	55.7	55.9	55.7	61.8	59.2	56.9	56.1	55.4
16.0		42.1	41.1	42.5	43.3	48.2	45.6	43.5	43.6	43.4	48.8	46.3	44.1	43.4	42.7
18.0			32.7	34.0	34.8	39.2	36.6	34.6	34.7	34.5	39.4	37.0	34.9	34.2	33.5
20.0			26.4	27.6	28.4	32.4	29.9	27.9	28.0	27.8	32.3	29.9	27.9	27.2	26.5
22.0				22.6	23.4	27.2	24.7	22.7	22.8	22.5	26.8	24.4	22.4	21.7	20.9
24.0				18.6	19.4	23.1	20.5	18.4	18.4	18.1	22.3	20.0	17.6	16.8	16.0
26.0					15.8		17.0	14.5	14.5	14.2	18.6	16.0	13.5	12.7	11.9
28.0					12.9		13.9	11.3	11.2	11.0	15.3	12.5	10.1	9.2	
30.0								8.7	8.5	8.2	12.4	9.6	7.2		
32.0								6.6	6.2	5.9	10.0	7.2			
θ (°)	0 ~ 82	0 ~ 82	0 ~ 82	0 ~ 82	0 ~ 82	0 ~ 82	0 ~ 82	9 ~ 82	30 ~ 82	39 ~ 82	0 ~ 82	37 ~ 82	51 ~ 82	57 ~ 82	63 ~ 82
Standard hook	300t					300t					300t				
The weights of the hooks	3400kg					3400kg					3400kg				
Standard number of part lines	17					17			14		11				

Note: a 57 t counterweight and 8.0 m outrigger extension width or
a 57 t counterweight and 7.0 m outrigger extension width.

Performance SG
Total rated loads chart for the standard head
Main boom (MB), Main boom (MB)+Fixed boom (FB)

Unit: ton

MB length (m)	14.5	18.5	22.5	26.5	30.5	14.0	18.0	22.0	26.0	30.0
FB length (m)	-	-	-	-	-	13.0	13.0	13.0	13.0	13.0
Total length (m)	14.5	18.5	22.5	26.5	30.5	27.0	31.0	35.0	39.0	43.0
Working radius (m)										
3.0	170.0									
3.5	170.0	170.0	170.0							
4.0	170.0	170.0	170.0							
4.5	170.0	170.0	170.0							
5.0	170.0	170.0	170.0	170.0		170.0				
6.0	170.0	170.0	170.0	170.0	170.0	170.0	170.0			
7.0	135.0	134.0	132.0	134.0	136.0	148.0	144.0	141.0	140.0	
8.0	102.0	101.0	99.8	101.0	103.0	113.0	109.0	106.0	107.0	107.0
9.0	81.1	79.6	78.0	80.3	81.5	90.1	86.9	84.3	84.6	84.4
10.0	60.9	59.0	57.6	59.8	61.4	73.9	70.4	67.2	67.5	67.2
11.0	47.2	45.5	44.2	46.2	47.6	58.7	55.0	52.1	52.4	52.1
12.0	37.5	35.9	34.7	36.6	37.9	47.6	44.1	41.4	41.7	41.4
14.0		23.3	22.2	23.9	25.1	32.9	29.7	27.3	27.5	27.3
16.0		15.4	14.1	15.9	17.0	23.6	20.7	18.4	18.6	
18.0			7.9	9.9	11.1	17.3	14.5			
20.0						12.7	9.6			
22.0						9.0				
24.0						6.0				
θ (°)	0 ~ 78	0 ~ 81	19 ~ 82	38 ~ 82	48 ~ 82	0 ~ 82	43 ~ 82	58 ~ 82	62 ~ 82	68 ~ 82
Standard hook	300t					300t				
The weights of the hooks	3400kg					3400kg				
Standard number of part lines	17					17			14	

Note: a 57 t counterweight and 5.8 m outrigger extension width or
a 0 t counterweight and 9.0 m outrigger extension width.

Performance SJ

Total rated loads chart for the standard head

Main boom (MB)

Unit: ton

MB length (m)	14.5	18.5
FB length (m)	-	-
Total length (m)	14.5	18.5
Working radius (m)		
3.0	15.0	
3.5	15.0	15.0
4.0	15.0	15.0
4.5	15.0	15.0
5.0	15.0	15.0
6.0	15.0	15.0
7.0	15.0	15.0
8.0	15.0	15.0
9.0	15.0	15.0
10.0	15.0	15.0
θ (°)	39 ~ 82	54 ~ 82
Standard hook	300t	
The weights of the hooks	3400kg	
Standard number of part lines	11	

Note: a 0 t counterweight and 2.6 m outrigger extension width.

Performance SK

Total rated loads chart for the standard head

Main boom (MB)

Unit: ton

MB length (m)	14.5	18.5
FB length (m)	-	-
Total length (m)	14.5	18.5
Working radius (m)		
3.0	15.0	
3.5	15.0	15.0
4.0	15.0	15.0
4.5	15.0	15.0
5.0	15.0	15.0
6.0	15.0	15.0
7.0	14.1	12.8
θ (°)	57 ~ 82	65 ~ 82
Standard hook	300t	
The weights of the hooks	3400kg	
Standard number of part lines	11	

Note: a 0 t counterweight and 2.6 m outrigger extension width.

Performance TA
Main boom (MB)+Telescopic boom (TB)

Unit: ton

MB length (m)	14.0	18.0	22.0	26.0	30.0	30.0	30.0	30.0	30.0	
FB length (m)	14.1	14.1	14.1	14.1	14.1	18.7	23.3	27.9	32.5	
Total length (m)	28.1	32.1	36.1	40.1	44.1	48.7	53.3	57.9	62.5	
Working radius (m)										
5.0	160.0									
6.0	160.0	160.0	160.0							
7.0	160.0	160.0	160.0	130.0						
8.0	160.0	160.0	160.0	130.0	130.0					
9.0	160.0	160.0	160.0	130.0	130.0	113.0				
10.0	160.0	160.0	160.0	130.0	130.0	113.0	113.0			
11.0	160.0	159.0	154.0	130.0	130.0	113.0	113.0	80.0		
12.0	153.0	147.0	142.0	130.0	130.0	113.0	113.0	80.0	80.0	
14.0	130.0	127.0	123.0	120.0	118.0	113.0	112.0	80.0	80.0	
16.0	111.0	109.0	107.0	105.0	103.0	102.0	98.8	80.0	80.0	
18.0	96.9	94.4	92.4	92.2	91.0	90.9	88.1	80.0	77.3	
20.0	84.5	81.8	79.7	79.5	79.0	80.6	79.1	74.3	69.5	
22.0	74.2	71.5	69.4	69.2	68.7	70.2	71.2	67.2	63.0	
24.0	62.2	63.0	60.9	60.6	60.1	61.7	62.7	61.2	57.4	
26.0		55.9	53.7	53.4	52.9	54.5	55.5	55.9	52.6	
28.0		45.8	47.2	46.8	46.3	47.9	49.1	51.4	48.4	
30.0			41.5	41.0	40.5	42.1	43.2	45.5	44.7	
32.0			33.5	36.0	35.5	37.1	38.2	40.4	41.4	
34.0				31.8	31.2	32.7	33.8	36.0	37.4	
36.0				25.1	27.4	28.9	30.0	32.2	33.5	
38.0					24.1	25.6	26.6	28.8	30.1	
40.0					18.6	22.6	23.7	25.7	27.1	
42.0						20.0	21.0	23.0	24.4	
44.0						16.3	18.6	20.6	21.9	
46.0							16.5	18.4	19.7	
48.0							14.1	16.4	17.7	
50.0								14.6	15.9	
55.0									12.0	
θ (°)	0 ~ 82	0 ~ 82	11 ~ 82	10 ~ 82	10 ~ 82	15 ~ 82	18 ~ 82	15 ~ 82	17 ~ 82	
Standard hook	300t							150t		
The weights of the hooks	3400kg							2400kg		
Standard number of part lines	16			13			11		7	

Note: a 195 t counterweight and 9.0 m outrigger extension width.
Auxiliary jacks used

Performance TB
Main boom (MB)+Telescopic boom (TB)

Unit : ton

MB length (m)	14.0	18.0	22.0	26.0	30.0	30.0	30.0	30.0	30.0
FB length (m)	14.1	14.1	14.1	14.1	14.1	18.7	23.3	27.9	32.5
Total length (m)	28.1	32.1	36.1	40.1	44.1	48.7	53.3	57.9	62.5
Working radius (m)									
5.0	160.0								
6.0	160.0	160.0	160.0						
7.0	160.0	160.0	160.0	130.0					
8.0	160.0	160.0	160.0	130.0	130.0				
9.0	160.0	160.0	160.0	130.0	130.0	113.0			
10.0	160.0	160.0	160.0	130.0	130.0	113.0	113.0		
11.0	160.0	159.0	154.0	130.0	130.0	113.0	113.0	80.0	
12.0	148.0	146.0	142.0	130.0	130.0	113.0	113.0	80.0	80.0
14.0	124.0	122.0	120.0	120.0	118.0	113.0	112.0	80.0	80.0
16.0	106.0	103.0	101.0	101.0	100.0	102.0	98.8	80.0	80.0
18.0	90.9	88.3	86.2	86.0	85.5	87.1	88.1	80.0	77.3
20.0	78.9	76.3	74.2	73.9	73.5	75.0	76.0	74.3	69.5
22.0	69.0	66.0	63.5	63.3	62.7	64.5	65.7	67.2	63.0
24.0	59.9	56.8	54.4	54.1	53.6	55.3	56.5	58.9	57.4
26.0		49.4	47.0	46.6	46.1	47.8	48.9	51.3	52.6
28.0		43.2	40.7	40.3	39.8	41.5	42.6	44.9	46.3
30.0			35.5	35.0	34.5	36.1	37.2	39.5	40.9
32.0			31.0	30.5	29.9	31.5	32.6	34.9	36.2
34.0				26.5	26.0	27.5	28.6	30.8	32.2
36.0				23.2	22.5	24.0	25.1	27.3	28.6
38.0					19.5	21.0	22.0	24.1	25.5
40.0					16.9	18.3	19.3	21.4	22.7
42.0						15.9	16.9	18.9	20.2
44.0						13.7	14.7	16.6	18.0
46.0							12.7	14.6	16.0
48.0							11.0	12.8	14.1
50.0								11.2	12.4
55.0									8.7
θ (°)	0 ~ 82	0 ~ 82	11 ~ 82	10 ~ 82	10 ~ 82	15 ~ 82	18 ~ 82	15 ~ 82	17 ~ 82
Standard hook	300t							150t	
The weights of the hooks	3400kg							2400kg	
Standard number of part lines	16			13		11		7	

Note: a 164 t counterweight and 9.0 m outrigger extension width.
Auxiliary jacks used

Performance TC
Main boom (MB)+Telescopic boom (TB)

Unit: ton

MB length (m)	14.0	18.0	22.0	26.0	30.0	30.0	30.0	30.0	30.0
FB length (m)	14.1	14.1	14.1	14.1	14.1	18.7	23.3	27.9	32.5
Total length (m)	28.1	32.1	36.1	40.1	44.1	48.7	53.3	57.9	62.5
Working radius (m)									
5.0	160.0								
6.0	160.0	160.0	160.0						
7.0	160.0	160.0	160.0	130.0					
8.0	160.0	160.0	160.0	130.0	130.0				
9.0	160.0	160.0	160.0	130.0	130.0	113.0			
10.0	160.0	160.0	160.0	130.0	130.0	113.0	113.0		
11.0	152.0	149.0	147.0	130.0	130.0	113.0	113.0	80.0	
12.0	137.0	135.0	132.0	130.0	130.0	113.0	113.0	80.0	80.0
14.0	113.0	110.0	108.0	108.0	107.0	109.0	110.0	80.0	80.0
16.0	94.3	91.1	88.5	88.3	87.7	89.6	90.9	80.0	80.0
18.0	77.9	74.7	72.2	72.0	71.4	73.3	74.5	77.2	77.3
20.0	65.4	62.3	59.8	59.6	59.0	60.8	62.0	64.6	66.1
22.0	55.6	52.5	50.1	49.8	49.3	51.1	52.2	54.7	56.2
24.0	47.8	44.7	42.3	42.0	41.4	43.2	44.3	46.8	48.2
26.0		38.3	35.9	35.5	35.0	36.7	37.8	40.2	41.7
28.0		33.0	30.6	30.2	29.6	31.3	32.4	34.8	36.2
30.0			26.1	25.6	25.1	26.7	27.8	30.1	31.5
32.0			22.3	21.7	21.1	22.7	23.9	26.1	27.5
34.0				18.4	17.8	19.3	20.4	22.6	24.0
36.0				15.5	14.8	16.4	17.4	19.6	21.0
38.0					11.9	13.7	14.8	16.9	18.3
40.0					9.2	11.0	12.4	14.5	15.9
42.0						8.5	9.9	12.4	13.7
44.0						6.3	7.6	10.1	11.8
46.0							5.6	8.0	9.8
48.0							3.9	6.2	7.9
50.0								4.5	6.2
θ (°)	0 ~ 82	0 ~ 82	11 ~ 82	10 ~ 82	10 ~ 82	15 ~ 82	18 ~ 82	15 ~ 82	17 ~ 82
Standard hook	300t							150t	
The weights of the hooks	3400kg							2400kg	
Standard number of part lines	16			13		11		7	

Note: a 127 t counterweight and 9.0 m outrigger extension width.

Performance TD
Main boom (MB)+Telescopic boom (TB)

Unit: ton

MB length (m)	14.0	18.0	22.0	26.0	30.0	30.0	30.0	30.0	30.0
FB length (m)	14.1	14.1	14.1	14.1	14.1	18.7	23.3	27.9	32.5
Total length (m)	28.1	32.1	36.1	40.1	44.1	48.7	53.3	57.9	62.5
Working radius (m)									
5.0	160.0								
6.0	160.0	160.0	160.0						
7.0	160.0	160.0	160.0	130.0					
8.0	160.0	160.0	160.0	130.0	130.0				
9.0	160.0	160.0	160.0	130.0	130.0	113.0			
10.0	156.0	153.0	151.0	130.0	130.0	113.0	113.0		
11.0	139.0	136.0	134.0	130.0	130.0	113.0	113.0	80.0	
12.0	124.0	120.0	117.0	117.0	116.0	113.0	113.0	80.0	80.0
14.0	95.9	92.6	89.9	89.7	89.0	91.1	92.4	80.0	80.0
16.0	76.6	73.3	70.8	70.5	69.9	71.9	73.1	75.9	77.5
18.0	62.5	59.4	56.9	56.6	56.0	57.9	59.1	61.8	63.3
20.0	51.9	48.8	46.3	46.1	45.5	47.3	48.5	51.1	52.6
22.0	43.5	40.5	38.0	37.8	37.2	39.0	40.2	42.7	44.1
24.0	36.9	33.8	31.4	31.1	30.5	32.3	33.4	35.9	37.3
26.0		28.4	26.0	25.6	25.1	26.8	27.9	30.3	31.7
28.0		23.9	21.4	21.0	20.5	22.2	23.3	25.6	27.0
30.0			17.6	17.2	16.6	18.2	19.4	21.7	23.1
32.0			13.9	13.3	12.6	14.6	16.0	18.2	19.6
34.0				9.8	9.1	11.1	12.6	15.3	16.7
36.0				6.9	6.1	8.1	9.5	12.3	14.1
38.0							6.9	9.5	11.3
40.0								7.1	8.9
42.0									6.7
θ (°)	0 ~ 82	0 ~ 82	11 ~ 82	10 ~ 82	28 ~ 82	38 ~ 82	41 ~ 82	44 ~ 82	46 ~ 82
Standard hook	300t							150t	
The weights of the hooks	3400kg							2400kg	
Standard number of part lines	16			13		11		7	

Note: a 127 t counterweight and 8.0 m outrigger extension width or
a 94t counterweight and 9.0 m outrigger extension width.

Performance TE
Main boom (MB)+Telescopic boom (TB)

Unit: ton

MB length (m)	14.0	18.0	22.0	26.0	30.0	30.0	30.0	30.0	30.0
FB length (m)	14.1	14.1	14.1	14.1	14.1	18.7	23.3	27.9	32.5
Total length (m)	28.1	32.1	36.1	40.1	44.1	48.7	53.3	57.9	62.5
Working radius (m)									
5.0	160.0								
6.0	160.0	160.0	160.0						
7.0	160.0	160.0	160.0	130.0					
8.0	160.0	160.0	160.0	130.0	130.0				
9.0	156.0	153.0	149.0	130.0	130.0	113.0			
10.0	129.0	125.0	122.0	122.5	121.0	113.0	113.0		
11.0	109.0	105.0	102.0	102.4	101.0	104.0	105.0	80.0	
12.0	93.6	90.0	87.2	87.0	86.3	88.5	89.9	80.0	80.0
14.0	71.0	67.7	65.0	64.8	64.2	66.2	67.5	70.4	72.0
16.0	55.6	52.4	49.8	49.6	49.0	50.9	52.2	55.0	56.5
18.0	44.4	41.3	38.8	38.5	37.9	39.8	41.0	43.7	45.2
20.0	35.9	32.8	30.4	30.1	29.6	31.4	32.6	35.2	36.7
22.0	29.3	26.2	23.8	23.5	23.0	24.8	25.9	28.4	29.9
24.0	24.0	20.9	18.0	17.5	16.8	19.1	20.6	23.0	24.5
26.0		15.9	12.8	12.3	11.6	13.8	15.4	18.4	20.0
28.0		11.6	8.5	8.0				13.9	15.8
30.0									12.0
θ (°)	0 ~ 82	10 ~ 82	31 ~ 82	40 ~ 82	50 ~ 82	55 ~ 82	59 ~ 82	59 ~ 82	60 ~ 82
Standard hook	300t							150t	
The weights of the hooks	3400kg							2400kg	
Standard number of part lines	16			13		11		7	

Note: a 94 t counterweight and 8.0 m outrigger extension width or
a 94 t counterweight and 7.0 m outrigger extension width or
a 57 t counterweight and 9.0 m outrigger extension width.

Performance TF
Main boom (MB)+Telescopic boom (TB)

Unit: ton

MB length (m)	14.0	18.0	22.0	26.0	30.0	30.0	30.0	30.0	30.0	
FB length (m)	14.1	14.1	14.1	14.1	14.1	18.7	23.3	27.9	32.5	
Total length (m)	28.1	32.1	36.1	40.1	44.1	48.7	53.3	57.9	62.5	
Working radius (m)										
5.0	160.0									
6.0	160.0	160.0	160.0							
7.0	160.0	160.0	160.0	130.0						
8.0	160.0	158.0	154.0	130.0	130.0					
9.0	128.0	124.0	120.0	120.0	119.0	113.0				
10.0	104.0	100.0	97.6	97.3	96.6	99.0	100.0			
11.0	87.0	83.4	80.4	80.2	79.5	81.8	83.2	80.0		
12.0	73.7	70.1	67.3	67.1	66.5	68.6	70.0	73.1	74.8	
14.0	54.6	51.3	48.6	48.4	47.8	49.8	51.1	54.0	55.6	
16.0	41.7	38.5	35.9	35.7	35.1	37.0	38.3	41.0	42.6	
18.0	32.3	29.2	26.5	26.2	25.4	27.8	29.0	31.6	33.2	
20.0	25.3	21.7	18.6	18.3	17.6	19.8	21.3	24.5	26.0	
22.0	19.2	15.5	12.5	12.1				18.1	20.0	
24.0	14.2	10.5								
26.0		6.5								
θ (°)	0 ~ 82	25 ~ 82	47 ~ 82	53 ~ 82	60 ~ 82	63 ~ 82	66 ~ 82	66 ~ 82	68 ~ 82	
Standard hook	300t							150t		
The weights of the hooks	3400kg							2400kg		
Standard number of part lines	16			13		11		7		

Note: a 57 t counterweight and 8.0 m outrigger extension width or
a 57 t counterweight and 7.0 m outrigger extension width.

Performance TG

Main boom (MB)+Telescopic boom (TB)

Unit: ton

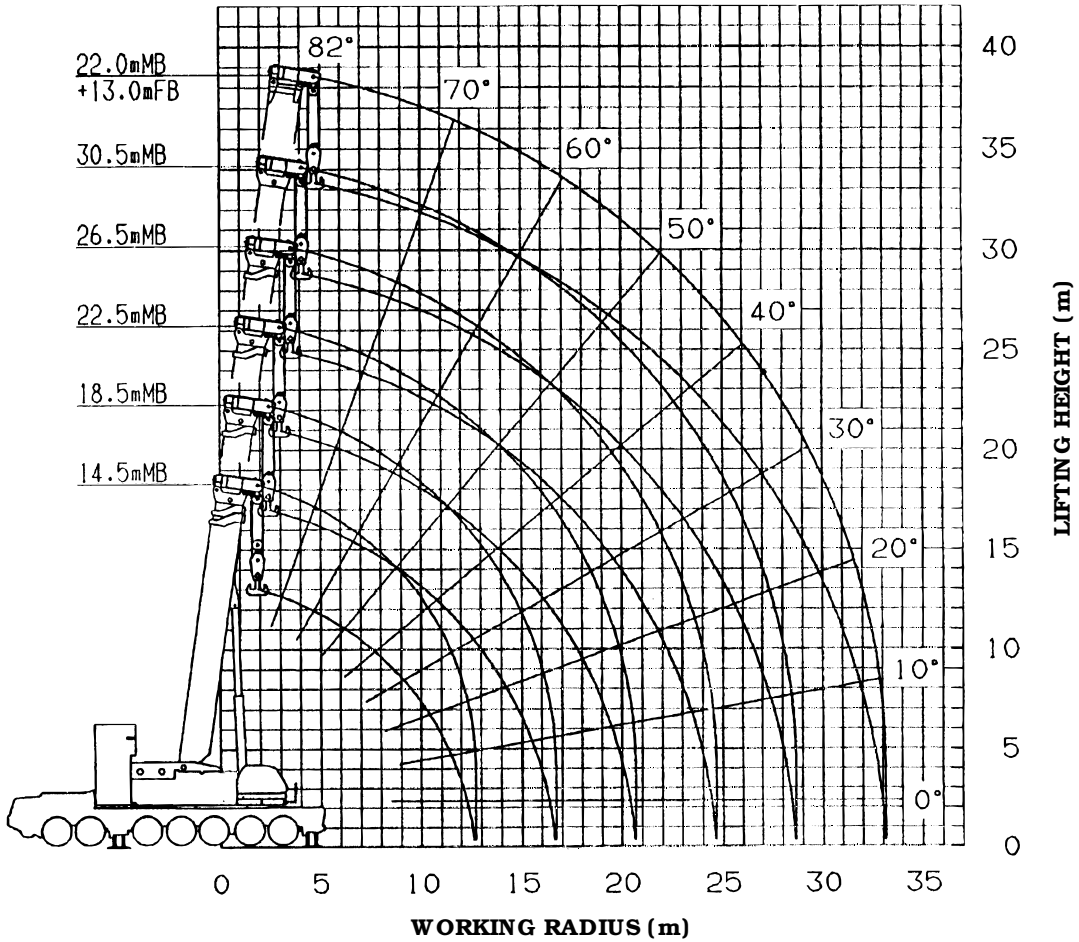
MB length (m)	14.0	18.0	22.0
FB length (m)	14.1	14.1	14.1
Total length (m)	28.1	32.1	36.1
Working radius (m)			
5.0	160.0		
6.0	160.0	160.0	160.0
7.0	147.0	143.0	139.2
8.0	110.0	106.2	102.8
9.0	86.3	82.3	79.2
10.0	69.3	65.6	62.6
11.0	56.2	51.6	48.0
12.0	44.1	39.9	
14.0	28.2	24.3	
16.0	18.1		
θ (°)	0 ~ 82	59 ~ 82	70 ~ 82
Standard hook	300t		
The weights of the hooks	3400kg		
Standard number of part lines	16		

Note: a 57 t counterweight and 5.8 m outrigger extension width.

WORKING RADIUS - LIFTING HEIGHT

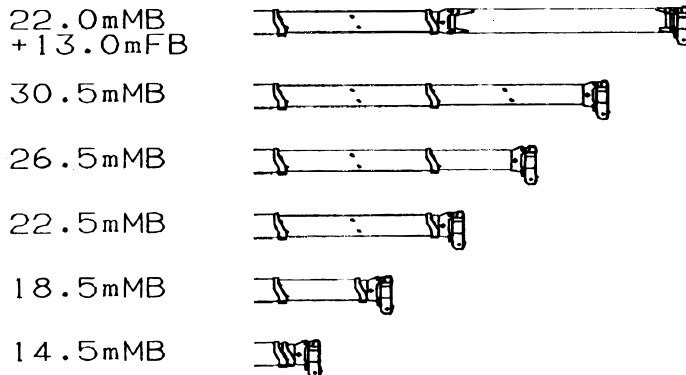
Heavy load head specification

Main boom (MB), Main boom (MB)+Fixed boom (FB)



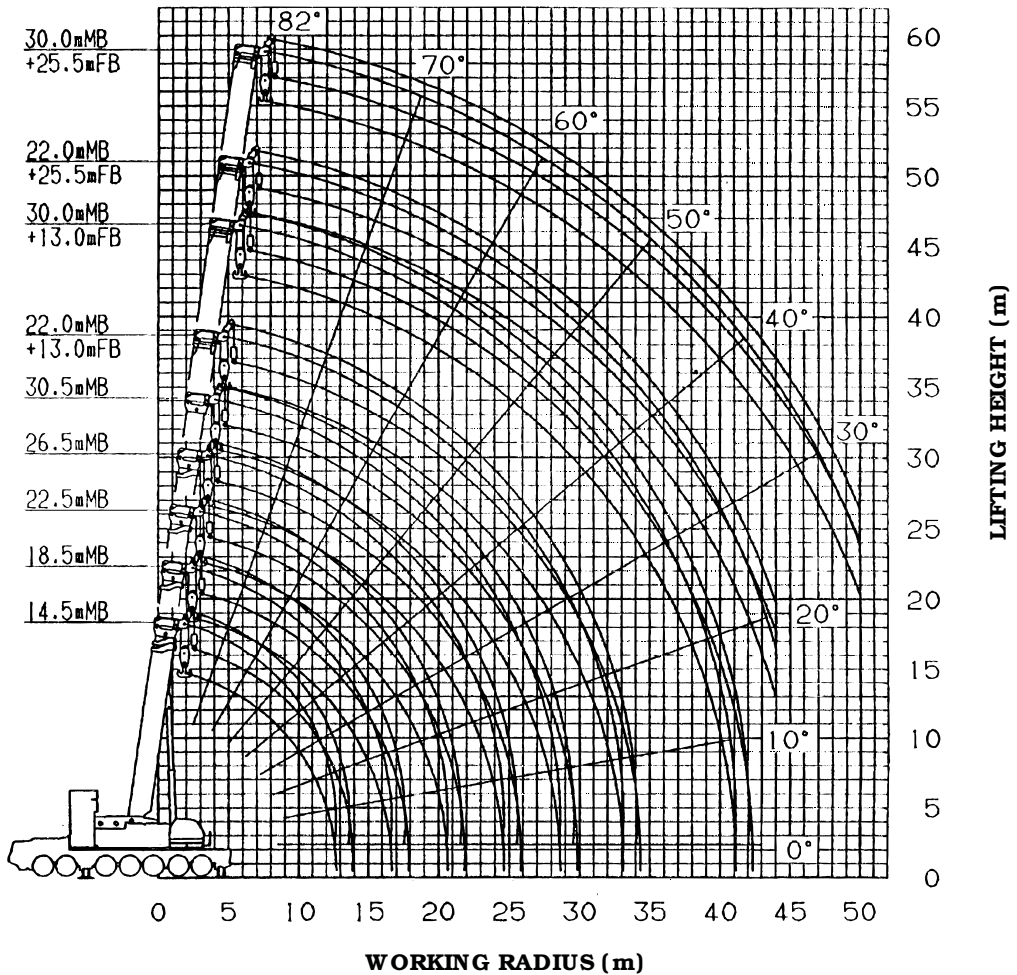
NOTES:

1. The deflection of the boom is not incorporated in the figure above.
The above figure is maximum load radius for Performance A to D.
2. The boom extension for each boom are as follows:




Standard head specification

Main boom (MB), Main boom (MB)+Fixed boom (FB)

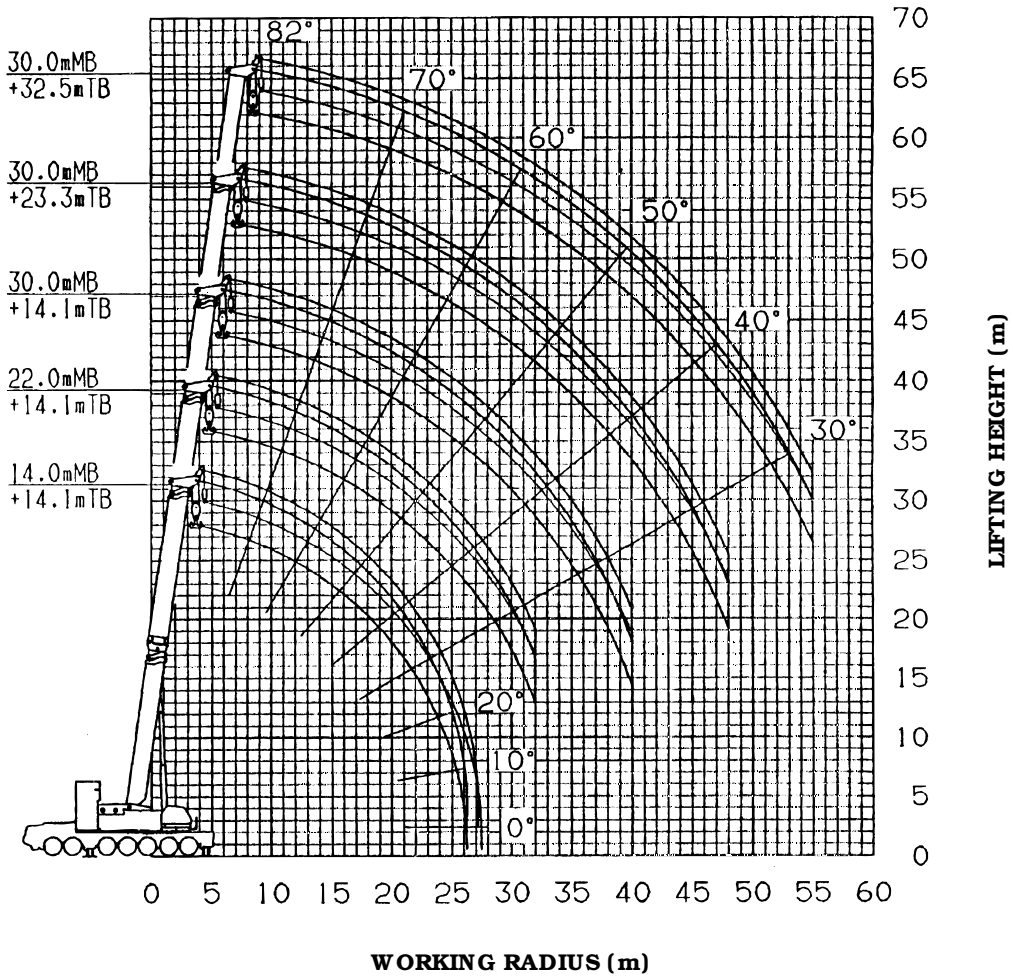


NOTES:

1. The deflection of the boom is not incorporated in the figure above.
The above figure is maximum load radius for Performance SA to SC.
2. The boom extension for each boom are as follows:

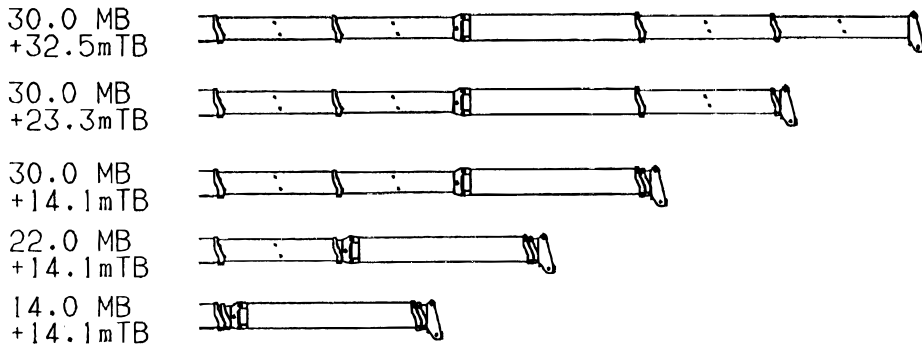


Main boom (MB)+Telescopic boom (TB)



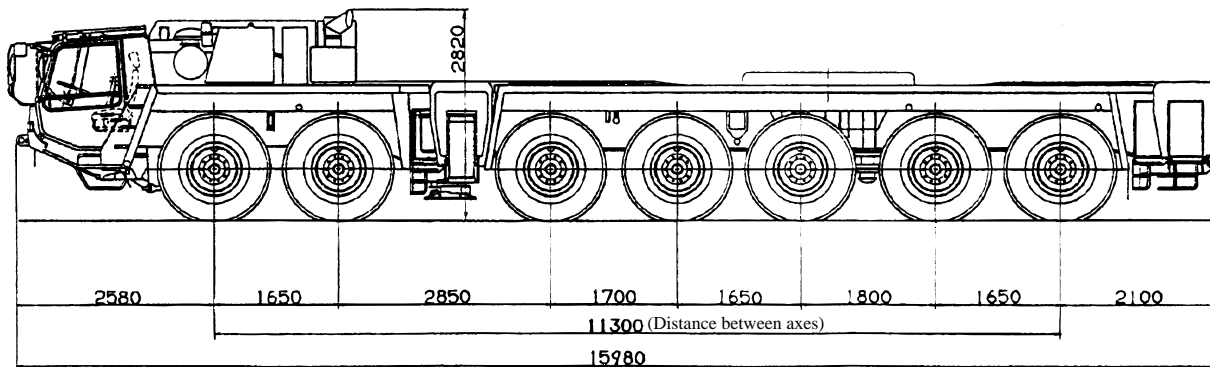
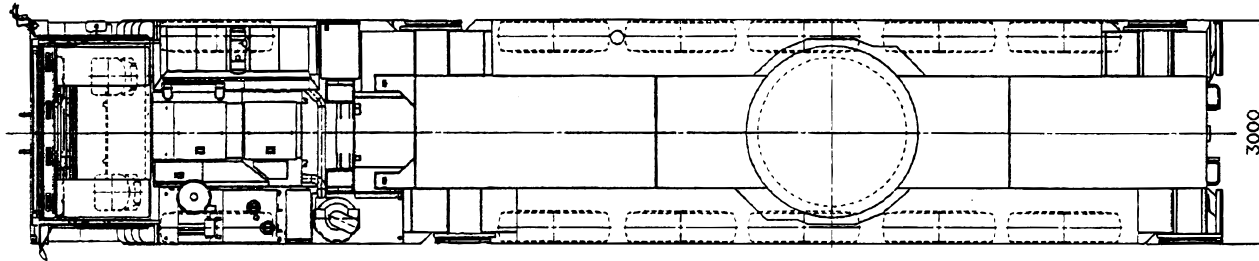
NOTES:

1. The deflection of the boom is not incorporated in the figure above.
The above figure is maximum load radius for Performance TA to TB.
2. The boom extension for each boom are as follows:



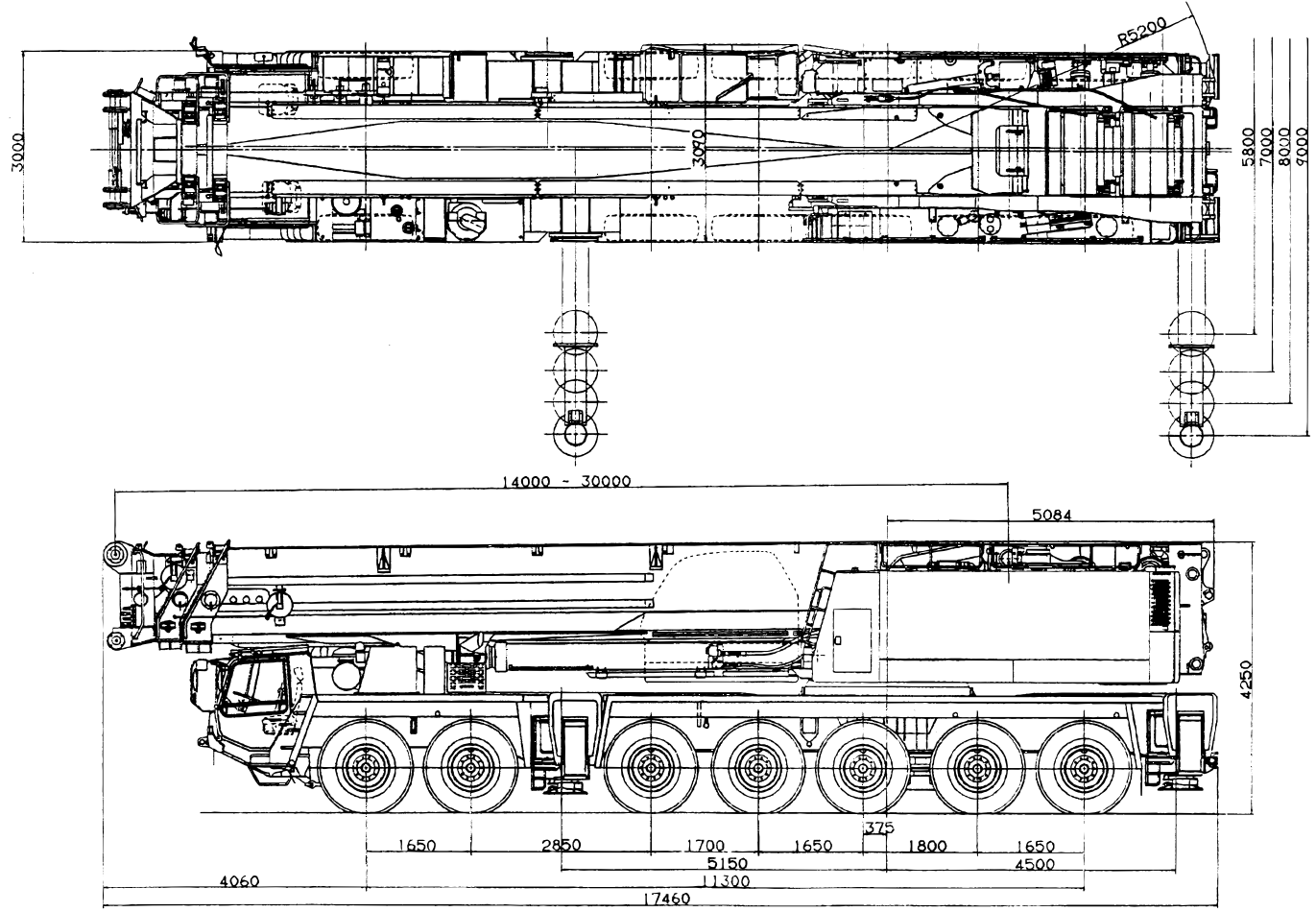
DIMENSIONS (1/100)

[On public thoroughfare traveling condition]



DIMENSIONS (1/100)

[On-site traveling condition]



ALL TERRAIN CRANE

AR

AR-5500M

(Luffing Jib)

JAPANESE SPECIFICATIONS

These specifications are for the luffing jib for the AR-5500M type crane. Refer to these specifications along with the specifications for control no. AR-5500M-1/B-02.

Control No. AR-5500M-1-90101 / LJ-02

JIB SPECIFICATIONS

CRANE CAPACITY

18 m	luffing jib	140 t at 12.0 m	(12 part-line)
27 m	luffing jib	117 t at 14.0 m	(10 part-line)
36 m	luffing jib	80.5 t at 18.0 m	(8 part-line)
45 m	luffing jib	55.9 t at 24.0 m	(6 part-line)
54 m	luffing jib	40.8 t at 30.0 m	(4 part-line)
63 m	luffing jib	25.0 t at 48.0 m	(2 part-line)
72 m	luffing jib	20.5 t at 42.0 m	(2 part-line)
81 m	luffing jib	15.3 t at 60.0 m	(2 part-line)

MAX.LIFTING HEIGHT

134.0m

MAX.WORKING RADIUS

105.0m

LUFFING JIB LENGTH

2.5m (fixing part) + 18m, 27m, 36m, 45m, 63m, 72m, 81m
(elevation part)

LUFFING JIB

Lattice type

LUFFING JIB (L/J) TOTAL RATED LOADS

1. The total rated loads shown are for the case where the outriggers are set horizontally on firm level ground. The values above the bold lines are based on the crane strength while those below are based on the crane stability.
2. The weights of the slings and hooks (300 t hook: 3,400 kg, 150 t hook: 2,400 kg, 80 t hook: 1,870 kg, 25 t hook: 1,140 kg) are included in the total rated loads shown.
3. The total rated load is based on the actual working radius including the deflection of the boom.
4. The table below shows the classification of Performances LA to LD of the total rated load.

Main boom(MB) + luffing jib(L/J)
Main boom(MB) + fixed boom (FB)x1+luffing jib(L/J)

Counterweight Outrigger extension width	195t	164t	127t	94t
9. 0 m	L A	L B	L C	L D
8. 0 m			L D	

Always use the auxiliary jacks for Performances LA and LB.
Otherwise, Performance LC will be applied.

Main boom(MB) +fixed boom (FB) x2+luffing jib(L/J)

Counterweight Outrigger extension width	195t	164t
9. 0 m	L A	L B

Always use the auxiliary jacks for Performances LA and LB.

In addition, the following table shows the performance-setting jib length of the luffing jib for each combination of a main boom (MB) and a fixed boom (FB).

	L A	L B	L C	L D
MB	18~81m	18~81m	18~81m	18~54m
MB + F B	27~81m	27~81m	27~81m	27~54m
MB + F B × 2	27~81m	27~81m		

5. The standard hook and number of part lines are shown in the total rated loads chart. The load per line should not exceed 123 kN {12.5 tf}.
6. The elevation wire rope is a 8-part line.
7. The rated total load table does not include wind effects. When the maximum instantaneous velocity is 10m/s or more, stop crane operation.
8. Mark θ in the total rated load chart shows the boom elevating angle range under no load.
9. The total rated load is the value when the main-boom fixing pin is used.
When "the luffing jib is used", always use the main-boom fixing pin.

Performance LA
MB+2.5 m+18 m luffing jib

Unit: ton

Working radius (m)	Offset					Offset					Offset				
	10°	20°	30°	45°	60°	10°	20°	30°	45°	60°	10°	20°	30°	45°	60°
MB length (m)	22.0					26.0					30.0				
FB length (m)	-					-					-				
Total length (m)	22.0					26.0					30.0				
11.0	140.0					130.0									
12.0	140.0	118.0				130.0					129.0				
14.0	132.0	108.0				127.0	112.0				125.0	116.0			
16.0	117.0	99.8	86.0			114.0	103.0	88.2			111.0	108.0	90.4		
18.0	105.0	92.4	80.8	68.8		103.0	96.6	83.2			99.7	99.8	85.5		
20.0	94.0	86.2	76.3	65.9	53.7	93.2	90.4	78.8	67.1		90.2	90.5	81.2	68.2	
22.0	83.3	80.7	72.3	63.4	52.3	82.7	84.7	74.9	64.7	54.4	82.2	82.6	77.4	65.9	56.2
24.0	74.5	76.0	68.8	61.2	51.1	73.9	75.6	71.5	62.6	53.2	73.3	75.2	74.0	63.9	55.0
26.0	67.0	68.4	65.8	59.3	50.2	66.5	68.0	68.4	60.7	52.2	65.9	67.5	69.0	62.0	54.0
28.0	60.7	61.8	62.9	57.8		60.1	61.4	62.6	59.1	51.5	59.5	61.0	62.3	60.4	53.2
30.0	54.6	55.7	56.7	56.5		54.0	55.3	56.4	57.7		53.4	54.8	56.0	57.5	52.6
32.0	49.4	50.3	51.1	51.8		48.8	49.9	50.8	51.8		48.2	49.4	50.5	51.7	
34.0	44.8	45.6	46.1			44.2	45.1	45.9	46.7		43.7	44.7	45.6	46.6	
36.0	40.9	41.4	41.7			40.3	41.0	41.6			39.7	40.6	41.4	42.1	
38.0	37.3	37.6				36.8	37.3	37.8			36.2	36.9	37.6	38.1	
40.0	27.4					33.6	34.1	34.3			33.1	33.7	34.2		
42.0						30.9	31.1				30.3	30.8	31.1		
44.0											27.8	28.1			
46.0											25.6	25.7			
θ (°)	10 ~ 82	27 ~ 82	37 ~ 82	51 ~ 82	65 ~ 82	18 ~ 82	24 ~ 82	35 ~ 82	50 ~ 82	66 ~ 82	17 ~ 82	25 ~ 82	35 ~ 82	50 ~ 82	65 ~ 82
Standard hook	300t					300t					300t				
The weights of the hooks	3400kg					3400kg					3400kg				
Standard number of part lines	12					12					12				

Note: a 195 t counterweight and 9.0 m outrigger extension width.
Auxiliary jacks used

Performance LA
MB+2.5 m+27 m luffing jib

Unit : ton

Working radius (m)	Offset					Offset					Offset				
	10°	20°	30°	45°	60°	10°	20°	30°	45°	60°	10°	20°	30°	45°	60°
MB length (m)	22.0					26.0					30.0				
FB length (m)	-					-					-				
Total length (m)	22.0					26.0					30.0				
14.0	117.0														
16.0	104.0					104.0					90.0				
18.0	94.5	82.2				97.4	84.1				90.0	85.8			
20.0	86.1	76.1				88.9	78.1				89.0	80.0			
22.0	79.0	70.9	62.3			81.7	72.9	64.0			81.2	74.9	65.4		
24.0	73.0	66.3	58.8			75.6	68.4	60.6			74.6	70.4	62.2		
26.0	67.7	62.3	55.8	45.9		68.9	64.4	57.6	47.4		68.2	66.4	59.2		
28.0	63.1	58.7	53.0	44.1		62.5	60.9	55.0	45.7		61.8	62.8	56.6	47.0	
30.0	57.5	55.5	50.6	42.5	34.7	56.7	57.7	52.5	44.1	36.0	56.0	58.1	54.2	45.5	37.1
32.0	52.2	52.7	48.4	41.1	33.9	51.4	53.2	50.4	42.7	35.2	50.7	52.6	52.1	44.1	36.4
34.0	47.6	49.0	46.4	39.8	33.2	46.8	48.4	48.4	41.5	34.6	46.1	47.8	49.5	42.9	35.7
36.0	43.5	44.8	44.7	38.7	32.7	42.8	44.2	45.6	40.4	34.0	42.0	43.6	45.1	41.8	35.1
38.0	39.9	41.1	42.1	37.8		39.2	40.5	41.7	39.4	33.6	38.5	39.9	41.2	40.8	34.7
40.0	36.8	37.7	38.6	37.0		36.0	37.1	38.2	38.5		35.3	36.6	37.7	39.2	34.3
42.0	33.9	34.7	35.4			33.2	34.1	35.0	36.1		32.4	33.6	34.6	35.9	
44.0	31.3	32.0	32.5			30.6	31.4	32.2	32.9		29.9	30.9	31.8	32.8	
46.0	29.0	29.5				28.3	29.0	29.6			27.6	28.5	29.2	30.0	
48.0	25.4					26.2	26.7	27.2			25.5	26.2	26.9		
50.0						24.3	24.7				23.6	24.2	24.7		
55.0											19.4	19.7			
θ (°)	15 ~ 82	26 ~ 82	36 ~ 82	51 ~ 82	65 ~ 82	17 ~ 82	27 ~ 82	36 ~ 82	50 ~ 82	65 ~ 82	17 ~ 82	24 ~ 82	35 ~ 82	50 ~ 82	65 ~ 82
Standard hook	300t					300t					300t				
The weights of the hooks	3400kg					3400kg					3400kg				
Standard number of part lines	10					10					10				

Note: a 195 t counterweight and 9.0 m outrigger extension width.
Auxiliary jacks used

Performance LA
MB+2.5 m+36 m luffing jib

Unit: ton

MB length (m)	22.0					26.0					30.0					
	-															
FB length (m)	-															
Total length (m)	22.0					26.0					30.0					
Working radius (m)	Offset					Offset					Offset					
	10°	20°	30°	45°	60°	10°	20°	30°	45°	60°	10°	20°	30°	45°	60°	
18.0	80.5															
20.0	74.2					62.0					62.0					
22.0	67.9	60.8				62.0	62.0				62.0					
24.0	62.5	56.7				62.0	59.3				62.0	60.4				
26.0	57.9	53.1	47.3			60.9	55.6				62.0	56.7				
28.0	53.9	49.9	44.8			56.7	52.3	46.9			58.2	53.5	47.8			
30.0	50.4	47.1	42.6			52.9	49.4	44.6			54.4	50.6	45.6			
32.0	47.3	44.5	40.5			49.7	46.8	42.6			51.1	47.9	43.6			
34.0	44.5	42.2	38.7	32.5		46.7	44.4	40.7	34.1		48.1	45.6	41.7	35.0		
36.0	42.0	40.2	37.0	31.3		44.1	42.2	39.0	33.0		44.1	43.4	40.1	33.9		
38.0	39.8	38.3	35.5	30.3	24.8	41.2	40.3	37.4	31.9	26.1	40.5	41.5	38.5	32.9		
40.0	37.7	36.6	34.1	29.3	24.2	38.0	38.5	36.0	30.9	25.5	37.2	39.0	37.1	31.9	26.3	
42.0	35.5	35.0	32.8	28.5	23.7	35.1	36.6	34.7	30.1	25.0	34.3	36.0	35.8	31.0	25.8	
44.0	32.9	33.6	31.7	27.7	23.3	32.4	33.8	33.5	29.3	24.5	31.7	33.2	34.6	30.2	25.4	
46.0	30.6	31.7	30.6	27.0		30.1	31.3	32.4	28.5	24.2	29.4	30.7	32.1	29.5	25.0	
48.0	28.4	29.4	29.7	26.4		27.9	29.0	30.1	27.9		27.2	28.5	29.6	28.9	24.7	
50.0	26.5	27.3	28.1	26.0		25.9	26.9	27.9	27.3		25.2	26.4	27.4	28.3		
55.0	22.3	22.7				21.7	22.3	22.9			21.0	21.8	22.6	23.4		
60.0						18.1	18.4				17.5	18.0	18.5			
65.0											12.5					
θ (°)	15 ~ 82	26 ~ 82	36 ~ 82	51 ~ 82	65 ~ 82	17 ~ 82	25 ~ 82	35 ~ 82	51 ~ 82	67 ~ 82	16 ~ 82	25 ~ 82	35 ~ 82	50 ~ 82	65 ~ 82	
Standard hook	150t					150t					150t					
The weights of the hooks	2400kg					2400kg					2400kg					
Standard number of part lines	8					6					6					

Note: a 195 t counterweight and 9.0 m outrigger extension width.
 Auxiliary jacks used

Performance LA
MB+2.5 m+45 m luffing jib

Unit : ton

Working radius (m)	Offset					Offset					Offset				
	10°	20°	30°	45°	60°	10°	20°	30°	45°	60°	10°	20°	30°	45°	60°
20.0	55.9					48.0					44.4				
22.0	55.9					48.0					44.4				
24.0	55.9					48.0					44.4				
26.0	52.6	47.9				48.0	48.0				44.4				
28.0	48.8	44.9				48.0	47.6				44.4	44.4			
30.0	45.4	42.2				48.0	44.7				44.4	44.4			
32.0	42.5	39.8	35.9			45.1	42.2				44.4	42.9			
34.0	39.9	37.6	34.2			42.3	39.9	36.2			43.2	40.7	36.9		
36.0	37.6	35.7	32.6			39.8	37.8	34.5			40.7	38.6	35.2		
38.0	35.4	33.9	31.1			37.5	35.9	33.0			38.4	36.7	33.7		
40.0	33.5	32.3	29.8	25.0		35.5	34.2	31.6			36.3	35.0	32.4		
42.0	31.8	30.8	28.5	24.1		33.6	32.6	30.3	25.6		34.4	33.4	31.1	26.3	
44.0	30.2	29.4	27.4	23.3		31.9	31.2	29.1	24.8		32.7	32.0	29.9	25.5	
46.0	28.8	28.1	26.3	22.6	18.3	30.4	29.8	28.0	24.0	19.5	30.6	30.7	28.8	24.8	
48.0	27.4	27.0	25.4	21.9	17.8	29.0	28.6	27.0	23.3	19.0	28.4	29.4	27.8	24.0	19.7
50.0	26.2	25.9	24.5	21.2	17.4	27.1	27.5	26.1	22.6	18.6	26.4	27.9	26.9	23.4	19.3
55.0	23.3	23.5	22.5	19.9		22.8	23.9	24.0	21.2	17.8	22.1	23.3	24.5	22.0	18.5
60.0	19.7	20.4	20.9			19.2	20.1	20.9	20.1		18.5	19.5	20.5	20.8	
65.0	16.8	17.1				16.2	16.8	17.3			15.5	16.3	17.0	17.7	
70.0						11.8					12.9	13.4	13.8		
θ (°)	18 ~ 82	26 ~ 82	36 ~ 82	51 ~ 82	65 ~ 82	17 ~ 82	26 ~ 82	35 ~ 82	51 ~ 82	66 ~ 82	16 ~ 82	25 ~ 82	35 ~ 82	49 ~ 82	65 ~ 82
Standard hook	80t					80t					80t				
The weights of the hooks	1870kg					1870kg					1870kg				
Standard number of part lines	6					4					4				

Note: a 195 t counterweight and 9.0 m outrigger extension width.
Auxiliary jacks used

Performance LA
MB+2.5 m+54 m luffing jib

Unit: ton

Working radius (m)	Offset					Offset					Offset				
	10°	20°	30°	45°	60°	10°	20°	30°	45°	60°	10°	20°	30°	45°	60°
24.0	40.8														
26.0	40.8					36.6					33.2				
28.0	40.8					36.6					33.2				
30.0	40.8	39.6				36.6	36.6				33.2				
32.0	40.1	37.2				36.6	36.6				33.2	33.2			
34.0	37.4	35.0				36.6	35.5				33.2	33.2			
36.0	35.1	33.1				35.6	33.6				33.2	33.2			
38.0	33.0	31.3	28.4			33.5	31.8	29.0			33.2	32.3			
40.0	31.1	29.7	27.1			31.6	30.2	27.7			32.2	30.8	28.2		
42.0	29.4	28.2	25.9			29.9	28.8	26.5			30.4	29.3	27.0		
44.0	27.8	26.9	24.7			28.3	27.4	25.4			28.9	28.0	25.9		
46.0	26.4	25.6	23.7			26.9	26.2	24.3			27.4	26.7	24.9		
48.0	25.1	24.5	22.7	19.1		25.6	25.0	23.4	19.7		26.1	25.6	23.9		
50.0	23.9	23.4	21.8	18.4		24.4	24.0	22.5	19.1		24.9	24.5	23.0	19.6	
55.0	21.3	21.0	19.8	16.9	13.5	21.7	21.6	20.5	17.6	14.1	22.2	22.2	21.1	18.2	14.6
60.0	19.0	19.1	18.1	15.7	12.7	19.5	19.7	18.8	16.4	13.3	19.0	20.2	19.4	17.0	13.9
65.0	17.2	17.4	16.7	14.7		16.7	17.7	17.4	15.4	12.8	16.0	17.1	18.0	16.0	13.3
70.0	14.9	15.5	15.5			14.1	14.9	15.6	14.6		13.4	14.3	15.2	15.2	
75.0	11.0					11.9	12.4	12.9			11.2	11.9	12.5		
80.0											9.3	9.7			
θ (°)	17 ~ 82	26 ~ 82	36 ~ 82	51 ~ 82	65 ~ 82	17 ~ 82	26 ~ 82	35 ~ 82	51 ~ 82	65 ~ 82	16 ~ 82	25 ~ 82	35 ~ 82	50 ~ 82	65 ~ 82
Standard hook	80t					80t					80t				
The weights of the hooks	1870kg					1870kg					1870kg				
Standard number of part lines	4					4					4				

Note: a 195 t counterweight and 9.0 m outrigger extension width.
Auxiliary jacks used

Performance LA
MB+2.5 m+63 m luffing jib

Unit: ton

MB length (m)	22.0					26.0					30.0				
	-														
FB length (m)	-														
Total length (m)	22.0					26.0					30.0				
Working radius (m)	Offset					Offset					Offset				
	10°	20°	30°	45°	60°	10°	20°	30°	45°	60°	10°	20°	30°	45°	60°
26.0	25.0														
28.0	25.0					25.0					23.3				
30.0	25.0					25.0					23.3				
32.0	25.0					25.0					23.3				
34.0	25.0	25.0				25.0					23.3				
36.0	25.0	25.0				25.0	25.0				23.3	23.3			
38.0	25.0	25.0				25.0	25.0				23.3	23.3			
40.0	25.0	25.0				25.0	25.0				23.3	23.3			
42.0	25.0	25.0				25.0	25.0				23.3	23.3			
44.0	25.0	25.0	24.8			25.0	25.0	25.0			23.3	23.3			
46.0	25.0	25.0	23.6			25.0	25.0	24.2			23.3	23.3	23.3		
48.0	25.0	24.6	22.6			25.0	25.0	23.1			23.3	23.3	23.3		
50.0	24.2	23.4	21.6			24.6	23.9	22.1			23.3	23.3	22.6		
55.0	21.3	20.9	19.4	16.1		21.7	21.4	20.0	16.7		22.1	21.9	20.5		
60.0	19.0	18.8	17.6	14.7		19.3	19.3	18.1	15.4		19.7	19.7	18.7	15.9	
65.0	17.0	16.9	16.0	13.6	10.6	17.3	17.5	16.6	14.2	11.2	17.2	17.9	17.1	14.7	11.7
70.0	15.3	15.4	14.7	12.6	10.0	15.3	15.9	15.3	13.2	10.6	14.6	15.8	15.8	13.8	11.1
75.0	13.7	14.1	13.5	11.8		13.0	13.9	14.1	12.4		12.3	13.3	14.3	12.9	10.6
80.0	11.7	12.2	12.6			11.0	11.7	12.3	11.8		10.4	11.2	11.9	12.3	
85.0						9.3	9.7	10.0			8.6	9.2	9.8		
90.0											6.9	7.4			
θ (°)	17 ~ 82	26 ~ 82	36 ~ 82	51 ~ 82	65 ~ 82	16 ~ 82	26 ~ 82	34 ~ 82	50 ~ 82	65 ~ 82	16 ~ 82	25 ~ 82	36 ~ 82	50 ~ 82	65 ~ 82
Standard hook	25t					25t					25t				
The weights of the hooks	1140kg					1140kg					1140kg				
Standard number of part lines	2					2					2				

Note: a 195 t counterweight and 9.0 m outrigger extension width.
Auxiliary jacks used

Performance LA
MB+2.5 m+72 m luffing jib

Unit: ton

Working radius (m)	Offset					Offset					Offset				
	10°	20°	30°	45°	60°	10°	20°	30°	45°	60°	10°	20°	30°	45°	60°
28.0	20.5					18.8					17.4				
30.0	20.5					18.8					17.4				
32.0	20.5					18.8					17.4				
34.0	20.5					18.8					17.4				
36.0	20.5					18.8					17.4				
38.0	20.5	20.5				18.8					17.4				
40.0	20.5	20.0				18.8	18.8				17.4	17.4			
42.0	20.5	19.4				18.8	18.8				17.4	17.4			
44.0	20.0	18.8				18.8	18.8				17.4	17.4			
46.0	19.4	18.2				18.8	18.5				17.4	17.4			
48.0	18.8	17.7				18.8	17.9				17.4	17.4			
50.0	18.2	17.1	16.2			18.6	17.4	16.4			17.4	17.4	16.5		
55.0	16.9	16.0	15.2			17.3	16.3	15.4			17.4	16.6	15.6		
60.0	15.7	15.0	14.3			16.2	15.3	14.5			16.6	15.6	14.7		
65.0	14.7	14.1	13.6	11.7		15.2	14.4	13.8	12.2		15.6	14.7	14.0	12.6	
70.0	13.9	13.4	12.9	10.7		14.1	13.7	13.1	11.2		14.4	14.0	13.3	11.7	
75.0	12.5	12.5	11.8	9.8	7.4	12.7	12.9	12.3	10.4	7.9	12.7	13.3	12.7	10.8	8.3
80.0	11.2	11.4	10.8	9.1	7.0	11.4	11.8	11.3	9.6	7.5	10.7	11.8	11.7	10.1	7.9
85.0	10.2	10.4	10.0	8.5		9.6	10.4	10.4	9.0		9.0	9.9	10.8	9.5	7.5
90.0	8.8	9.2	9.3			8.1	8.7	9.3			7.4	8.2	8.9	9.0	
95.0						6.5	7.1				6.1	6.6	7.1		
100.0											3.6	4.9			
θ (°)	17 ~ 82	26 ~ 82	36 ~ 82	51 ~ 82	66 ~ 82	16 ~ 82	26 ~ 82	35 ~ 82	51 ~ 82	65 ~ 82	16 ~ 82	23 ~ 82	36 ~ 82	50 ~ 82	65 ~ 82
Standard hook	25t					25t					25t				
The weights of the hooks	1140kg					1140kg					1140kg				
Standard number of part lines	2					2					2				

Note: a 195 t counterweight and 9.0 m outrigger extension width.
 Auxiliary jacks used

Performance LA
MB+2.5 m+81 m luffing jib

Unit : ton

Working radius (m)	Offset					Offset					Offset				
	10°	20°	30°	45°	60°	10°	20°	30°	45°	60°	10°	20°	30°	45°	60°
	32.0	15.3					14.1					13.1			
34.0	15.3					14.1					13.1				
36.0	15.3					14.1					13.1				
38.0	15.3					14.1					13.1				
40.0	15.3					14.1					13.1				
42.0	15.3					14.1					13.1				
44.0	15.3	15.3				14.1	14.1				13.1	13.1			
46.0	15.3	15.3				14.1	14.1				13.1	13.1			
48.0	15.3	15.3				14.1	14.1				13.1	13.1			
50.0	15.3	15.3				14.1	14.1				13.1	13.1			
55.0	15.3	15.3	15.3			14.1	14.1	14.1			13.1	13.1			
60.0	15.3	15.2	13.9			14.1	14.1	14.1			13.1	13.1	13.1		
65.0	13.9	13.6	12.4			14.1	13.9	12.8			13.1	13.1	13.1		
70.0	12.3	12.1	11.2	9.0		12.5	12.4	11.6	9.4		12.7	12.7	11.9	9.7	
75.0	11.0	10.9	10.1	8.1		11.2	11.2	10.5	8.5		11.4	11.5	10.8	8.9	
80.0	9.8	9.8	9.1	7.3	5.1	10.0	10.1	9.5	7.8	5.6	10.2	10.4	9.9	8.2	
85.0	8.7	8.8	8.2	6.7	4.7	8.9	9.1	8.7	7.1	5.1	8.9	9.4	9.0	7.5	5.5
90.0	7.8	8.0	7.5	6.1	4.3	8.0	8.3	7.9	6.6	4.7	7.4	8.3	8.3	6.9	5.1
95.0	7.0	7.2	6.9	5.7		6.7	7.4	7.2	6.1		6.0	6.8	7.6	6.5	
100.0	5.9	6.5				5.4	6.0	6.5			4.6	5.4	6.1	6.1	
105.0						3.1	4.4				3.3	3.9	4.4		
θ (°)	17 ~ 82	26 ~ 82	36 ~ 82	51 ~ 82	65 ~ 82	16 ~ 82	24 ~ 82	35 ~ 82	51 ~ 82	65 ~ 82	20 ~ 82	25 ~ 82	36 ~ 82	50 ~ 82	65 ~ 82
Standard hook	25t					25t					25t				
The weights of the hooks	1140kg					1140kg					1140kg				
Standard number of part lines	2					2					2				

Note: a 195 t counterweight and 9.0 m outrigger extension width.
Auxiliary jacks used

Performance LB
MB+2.5 m+18 m luffing jib

Unit:ton

Working radius (m)	Offset					Offset					Offset				
	10°	20°	30°	45°	60°	10°	20°	30°	45°	60°	10°	20°	30°	45°	60°
11.0	140.0					130.0									
12.0	140.0	118.0				130.0					129.0				
14.0	132.0	108.0				127.0	112.0				125.0	116.0			
16.0	116.0	99.8	86.0			114.0	103.0	88.2			111.0	108.0	90.4		
18.0	100.0	92.4	80.8	68.8		100.0	96.6	83.2			99.7	99.8	85.5		
20.0	88.4	86.2	76.3	65.9	53.7	87.8	90.1	78.8	67.1		87.3	89.6	81.2	68.2	
22.0	78.2	80.1	72.3	63.4	52.3	77.6	79.7	74.9	64.7	54.4	76.9	79.2	77.4	65.9	56.2
24.0	68.7	70.5	68.8	61.2	51.1	68.0	70.0	71.5	62.6	53.2	67.4	69.4	71.4	63.9	55.0
26.0	60.8	62.3	63.8	59.3	50.2	60.2	61.8	63.4	60.7	52.2	59.5	61.3	63.0	62.0	54.0
28.0	54.2	55.5	56.7	57.8		53.6	55.0	56.4	58.0	51.5	53.0	54.6	56.0	57.8	53.2
30.0	48.6	49.7	50.7	51.8		48.0	49.3	50.4	51.7		47.4	48.8	50.0	51.5	52.4
32.0	43.8	44.7	45.5	46.2		43.2	44.3	45.2	46.2		42.6	43.8	44.9	46.1	
34.0	39.6	40.3	40.9			39.0	39.9	40.7	41.4		38.4	39.5	40.4	41.4	
36.0	36.0	36.5	36.8			35.4	36.1	36.7			34.8	35.7	36.5	37.2	
38.0	32.7	33.0				32.1	32.7	33.2			31.6	32.3	33.0	33.5	
40.0	27.4					29.3	29.7	29.9			28.7	29.3	29.8		
42.0						26.7	27.0				26.2	26.6	27.0		
44.0											23.9	24.2			
46.0											21.8	22.0			
θ (°)	10 ~ 82	27 ~ 82	37 ~ 82	51 ~ 82	65 ~ 82	18 ~ 82	25 ~ 82	35 ~ 82	50 ~ 82	66 ~ 82	17 ~ 82	25 ~ 82	35 ~ 82	50 ~ 82	65 ~ 82
Standard hook	300t					300t					300t				
The weights of the hooks	3400kg					3400kg					3400kg				
Standard number of part lines	12					12					12				

Note: a 164 t counterweight and 9.0 m outrigger extension width.
 Auxiliary jacks used

Performance LB
MB+2.5 m+27 m luffing jib

Unit : ton

Working radius (m)	Offset					Offset					Offset				
	10°	20°	30°	45°	60°	10°	20°	30°	45°	60°	10°	20°	30°	45°	60°
	14.0	117.0													
16.0	104.0					104.0					90.0				
18.0	94.5	82.2				97.4	84.1				90.0	85.8			
20.0	86.1	76.1				88.9	78.1				89.0	80.0			
22.0	79.0	70.9	62.3			80.3	72.9	64.0			79.6	74.9	65.4		
24.0	71.8	66.3	58.8			71.1	68.4	60.6			70.3	70.4	62.2		
26.0	63.9	62.3	55.8	45.9		63.1	64.4	57.6	47.4		62.3	65.0	59.2		
28.0	57.2	58.7	53.0	44.1		56.4	58.7	55.0	45.7		55.6	58.1	56.6	47.0	
30.0	51.5	53.4	50.6	42.5	34.7	50.7	52.7	52.5	44.1	36.0	50.0	52.1	54.2	45.5	37.1
32.0	46.6	48.3	48.4	41.1	33.9	45.8	47.6	49.4	42.7	35.2	45.1	47.0	48.9	44.1	36.4
34.0	42.3	43.8	45.2	39.8	33.2	41.6	43.2	44.8	41.5	34.6	40.9	42.6	44.3	42.9	35.7
36.0	38.6	39.9	41.1	38.7	32.7	37.9	39.3	40.7	40.4	34.0	37.1	38.7	40.2	41.8	35.1
38.0	35.3	36.4	37.5	37.8		34.6	35.9	37.1	38.6	33.6	33.8	35.3	36.6	38.3	34.7
40.0	32.4	33.4	34.2	35.3		31.6	32.8	33.8	35.1		30.9	32.2	33.4	34.9	34.3
42.0	29.8	30.6	31.3			29.0	30.0	30.9	31.9		28.3	29.4	30.5	31.7	
44.0	27.4	28.1	28.6			26.7	27.5	28.3	29.0		26.0	27.0	27.9	28.9	
46.0	25.3	25.7				24.5	25.2	25.8			23.8	24.7	25.5	26.3	
48.0	23.3					22.6	23.2	23.6			21.9	22.6	23.3		
50.0						20.8	21.2				20.1	20.8	21.3		
55.0											16.4	16.6			
θ (°)	15 ~ 82	26 ~ 82	36 ~ 82	51 ~ 82	65 ~ 82	17 ~ 82	27 ~ 82	36 ~ 82	50 ~ 82	65 ~ 82	17 ~ 82	24 ~ 82	35 ~ 82	50 ~ 82	64 ~ 82
Standard hook	300t					300t					300t				
The weights of the hooks	3400kg					3400kg					3400kg				
Standard number of part lines	10					10					10				

Note: a 164 t counterweight and 9.0 m outrigger extension width.
 Auxiliary jacks used

Performance LB
MB+2.5 m+36 m luffing jib

Unit: ton

Working radius (m)	Offset					Offset					Offset				
	10°	20°	30°	45°	60°	10°	20°	30°	45°	60°	10°	20°	30°	45°	60°
18.0	80.5														
20.0	74.2					62.0					62.0				
22.0	67.9	60.8				62.0	62.0				62.0				
24.0	62.5	56.7				62.0	59.3				62.0	60.4			
26.0	57.9	53.1	47.3			60.9	55.6				62.0	56.7			
28.0	53.9	49.9	44.8			56.7	52.3	46.9			58.1	53.5	47.8		
30.0	50.4	47.1	42.6			52.9	49.4	44.6			52.3	50.6	45.6		
32.0	47.3	44.5	40.5			48.1	46.8	42.6			47.3	47.9	43.6		
34.0	44.2	42.2	38.7	32.5		43.7	44.4	40.7	34.1		43.0	45.3	41.7	35.0	
36.0	40.4	40.2	37.0	31.3		40.0	41.9	39.0	33.0		39.2	41.4	40.1	33.9	
38.0	37.1	38.3	35.5	30.3	24.8	36.6	38.4	37.4	31.9	26.1	35.9	37.8	38.5	32.9	
40.0	34.1	35.6	34.1	29.3	24.2	33.6	35.3	36.0	30.9	25.5	32.9	34.7	36.4	31.9	26.3
42.0	31.4	32.8	32.8	28.5	23.7	30.9	32.4	33.9	30.1	25.0	30.2	31.9	33.4	31.0	25.8
44.0	29.0	30.2	31.4	27.7	23.3	28.5	29.9	31.2	29.3	24.5	27.8	29.3	30.8	30.2	25.4
46.0	26.8	27.9	29.0	27.0		26.3	27.6	28.8	28.5	24.2	25.6	27.0	28.3	29.5	25.0
48.0	24.9	25.8	26.7	26.4		24.3	25.4	26.5	27.9		23.6	24.9	26.1	27.6	24.7
50.0	23.1	23.9	24.7	25.5		22.5	23.5	24.4	25.6		21.8	22.9	24.0	25.4	
55.0	19.2	19.6				18.6	19.2	19.8			17.9	18.7	19.5	20.3	
60.0						15.3	15.6				14.6	15.2	15.6		
65.0											11.9				
θ (°)	15 ~ 82	26 ~ 82	36 ~ 82	51 ~ 82	65 ~ 82	17 ~ 82	25 ~ 82	35 ~ 82	51 ~ 82	66 ~ 82	16 ~ 82	25 ~ 82	35 ~ 82	50 ~ 82	65 ~ 82
Standard hook	150t					150t					150t				
The weights of the hooks	2400kg					2400kg					2400kg				
Standard number of part lines	8					6					6				

Note: a 164 t counterweight and 9.0 m outrigger extension width.
 Auxiliary jacks used

Performance LB
MB+2.5 m+45 m luffing jib

Unit: ton

Working radius (m)	Offset					Offset					Offset				
	10°	20°	30°	45°	60°	10°	20°	30°	45°	60°	10°	20°	30°	45°	60°
MB length (m)	22.0					26.0					30.0				
FB length (m)	-					-					-				
Total length (m)	22.0					26.0					30.0				
20.0	55.9					48.0					44.4				
22.0	55.9					48.0					44.4				
24.0	55.9					48.0					44.4				
26.0	52.6	47.9				48.0	48.0				44.4				
28.0	48.8	44.9				48.0	47.6				44.4	44.4			
30.0	45.4	42.2				48.0	44.7				44.4	44.4			
32.0	42.5	39.8	35.9			45.1	42.2				44.4	42.9			
34.0	39.9	37.6	34.2			42.3	39.9	36.2			43.2	40.7	36.9		
36.0	37.6	35.7	32.6			39.8	37.8	34.5			40.6	38.6	35.2		
38.0	35.4	33.9	31.1			37.5	35.9	33.0			37.2	36.7	33.7		
40.0	33.5	32.3	29.8	25.0		34.9	34.2	31.6			34.2	35.0	32.4		
42.0	31.8	30.8	28.5	24.1		32.2	32.6	30.3	25.6		31.5	33.4	31.1	26.3	
44.0	30.2	29.4	27.4	23.3		29.8	31.2	29.1	24.8		29.1	31.0	29.9	25.5	
46.0	28.0	28.1	26.3	22.6	18.3	27.5	29.2	28.0	24.0	19.5	26.8	28.6	28.8	24.8	
48.0	26.0	27.0	25.4	21.9	17.8	25.5	27.0	27.0	23.3	19.0	24.8	26.5	27.8	24.0	19.7
50.0	24.1	25.4	24.5	21.2	17.4	23.7	25.1	26.1	22.6	18.6	23.0	24.5	26.0	23.4	19.3
55.0	20.2	21.1	22.1	19.9		19.7	20.8	21.9	21.2	17.8	19.0	20.2	21.4	22.0	18.5
60.0	16.9	17.6	18.3			16.4	17.2	18.1	19.1		15.7	16.7	17.6	18.9	
65.0	14.2	14.5				13.6	14.2	14.7			12.9	13.7	14.4	15.1	
70.0						11.2					10.5	11.0	11.4		
θ (°)	18 ~ 82	26 ~ 82	36 ~ 82	51 ~ 82	65 ~ 82	17 ~ 82	26 ~ 82	35 ~ 82	51 ~ 82	66 ~ 82	16 ~ 82	25 ~ 82	35 ~ 82	49 ~ 82	65 ~ 82
Standard hook	80t					80t					80t				
The weights of the hooks	1870kg					1870kg					1870kg				
Standard number of part lines	6					4					4				

Note: a 164 t counterweight and 9.0 m outrigger extension width.
 Auxiliary jacks used

Performance LB
MB+2.5 m+54 m luffing jib

Unit: ton

MB length (m)	22.0					26.0					30.0				
	FB length (m)	-					-					-			
Total length (m)		22.0					26.0					30.0			
	Working radius (m)	Offset					Offset					Offset			
		10°	20°	30°	45°	60°	10°	20°	30°	45°	60°	10°	20°	30°	45°
24.0	40.8														
26.0	40.8					36.6					33.2				
28.0	40.8					36.6					33.2				
30.0	40.8	39.6				36.6	36.6				33.2				
32.0	40.1	37.2				36.6	36.6				33.2	33.2			
34.0	37.4	35.0				36.6	35.5				33.2	33.2			
36.0	35.1	33.1				35.6	33.6				33.2	33.2			
38.0	33.0	31.3	28.4			33.5	31.8	29.0			33.2	32.3			
40.0	31.1	29.7	27.1			31.6	30.2	27.7			32.2	30.8	28.2		
42.0	29.4	28.2	25.9			29.9	28.8	26.5			30.4	29.3	27.0		
44.0	27.8	26.9	24.7			28.3	27.4	25.4			28.9	28.0	25.9		
46.0	26.4	25.6	23.7			26.9	26.2	24.3			27.4	26.7	24.9		
48.0	25.1	24.5	22.7	19.1		25.6	25.0	23.4	19.7		25.4	25.6	23.9		
50.0	23.9	23.4	21.8	18.4		24.2	24.0	22.5	19.1		23.5	24.5	23.0	19.6	
55.0	20.9	21.0	19.8	16.9	13.5	20.2	21.6	20.5	17.6	14.1	19.5	21.1	21.1	18.2	14.6
60.0	17.6	18.7	18.1	15.7	12.7	16.9	18.1	18.8	16.4	13.3	16.2	17.5	18.8	17.0	13.9
65.0	14.9	15.7	16.5	14.7		14.1	15.1	16.1	15.4	12.8	13.4	14.5	15.6	16.0	13.3
70.0	12.5	13.1	13.6			11.7	12.5	13.2	14.1		11.0	11.9	12.8	13.9	
75.0	10.4					9.7	10.2	10.6			9.0	9.7	10.3		
80.0											7.2	7.6			
θ (°)	17 ~ 82	26 ~ 82	36 ~ 82	51 ~ 82	65 ~ 82	17 ~ 82	26 ~ 82	35 ~ 82	51 ~ 82	65 ~ 82	16 ~ 82	25 ~ 82	35 ~ 82	50 ~ 82	65 ~ 82
Standard hook	80t					80t					80t				
The weights of the hooks	1870kg					1870kg					1870kg				
Standard number of part lines	4					4					4				

Note: a 164 t counterweight and 9.0 m outrigger extension width.
 Auxiliary jacks used

Performance LB
MB+2.5 m+63 m luffing jib

Unit: ton

Working radius (m)	Offset					Offset					Offset				
	10°	20°	30°	45°	60°	10°	20°	30°	45°	60°	10°	20°	30°	45°	60°
26.0	25.0														
28.0	25.0					25.0					23.3				
30.0	25.0					25.0					23.3				
32.0	25.0					25.0					23.3				
34.0	25.0	25.0				25.0					23.3				
36.0	25.0	25.0				25.0	25.0				23.3	23.3			
38.0	25.0	25.0				25.0	25.0				23.3	23.3			
40.0	25.0	25.0				25.0	25.0				23.3	23.3			
42.0	25.0	25.0				25.0	25.0				23.3	23.3			
44.0	25.0	25.0	24.8			25.0	25.0	25.0			23.3	23.3			
46.0	25.0	25.0	23.6			25.0	25.0	24.2			23.3	23.3	23.3		
48.0	25.0	24.6	22.6			25.0	25.0	23.1			23.3	23.3	23.3		
50.0	24.2	23.4	21.6			24.6	23.9	22.1			23.3	23.3	22.6		
55.0	21.3	20.9	19.4	16.1		21.5	21.4	20.0	16.7		20.8	21.9	20.5		
60.0	18.8	18.8	17.6	14.7		18.1	19.3	18.1	15.4		17.4	19.0	18.7	15.9	
65.0	16.0	16.9	16.0	13.6	10.6	15.3	16.5	16.6	14.2	11.2	14.6	16.0	17.1	14.7	11.7
70.0	13.6	14.5	14.7	12.6	10.0	12.9	13.9	15.0	13.2	10.6	12.2	13.3	14.5	13.8	11.1
75.0	11.5	12.2	12.9	11.8		10.8	11.6	12.5	12.4		10.1	11.1	12.1	12.9	10.6
80.0	9.6	10.1	10.6			8.9	9.6	10.2	11.0		8.3	9.1	9.9	10.8	
85.0						7.3	7.7	8.1			6.7	7.3	7.8		
90.0											4.9	5.4			
θ (°)	17 ~ 82	26 ~ 82	36 ~ 82	51 ~ 82	65 ~ 82	16 ~ 82	26 ~ 82	34 ~ 82	50 ~ 82	65 ~ 82	16 ~ 82	25 ~ 82	36 ~ 82	50 ~ 82	65 ~ 82
Standard hook	25t					25t					25t				
The weights of the hooks	1140kg					1140kg					1140kg				
Standard number of part lines	2					2					2				

Note: a 164 t counterweight and 9.0 m outrigger extension width.
 Auxiliary jacks used

Performance LB
MB+2.5 m+72 m luffing jib

Unit: ton

MB length (m)	22.0					26.0					30.0					
	-															
FB length (m)	-															
Total length (m)	22.0					26.0					30.0					
Working radius (m)	Offset					Offset					Offset					
	10°	20°	30°	45°	60°	10°	20°	30°	45°	60°	10°	20°	30°	45°	60°	
28.0	20.5					18.8					17.4					
30.0	20.5					18.8					17.4					
32.0	20.5					18.8					17.4					
34.0	20.5					18.8					17.4					
36.0	20.5					18.8					17.4					
38.0	20.5	20.5				18.8					17.4					
40.0	20.5	20.0				18.8	18.8				17.4	17.4				
42.0	20.5	19.4				18.8	18.8				17.4	17.4				
44.0	20.0	18.8				18.8	18.8				17.4	17.4				
46.0	19.4	18.2				18.8	18.5				17.4	17.4				
48.0	18.8	17.7				18.8	17.9				17.4	17.4				
50.0	18.2	17.1	16.2			18.6	17.4	16.4			17.4	17.4	16.5			
55.0	16.9	16.0	15.2			17.3	16.3	15.4			17.4	16.6	15.6			
60.0	15.7	15.0	14.3			16.2	15.3	14.5			16.6	15.6	14.7			
65.0	14.7	14.1	13.6	11.7		15.2	14.4	13.8	12.2		14.9	14.7	14.0	12.6		
70.0	13.9	13.4	12.9	10.7		13.2	13.7	13.1	11.2		12.5	13.9	13.3	11.7		
75.0	11.8	12.5	11.8	9.8	7.4	11.1	12.2	12.3	10.4	7.9	10.4	11.7	12.7	10.8	8.3	
80.0	10.0	10.8	10.8	9.1	7.0	9.3	10.2	11.2	9.6	7.5	8.6	9.7	10.8	10.1	7.9	
85.0	8.4	9.0	9.7	8.5		7.7	8.5	9.2	9.0		7.0	7.9	8.8	9.5	7.5	
90.0	6.9	7.4	7.8			6.3	6.8	7.4			5.5	6.3	7.0	7.9		
95.0						4.7	5.2				3.9	4.6	5.2			
θ (°)	17 ~ 82	26 ~ 82	36 ~ 82	51 ~ 82	66 ~ 82	16 ~ 82	26 ~ 82	35 ~ 82	51 ~ 82	65 ~ 82	20 ~ 82	25 ~ 82	36 ~ 82	50 ~ 82	65 ~ 82	
Standard hook	25t					25t					25t					
The weights of the hooks	1140kg					1140kg					1140kg					
Standard number of part lines	2					2					2					

Note: a 164 t counterweight and 9.0 m outrigger extension width.
 Auxiliary jacks used

Performance LB
MB+2.5 m+81 m luffing jib

Unit: ton

MB length (m)	22.0					26.0					30.0				
FB length (m)	-					-					-				
Total length (m)	22.0					26.0					30.0				
Working radius (m)	Offset					Offset					Offset				
	10°	20°	30°	45°	60°	10°	20°	30°	45°	60°	10°	20°	30°	45°	60°
32.0	15.3					14.1					13.1				
34.0	15.3					14.1					13.1				
36.0	15.3					14.1					13.1				
38.0	15.3					14.1					13.1				
40.0	15.3					14.1					13.1				
42.0	15.3					14.1					13.1				
44.0	15.3	15.3				14.1	14.1				13.1	13.1			
46.0	15.3	15.3				14.1	14.1				13.1	13.1			
48.0	15.3	15.3				14.1	14.1				13.1	13.1			
50.0	15.3	15.3				14.1	14.1				13.1	13.1			
55.0	15.3	15.3	15.3			14.1	14.1	14.1			13.1	13.1			
60.0	15.3	15.2	13.9			14.1	14.1	14.1			13.1	13.1	13.1		
65.0	13.9	13.6	12.4			14.1	13.9	12.8			13.1	13.1	13.1		
70.0	12.3	12.1	11.2	9.0		12.5	12.4	11.6	9.4		12.5	12.7	11.9	9.7	
75.0	11.0	10.9	10.1	8.1		11.1	11.2	10.5	8.5		10.4	11.5	10.8	8.9	
80.0	9.8	9.8	9.1	7.3	5.1	9.2	10.1	9.5	7.8	5.6	8.6	9.8	9.9	8.2	
85.0	8.3	8.8	8.2	6.7	4.7	7.6	8.6	8.7	7.1	5.1	7.0	8.1	9.0	7.5	5.5
90.0	6.9	7.6	7.5	6.1	4.3	6.2	7.0	7.9	6.6	4.7	5.5	6.5	7.5	6.9	5.1
95.0	5.6	6.2	6.8	5.7		4.8	5.6	6.3	6.1		3.9	4.9	5.9	6.5	
100.0	4.2	4.7				3.4	4.0	4.7				3.4	4.2	5.2	
θ (°)	17 ~ 82	26 ~ 82	36 ~ 82	51 ~ 82	65 ~ 82	21 ~ 82	26 ~ 82	35 ~ 82	51 ~ 82	65 ~ 82	39 ~ 82	33 ~ 82	38 ~ 82	50 ~ 82	65 ~ 82
Standard hook	25t					25t					25t				
The weights of the hooks	1140kg					1140kg					1140kg				
Standard number of part lines	2					2					2				

Note: a 164 t counterweight and 9.0 m outrigger extension width.
 Auxiliary jacks used

Performance LC
MB+2.5 m+18 m luffing jib

Unit: ton

MB length (m)	22.0					26.0					30.0				
	-					-					-				
	22.0					26.0					30.0				
Working radius (m)	Offset					Offset					Offset				
	10°	20°	30°	45°	60°	10°	20°	30°	45°	60°	10°	20°	30°	45°	60°
11.0	140.0					130.0									
12.0	140.0	118.0				130.0					129.0				
14.0	124.0	108.0				123.0	112.0				123.0	116.0			
16.0	105.0	99.8	86.0			104.0	103.0	88.2			103.0	106.0	90.4		
18.0	88.0	90.9	80.8	68.8		87.3	90.4	83.2			86.6	89.8	85.5		
20.0	75.0	77.5	76.3	65.9	53.7	74.3	76.9	78.8	67.1		73.7	76.4	78.9	68.2	
22.0	64.8	66.9	68.9	63.4	52.3	64.1	66.4	68.5	64.7	54.4	63.5	65.8	68.1	65.9	56.2
24.0	56.5	58.3	60.0	61.2	51.1	55.9	57.8	59.6	62.0	53.2	55.2	57.3	59.2	61.7	55.0
26.0	49.7	51.3	52.7	54.5	50.2	49.1	50.8	52.3	54.3	52.2	48.5	50.3	51.9	54.1	54.0
28.0	44.0	45.4	46.5	48.0		43.4	44.9	46.2	47.8	48.8	42.8	44.4	45.8	47.6	48.7
30.0	39.2	40.3	41.3	42.4		38.6	39.8	41.0	42.3		38.0	39.4	40.6	42.1	42.9
32.0	35.1	36.0	36.7	37.5		34.4	35.5	36.5	37.5		33.8	35.1	36.1	37.4	
34.0	31.4	32.2	32.7			30.8	31.7	32.5	33.3		30.3	31.3	32.2	33.2	
36.0	28.3	28.8	29.2			27.7	28.4	29.0			27.1	28.0	28.8	29.5	
38.0	25.5	25.8				24.9	25.5	25.9			24.3	25.1	25.7	26.2	
40.0	23.0					22.4	22.9	23.1			21.9	22.5	23.0		
42.0						20.2	20.5				19.7	20.2	20.5		
44.0											17.7	18.0			
46.0											15.9	16.1			
θ (°)	10 ~ 82	27 ~ 82	37 ~ 82	51 ~ 82	65 ~ 82	18 ~ 82	25 ~ 82	35 ~ 82	50 ~ 82	66 ~ 82	17 ~ 82	25 ~ 82	35 ~ 82	50 ~ 82	65 ~ 82
Standard hook	300t					300t					300t				
The weights of the hooks	3400kg					3400kg					3400kg				
Standard number of part lines	12					12					12				

Note: a 127 t counterweight and 9.0 m outrigger extension width.

Performance LC
MB+2.5 m+27 m luffing jib

Unit: ton

MB length (m)	22.0					26.0					30.0				
FB length (m)	-					-					-				
Total length (m)	22.0					26.0					30.0				
Working radius (m)	Offset					Offset					Offset				
	10°	20°	30°	45°	60°	10°	20°	30°	45°	60°	10°	20°	30°	45°	60°
14.0	117.0														
16.0	104.0					104.0					90.0				
18.0	91.6	82.2				90.9	84.1				90.0	85.8			
20.0	78.5	76.1				77.7	78.1				76.9	80.0			
22.0	68.1	70.9	62.3			67.3	70.4	64.0			66.5	69.9	65.4		
24.0	59.7	62.4	58.8			58.9	61.8	60.6			58.1	61.2	62.2		
26.0	52.8	55.2	55.8	45.9		52.0	54.6	56.9	47.4		51.2	53.9	56.5		
28.0	47.0	49.1	51.2	44.1		46.2	48.5	50.7	45.7		45.5	47.9	50.2	47.0	
30.0	42.1	43.9	45.8	42.5	34.7	41.3	43.3	45.3	44.1	36.0	40.6	42.7	44.8	45.5	37.1
32.0	37.8	39.5	41.1	41.1	33.9	37.1	38.9	40.6	42.7	35.2	36.3	38.3	40.2	42.7	36.4
34.0	34.2	35.6	37.0	38.9	33.2	33.4	35.0	36.6	38.6	34.6	32.7	34.4	36.1	38.3	35.7
36.0	30.9	32.2	33.5	35.1	32.7	30.2	31.6	33.0	34.8	34.0	29.5	31.0	32.5	34.5	35.1
38.0	28.1	29.2	30.3	31.6		27.3	28.6	29.8	31.4	32.3	26.6	28.0	29.4	31.1	32.2
40.0	25.5	26.5	27.4	28.4		24.8	25.9	27.0	28.3		24.1	25.4	26.5	28.0	28.9
42.0	23.3	24.1	24.8			22.5	23.5	24.4	25.4		21.8	23.0	24.0	25.2	
44.0	21.2	21.9	22.4			20.5	21.3	22.1	22.8		19.8	20.8	21.7	22.7	
46.0	19.4	19.9				18.6	19.3	19.9			17.9	18.8	19.6	20.4	
48.0	17.7					17.0	17.5	18.0			16.3	17.0	17.7		
50.0						15.5	15.8				14.8	15.4	15.9		
55.0											11.5	11.8			
θ (°)	15 ~ 82	26 ~ 82	36 ~ 82	51 ~ 82	65 ~ 82	17 ~ 82	27 ~ 82	36 ~ 82	50 ~ 82	65 ~ 82	17 ~ 82	24 ~ 82	35 ~ 82	50 ~ 82	65 ~ 82
Standard hook	300t					300t					300t				
The weights of the hooks	3400kg					3400kg					3400kg				
Standard number of part lines	10					10					10				

Note: a 127 t counterweight and 9.0 m outrigger extension width.

Performance LC
MB+2.5 m+36 m luffing jib

Unit : ton

MB length (m)	22.0					26.0					30.0				
FB length (m)	-					-					-				
Total length (m)	22.0					26.0					30.0				
Working radius (m)	Offset					Offset					Offset				
	10°	20°	30°	45°	60°	10°	20°	30°	45°	60°	10°	20°	30°	45°	60°
18.0	80.5														
20.0	74.2					62.0					62.0				
22.0	67.9	60.8				62.0	62.0				62.0				
24.0	61.9	56.7				61.6	59.3				60.8	60.4			
26.0	54.9	53.1	47.3			54.5	55.6				53.8	56.7			
28.0	49.0	49.9	44.8			48.6	51.5	46.9			47.9	50.9	47.8		
30.0	44.0	46.5	42.6			43.6	46.3	44.6			42.9	45.7	45.6		
32.0	39.7	41.9	40.5			39.3	41.7	42.6			38.6	41.1	43.5		
34.0	36.0	38.0	38.7	32.5		35.6	37.7	39.9	34.1		34.8	37.2	39.4	35.0	
36.0	32.7	34.5	36.4	31.3		32.3	34.3	36.2	33.0		31.5	33.7	35.8	33.9	
38.0	29.8	31.5	33.1	30.3	24.8	29.4	31.2	33.0	31.9	26.1	28.6	30.6	32.5	32.9	
40.0	27.2	28.7	30.2	29.3	24.2	26.8	28.4	30.0	30.9	25.5	26.0	27.8	29.6	31.9	26.3
42.0	24.9	26.3	27.6	28.5	23.7	24.4	25.9	27.4	29.4	25.0	23.7	25.4	27.0	29.1	25.8
44.0	22.8	24.1	25.3	26.9	23.3	22.3	23.7	25.0	26.8	24.5	21.6	23.1	24.6	26.5	25.4
46.0	21.0	22.0	23.1	24.5		20.4	21.7	22.9	24.4	24.2	19.7	21.1	22.4	24.2	25.0
48.0	19.2	20.2	21.1	22.3		18.7	19.8	20.9	22.2		18.0	19.2	20.4	22.0	23.0
50.0	17.7	18.5	19.3	20.2		17.1	18.1	19.0	20.2		16.4	17.6	18.6	20.0	
55.0	14.3	14.8				13.7	14.4	15.0			13.0	13.9	14.6	15.5	
60.0						10.9	11.2				10.2	10.8	11.2		
65.0											7.6				
θ (°)	10 ~ 82	26 ~ 82	36 ~ 82	51 ~ 82	65 ~ 82	17 ~ 82	25 ~ 82	35 ~ 82	51 ~ 82	66 ~ 82	16 ~ 82	25 ~ 82	35 ~ 82	50 ~ 82	65 ~ 82
Standard hook	150t					150t					150t				
The weights of the hooks	2400kg					2400kg					2400kg				
Standard number of part lines	8					6					6				

Note: a 127 t counterweight and 9.0 m outrigger extension width.

Performance LC
MB+2.5 m+45 m luffing jib

Unit: ton

Working radius (m)	Offset					Offset					Offset				
	10°	20°	30°	45°	60°	10°	20°	30°	45°	60°	10°	20°	30°	45°	60°
20.0	55.9					48.0					44.4				
22.0	55.9					48.0					44.4				
24.0	55.9					48.0					44.4				
26.0	52.6	47.9				48.0	48.0				44.4				
28.0	48.8	44.9				48.0	47.6				44.4	44.4			
30.0	45.4	42.2				45.2	44.7				44.4	44.4			
32.0	41.1	39.8	35.9			40.8	42.2				40.1	42.9			
34.0	37.3	37.6	34.2			37.0	39.6	36.2			36.3	39.1	36.9		
36.0	34.0	35.7	32.6			33.7	36.1	34.5			33.0	35.5	35.2		
38.0	31.1	33.1	31.1			30.7	33.0	33.0			30.0	32.4	33.7		
40.0	28.5	30.4	29.8	25.0		28.1	30.2	31.6			27.4	29.6	31.8		
42.0	26.1	27.9	28.5	24.1		25.7	27.6	29.5	25.6		25.0	27.1	29.1	26.3	
44.0	24.0	25.6	27.2	23.3		23.6	25.4	27.1	24.8		22.9	24.8	26.7	25.5	
46.0	22.1	23.6	25.1	22.6	18.3	21.7	23.3	24.9	24.0	19.5	20.9	22.7	24.5	24.8	
48.0	20.3	21.7	23.1	21.9	17.8	19.9	21.4	22.9	23.3	19.0	19.2	20.8	22.5	24.0	19.7
50.0	18.7	20.0	21.3	21.2	17.4	18.3	19.7	21.1	22.6	18.6	17.6	19.1	20.6	22.7	19.3
55.0	15.3	16.3	17.2	18.6		14.8	15.9	17.0	18.5	17.8	14.1	15.4	16.6	18.3	18.5
60.0	12.5	13.2	13.8			11.9	12.8	13.6	14.6		11.2	12.2	13.2	14.4	
65.0	10.1	10.5				9.5	10.1	10.6			8.8	9.6	10.3	11.0	
70.0						7.3					6.5	7.1	7.6		
θ (°)	18 ~ 82	26 ~ 82	36 ~ 82	51 ~ 82	65 ~ 82	17 ~ 82	26 ~ 82	35 ~ 82	51 ~ 82	66 ~ 82	16 ~ 82	25 ~ 82	35 ~ 82	49 ~ 82	65 ~ 82
Standard hook	80t					80t					80t				
The weights of the hooks	1870kg					1870kg					1870kg				
Standard number of part lines	6					4					4				

Note: a 127 t counterweight and 9.0 m outrigger extension width.

Performance LC
MB+2.5 m+54 m luffing jib

Unit: ton

MB length (m)	22.0					26.0					30.0				
FB length (m)	-														
Total length (m)	22.0					26.0					30.0				
Working radius (m)	Offset					Offset					Offset				
	10°	20°	30°	45°	60°	10°	20°	30°	45°	60°	10°	20°	30°	45°	60°
24.0	40.8														
26.0	40.8					36.6					33.2				
28.0	40.8					36.6					33.2				
30.0	40.8	39.6				36.6	36.6				33.2				
32.0	40.1	37.2				36.6	36.6				33.2	33.2			
34.0	37.4	35.0				36.6	35.5				33.2	33.2			
36.0	35.1	33.1				34.3	33.6				33.2	33.2			
38.0	32.1	31.3	28.4			31.4	31.8	29.0			30.6	32.3			
40.0	29.4	29.7	27.1			28.7	30.2	27.7			28.0	30.6	28.2		
42.0	27.1	28.2	25.9			26.3	28.6	26.5			25.6	28.0	27.0		
44.0	24.9	26.8	24.7			24.2	26.3	25.4			23.5	25.7	25.9		
46.0	23.0	24.8	23.7			22.2	24.2	24.3			21.5	23.6	24.9		
48.0	21.2	22.9	22.7	19.1		20.5	22.3	23.4	19.7		19.7	21.7	23.7		
50.0	19.6	21.1	21.8	18.4		18.8	20.6	22.3	19.1		18.1	20.0	21.8	19.6	
55.0	16.1	17.4	18.7	16.9	13.5	15.3	16.8	18.2	17.6	14.1	14.6	16.2	17.8	18.2	14.6
60.0	13.2	14.3	15.3	15.7	12.7	12.5	13.7	14.9	16.4	13.3	11.7	13.1	14.4	16.3	13.9
65.0	10.8	11.6	12.5	13.6		10.0	11.0	12.0	13.3	12.8	9.3	10.4	11.5	13.1	13.3
70.0	8.7	9.3	9.9			8.0	8.7	9.5	10.4		7.2	8.2	9.0	10.2	
75.0	6.8					5.9	6.6	7.1			5.0	5.9	6.7		
θ (°)	17 ~ 82	26 ~ 82	36 ~ 82	51 ~ 82	65 ~ 82	17 ~ 82	26 ~ 82	35 ~ 82	51 ~ 82	65 ~ 82	27 ~ 82	32 ~ 82	35 ~ 82	50 ~ 82	65 ~ 82
Standard hook	80t					80t					80t				
The weights of the hooks	1870kg					1870kg					1870kg				
Standard number of part lines	4					4					4				

Note: a 127 t counterweight and 9.0 m outrigger extension width.

Performance LC
MB+2.5 m+63 m luffing jib

Unit: ton

Working radius (m)	Offset					Offset					Offset				
	10°	20°	30°	45°	60°	10°	20°	30°	45°	60°	10°	20°	30°	45°	60°
26.0	25.0														
28.0	25.0					25.0					23.3				
30.0	25.0					25.0					23.3				
32.0	25.0					25.0					23.3				
34.0	25.0	25.0				25.0					23.3				
36.0	25.0	25.0				25.0	25.0				23.3	23.3			
38.0	25.0	25.0				25.0	25.0				23.3	23.3			
40.0	25.0	25.0				25.0	25.0				23.3	23.3			
42.0	25.0	25.0				25.0	25.0				23.3	23.3			
44.0	25.0	25.0	24.8			25.0	25.0	25.0			23.3	23.3			
46.0	24.3	25.0	23.6			23.6	25.0	24.2			22.9	23.3	23.3		
48.0	22.5	24.4	22.6			21.8	23.9	23.1			21.1	23.3	23.3		
50.0	20.9	22.7	21.6			20.2	22.1	22.1			19.5	21.6	22.6		
55.0	17.3	18.8	19.4	16.1		16.6	18.3	20.0	16.7		15.9	17.8	19.6		
60.0	14.4	15.7	17.0	14.7		13.7	15.1	16.6	15.4		13.0	14.6	16.2	15.9	
65.0	11.9	13.0	14.2	13.6	10.6	11.2	12.4	13.7	14.2	11.2	10.5	11.9	13.3	14.7	11.7
70.0	9.8	10.7	11.7	12.6	10.0	9.1	10.1	11.2	12.8	10.6	8.4	9.6	10.8	12.5	11.1
75.0	8.0	8.7	9.4	10.4		7.3	8.1	9.0	10.2		6.4	7.6	8.6	9.9	10.6
80.0	6.2	6.8	7.3			5.4	6.2	7.0	7.7		4.5	5.5	6.5	7.6	
85.0						3.7	4.2	4.6				3.6	4.3		
θ (°)	17 ~ 82	26 ~ 82	36 ~ 82	51 ~ 82	65 ~ 82	16 ~ 82	26 ~ 82	34 ~ 82	50 ~ 82	65 ~ 82	32 ~ 82	28 ~ 82	36 ~ 82	50 ~ 82	65 ~ 82
Standard hook	25t					25t					25t				
The weights of the hooks	1140kg					1140kg					1140kg				
Standard number of part lines	2					2					2				

Note: a 127 t counterweight and 9.0 m outrigger extension width.

Performance LC
MB+2.5 m+72 m luffing jib

Unit : ton

Working radius (m)	Offset					Offset					Offset				
	10°	20°	30°	45°	60°	10°	20°	30°	45°	60°	10°	20°	30°	45°	60°
28.0	20.5					18.8					17.4				
30.0	20.5					18.8					17.4				
32.0	20.5					18.8					17.4				
34.0	20.5					18.8					17.4				
36.0	20.5					18.8					17.4				
38.0	20.5	20.5				18.8					17.4				
40.0	20.5	20.0				18.8	18.8				17.4	17.4			
42.0	20.5	19.4				18.8	18.8				17.4	17.4			
44.0	20.0	18.8				18.8	18.8				17.4	17.4			
46.0	19.4	18.2				18.8	18.5				17.4	17.4			
48.0	18.8	17.7				18.8	17.9				17.4	17.4			
50.0	18.2	17.1	16.2			18.6	17.4	16.4			17.4	17.4	16.5		
55.0	16.9	16.0	15.2			17.0	16.3	15.4			16.3	16.6	15.6		
60.0	14.7	15.0	14.3			14.0	15.3	14.5			13.3	15.2	14.7		
65.0	12.2	13.6	13.6	11.7		11.5	13.0	13.8	12.2		10.9	12.5	14.0	12.6	
70.0	10.1	11.3	12.5	10.7		9.4	10.7	12.0	11.2		8.8	10.2	11.6	11.7	
75.0	8.3	9.3	10.3	9.8	7.4	7.6	8.7	9.8	10.4	7.9	6.9	8.2	9.4	10.8	8.3
80.0	6.7	7.5	8.4	9.1	7.0	5.8	7.0	7.9	9.3	7.5	5.0	6.3	7.5	9.0	7.9
85.0	5.0	5.8	6.6	7.4		4.2	5.1	6.1	7.2		3.3	4.5	5.6	7.0	7.5
90.0	3.5	4.1	4.5				3.4	4.1					3.6	4.8	
θ (°)	17 ~ 82	26 ~ 82	36 ~ 82	51 ~ 82	66 ~ 82	32 ~ 82	29 ~ 82	35 ~ 82	51 ~ 82	65 ~ 82	36 ~ 82	42 ~ 82	40 ~ 82	50 ~ 82	65 ~ 82
Standard hook	25t					25t					25t				
The weights of the hooks	1140kg					1140kg					1140kg				
Standard number of part lines	2					2					2				

Note: a 127 t counterweight and 9.0 m outrigger extension width.

Performance LC
MB+2.5 m+81 m luffing jib

Unit: ton

MB length (m)	22.0					26.0					30.0				
FB length (m)	-														
Total length (m)	22.0					26.0					30.0				
Working radius (m)	Offset					Offset					Offset				
	10°	20°	30°	45°	60°	10°	20°	30°	45°	60°	10°	20°	30°	45°	60°
32.0	15.3					14.1					13.1				
34.0	15.3					14.1					13.1				
36.0	15.3					14.1					13.1				
38.0	15.3					14.1					13.1				
40.0	15.3					14.1					13.1				
42.0	15.3					14.1					13.1				
44.0	15.3	15.3				14.1	14.1				13.1	13.1			
46.0	15.3	15.3				14.1	14.1				13.1	13.1			
48.0	15.3	15.3				14.1	14.1				13.1	13.1			
50.0	15.3	15.3				14.1	14.1				13.1	13.1			
55.0	15.3	15.3	15.3			14.1	14.1	14.1			13.1	13.1			
60.0	14.7	15.2	13.9			14.0	14.1	14.1			13.1	13.1	13.1		
65.0	12.2	13.6	12.4			11.5	13.2	12.8			10.8	12.6	13.1		
70.0	10.1	11.4	11.2	9.0		9.4	10.8	11.6	9.4		8.7	10.3	11.9	9.7	
75.0	8.2	9.4	10.1	8.1		7.6	8.8	10.2	8.5		6.9	8.3	9.8	8.9	
80.0	6.6	7.7	8.7	7.3	5.1	5.8	7.1	8.3	7.8	5.6	5.0	6.5	7.9	8.2	
85.0	5.0	6.1	7.0	6.7	4.7	4.1	5.4	6.6	7.1	5.1	3.3	4.7	6.1	7.5	5.5
90.0	3.5	4.4	5.4	6.1	4.3		3.7	4.8	6.3	4.7		3.0	4.3	6.0	5.1
95.0			3.6	4.5				3.1	4.3					4.0	
θ (°)	32 ~ 82	39 ~ 82	36 ~ 82	51 ~ 82	65 ~ 82	41 ~ 82	43 ~ 82	42 ~ 82	51 ~ 82	65 ~ 82	44 ~ 82	46 ~ 82	52 ~ 82	52 ~ 82	65 ~ 82
Standard hook	25t					25t					25t				
The weights of the hooks	1140kg					1140kg					1140kg				
Standard number of part lines	2					2					2				

Note: a 127 t counterweight and 9.0 m outrigger extension width.

Performance LD
MB+2.5 m+18 m luffing jib

Unit: ton

Working radius (m)	Offset					Offset					Offset				
	10°	20°	30°	45°	60°	10°	20°	30°	45°	60°	10°	20°	30°	45°	60°
11.0	140.0					130.0									
12.0	135.0	118.0				130.0					129.0				
14.0	107.0	108.0				106.0	109.5				105.0	108.0			
16.0	87.4	90.4	86.0			86.7	89.4	88.2			85.9	88.8	90.4		
18.0	72.7	75.6	77.5	68.8		72.0	75.0	77.0			71.3	74.5	76.6		
20.0	61.5	64.0	66.2	65.9	53.7	60.8	63.4	65.8	67.1		60.2	62.9	65.4	67.9	
22.0	52.7	54.8	56.8	59.3	52.3	52.1	54.3	56.4	59.0	54.4	51.4	53.8	56.0	58.7	56.2
24.0	45.6	47.4	49.1	51.3	51.1	45.0	46.9	48.7	51.1	52.7	44.3	46.4	48.3	50.8	52.6
26.0	39.8	41.3	42.8	44.5	45.6	39.2	40.8	42.4	44.4	45.6	38.5	40.3	42.0	44.1	45.6
28.0	34.9	36.2	37.4	38.8		34.3	35.7	37.1	38.7	39.6	33.7	35.3	36.7	38.5	39.6
30.0	30.8	31.9	32.8	33.9		30.1	31.4	32.5	33.8		29.5	30.9	32.2	33.7	34.5
32.0	27.2	28.1	28.9	29.6		26.6	27.7	28.6	29.6		26.0	27.2	28.3	29.5	
34.0	24.1	24.8	25.4			23.5	24.4	25.2	25.9		22.9	24.0	24.9	25.9	
36.0	21.4	21.9	22.3			20.8	21.5	22.1			20.2	21.1	21.9	22.6	
38.0	19.0	19.3				18.4	19.0	19.4			17.8	18.6	19.2	19.7	
40.0	16.9					16.3	16.7	17.0			15.7	16.3	16.8		
42.0						14.4	14.6				13.8	14.3	14.7		
44.0											12.0	12.4			
46.0											10.2	10.4			
θ (°)	10 ~ 82	27 ~ 82	37 ~ 82	51 ~ 82	65 ~ 82	18 ~ 82	25 ~ 82	35 ~ 82	50 ~ 82	66 ~ 82	17 ~ 82	25 ~ 82	35 ~ 82	50 ~ 82	65 ~ 82
Standard hook	300t					300t					300t				
The weights of the hooks	3400kg					3400kg					3400kg				
Standard number of part lines	12					12					12				

Note: a 127 t counterweight and 8.0 m outrigger extension width or
a 94 t counterweight and 9.0 m outrigger extension width.

Performance LD
MB+2.5 m+27 m luffing jib

Unit : ton

Working radius (m)	Offset					Offset					Offset				
	10°	20°	30°	45°	60°	10°	20°	30°	45°	60°	10°	20°	30°	45°	60°
MB length (m)	22.0					26.0					30.0				
FB length (m)	-					-					-				
Total length (m)	22.0					26.0					30.0				
14.0	109.0														
16.0	90.6					89.9					89.2				
18.0	76.2	78.9				75.6	78.4				74.8	77.8			
20.0	65.0	68.0				64.2	67.0				63.4	66.5			
22.0	56.0	58.9	61.1			55.2	58.3	60.6			54.5	57.8	60.2		
24.0	48.8	51.5	53.4			48.0	50.9	53.0			47.3	50.3	52.5		
26.0	42.8	45.2	47.4	45.9		42.1	44.6	47.0	47.4		41.3	44.0	46.5		
28.0	37.9	40.0	42.0	44.1		37.1	39.4	41.6	44.0		36.3	38.8	41.1	43.7	
30.0	33.6	35.5	37.3	39.7	34.7	32.9	34.9	36.8	39.4	36.0	32.1	34.3	36.4	39.1	37.1
32.0	30.0	31.6	33.3	35.4	33.9	29.2	31.0	32.8	35.1	35.2	28.5	30.4	32.3	34.8	36.4
34.0	26.8	28.3	29.7	31.6	32.9	26.1	27.7	29.2	31.3	32.8	25.3	27.1	28.8	31.0	32.7
36.0	24.0	25.3	26.6	28.2	29.2	23.3	24.7	26.1	27.9	29.1	22.6	24.1	25.6	27.6	29.0
38.0	21.6	22.7	23.8	25.1		20.8	22.1	23.3	24.9	25.8	20.1	21.5	22.9	24.6	25.7
40.0	19.4	20.4	21.3	22.3		18.6	19.8	20.8	22.1		17.9	19.2	20.4	21.9	22.7
42.0	17.5	18.3	19.0			16.7	17.7	18.6	19.6		16.0	17.1	18.2	19.4	
44.0	15.7	16.3	16.9			14.9	15.8	16.5	17.3		14.2	15.2	16.2	17.2	
46.0	14.1	14.6				13.4	14.1	14.7			12.7	13.5	14.3	15.1	
48.0	12.7					11.9	12.5	12.9			11.2	12.0	12.6		
50.0						10.5	11.0				9.6	10.4	11.0		
55.0											6.3	6.6			
θ (°)	15 ~ 82	27 ~ 82	36 ~ 82	51 ~ 82	65 ~ 82	18 ~ 82	27 ~ 82	36 ~ 82	50 ~ 82	65 ~ 82	17 ~ 82	24 ~ 82	35 ~ 82	50 ~ 82	65 ~ 82
Standard hook	300t					300t					300t				
The weights of the hooks	3400kg					3400kg					3400kg				
Standard number of part lines	10					10					10				

Note: a 127 t counterweight and 8.0 m outrigger extension width or
a 94 t counterweight and 9.0 m outrigger extension width.

Performance LD
MB+2.5 m+36 m luffing jib

Unit: ton

MB length (m)	22.0					26.0					30.0				
	-					-					-				
	22.0					26.0					30.0				
Working radius (m)	Offset					Offset					Offset				
	10°	20°	30°	45°	60°	10°	20°	30°	45°	60°	10°	20°	30°	45°	60°
18.0	78.0														
20.0	66.9					62.0					62.0				
22.0	58.3	60.8				58.0	60.8				57.2				
24.0	51.0	53.5				50.7	53.4				49.9	52.9			
26.0	44.9	47.7	47.3			44.6	47.6				43.8	47.1			
28.0	39.9	42.5	44.5			39.5	42.4	44.5			38.8	41.8	44.1		
30.0	35.6	38.0	39.9			35.2	37.8	39.9			34.4	37.2	39.5		
32.0	31.9	34.1	36.1			31.5	33.8	36.1			30.7	33.3	35.7		
34.0	28.6	30.7	32.7	32.5		28.2	30.4	32.5	34.1		27.5	29.8	32.1	34.7	
36.0	25.8	27.6	29.5	31.3		25.4	27.4	29.3	31.7		24.6	26.8	28.9	31.4	
38.0	23.3	25.0	26.6	28.9	24.8	22.9	24.7	26.5	28.9	26.1	22.1	24.1	26.0	28.6	
40.0	21.1	22.6	24.1	26.2	24.2	20.6	22.3	23.9	26.2	25.5	19.9	21.7	23.4	25.9	26.3
42.0	19.1	20.4	21.8	23.7	23.7	18.6	20.1	21.6	23.6	25.0	17.9	19.5	21.1	23.3	25.1
44.0	17.3	18.5	19.7	21.3	22.5	16.8	18.2	19.5	21.3	22.6	16.1	17.6	19.0	21.0	22.5
46.0	15.7	16.8	17.8	19.2		15.2	16.4	17.6	19.2	20.2	14.4	15.8	17.1	18.9	20.2
48.0	14.2	15.1	16.1	17.2		13.7	14.8	15.8	17.2		13.0	14.2	15.4	16.9	18.0
50.0	12.8	13.7	14.4	15.3		12.3	13.3	14.2	15.4		11.6	12.7	13.8	15.1	
55.0	9.9	10.4				9.2	10.0	10.6			8.3	9.4	10.3	11.1	
60.0						6.3	6.7				5.4	6.2	6.7		
θ (°)	15 ~ 82	26 ~ 82	36 ~ 82	51 ~ 82	65 ~ 82	17 ~ 82	25 ~ 82	35 ~ 82	51 ~ 82	66 ~ 82	19 ~ 82	25 ~ 82	35 ~ 82	50 ~ 82	65 ~ 82
Standard hook	150t					150t					150t				
The weights of the hooks	2400kg					2400kg					2400kg				
Standard number of part lines	8					6					6				

Note: a 127 t counterweight and 8.0 m outrigger extension width or
a 94 t counterweight and 9.0 m outrigger extension width.

Performance LD
MB+2.5 m+45 m luffing jib

Unit: ton

Working radius (m)	Offset					Offset					Offset				
	10°	20°	30°	45°	60°	10°	20°	30°	45°	60°	10°	20°	30°	45°	60°
20.0	55.9					48.0					44.4				
22.0	55.9					48.0					44.4				
24.0	52.3					48.0					44.4				
26.0	46.5	47.9				46.3	48.0				44.4				
28.0	41.4	43.8				41.1	43.8				40.4	43.3			
30.0	37.0	39.6				36.7	39.4				36.0	38.9			
32.0	33.3	35.8	35.9			33.0	35.7				32.2	35.3			
34.0	30.0	32.4	34.2			29.7	32.3	34.3			28.9	31.7	33.9		
36.0	27.1	29.4	31.2			26.8	29.2	31.2			26.1	28.6	30.8		
38.0	24.6	26.6	28.6			24.2	26.5	28.6			23.5	25.9	28.2		
40.0	22.3	24.2	26.1	25.0		21.9	24.0	26.1			21.2	23.4	25.6		
42.0	20.3	22.0	23.8	24.1		19.9	21.8	23.7	25.6		19.2	21.2	23.3	25.8	
44.0	18.5	20.1	21.7	23.3		18.1	19.8	21.6	23.8		17.3	19.2	21.1	23.6	
46.0	16.8	18.3	19.8	21.9	18.3	16.4	18.0	19.6	22.0	19.5	15.7	17.4	19.2	21.7	
48.0	15.3	16.7	18.0	20.0	17.8	14.9	16.4	17.9	20.0	19.0	14.1	15.8	17.4	19.7	19.7
50.0	13.9	15.2	16.4	18.2	17.4	13.5	14.9	16.2	18.2	18.6	12.8	14.3	15.8	17.9	19.3
55.0	10.9	11.9	12.9	14.2		10.4	11.6	12.7	14.2	15.2	9.7	11.0	12.2	13.9	15.1
60.0	8.4	9.2	9.9			7.7	8.8	9.6	10.6		6.8	8.1	9.2	10.4	
65.0	5.9	6.4				5.2	5.9	6.6				5.3	6.2	7.1	
θ (°)	18 ~ 82	26 ~ 82	36 ~ 82	51 ~ 82	65 ~ 82	19 ~ 82	27 ~ 82	35 ~ 82	51 ~ 82	66 ~ 82	37 ~ 82	33 ~ 82	36 ~ 82	49 ~ 82	65 ~ 82
Standard hook	80t					80t					80t				
The weights of the hooks	1870kg					1870kg					1870kg				
Standard number of part lines	6					4					4				

Note: a 127 t counterweight and 8.0 m outrigger extension width or a 94 t counterweight and 9.0 m outrigger extension width.

Performance LD
MB+2.5 m+54 m luffing jib

Unit: ton

MB length (m)	22.0					26.0					30.0					
	-															
FB length (m)	-															
Total length (m)	22.0					26.0					30.0					
Working radius (m)	Offset					Offset					Offset					
	10°	20°	30°	45°	60°	10°	20°	30°	45°	60°	10°	20°	30°	45°	60°	
24.0	40.8															
26.0	40.8					36.6					33.2					
28.0	40.8					36.6					33.2					
30.0	38.2	39.6				36.6	36.6				33.2					
32.0	34.4	36.6				33.7	36.2				33.0	33.2				
34.0	31.1	33.3				30.4	32.9				29.6	32.4				
36.0	28.2	30.5				27.4	30.1				26.7	29.6				
38.0	25.6	27.9	28.4			24.9	27.4	29.0			24.1	26.9				
40.0	23.3	25.5	27.1			22.6	25.0	26.9			21.8	24.4	26.6			
42.0	21.2	23.3	25.0			20.5	22.7	24.6			19.8	22.2	24.3			
44.0	19.4	21.3	23.1			18.6	20.7	22.7			17.9	20.2	22.4			
46.0	17.7	19.5	21.3			17.0	18.9	20.9			16.2	18.3	20.5			
48.0	16.2	17.8	19.5	19.1		15.4	17.2	19.1	19.7		14.7	16.7	18.7			
50.0	14.8	16.3	17.9	18.4		14.0	15.7	17.5	19.1		13.3	15.2	17.0	19.4		
55.0	11.7	13.0	14.3	16.3	13.5	11.0	12.4	13.9	16.0	14.1	10.3	11.8	13.4	15.7	14.6	
60.0	9.2	10.3	11.4	12.9	12.7	8.4	9.7	10.9	12.6	13.3	7.5	9.1	10.4	12.3	13.9	
65.0	6.8	7.9	8.8	9.9		5.9	7.1	8.3	9.7	10.6	5.0	6.4	7.8	9.4	10.5	
70.0		5.4	6.2					5.7	6.8				5.1	6.5		
θ (°)	32 ~ 82	26 ~ 82	36 ~ 82	51 ~ 82	65 ~ 82	37 ~ 82	43 ~ 82	38 ~ 82	51 ~ 82	65 ~ 82	41 ~ 82	47 ~ 82	44 ~ 82	50 ~ 82	65 ~ 82	
Standard hook	80t					80t					80t					
The weights of the hooks	1870kg					1870kg					1870kg					
Standard number of part lines	4					4					4					

Note: a 127 t counterweight and 8.0 m outrigger extension width or
a 94 t counterweight and 9.0 m outrigger extension width.

Performance LA
MB+FB+2.5 m+27 m luffing jib

Unit: ton

Working radius (m)	Offset					Offset					Offset				
	10°	20°	30°	45°	60°	10°	20°	30°	45°	60°	10°	20°	30°	45°	60°
16.0	93.2														
18.0	93.2					81.6					70.9				
20.0	85.9	83.4				81.6					70.9				
22.0	78.2	78.2				75.4	76.5				70.9	70.9			
24.0	71.6	72.4	64.6			69.0	70.1				66.7	68.0			
26.0	65.8	66.7	61.6			63.4	64.5	62.9			61.2	62.5	63.6		
28.0	60.7	61.7	59.0	48.7		58.5	59.6	60.3			56.4	57.7	58.7		
30.0	55.1	57.2	56.6	47.3		54.2	55.2	56.1	48.2		52.2	53.4	54.4	49.1	
32.0	50.1	52.3	53.9	45.9	37.7	49.1	51.3	52.2	46.9		48.3	49.5	50.5	47.8	
34.0	45.4	47.5	49.4	44.7	37.0	44.4	46.7	48.6	45.7	37.8	43.6	45.9	47.1	46.6	38.5
36.0	41.3	43.2	44.9	43.5	36.4	40.3	42.4	44.3	44.6	37.2	39.4	41.6	43.6	45.1	37.9
38.0	37.6	39.3	40.9	42.5	35.9	36.7	38.5	40.3	42.5	36.7	35.8	37.8	39.6	42.0	37.4
40.0	34.4	35.9	37.4	39.2	35.5	33.4	35.1	36.7	38.7	36.3	32.6	34.4	36.1	38.2	37.0
42.0	31.5	32.9	34.1	35.7	35.2	30.5	32.1	33.5	35.2	35.9	29.7	31.3	32.9	34.8	36.0
44.0	28.8	30.1	31.2	32.6		27.9	29.3	30.6	32.1	33.0	27.0	28.6	30.0	31.7	32.7
46.0	26.5	27.6	28.6	29.7		25.5	26.8	27.9	29.3		24.7	26.1	27.3	28.8	29.7
48.0	24.3	25.3	26.2	27.1		23.4	24.5	25.5	26.7		22.5	23.8	24.9	26.3	
50.0	22.3	23.2	23.9	24.6		21.4	22.4	23.3	24.3		20.5	21.7	22.7	23.9	
55.0	18.1	18.6	19.0			17.2	17.9	18.5			16.3	17.2	17.9	18.6	
60.0						13.7	14.1				12.8	13.5	13.9		
65.0											10.0	10.3			
θ (°)	23 ~ 82	26 ~ 82	35 ~ 82	49 ~ 82	64 ~ 82	29 ~ 82	31 ~ 82	43 ~ 82	53 ~ 82	64 ~ 82	17 ~ 82	25 ~ 82	34 ~ 82	49 ~ 82	64 ~ 82
Standard hook	300t					300t					300t				
The weights of the hooks	3400kg					3400kg					3400kg				
Standard number of part lines	8					8					8				

Note: a 195 t counterweight and 9.0 m outrigger extension width.
 Auxiliary jacks used

Performance LA
MB+FB+2.5 m+36 m luffing jib

Unit: ton

Working radius (m)	Offset					Offset					Offset				
	10°	20°	30°	45°	60°	10°	20°	30°	45°	60°	10°	20°	30°	45°	60°
20.0	64.5														
22.0	64.5					58.0					51.5				
24.0	64.5	61.3				58.0					51.5				
26.0	64.2	57.7				58.0	58.0				51.5	51.5			
28.0	59.9	54.5	48.5			58.0	55.5				51.5	51.5			
30.0	56.1	51.7	46.4			54.0	52.7	47.1			51.5	51.5	47.8		
32.0	52.0	49.1	44.4			50.2	50.2	45.2			48.4	49.7	45.9		
34.0	47.5	46.8	42.7			46.5	47.8	43.5			45.0	46.3	44.2		
36.0	43.3	44.6	41.0	34.7		42.3	44.8	41.8			41.5	43.3	42.6		
38.0	39.6	41.9	39.5	33.7		38.6	41.1	40.3	34.3		37.7	40.4	41.1	34.9	
40.0	36.3	38.4	38.1	32.7	27.0	35.3	37.6	39.0	33.4		34.5	36.9	39.0	34.0	
42.0	33.3	35.3	36.8	31.9	26.5	32.4	34.5	36.5	32.6	27.1	31.5	33.8	35.9	33.2	27.6
44.0	30.6	32.4	34.2	31.1	26.1	29.7	31.7	33.5	31.8	26.6	28.8	30.9	32.9	32.4	27.1
46.0	28.2	29.9	31.5	30.4	25.7	27.3	29.1	30.8	31.1	26.2	26.4	28.4	30.2	31.7	26.7
48.0	26.0	27.5	29.0	29.7	25.3	25.1	26.8	28.3	30.4	25.9	24.2	26.0	27.7	30.0	26.4
50.0	24.0	25.4	26.7	28.4	25.1	23.1	24.6	26.1	28.0	25.6	22.2	23.9	25.5	27.5	26.1
55.0	19.7	20.8	21.8	23.0		18.7	20.0	21.1	22.5		17.9	19.3	20.5	22.1	23.0
60.0	16.1	16.9	17.6			15.2	16.1	17.0	17.9		14.3	15.4	16.4	17.6	
65.0	13.1	13.6	14.0			12.2	12.9	13.5			11.3	12.2	13.0		
70.0						9.7	10.1				8.8	9.4	9.9		
75.0											6.2	7.0			
θ (°)	16 ~ 82	25 ~ 82	35 ~ 82	50 ~ 82	65 ~ 82	25 ~ 82	28 ~ 82	41 ~ 82	51 ~ 82	68 ~ 82	16 ~ 82	25 ~ 82	34 ~ 82	49 ~ 82	64 ~ 82
Standard hook	150t					150t					150t				
The weights of the hooks	2400kg					2400kg					2400kg				
Standard number of part lines	6					6					6				

Note: a 195 t counterweight and 9.0 m outrigger extension width.
 Auxiliary jacks used

Performance LA
MB+FB+2.5 m+45 m luffing jib

Unit: ton

Working radius (m)	Offset					Offset					Offset				
	10°	20°	30°	45°	60°	10°	20°	30°	45°	60°	10°	20°	30°	45°	60°
22.0	46.1														
24.0	46.1					41.8					37.9				
26.0	46.1					41.8					37.9				
28.0	46.1	46.1				41.8					37.9				
30.0	46.1	46.1				41.8	41.8				37.9	37.9			
32.0	46.1	43.6				41.8	41.8				37.9	37.9			
34.0	44.3	41.4	37.4			41.8	41.8				37.9	37.9			
36.0	41.8	39.4	35.8			41.8	40.1	36.3			37.9	37.9	36.8		
38.0	39.4	37.5	34.3			40.2	38.2	34.9			37.9	37.9	35.4		
40.0	37.4	35.8	33.0			36.9	36.5	33.6			36.0	37.3	34.1		
42.0	34.8	34.2	31.8	26.9		33.9	35.0	32.4			33.0	35.7	32.9		
44.0	32.1	32.8	30.6	26.1		31.2	33.5	31.2	26.6		30.3	32.9	31.8	27.0	
46.0	29.6	31.5	29.5	25.4		28.7	31.0	30.2	25.9		27.9	30.3	30.7	26.3	
48.0	27.4	29.4	28.5	24.7	20.2	26.5	28.6	29.2	25.2		25.7	27.9	29.7	25.6	
50.0	25.4	27.2	27.6	24.0	19.8	24.5	26.4	28.2	24.6	20.3	23.6	25.7	27.8	25.0	20.6
55.0	20.9	22.5	23.9	22.6	19.0	20.0	21.7	23.3	23.2	19.4	19.2	21.0	22.8	23.6	19.8
60.0	17.3	18.6	19.8	21.3	18.5	16.4	17.8	19.1	20.9	18.9	15.6	17.1	18.6	20.5	19.2
65.0	14.2	15.2	16.2	17.3		13.3	14.5	15.6	16.9		12.5	13.8	15.0	16.5	
70.0	11.6	12.4	13.0			10.8	11.7	12.5	13.3		9.9	11.0	11.9	13.0	
75.0	9.4	9.8				8.5	9.2	9.7			7.7	8.5	9.2		
80.0						6.1	6.9				5.6	6.3	6.8		
θ (°)	17 ~ 82	25 ~ 82	35 ~ 82	50 ~ 82	64 ~ 82	23 ~ 82	26 ~ 82	39 ~ 82	50 ~ 82	66 ~ 82	21 ~ 82	25 ~ 82	34 ~ 82	49 ~ 82	64 ~ 82
Standard hook	80t					80t					80t				
The weights of the hooks	1870kg					1870kg					1870kg				
Standard number of part lines	4					4					4				

Note: a 195 t counterweight and 9.0 m outrigger extension width.
 Auxiliary jacks used

Performance LA
MB+FB+2.5 m+54 m luffing jib

Unit: ton

MB length (m)	22.0					26.0					30.0				
	12.5					12.5					12.5				
Total length (m)	34.5					38.5					42.5				
Working radius (m)	Offset					Offset					Offset				
	10°	20°	30°	45°	60°	10°	20°	30°	45°	60°	10°	20°	30°	45°	60°
24.0	34.5														
26.0	34.5					31.0					28.9				
28.0	34.5					31.0					28.9				
30.0	34.5					31.0					28.9				
32.0	34.5	34.5				31.0					28.9				
34.0	34.5	34.5				31.0	31.0				28.9	28.9			
36.0	34.5	34.5				31.0	31.0				28.9	28.9			
38.0	34.5	32.8				31.0	31.0				28.9	28.9			
40.0	32.9	31.3	28.5			31.0	31.0				28.9	28.9			
42.0	31.1	29.8	27.4			31.0	30.3	27.7			28.9	28.9	28.1		
44.0	29.6	28.5	26.3			30.2	29.0	26.6			28.9	28.9	27.1		
46.0	28.1	27.3	25.3			28.8	27.7	25.7			28.6	28.3	26.1		
48.0	26.8	26.2	24.4			27.3	26.6	24.8			26.4	27.2	25.2		
50.0	25.5	25.1	23.5	20.0		25.2	25.6	23.9			24.3	26.1	24.4		
55.0	21.6	22.8	21.6	18.7		20.8	22.8	22.0	19.0		19.9	22.1	22.5	19.4	
60.0	17.9	19.5	19.9	17.5	14.3	17.1	18.8	20.4	17.8	14.6	16.2	18.1	20.0	18.3	15.0
65.0	14.8	16.2	17.5	16.5	13.7	14.0	15.5	17.0	16.8	14.0	13.1	14.8	16.4	17.3	14.4
70.0	12.2	13.4	14.5	15.6		11.4	12.7	13.9	15.5	13.6	10.5	11.9	13.3	15.1	13.9
75.0	10.0	10.9	11.8	12.8		9.1	10.2	11.2	12.4		8.3	9.5	10.6	12.0	
80.0	8.0	8.7	9.3			7.2	8.0	8.8			6.3	7.3	8.2	9.2	
85.0	5.8	6.7				5.3	6.1	6.5				5.2	6.0		
θ (°)	17 ~ 82	25 ~ 82	35 ~ 82	50 ~ 82	65 ~ 82	30 ~ 82	34 ~ 82	37 ~ 82	56 ~ 82	65 ~ 82	35 ~ 82	32 ~ 82	35 ~ 82	49 ~ 82	64 ~ 82
Standard hook	80t					80t					80t				
The weights of the hooks	1870kg					1870kg					1870kg				
Standard number of part lines	4					4					4				

Note: a 195 t counterweight and 9.0 m outrigger extension width.
Auxiliary jacks used

Performance LA
MB+FB+2.5 m+63 m luffing jib

Unit: ton

Working radius (m)	Offset					Offset					Offset				
	10°	20°	30°	45°	60°	10°	20°	30°	45°	60°	10°	20°	30°	45°	60°
28.0	24.0														
30.0	24.0					22.6					20.4				
32.0	24.0					22.6					20.4				
34.0	24.0					22.6					20.4				
36.0	24.0	24.0				22.6					20.4				
38.0	24.0	24.0				22.6	22.6				20.4	20.4			
40.0	24.0	24.0				22.6	22.6				20.4	20.4			
42.0	24.0	24.0				22.6	22.6				20.4	20.4			
44.0	24.0	24.0				22.6	22.6				20.4	20.4			
46.0	24.0	24.0	24.0			22.6	22.6				20.4	20.4			
48.0	24.0	24.0	23.9			22.6	22.6	22.6			20.4	20.4	20.4		
50.0	24.0	24.0	23.0			22.6	22.6	22.6			20.4	20.4	20.4		
55.0	22.7	22.3	20.9			22.6	22.6	21.3			20.4	20.4	20.4		
60.0	19.3	20.2	19.1	16.3		18.5	20.5	19.5	16.6		17.7	19.9	19.9	16.9	
65.0	16.2	17.8	17.6	15.2	12.1	15.3	17.2	18.0	15.5		14.5	16.5	18.4	15.9	
70.0	13.5	15.0	16.3	14.2	11.4	12.7	14.3	15.8	14.6	11.8	11.9	13.6	15.3	14.9	12.1
75.0	11.2	12.5	13.7	13.4	11.0	10.4	11.7	13.1	13.8	11.3	9.6	11.1	12.6	14.1	11.6
80.0	9.2	10.2	11.2	12.5		8.4	9.5	10.7	12.2	11.0	7.6	8.9	10.1	11.8	11.2
85.0	7.4	8.3	9.0	9.9		6.6	7.6	8.5	9.6		5.8	6.9	8.0	9.3	
90.0	5.9	6.5	7.0			4.9	5.8	6.5			3.9	5.0	6.0	6.9	
95.0	3.0	4.5				3.2	3.8	4.4				3.1	3.8		
θ (°)	17 ~ 82	25 ~ 82	35 ~ 82	50 ~ 82	65 ~ 82	27 ~ 82	32 ~ 82	35 ~ 82	54 ~ 82	64 ~ 82	33 ~ 82	32 ~ 82	34 ~ 82	49 ~ 82	64 ~ 82
Standard hook	25t					25t					25t				
The weights of the hooks	1140kg					1140kg					1140kg				
Standard number of part lines	2					2					2				

Note: a 195 t counterweight and 9.0 m outrigger extension width.
 Auxiliary jacks used

Performance LA
MB+FB+2.5 m+72 m luffing jib

Unit: ton

MB length (m)	22.0					26.0					30.0				
FB length (m)	12.5					12.5					12.5				
Total length (m)	34.5					38.5					42.5				
Working radius (m)	Offset					Offset					Offset				
	10°	20°	30°	45°	60°	10°	20°	30°	45°	60°	10°	20°	30°	45°	60°
30.0	17.7														
32.0	17.7					16.3					15.3				
34.0	17.7					16.3					15.3				
36.0	17.7					16.3					15.3				
38.0	17.7					16.3					15.3				
40.0	17.7	17.7				16.3					15.3				
42.0	17.7	17.7				16.3	16.3				15.3	15.3			
44.0	17.7	17.7				16.3	16.3				15.3	15.3			
46.0	17.7	17.7				16.3	16.3				15.3	15.3			
48.0	17.7	17.7				16.3	16.3				15.3	15.3			
50.0	17.7	17.7				16.3	16.3				15.3	15.3			
55.0	17.7	16.9	15.7			16.3	16.3	15.9			15.3	15.3	15.3		
60.0	17.1	15.9	14.9			16.3	16.2	15.1			15.3	15.3	15.3		
65.0	16.0	15.1	14.2	13.0		15.8	15.3	14.4			15.1	15.3	14.5		
70.0	14.0	14.3	13.5	12.0		13.2	14.6	13.7	12.3		12.4	14.4	13.9	12.6	
75.0	11.7	13.2	13.0	11.2	8.7	10.8	12.5	13.2	11.5	8.9	10.1	11.8	13.4	11.8	9.2
80.0	9.7	11.0	12.1	10.5	8.2	8.8	10.3	11.7	10.8	8.5	8.1	9.6	11.2	11.1	8.7
85.0	7.9	9.0	10.1	9.8	7.8	7.1	8.3	9.6	10.2	8.1	6.3	7.7	9.0	10.4	8.4
90.0	6.3	7.3	8.2	9.3		5.5	6.6	7.6	9.0		4.5	5.9	7.1	8.7	8.1
95.0	4.8	5.7	6.4	7.2		3.8	4.9	5.8	6.9			4.1	5.3	6.6	
100.0	3.3	4.0	4.5				3.1	3.9					3.3	4.4	
θ (°)	21 ~ 82	25 ~ 82	35 ~ 82	49 ~ 82	65 ~ 82	38 ~ 82	37 ~ 82	41 ~ 82	53 ~ 82	69 ~ 82	41 ~ 82	42 ~ 82	40 ~ 82	49 ~ 82	65 ~ 82
Standard hook	25t					25t					25t				
The weights of the hooks	1140kg					1140kg					1140kg				
Standard number of part lines	2					2					2				

Note: a 195 t counterweight and 9.0 m outrigger extension width.
Auxiliary jacks used

Performance LA
MB+FB+2.5 m+81 m luffing jib

Unit : ton

Working radius (m)	Offset					Offset					Offset				
	10°	20°	30°	45°	60°	10°	20°	30°	45°	60°	10°	20°	30°	45°	60°
32.0	13.2														
34.0	13.2					12.5					11.4				
36.0	13.2					12.5					11.4				
38.0	13.2					12.5					11.4				
40.0	13.2					12.5					11.4				
42.0	13.2					12.5					11.4				
44.0	13.2					12.5					11.4				
46.0	13.2	13.2				12.5	12.5				11.4	11.4			
48.0	13.2	13.2				12.5	12.5				11.4	11.4			
50.0	13.2	13.2				12.5	12.5				11.4	11.4			
55.0	13.2	13.2				12.5	12.5				11.4	11.4			
60.0	13.2	13.2	13.2			12.5	12.5	12.5			11.4	11.4	11.4		
65.0	13.2	13.2	13.2			12.5	12.5	12.5			11.4	11.4	11.4		
70.0	13.0	13.0	12.2			12.5	12.5	12.5			11.4	11.4	11.4		
75.0	11.7	11.8	11.1	9.2		10.9	12.1	11.4	9.4		10.1	11.4	11.4	9.7	
80.0	9.7	10.7	10.2	8.5		8.9	10.6	10.4	8.7		8.1	9.9	10.7	9.0	
85.0	7.9	9.3	9.3	7.8	5.7	7.1	8.6	9.6	8.1	6.0	6.3	8.0	9.6	8.3	6.2
90.0	6.4	7.5	8.6	7.3	5.4	5.5	6.9	8.2	7.5	5.6	4.6	6.2	7.7	7.8	5.8
95.0	4.9	6.0	7.0	6.8	5.1	3.9	5.3	6.4	7.0	5.3		4.5	5.9	7.3	5.5
100.0	3.4	4.5	5.4	6.4			3.6	4.8	6.2				4.2	5.8	
105.0			3.7					3.0	4.2					3.8	
θ (°)	33 ~ 82	39 ~ 82	35 ~ 82	51 ~ 82	65 ~ 82	44 ~ 82	46 ~ 82	46 ~ 82	51 ~ 82	68 ~ 82	47 ~ 82	49 ~ 82	50 ~ 82	49 ~ 82	64 ~ 82
Standard hook	25t					25t					25t				
The weights of the hooks	1140kg					1140kg					1140kg				
Standard number of part lines	2					2					2				

Note: a 195 t counterweight and 9.0 m outrigger extension width.
 Auxiliary jacks used

Performance LB
MB+FB+2.5 m+27 m luffing jib

Unit: ton

Working radius (m)	Offset					Offset					Offset				
	10°	20°	30°	45°	60°	10°	20°	30°	45°	60°	10°	20°	30°	45°	60°
	16.0	93.2													
18.0	93.2					81.6					70.9				
20.0	85.9	83.4				81.6					70.9				
22.0	78.2	78.2				75.4	76.5				70.9	70.9			
24.0	70.2	72.4	64.6			69.0	70.1				66.7	68.0			
26.0	62.2	65.3	61.6			61.2	64.5	62.9			60.3	62.5	63.6		
28.0	55.3	58.1	59.0	48.7		54.4	57.3	60.2			53.5	56.6	58.7		
30.0	49.5	52.1	54.5	47.3		48.6	51.3	53.8	48.2		47.7	50.5	53.2	49.1	
32.0	44.5	46.8	49.0	45.9	37.7	43.6	46.0	48.3	46.9		42.7	45.3	47.7	47.8	
34.0	40.2	42.3	44.2	44.7	37.0	39.2	41.5	43.6	45.7	37.8	38.3	40.7	42.9	45.9	38.5
36.0	36.4	38.3	40.0	42.3	36.4	35.4	37.5	39.4	41.9	37.2	34.5	36.7	38.7	41.4	37.9
38.0	33.0	34.7	36.3	38.4	35.9	32.1	33.9	35.6	37.9	36.7	31.2	33.2	35.0	37.4	37.4
40.0	30.0	31.6	33.0	34.8	35.5	29.1	30.8	32.3	34.3	35.6	28.2	30.0	31.7	33.9	35.3
42.0	27.3	28.7	30.0	31.6	32.4	26.4	27.9	29.3	31.1	32.2	25.5	27.2	28.7	30.7	31.9
44.0	24.9	26.2	27.3	28.6		24.0	25.4	26.6	28.2	29.0	23.1	24.6	26.0	27.7	28.8
46.0	22.7	23.8	24.8	26.0		21.8	23.0	24.2	25.5		20.9	22.3	23.6	25.1	25.9
48.0	20.7	21.7	22.6	23.5		19.8	20.9	22.0	23.1		18.9	20.2	21.3	22.7	
50.0	18.9	19.8	20.5	21.2		18.0	19.0	19.9	20.8		17.1	18.3	19.3	20.4	
55.0	15.0	15.5	15.9			14.1	14.8	15.4			13.2	14.1	14.8	15.5	
60.0						10.9	11.3				10.0	10.6	11.1		
65.0											7.2	7.6			
θ (°)	23 ~ 82	34 ~ 82	35 ~ 82	49 ~ 82	64 ~ 82	29 ~ 82	31 ~ 82	43 ~ 82	53 ~ 82	64 ~ 82	17 ~ 82	25 ~ 82	34 ~ 82	49 ~ 82	64 ~ 82
Standard hook	300t					300t					300t				
The weights of the hooks	3400kg					3400kg					3400kg				
Standard number of part lines	8					8					8				

Note: a 164 t counterweight and 9.0 m outrigger extension width.
 Auxiliary jacks used

Performance LB
MB+FB+2.5 m+36 m luffing jib

Unit : ton

Working radius (m)	Offset					Offset					Offset				
	10°	20°	30°	45°	60°	10°	20°	30°	45°	60°	10°	20°	30°	45°	60°
MB length (m)	22.0					26.0					30.0				
FB length (m)	12.5					12.5					12.5				
Total length (m)	34.5					38.5					42.5				
20.0	64.5														
22.0	64.5					58.0					51.5				
24.0	64.5	61.3				58.0					51.5				
26.0	64.2	57.7				58.0	58.0				51.5	51.5			
28.0	57.6	54.5	48.5			56.7	55.5				51.5	51.5			
30.0	51.7	51.7	46.4			50.8	52.7	47.1			49.9	51.5	47.8		
32.0	46.7	49.1	44.4			45.7	48.9	45.2			44.8	48.2	45.9		
34.0	42.3	45.0	42.7			41.3	44.2	43.5			40.4	43.5	44.2		
36.0	38.4	40.9	41.0	34.7		37.4	40.1	41.8			36.6	39.4	42.1		
38.0	35.0	37.3	39.5	33.7		34.0	36.5	38.9	34.3		33.1	35.8	38.3	34.9	
40.0	31.9	34.0	36.1	32.7	27.0	31.0	33.2	35.4	33.4		30.1	32.5	34.9	34.0	
42.0	29.2	31.1	33.0	31.9	26.5	28.2	30.3	32.4	32.6	27.1	27.4	29.6	31.8	33.2	27.6
44.0	26.7	28.5	30.2	31.1	26.1	25.8	27.7	29.6	31.8	26.6	24.9	27.0	29.0	31.7	27.1
46.0	24.5	26.1	27.7	29.8	25.7	23.5	25.3	27.1	29.4	26.2	22.7	24.6	26.5	28.9	26.7
48.0	22.4	24.0	25.4	27.3	25.3	21.5	23.2	24.8	26.8	25.9	20.6	22.4	24.2	26.4	26.4
50.0	20.6	22.0	23.3	25.0	25.1	19.6	21.2	22.6	24.5	25.6	18.8	20.5	22.0	24.1	25.5
55.0	16.6	17.7	18.7	19.9		15.6	16.9	18.0	19.4		14.8	16.2	17.4	19.0	19.9
60.0	13.3	14.1	14.8			12.3	13.3	14.2	15.1		11.5	12.6	13.6	14.8	
65.0	10.5	11.0	11.4			9.6	10.3	10.9			8.7	9.6	10.4		
70.0						7.2	7.7				6.2	7.0	7.5		
θ (°)	16 ~ 82	25 ~ 82	35 ~ 82	50 ~ 82	65 ~ 82	25 ~ 82	28 ~ 82	41 ~ 82	51 ~ 82	68 ~ 82	24 ~ 82	26 ~ 82	34 ~ 82	49 ~ 82	64 ~ 82
Standard hook	150t					150t					150t				
The weights of the hooks	2400kg					2400kg					2400kg				
Standard number of part lines	6					6					6				

Note: a 164 t counterweight and 9.0 m outrigger extension width.
 Auxiliary jacks used

Performance LB
MB+FB+2.5 m+45 m luffing jib

Unit: ton

Working radius (m)	Offset					Offset					Offset				
	10°	20°	30°	45°	60°	10°	20°	30°	45°	60°	10°	20°	30°	45°	60°
22.0	46.1														
24.0	46.1					41.8					37.9				
26.0	46.1					41.8					37.9				
28.0	46.1	46.1				41.8					37.9				
30.0	46.1	46.1				41.8	41.8				37.9	37.9			
32.0	46.1	43.6				41.8	41.8				37.9	37.9			
34.0	43.9	41.4	37.4			41.8	41.8				37.9	37.9			
36.0	40.0	39.4	35.8			39.1	40.1	36.3			37.9	37.9	36.8		
38.0	36.5	37.5	34.3			35.6	38.2	34.9			34.8	37.9	35.4		
40.0	33.4	35.8	33.0			32.5	35.3	33.6			31.7	34.7	34.1		
42.0	30.7	33.1	31.8	26.9		29.8	32.4	32.4			28.9	31.7	32.9		
44.0	28.2	30.4	30.6	26.1		27.3	29.7	31.2	26.6		26.4	29.0	31.5	27.0	
46.0	25.9	28.0	29.5	25.4		25.0	27.3	29.5	25.9		24.1	26.6	28.9	26.3	
48.0	23.8	25.8	27.7	24.7	20.2	22.9	25.0	27.1	25.2		22.1	24.3	26.6	25.6	
50.0	21.9	23.8	25.5	24.0	19.8	21.0	23.0	24.9	24.6	20.3	20.2	22.3	24.4	25.0	20.6
55.0	17.8	19.4	20.8	22.6	19.0	16.9	18.6	20.2	22.4	19.4	16.1	17.9	19.7	22.0	19.8
60.0	14.5	15.7	16.9	18.5	18.5	13.6	15.0	16.3	18.1	18.9	12.7	14.3	15.7	17.7	19.0
65.0	11.6	12.6	13.6	14.7		10.8	11.9	13.0	14.3		9.9	11.2	12.4	13.9	
70.0	9.2	10.0	10.6			8.4	9.3	10.1	10.9		7.5	8.6	9.5	10.6	
75.0	7.2	7.6				6.2	6.9	7.5			5.1	6.2	7.0		
θ (°)	17 ~ 82	25 ~ 82	35 ~ 82	50 ~ 82	64 ~ 82	32 ~ 82	36 ~ 82	39 ~ 82	50 ~ 82	66 ~ 82	30 ~ 82	34 ~ 82	37 ~ 82	49 ~ 82	64 ~ 82
Standard hook	80t					80t					80t				
The weights of the hooks	1870kg					1870kg					1870kg				
Standard number of part lines	4					4					4				

Note: a 164 t counterweight and 9.0 m outrigger extension width.
 Auxiliary jacks used

Performance LB
MB+FB+2.5 m+54 m luffing jib

Unit: ton

Working radius (m)	Offset					Offset					Offset				
	10°	20°	30°	45°	60°	10°	20°	30°	45°	60°	10°	20°	30°	45°	60°
24.0	34.5														
26.0	34.5					31.0					28.9				
28.0	34.5					31.0					28.9				
30.0	34.5					31.0					28.9				
32.0	34.5	34.5				31.0					28.9				
34.0	34.5	34.5				31.0	31.0				28.9	28.9			
36.0	34.5	34.5				31.0	31.0				28.9	28.9			
38.0	34.5	32.8				31.0	31.0				28.9	28.9			
40.0	32.9	31.3	28.5			31.0	31.0				28.9	28.9			
42.0	31.1	29.8	27.4			30.5	30.3	27.7			28.9	28.9	28.1		
44.0	28.9	28.5	26.3			28.0	29.0	26.6			27.2	28.9	27.1		
46.0	26.6	27.3	25.3			25.7	27.7	25.7			24.9	27.7	26.1		
48.0	24.5	26.2	24.4			23.6	26.1	24.8			22.8	25.5	25.2		
50.0	22.6	24.8	23.5	20.0		21.7	24.1	23.9			20.9	23.4	24.4		
55.0	18.5	20.4	21.6	18.7		17.6	19.6	21.7	19.0		16.8	19.0	21.1	19.4	
60.0	15.1	16.7	18.3	17.5	14.3	14.2	16.0	17.7	17.8	14.6	13.4	15.3	17.1	18.3	15.0
65.0	12.3	13.6	15.0	16.5	13.7	11.4	12.9	14.3	16.4	14.0	10.5	12.2	13.8	16.0	14.4
70.0	9.8	11.0	12.1	13.5		8.9	10.2	11.5	13.1	13.6	8.1	9.5	10.9	12.7	13.9
75.0	7.8	8.7	9.5	10.5		6.9	7.9	8.9	10.2		5.9	7.2	8.4	9.8	
80.0	5.9	6.6	7.2				5.8	6.7				5.0	6.1	7.2	
θ (°)	24 ~ 82	28 ~ 82	35 ~ 82	50 ~ 82	65 ~ 82	42 ~ 82	41 ~ 82	45 ~ 82	56 ~ 82	65 ~ 82	41 ~ 82	39 ~ 82	43 ~ 82	49 ~ 82	64 ~ 82
Standard hook	80t					80t					80t				
The weights of the hooks	1870kg					1870kg					1870kg				
Standard number of part lines	4					4					4				

Note: a 164 t counterweight and 9.0 m outrigger extension width.
 Auxiliary jacks used

Performance LB
MB+FB+2.5 m+63 m luffing jib

Unit : ton

MB length (m)	22.0					26.0					30.0				
	12.5					12.5					12.5				
Total length (m)	34.5					38.5					42.5				
Working radius (m)	Offset					Offset					Offset				
	10°	20°	30°	45°	60°	10°	20°	30°	45°	60°	10°	20°	30°	45°	60°
28.0	24.0														
30.0	24.0					22.6					20.4				
32.0	24.0					22.6					20.4				
34.0	24.0					22.6					20.4				
36.0	24.0	24.0				22.6					20.4				
38.0	24.0	24.0				22.6	22.6				20.4	20.4			
40.0	24.0	24.0				22.6	22.6				20.4	20.4			
42.0	24.0	24.0				22.6	22.6				20.4	20.4			
44.0	24.0	24.0				22.6	22.6				20.4	20.4			
46.0	24.0	24.0	24.0			22.6	22.6				20.4	20.4			
48.0	24.0	24.0	23.9			22.6	22.6	22.6			20.4	20.4	20.4		
50.0	24.0	24.0	23.0			22.6	22.6	22.6			20.4	20.4	20.4		
55.0	19.9	22.1	20.9			19.1	21.5	21.3			18.3	20.4	20.4		
60.0	16.5	18.4	19.1	16.3		15.6	17.7	19.5	16.6		14.9	17.1	19.3	16.9	
65.0	13.6	15.3	16.9	15.2	12.1	12.7	14.6	16.4	15.5		12.0	13.9	15.8	15.9	
70.0	11.1	12.6	14.0	14.2	11.4	10.3	11.9	13.4	14.6	11.8	9.5	11.2	12.9	14.9	12.1
75.0	9.0	10.2	11.4	13.1	11.0	8.1	9.5	10.9	12.7	11.3	7.4	8.9	10.3	12.3	11.6
80.0	7.1	8.2	9.2	10.5		6.3	7.5	8.6	10.1	11.0	5.3	6.8	8.1	9.7	10.9
85.0	5.4	6.3	7.1	8.0		4.3	5.5	6.5	7.7		3.3	4.7	6.0	7.3	
90.0	3.6	4.4	5.0				3.5	4.4					3.8	4.9	
θ (°)	21 ~ 82	25 ~ 82	35 ~ 82	50 ~ 82	65 ~ 82	40 ~ 82	39 ~ 82	43 ~ 82	54 ~ 82	64 ~ 82	38 ~ 82	43 ~ 82	41 ~ 82	49 ~ 82	64 ~ 82
Standard hook	25t					25t					25t				
The weights of the hooks	1140kg					1140kg					1140kg				
Standard number of part lines	2					2					2				

Note: a 164 t counterweight and 9.0 m outrigger extension width.
Auxiliary jacks used

Performance LB
MB+FB+2.5 m+72 m luffing jib

Unit: ton

Working radius (m)	Offset					Offset					Offset				
	10°	20°	30°	45°	60°	10°	20°	30°	45°	60°	10°	20°	30°	45°	60°
30.0	17.7														
32.0	17.7					16.3					15.3				
34.0	17.7					16.3					15.3				
36.0	17.7					16.3					15.3				
38.0	17.7					16.3					15.3				
40.0	17.7	17.7				16.3					15.3				
42.0	17.7	17.7				16.3	16.3				15.3	15.3			
44.0	17.7	17.7				16.3	16.3				15.3	15.3			
46.0	17.7	17.7				16.3	16.3				15.3	15.3			
48.0	17.7	17.7				16.3	16.3				15.3	15.3			
50.0	17.7	17.7				16.3	16.3				15.3	15.3			
55.0	17.7	16.9	15.7			16.3	16.3	15.9			15.3	15.3	15.3		
60.0	17.0	15.9	14.9			16.2	16.2	15.1			15.3	15.3	15.3		
65.0	14.1	15.1	14.2	13.0		13.2	15.3	14.4			12.5	14.7	14.5		
70.0	11.6	13.3	13.5	12.0		10.8	12.6	13.7	12.3		10.0	12.0	13.9	12.6	
75.0	9.4	10.9	12.4	11.2	8.7	8.6	10.2	11.9	11.5	8.9	7.8	9.6	11.4	11.8	9.2
80.0	7.6	8.9	10.2	10.5	8.2	6.8	8.2	9.6	10.8	8.5	5.9	7.5	9.1	11.1	8.7
85.0	5.9	7.0	8.2	9.7	7.8	4.9	6.4	7.6	9.3	8.1	4.0	5.7	7.1	9.0	8.4
90.0	4.2	5.4	6.3	7.5		3.2	4.5	5.8	7.2			3.7	5.2	6.8	7.9
95.0		3.6	4.5	5.4				3.8	5.1				3.2	4.7	
θ (°)	35 ~ 82	34 ~ 82	37 ~ 82	49 ~ 82	65 ~ 82	42 ~ 82	48 ~ 82	48 ~ 82	53 ~ 82	69 ~ 82	45 ~ 82	46 ~ 82	46 ~ 82	50 ~ 82	65 ~ 82
Standard hook	25t					25t					25t				
The weights of the hooks	1140kg					1140kg					1140kg				
Standard number of part lines	2					2					2				

Note: a 164 t counterweight and 9.0 m outrigger extension width.
 Auxiliary jacks used

Performance LB
MB+FB+2.5 m+81 m luffing jib

Unit: ton

Working radius (m)	Offset					Offset					Offset				
	10°	20°	30°	45°	60°	10°	20°	30°	45°	60°	10°	20°	30°	45°	60°
32.0	13.2														
34.0	13.2					12.5					11.4				
36.0	13.2					12.5					11.4				
38.0	13.2					12.5					11.4				
40.0	13.2					12.5					11.4				
42.0	13.2					12.5					11.4				
44.0	13.2					12.5					11.4				
46.0	13.2	13.2				12.5	12.5				11.4	11.4			
48.0	13.2	13.2				12.5	12.5				11.4	11.4			
50.0	13.2	13.2				12.5	12.5				11.4	11.4			
55.0	13.2	13.2				12.5	12.5				11.4	11.4			
60.0	13.2	13.2	13.2			12.5	12.5	12.5			11.4	11.4	11.4		
65.0	13.2	13.2	13.2			12.5	12.5	12.5			11.4	11.4	11.4		
70.0	11.6	13.0	12.2			10.8	12.5	12.5			10.1	11.4	11.4		
75.0	9.5	11.2	11.1	9.2		8.7	10.5	11.4	9.4		7.9	9.9	11.4	9.7	
80.0	7.6	9.1	10.2	8.5		6.8	8.5	10.1	8.7		6.0	7.8	9.7	9.0	
85.0	6.0	7.3	8.7	7.8	5.7	5.0	6.6	8.1	8.1	6.0	4.1	6.0	7.6	8.3	6.2
90.0	4.3	5.7	6.9	7.3	5.4	3.3	4.9	6.3	7.5	5.6		4.1	5.8	7.8	5.8
95.0		4.0	5.2	6.7	5.1		3.1	4.6	6.3	5.3			3.9	5.9	5.5
100.0			3.4	4.8					4.4					4.0	
θ (°)	42 ~ 82	44 ~ 82	43 ~ 82	51 ~ 82	65 ~ 82	48 ~ 82	50 ~ 82	56 ~ 82	58 ~ 82	68 ~ 82	51 ~ 82	53 ~ 82	54 ~ 82	55 ~ 82	64 ~ 82
Standard hook	25t					25t					25t				
The weights of the hooks	1140kg					1140kg					1140kg				
Standard number of part lines	2					2					2				

Note: a 164 t counterweight and 9.0 m outrigger extension width.
 Auxiliary jacks used

Performance LC
MB+FB+2.5 m+27 m luffing jib

Unit: ton

Working radius (m)	Offset					Offset					Offset				
	10°	20°	30°	45°	60°	10°	20°	30°	45°	60°	10°	20°	30°	45°	60°
16.0	93.2														
18.0	91.0					81.6					70.9				
20.0	77.4	81.1				76.4					70.9				
22.0	66.8	70.7				65.8	69.9				64.8	69.2			
24.0	58.2	61.7	64.4			57.2	60.9				56.3	60.1			
26.0	51.1	54.2	57.2			50.1	53.4	56.5			49.2	52.7	56.0		
28.0	45.2	48.0	50.6	48.7		44.2	47.2	50.0			43.3	46.4	49.4		
30.0	40.1	42.6	45.1	47.3		39.1	41.8	44.4	47.8		38.3	41.1	43.8	47.4	
32.0	35.8	38.1	40.2	43.2	37.7	34.8	37.3	39.6	42.7		33.9	36.5	39.0	42.2	
34.0	32.0	34.1	36.0	38.6	37.0	31.1	33.3	35.4	38.2	37.8	30.2	32.5	34.8	37.7	38.5
36.0	28.7	30.6	32.4	34.7	36.3	27.7	29.8	31.7	34.2	36.0	26.9	29.0	31.1	33.7	35.7
38.0	25.8	27.5	29.1	31.1	32.5	24.8	26.7	28.4	30.6	32.2	23.9	25.9	27.8	30.2	31.9
40.0	23.2	24.7	26.1	27.9	29.1	22.2	23.9	25.5	27.5	28.8	21.4	23.2	24.9	27.0	28.5
42.0	20.8	22.2	23.5	25.1	25.9	19.9	21.4	22.9	24.6	25.7	19.0	20.7	22.2	24.2	25.4
44.0	18.7	20.0	21.1	22.5		17.8	19.2	20.5	22.0	22.8	16.9	18.5	19.9	21.6	22.6
46.0	16.8	18.0	19.0	20.1		15.9	17.2	18.3	19.6		15.0	16.4	17.7	19.2	20.0
48.0	15.1	16.1	17.0	17.9		14.2	15.3	16.3	17.5		13.3	14.6	15.7	17.1	
50.0	13.5	14.4	15.1	15.8		12.6	13.6	14.5	15.4		11.7	12.9	13.9	15.1	
55.0	10.1	10.7	11.1			9.2	9.9	10.5			8.1	9.2	10.0	10.7	
60.0						5.8	6.4					5.6	6.2		
θ (°)	23 ~ 82	26 ~ 82	35 ~ 82	49 ~ 82	64 ~ 82	29 ~ 82	31 ~ 82	43 ~ 82	53 ~ 82	64 ~ 82	36 ~ 82	29 ~ 82	34 ~ 82	49 ~ 82	64 ~ 82
Standard hook	300t					300t					300t				
The weights of the hooks	3400kg					3400kg					3400kg				
Standard number of part lines	8					8					8				

Note: a 127 t counterweight and 9.0 m outrigger extension width.

Performance LC
MB+FB+2.5 m+36 m luffing jib

Unit: ton

Working radius (m)	Offset					Offset					Offset				
	10°	20°	30°	45°	60°	10°	20°	30°	45°	60°	10°	20°	30°	45°	60°
20.0	64.5														
22.0	64.5					58.0					51.5				
24.0	60.7	61.3				58.0					51.5				
26.0	53.5	57.3				52.5	56.7				51.5	51.5			
28.0	47.5	51.0	48.5			46.5	50.3				45.6	49.6			
30.0	42.3	45.6	46.4			41.4	44.8	47.1			40.5	44.1	47.2		
32.0	37.9	40.9	43.8			37.0	40.1	43.2			36.1	39.4	42.6		
34.0	34.1	36.8	39.4			33.1	36.0	38.8			32.2	35.3	38.3		
36.0	30.7	33.2	35.6	34.7		29.8	32.4	35.0			28.9	31.7	34.5		
38.0	27.7	30.0	32.3	33.7		26.8	29.2	31.6	34.3		25.9	28.5	31.1	34.5	
40.0	25.1	27.2	29.2	32.1	27.0	24.1	26.4	28.6	31.6		23.2	25.7	28.0	31.2	
42.0	22.7	24.6	26.5	29.1	26.5	21.7	23.9	25.9	28.6	27.1	20.9	23.1	25.3	28.2	27.6
44.0	20.5	22.3	24.1	26.4	26.1	19.6	21.6	23.4	25.9	26.6	18.7	20.8	22.8	25.5	27.1
46.0	18.6	20.2	21.8	23.9	25.5	17.7	19.5	21.2	23.5	25.2	16.8	18.7	20.6	23.1	24.9
48.0	16.8	18.3	19.8	21.7	23.0	15.9	17.6	19.1	21.2	22.7	15.0	16.8	18.5	20.8	22.4
50.0	15.2	16.6	17.9	19.6	20.7	14.3	15.8	17.3	19.1	20.4	13.4	15.1	16.7	18.7	20.1
55.0	11.7	12.8	13.8	15.0		10.8	12.0	13.2	14.6		9.9	11.3	12.6	14.2	15.1
60.0	8.8	9.7	10.4			7.8	8.9	9.8	10.7		6.7	8.2	9.2	10.3	
65.0	6.1	6.7	7.2				5.8	6.6				5.0	5.9		
θ (°)	16 ~ 82	25 ~ 82	35 ~ 82	50 ~ 82	65 ~ 82	42 ~ 82	38 ~ 82	41 ~ 82	52 ~ 82	68 ~ 82	40 ~ 82	36 ~ 82	38 ~ 82	49 ~ 82	64 ~ 82
Standard hook	150t					150t					150t				
The weights of the hooks	2400kg					2400kg					2400kg				
Standard number of part lines	6					6					6				

Note: a 127 t counterweight and 9.0 m outrigger extension width.

Performance LC
MB+FB+2.5 m+45 m luffing jib

Unit : ton

Working radius (m)	Offset					Offset					Offset				
	10°	20°	30°	45°	60°	10°	20°	30°	45°	60°	10°	20°	30°	45°	60°
22.0	46.1														
24.0	46.1					41.8					37.9				
26.0	46.1					41.8					37.9				
28.0	46.1	46.1				41.8					37.9				
30.0	44.1	46.1				41.8	41.8				37.9	37.9			
32.0	39.7	43.2				38.7	41.8				37.9	37.9			
34.0	35.8	39.0	37.4			34.8	38.3				34.0	37.7			
36.0	32.3	35.3	35.8			31.4	34.6	36.3			30.6	34.0	36.8		
38.0	29.3	32.1	34.3			28.4	31.4	34.3			27.5	30.7	33.8		
40.0	26.6	29.2	31.8			25.7	28.5	31.2			24.8	27.8	30.7		
42.0	24.2	26.6	29.0	26.9		23.3	25.9	28.4			22.4	25.2	27.9		
44.0	22.0	24.2	26.5	26.1		21.1	23.5	25.9	26.6		20.2	22.8	25.4	27.0	
46.0	20.0	22.1	24.2	25.4		19.1	21.4	23.6	25.9		18.3	20.7	23.0	26.3	
48.0	18.2	20.2	22.1	24.7	20.2	17.3	19.4	21.5	24.4		16.5	18.7	20.9	24.0	
50.0	16.6	18.4	20.2	22.7	19.8	15.6	17.6	19.6	22.2	20.3	14.8	16.9	19.0	21.9	20.6
55.0	13.0	14.5	16.0	18.0	19.0	12.1	13.8	15.4	17.6	19.3	11.2	13.1	14.8	17.2	19.0
60.0	10.0	11.3	12.5	14.0	15.0	9.1	10.5	11.9	13.6	14.8	8.3	9.8	11.3	13.2	14.6
65.0	7.6	8.6	9.5	10.6		6.4	7.8	8.9	10.2		5.4	7.0	8.3	9.8	
70.0	5.0	6.0	6.8				5.1	6.1	7.1				5.4	6.8	
θ (°)	27 ~ 82	31 ~ 82	35 ~ 82	50 ~ 82	64 ~ 82	45 ~ 82	43 ~ 82	47 ~ 82	50 ~ 82	66 ~ 82	43 ~ 82	47 ~ 82	44 ~ 82	49 ~ 82	64 ~ 82
Standard hook	80t					80t					80t				
The weights of the hooks	1870kg					1870kg					1870kg				
Standard number of part lines	4					4					4				

Note: a 127 t counterweight and 9.0 m outrigger extension width.

Performance LC
MB+FB+2.5 m+54 m luffing jib

Unit : ton

Working radius (m)	Offset					Offset					Offset				
	10°	20°	30°	45°	60°	10°	20°	30°	45°	60°	10°	20°	30°	45°	60°
24.0	34.5														
26.0	34.5					31.0					28.9				
28.0	34.5					31.0					28.9				
30.0	34.5					31.0					28.9				
32.0	34.5	34.5				31.0					28.9				
34.0	34.5	34.5				31.0	31.0				28.9	28.9			
36.0	33.2	34.5				31.0	31.0				28.9	28.9			
38.0	30.1	32.8				29.2	31.0				28.4	28.9			
40.0	27.4	30.4	28.5			26.5	29.7				25.6	28.9			
42.0	24.9	27.8	27.4			24.0	27.1	27.7			23.2	26.4	28.1		
44.0	22.7	25.4	26.3			21.8	24.7	26.6			21.0	24.0	27.0		
46.0	20.7	23.2	25.3			19.8	22.5	25.2			19.0	21.8	24.7		
48.0	18.9	21.2	23.6			18.0	20.5	23.0			17.2	19.9	22.5		
50.0	17.2	19.4	21.6	20.0		16.3	18.7	21.1			15.5	18.0	20.5		
55.0	13.6	15.5	17.4	18.7		12.7	14.8	16.8	19.0		11.9	14.1	16.3	19.3	
60.0	10.7	12.3	13.9	16.1	14.3	9.8	11.5	13.3	15.7	14.6	8.9	10.8	12.7	15.3	15.0
65.0	8.2	9.5	10.9	12.7	13.7	7.2	8.8	10.3	12.3	13.9	6.2	8.1	9.7	11.9	13.6
70.0	5.8	7.2	8.3	9.7			6.3	7.7	9.3	10.4		5.4	7.1	8.9	10.2
75.0			5.9	7.0				5.1	6.7					6.2	
θ (°)	39 ~ 82	44 ~ 82	41 ~ 82	50 ~ 82	65 ~ 82	51 ~ 82	52 ~ 82	51 ~ 82	56 ~ 82	65 ~ 82	50 ~ 82	51 ~ 82	55 ~ 82	53 ~ 82	64 ~ 82
Standard hook	80t					80t					80t				
The weights of the hooks	1870kg					1870kg					1870kg				
Standard number of part lines	4					4					4				

Note: a 127 t counterweight and 9.0 m outrigger extension width.

Performance LC
MB+FB+2.5 m+63 m luffing jib

Unit: ton

Working radius (m)	Offset					Offset					Offset				
	10°	20°	30°	45°	60°	10°	20°	30°	45°	60°	10°	20°	30°	45°	60°
MB length (m)	22.0					26.0					30.0				
FB length (m)	12.5					12.5					12.5				
Total length (m)	34.5					38.5					42.5				
28.0	24.0														
30.0	24.0					22.6					20.4				
32.0	24.0					22.6					20.4				
34.0	24.0					22.6					20.4				
36.0	24.0	24.0				22.6					20.4				
38.0	24.0	24.0				22.6	22.6				20.4	20.4			
40.0	24.0	24.0				22.6	22.6				20.4	20.4			
42.0	24.0	24.0				22.6	22.6				20.4	20.4			
44.0	24.0	24.0				22.6	22.6				20.4	20.4			
46.0	22.3	24.0	24.0			21.5	22.6				20.4	20.4			
48.0	20.4	23.1	23.9			19.6	22.5	22.6			18.8	20.4	20.4		
50.0	18.8	21.3	23.0			17.9	20.6	22.6			17.1	20.0	20.4		
55.0	15.1	17.3	19.5			14.2	16.6	19.0			13.4	16.0	18.5		
60.0	12.1	14.0	15.9	16.3		11.2	13.3	15.3	16.6		10.4	12.6	14.9	16.9	
65.0	9.5	11.2	12.8	15.2	12.1	8.7	10.5	12.3	14.9		7.9	9.8	11.8	14.5	
70.0	7.4	8.8	10.2	12.2	11.4	6.4	8.1	9.7	11.9	11.8	5.4	7.4	9.1	11.5	12.1
75.0	5.2	6.7	7.9	9.6	10.8	4.1	5.9	7.4	9.2	10.6	3.1	5.0	6.8	8.8	10.4
80.0	3.2	4.5	5.8	7.2			3.7	5.1	6.8	7.8			4.4	6.4	7.6
85.0			3.5	4.6					4.2					3.8	
θ (°)	37 ~ 82	42 ~ 82	39 ~ 82	50 ~ 82	65 ~ 82	49 ~ 82	50 ~ 82	55 ~ 82	54 ~ 82	64 ~ 82	50 ~ 82	53 ~ 82	53 ~ 82	53 ~ 82	64 ~ 82
Standard hook	25t					25t					25t				
The weights of the hooks	1140kg					1140kg					1140kg				
Standard number of part lines	2					2					2				

Note: a 127 t counterweight and 9.0 m outrigger extension width.

Performance LC
MB+FB+2.5 m+72 m luffing jib

Unit: ton

MB length (m)	22.0					26.0					30.0				
	12.5					12.5					12.5				
Total length (m)	34.5					38.5					42.5				
Working radius (m)	Offset					Offset					Offset				
	10°	20°	30°	45°	60°	10°	20°	30°	45°	60°	10°	20°	30°	45°	60°
30.0	17.7														
32.0	17.7					16.3					15.3				
34.0	17.7					16.3					15.3				
36.0	17.7					16.3					15.3				
38.0	17.7					16.3					15.3				
40.0	17.7	17.7				16.3					15.3				
42.0	17.7	17.7				16.3	16.3				15.3	15.3			
44.0	17.7	17.7				16.3	16.3				15.3	15.3			
46.0	17.7	17.7				16.3	16.3				15.3	15.3			
48.0	17.7	17.7				16.3	16.3				15.3	15.3			
50.0	17.7	17.7				16.3	16.3				15.3	15.3			
55.0	15.6	16.9	15.7			14.8	16.3	15.9			14.0	15.3	15.3		
60.0	12.5	14.7	14.9			11.7	14.1	15.1			10.9	13.5	15.3		
65.0	10.0	11.9	13.8	13.0		9.2	11.2	13.3			8.4	10.6	12.9		
70.0	7.8	9.5	11.2	12.0		7.0	8.8	10.7	12.3		6.0	8.2	10.2	12.6	
75.0	5.8	7.4	8.9	11.1	8.7	4.8	6.7	8.4	10.7	8.9	3.8	6.0	7.9	10.4	9.2
80.0	3.8	5.5	6.9	8.8	8.2		4.6	6.3	8.4	8.5		3.8	5.7	8.0	8.7
85.0		3.5	4.9	6.6	7.8			4.2	6.2	7.6			3.5	5.9	7.4
90.0				4.4					4.0					3.5	4.8
θ (°)	45 ~ 82	46 ~ 82	51 ~ 82	50 ~ 82	65 ~ 82	54 ~ 82	56 ~ 82	57 ~ 82	59 ~ 82	69 ~ 82	55 ~ 82	57 ~ 82	58 ~ 82	60 ~ 82	65 ~ 82
Standard hook	25t					25t					25t				
The weights of the hooks	1140kg					1140kg					1140kg				
Standard number of part lines	2					2					2				

Note: a 127 t counterweight and 9.0 m outrigger extension width.

Performance LC
MB+FB+2.5 m+81 m luffing jib

Unit: ton

MB length (m)	22.0					26.0					30.0					
	12.5					12.5					12.5					
Total length (m)	34.5					38.5					42.5					
Working radius (m)	Offset					Offset					Offset					
	10°	20°	30°	45°	60°	10°	20°	30°	45°	60°	10°	20°	30°	45°	60°	
32.0	13.2															
34.0	13.2					12.5					11.4					
36.0	13.2					12.5					11.4					
38.0	13.2					12.5					11.4					
40.0	13.2					12.5					11.4					
42.0	13.2					12.5					11.4					
44.0	13.2					12.5					11.4					
46.0	13.2	13.2				12.5	12.5				11.4	11.4				
48.0	13.2	13.2				12.5	12.5				11.4	11.4				
50.0	13.2	13.2				12.5	12.5				11.4	11.4				
55.0	13.2	13.2				12.5	12.5				11.4	11.4				
60.0	12.6	13.2	13.2			11.8	12.5	12.5			11.1	11.4	11.4			
65.0	10.1	12.2	13.2			9.3	11.6	12.5			8.5	11.0	11.4			
70.0	7.9	9.8	11.7			7.1	9.1	11.2			6.2	8.5	10.8			
75.0	5.9	7.7	9.4	9.2		4.9	7.0	8.9	9.4			6.4	8.4	9.7		
80.0	3.9	5.8	7.4	8.5			5.0	6.9	8.7				6.4	9.0		
85.0		3.9	5.6	7.6	5.7			4.9	7.2	6.0				4.3	6.9	6.2
90.0			3.6	5.7	5.4				5.3	5.6					4.8	5.8
95.0				3.6	4.9				3.2	4.7						4.4
θ (°)	51 ~ 82	53 ~ 82	55 ~ 82	56 ~ 82	65 ~ 82	58 ~ 82	61 ~ 82	63 ~ 82	63 ~ 82	68 ~ 82	60 ~ 82	63 ~ 82	64 ~ 82	66 ~ 82	66 ~ 82	
Standard hook	25t					25t					25t					
The weights of the hooks	1140kg					1140kg					1140kg					
Standard number of part lines	2					2					2					

Note: a 127 t counterweight and 9.0 m outrigger extension width.

Performance LD
MB+FB+2.5 m+27 m luffing jib

Unit: ton

Working radius (m)	Offset					Offset				
	10°	20°	30°	45°	60°	10°	20°	30°	45°	60°
16.0	90.6									
18.0	75.6					70.9				
20.0	63.9	67.6				61.9				
22.0	54.7	58.6				52.8	57.1			
24.0	47.3	50.8	53.5			45.4	49.2			
26.0	41.2	44.3	47.2			39.3	42.7	46.0		
28.0	36.0	38.8	41.5	44.5		34.2	37.3	40.3		
30.0	31.7	34.2	36.6	39.8		29.8	32.7	35.3	38.9	
32.0	27.9	30.2	32.4	35.3	37.2	26.1	28.7	31.1	34.4	
34.0	24.7	26.7	28.7	31.3	33.3	22.8	25.2	27.4	30.4	32.6
36.0	21.8	23.7	25.5	27.8	29.4	20.0	22.1	24.2	26.8	28.8
38.0	19.3	21.0	22.6	24.6	26.0	17.4	19.4	21.3	23.7	25.4
40.0	17.0	18.6	20.0	21.8	22.9	15.2	17.0	18.7	20.9	22.3
42.0	15.0	16.4	17.7	19.3	20.1	13.2	14.9	16.4	18.3	19.6
44.0	13.2	14.4	15.6	16.9		11.4	12.9	14.3	16.0	17.1
46.0	11.5	12.7	13.7	14.8		9.5	11.2	12.4	13.9	14.7
48.0	10.0	11.1	11.9	12.8		7.7	9.3	10.7	12.0	
50.0	8.3	9.4	10.3	11.0		6.1	7.6	8.9	10.2	
55.0		5.5	6.0						5.5	
θ (°)	33 ~ 82	26 ~ 82	35 ~ 82	49 ~ 82	64 ~ 82	47 ~ 82	48 ~ 82	48 ~ 82	49 ~ 82	64 ~ 82
Standard hook	300t					300t				
The weights of the hooks	3400kg					3400kg				
Standard number of part lines	8					8				

Note: a 127 t counterweight and 8.0 m outrigger extension width or
a 94 t counterweight and 9.0 m outrigger extension width.

Performance LD
MB+FB+2.5 m+36 m luffing jib

Unit: ton

Working radius (m)	Offset					Offset				
	10°	20°	30°	45°	60°	10°	20°	30°	45°	60°
20.0	64.5									
22.0	57.4					51.5				
24.0	49.8	53.5				47.9				
26.0	43.6	47.4				41.7	46.1			
28.0	38.3	41.9	44.6			36.5	40.5			
30.0	33.9	37.1	39.8			32.0	35.7	38.8		
32.0	30.1	33.0	35.9			28.2	31.6	34.8		
34.0	26.7	29.4	32.1			24.9	28.0	30.9		
36.0	23.8	26.3	28.7	31.7		22.0	24.8	27.6		
38.0	21.2	23.5	25.8	28.8		19.4	22.0	24.6	28.0	
40.0	18.9	21.0	23.1	25.9	27.0	17.1	19.5	21.9	25.1	
42.0	16.9	18.8	20.7	23.3	25.3	15.0	17.3	19.5	22.4	24.7
44.0	15.0	16.8	18.5	20.9	22.7	13.2	15.3	17.3	20.0	22.1
46.0	13.3	15.0	16.5	18.7	20.2	11.5	13.5	15.3	17.8	19.6
48.0	11.8	13.3	14.7	16.6	17.9	9.9	11.8	13.5	15.7	17.4
50.0	10.4	11.8	13.1	14.8	15.8	8.2	10.3	11.8	13.9	15.3
55.0	6.9	8.3	9.5	10.6			6.4	8.0	9.8	10.7
60.0		5.0	5.9						5.8	
θ (°)	38 ~ 82	33 ~ 82	36 ~ 82	50 ~ 82	65 ~ 82	51 ~ 82	52 ~ 82	53 ~ 82	52 ~ 82	64 ~ 82
Standard hook	150t					150t				
The weights of the hooks	2400kg					2400kg				
Standard number of part lines	6					6				

Note: a 127 t counterweight and 8.0 m outrigger extension width or
a 94 t counterweight and 9.0 m outrigger extension width.

Performance LD
MB+FB+2.5 m+45 m luffing jib

Unit: ton

Working radius (m)	Offset					Offset				
	10°	20°	30°	45°	60°	10°	20°	30°	45°	60°
22.0	46.1									
24.0	46.1					37.9				
26.0	45.5					37.9				
28.0	40.2	43.8				37.9				
30.0	35.7	39.4				33.9	37.9			
32.0	31.8	35.3				30.0	34.0			
34.0	28.4	31.7	34.3			26.6	30.3			
36.0	25.4	28.5	31.0			23.7	27.1	30.1		
38.0	22.8	25.6	28.3			21.0	24.2	27.3		
40.0	20.4	23.1	25.6			18.7	21.7	24.6		
42.0	18.3	20.8	23.2	26.1		16.6	19.4	22.1		
44.0	16.4	18.7	20.9	23.8		14.7	17.3	19.8	23.1	
46.0	14.7	16.8	18.9	21.8		13.0	15.4	17.8	21.1	
48.0	13.2	15.1	17.0	19.7	20.2	11.4	13.7	15.9	19.0	
50.0	11.7	13.5	15.3	17.8	19.8	10.0	12.1	14.2	17.0	19.4
55.0	8.5	10.1	11.6	13.6	15.1	6.3	8.6	10.4	12.8	14.6
60.0	5.5	7.1	8.5	10.1	11.0		5.2	7.1	9.2	10.6
65.0			5.4	6.7					5.8	
θ (°)	42 ~ 82	47 ~ 82	43 ~ 82	50 ~ 82	64 ~ 82	55 ~ 82	56 ~ 82	57 ~ 82	57 ~ 82	64 ~ 82
Standard hook	80t					80t				
The weights of the hooks	1870kg					1870kg				
Standard number of part lines	4					4				

Note: a 127 t counterweight and 8.0 m outrigger extension width or
a 94 t counterweight and 9.0 m outrigger extension width.

Performance LD
MB+FB+2.5 m+54 m luffing jib

Unit: ton

Working radius (m)	Offset					Offset				
	10°	20°	30°	45°	60°	10°	20°	30°	45°	60°
24.0	34.5									
26.0	34.5					28.9				
28.0	34.5					28.9				
30.0	34.5					28.9				
32.0	32.7	34.5				28.9				
34.0	29.3	32.6				27.6	28.9			
36.0	26.3	29.7				24.5	28.5			
38.0	23.6	26.8				21.9	25.6			
40.0	21.2	24.3	26.8			19.5	22.9			
42.0	19.1	21.9	24.4			17.4	20.6	23.7		
44.0	17.2	19.8	22.5			15.4	18.5	21.5		
46.0	15.4	17.9	20.4			13.7	16.6	19.4		
48.0	13.9	16.2	18.5			12.1	14.8	17.5		
50.0	12.4	14.6	16.8	19.6		10.7	13.2	15.7		
55.0	9.3	11.1	13.0	15.7		7.2	9.7	11.9	15.0	
60.0	6.3	8.3	9.9	12.1	14.0		6.5	8.7	11.3	13.5
65.0		5.5	7.2	9.1	10.5			5.7	8.2	10.0
70.0				6.2					5.2	6.7
θ (°)	50 ~ 82	50 ~ 82	55 ~ 82	53 ~ 82	65 ~ 82	60 ~ 82	61 ~ 82	62 ~ 82	63 ~ 82	64 ~ 82
Standard hook	80t					80t				
The weights of the hooks	1870kg					1870kg				
Standard number of part lines	4					4				

Note: a 127 t counterweight and 8.0 m outrigger extension width or
a 94 t counterweight and 9.0 m outrigger extension width.

Performance LA
MB+FB× 2+2.5 m+27 m luffing jib

Unit: ton

Working radius (m)	Offset					Offset					Offset				
	10°	20°	30°	45°	60°	10°	20°	30°	45°	60°	10°	20°	30°	45°	60°
MB length (m)	22.0					26.0					30.0				
FB length (m)	25.0					25.0					25.0				
Total length (m)	47.0					51.0					55.0				
18.0	75.0														
20.0	75.0					67.0					57.0				
22.0	70.5	72.3				67.0					57.0				
24.0	64.3	66.0				61.6	63.6				57.0	57.0			
26.0	58.8	60.5	62.0			56.4	58.2				54.1	56.2			
28.0	54.0	55.6	57.0			51.7	53.5	55.1			49.6	51.5	53.3		
30.0	49.8	51.3	52.7	50.9		47.6	49.3	50.8			45.6	47.4	49.1		
32.0	46.0	47.5	48.8	49.6		43.9	45.5	47.0	48.9		42.0	43.7	45.3	47.4	
34.0	42.6	44.0	45.2	46.8	39.8	40.6	42.1	43.5	45.3		38.7	40.4	41.9	43.9	
36.0	38.9	40.8	42.0	43.5	39.2	37.5	39.0	40.4	42.0	39.8	35.8	37.4	38.8	40.7	40.4
38.0	35.2	37.4	39.1	40.5	38.7	34.1	36.2	37.5	39.1	39.3	33.1	34.6	36.0	37.8	39.1
40.0	31.9	33.9	35.9	37.8	38.2	30.8	33.0	34.9	36.4	37.4	29.8	32.1	33.4	35.1	36.3
42.0	28.9	30.8	32.6	34.8	36.0	27.8	29.9	31.8	33.8	34.8	26.9	29.0	31.0	32.6	33.7
44.0	26.2	28.0	29.6	31.6	32.8	25.2	27.1	28.8	31.0	32.4	24.2	26.2	28.1	30.3	31.3
46.0	23.8	25.4	26.9	28.6	29.7	22.7	24.5	26.1	28.0	29.2	21.8	23.7	25.4	27.5	28.8
48.0	21.6	23.1	24.4	26.0	26.8	20.5	22.2	23.6	25.4	26.4	19.6	21.3	22.9	24.8	26.0
50.0	19.5	20.9	22.1	23.5		18.5	20.0	21.4	22.9	23.7	17.6	19.2	20.6	22.4	23.3
55.0	15.2	16.3	17.2	18.1		14.2	15.4	16.4	17.6		13.2	14.6	15.7	17.0	
60.0	11.6	12.4	13.1			10.6	11.6	12.4	13.1		9.6	10.7	11.7	12.6	
65.0	8.6	9.2	9.6			7.6	8.3	8.9			6.5	7.5	8.2		
70.0	5.3	6.2					5.2	5.6							
θ (°)	23 ~ 82	25 ~ 82	37 ~ 82	53 ~ 82	63 ~ 82	38 ~ 82	32 ~ 82	33 ~ 82	50 ~ 82	63 ~ 82	41 ~ 82	44 ~ 82	46 ~ 82	53 ~ 82	65 ~ 82
Standard hook	150t					150t					150t				
The weights of the hooks	2400kg					2400kg					2400kg				
Standard number of part lines	6					6					6				

Note: a 195 t counterweight and 9.0 m outrigger extension width.
Auxiliary jacks used

Performance LA
MB+FB× 2+2.5 m+36 m luffing jib

Unit: ton

MB length (m)	22.0					26.0					30.0				
	25.0					25.0					25.0				
Total length (m)	47.0					51.0					55.0				
Working radius (m)	Offset					Offset					Offset				
	10°	20°	30°	45°	60°	10°	20°	30°	45°	60°	10°	20°	30°	45°	60°
20.0	54.0														
22.0	54.0					48.4					43.0				
24.0	54.0					48.4					43.0				
26.0	54.0	54.0				48.4					43.0				
28.0	53.9	54.0				48.4	48.4				43.0	43.0			
30.0	49.8	51.4				47.9	48.4				43.0	43.0			
32.0	46.1	47.6	48.7			44.3	46.3				42.4	43.0			
34.0	42.8	44.2	45.6			41.0	42.9	44.7			39.2	41.3	43.0		
36.0	39.8	41.2	42.5			37.9	39.7	41.5			36.3	38.3	40.2		
38.0	37.1	38.4	39.7	36.6		35.1	36.8	38.5			33.7	35.6	37.4		
40.0	34.0	35.9	37.1	35.7		32.6	34.1	35.7	36.3		31.3	33.1	34.8	36.8	
42.0	31.0	33.5	34.7	34.9	28.8	30.0	31.8	33.2	35.4		29.0	30.8	32.4	34.6	
44.0	28.3	30.6	32.6	34.0	28.3	27.2	29.6	30.9	33.0	28.8	26.3	28.7	30.2	32.3	29.2
46.0	25.8	28.0	30.1	31.9	27.9	24.8	27.1	28.8	30.8	28.4	23.8	26.3	28.2	30.1	28.8
48.0	23.5	25.6	27.5	30.0	27.6	22.5	24.7	26.8	28.7	28.0	21.6	23.9	26.1	28.1	28.4
50.0	21.5	23.4	25.2	27.5	27.2	20.4	22.5	24.5	26.8	27.7	19.5	21.7	23.8	26.2	27.5
55.0	17.0	18.6	20.1	22.0	23.1	16.0	17.8	19.4	21.4	22.7	15.1	16.9	18.7	20.9	22.3
60.0	13.3	14.7	15.9	17.3		12.3	13.8	15.1	16.7		11.4	13.0	14.5	16.2	17.2
65.0	10.3	11.3	12.3	13.2		9.3	10.5	11.6	12.7		8.3	9.7	10.9	12.2	
70.0	7.6	8.5	9.1			6.6	7.6	8.5	9.2		5.5	6.8	7.8	8.8	
75.0	5.1	5.8	6.3					5.5							
θ (°)	30 ~ 82	33 ~ 82	35 ~ 82	52 ~ 82	66 ~ 82	41 ~ 82	44 ~ 82	40 ~ 82	49 ~ 82	68 ~ 82	44 ~ 82	47 ~ 82	50 ~ 82	52 ~ 82	64 ~ 82
Standard hook	150t					150t					150t				
The weights of the hooks	2400kg					2400kg					2400kg				
Standard number of part lines	6					4					4				

Note: a 195 t counterweight and 9.0 m outrigger extension width.
 Auxiliary jacks used

Performance LA
MB+FB× 2+2.5 m+45 m luffing jib

Unit: ton

Working radius (m)	Offset					Offset					Offset				
	10°	20°	30°	45°	60°	10°	20°	30°	45°	60°	10°	20°	30°	45°	60°
MB length (m)	22.0					26.0					30.0				
FB length (m)	25.0					25.0					25.0				
Total length (m)	47.0					51.0					55.0				
24.0	37.0														
26.0	37.0					34.0					30.5				
28.0	37.0					34.0					30.5				
30.0	37.0	37.0				34.0					30.5				
32.0	37.0	37.0				34.0	34.0				30.5	30.5			
34.0	37.0	37.0				34.0	34.0				30.5	30.5			
36.0	37.0	37.0				34.0	34.0				30.5	30.5			
38.0	36.0	37.0	35.9			34.0	34.0				30.5	30.5			
40.0	33.7	35.2	34.6			32.0	33.9	34.0			30.5	30.5	30.5		
42.0	31.5	32.9	33.4			29.7	31.5	33.4			29.0	30.5	30.5		
44.0	29.5	30.8	32.2			27.7	29.3	31.1			27.0	29.0	30.5		
46.0	27.0	28.9	30.2	26.7		25.8	27.4	29.0	27.0		25.0	27.0	28.9	27.4	
48.0	24.7	27.2	28.4	26.0		23.7	25.5	27.1	26.4		22.7	25.2	27.0	26.8	
50.0	22.6	25.0	26.7	25.4	21.0	21.6	23.8	25.3	25.8		20.6	23.4	25.2	26.2	
55.0	18.1	20.2	22.2	24.1	20.2	17.1	19.3	21.4	23.3	20.5	16.1	18.5	20.8	23.3	20.8
60.0	14.4	16.2	17.9	20.1	19.5	13.4	15.3	17.1	19.6	19.9	12.4	14.5	16.5	19.1	20.2
65.0	11.3	12.8	14.2	16.0	17.1	10.3	11.9	13.5	15.5	16.7	9.3	11.1	12.8	15.0	16.4
70.0	8.6	9.9	11.1	12.4		7.6	9.0	10.3	11.9		6.7	8.2	9.7	11.4	12.4
75.0	6.4	7.4	8.3	9.3		5.2	6.5	7.6	8.8			5.7	6.9	8.3	
80.0		5.0	5.8					5.0						5.4	
θ (°)	36 ~ 82	33 ~ 82	35 ~ 82	49 ~ 82	64 ~ 82	44 ~ 82	47 ~ 82	45 ~ 82	54 ~ 82	66 ~ 82	47 ~ 82	46 ~ 82	49 ~ 82	49 ~ 82	63 ~ 82
Standard hook	80t					80t					80t				
The weights of the hooks	1870kg					1870kg					1870kg				
Standard number of part lines	4					4					4				

Note: a 195 t counterweight and 9.0 m outrigger extension width.
 Auxiliary jacks used

Performance LA
MB+FB× 2+2.5 m+54 m luffing jib

Unit: ton

Working radius (m)	Offset					Offset					Offset				
	10°	20°	30°	45°	60°	10°	20°	30°	45°	60°	10°	20°	30°	45°	60°
26.0	25.0														
28.0	25.0					24.5					23.8				
30.0	25.0					24.5					23.8				
32.0	25.0					24.5					23.8				
34.0	25.0	25.0				24.5					23.8				
36.0	25.0	25.0				24.5	24.5				23.8	23.8			
38.0	25.0	25.0				24.5	24.5				23.8	23.8			
40.0	25.0	25.0				24.5	24.5				23.8	23.8			
42.0	25.0	25.0	25.0			24.5	24.5				23.8	23.8			
44.0	25.0	25.0	25.0			24.5	24.5	24.5			23.8	23.8	23.8		
46.0	25.0	25.0	25.0			24.5	24.5	24.5			23.8	23.8	23.8		
48.0	24.8	25.0	25.0			23.3	24.5	24.5			23.2	23.8	23.8		
50.0	23.3	24.7	25.0			21.7	23.4	24.5			21.6	23.4	23.8		
55.0	19.4	21.2	22.4	21.1		18.3	19.7	21.3	21.5		17.5	19.8	21.4	21.8	
60.0	15.6	17.8	19.3	19.9	16.2	14.7	16.7	18.0	20.1		13.8	16.3	18.2	20.3	
65.0	12.5	14.4	16.2	18.1	15.5	11.5	13.6	15.2	17.0	15.8	10.6	12.8	14.9	17.3	16.1
70.0	9.8	11.4	13.0	15.0	15.0	8.8	10.6	12.3	14.3	15.3	7.9	9.8	11.7	14.1	15.5
75.0	7.4	8.8	10.2	11.8	12.8	6.5	8.0	9.5	11.4	12.5	5.4	7.3	8.9	10.9	12.3
80.0	5.3	6.6	7.7	9.0			5.8	7.0	8.5				6.4	8.1	
85.0			5.4	6.3					5.9					5.5	
θ (°)	39 ~ 82	43 ~ 82	40 ~ 82	49 ~ 82	64 ~ 82	50 ~ 82	50 ~ 82	54 ~ 82	52 ~ 82	65 ~ 82	48 ~ 82	53 ~ 82	52 ~ 82	51 ~ 82	63 ~ 82
Standard hook	80t					80t					80t				
The weights of the hooks	1870kg					1870kg					1870kg				
Standard number of part lines	4					4					4				

Note: a 195 t counterweight and 9.0 m outrigger extension width.
 Auxiliary jacks used

Performance LA
MB+FB× 2+2.5 m+63 m luffing jib

Unit : ton

Working radius (m)	Offset					Offset					Offset				
	10°	20°	30°	45°	60°	10°	20°	30°	45°	60°	10°	20°	30°	45°	60°
30.0	19.8														
32.0	19.8					18.3					16.9				
34.0	19.8					18.3					16.9				
36.0	19.8					18.3					16.9				
38.0	19.8					18.3					16.9				
40.0	19.8	19.8				18.3	18.3				16.9	16.9			
42.0	19.8	19.8				18.3	18.3				16.9	16.9			
44.0	19.8	19.8				18.3	18.3				16.9	16.9			
46.0	19.8	19.8				18.3	18.3				16.9	16.9			
48.0	19.8	19.8	19.8			18.3	18.3				16.9	16.9			
50.0	19.8	19.8	19.8			18.3	18.3	18.3			16.9	16.9	16.9		
55.0	19.8	19.8	19.8			18.3	18.3	18.3			16.9	16.9	16.9		
60.0	16.8	18.4	19.7	17.2		15.6	17.1	18.3			15.0	16.9	16.9		
65.0	13.6	15.8	17.0	16.1		12.7	14.5	15.9	16.4		11.8	14.3	15.9	16.7	
70.0	10.9	12.9	14.8	15.2	12.3	9.9	12.1	13.5	15.5	12.6	9.0	11.3	13.5	15.5	12.7
75.0	8.5	10.3	12.0	14.1	11.8	7.6	9.5	11.3	13.1	12.1	6.7	8.7	10.7	13.2	12.3
80.0	6.5	8.0	9.5	11.4	11.4	5.5	7.2	8.8	11.0	11.7	4.4	6.5	8.2	10.5	11.9
85.0	4.5	6.0	7.2	8.8		3.3	5.2	6.6	8.4	9.5		4.2	6.0	7.9	9.2
90.0		4.0	5.2	6.5			3.0	4.4	6.0				3.7	5.6	
95.0			3.0						3.5					3.0	
θ (°)	42 ~ 82	42 ~ 82	43 ~ 82	49 ~ 82	65 ~ 82	48 ~ 82	48 ~ 82	52 ~ 82	51 ~ 82	58 ~ 82	50 ~ 82	51 ~ 82	51 ~ 82	50 ~ 82	63 ~ 82
Standard hook	25t					25t					25t				
The weights of the hooks	1140kg					1140kg					1140kg				
Standard number of part lines	2					2					2				

Note: a 195 t counterweight and 9.0 m outrigger extension width.
Auxiliary jacks used

Performance LA
MB+FB× 2+2.5 m+72 m luffing jib

Unit: ton

Working radius (m)	Offset					Offset					Offset				
	10°	20°	30°	45°	60°	10°	20°	30°	45°	60°	10°	20°	30°	45°	60°
32.0	14.7														
34.0	14.7					13.5					12.8				
36.0	14.7					13.5					12.8				
38.0	14.7					13.5					12.8				
40.0	14.7					13.5					12.8				
42.0	14.7					13.5					12.8				
44.0	14.7	14.7				13.5					12.8				
46.0	14.7	14.7				13.5	13.5				12.8	12.8			
48.0	14.7	14.7				13.5	13.5				12.8	12.8			
50.0	14.7	14.7				13.5	13.5				12.8	12.8			
55.0	14.7	14.7	14.7			13.5	13.5	13.5			12.8	12.8	12.8		
60.0	14.7	14.7	14.7			13.5	13.5	13.5			12.8	12.8	12.8		
65.0	14.2	14.7	14.7			12.8	13.5	13.5			12.4	12.8	12.8		
70.0	11.5	13.4	14.1	12.8		10.5	12.1	13.5	13.0		9.7	12.0	12.8	12.8	
75.0	9.1	11.1	12.6	12.0	9.4	8.2	10.2	11.5	12.3		7.3	9.6	11.4	12.5	
80.0	7.0	8.9	10.6	11.3	8.9	6.1	8.1	9.6	11.5	9.2	5.2	7.4	9.4	11.5	9.3
85.0	5.2	6.8	8.4	10.5	8.6	4.1	6.1	7.8	9.6	8.8		5.3	7.2	9.6	8.9
90.0	3.3	5.0	6.4	8.3	8.3		4.1	5.8	7.8	8.5			5.2	7.4	8.6
95.0		3.1	4.6	6.1				3.7	5.7					5.2	6.5
100.0				4.0					3.4						
θ (°)	44 ~ 82	45 ~ 82	49 ~ 82	49 ~ 82	65 ~ 82	52 ~ 82	54 ~ 82	55 ~ 82	56 ~ 82	68 ~ 82	54 ~ 82	56 ~ 82	57 ~ 82	58 ~ 82	64 ~ 82
Standard hook	25t					25t					25t				
The weights of the hooks	1140kg					1140kg					1140kg				
Standard number of part lines	2					2					2				

Note: a 195 t counterweight and 9.0 m outrigger extension width.
 Auxiliary jacks used

Performance LA

MB+FB× 2+2.5 m+81 m luffing jib

Unit: ton

MB length (m)	22.0					26.0					30.0				
	25.0					25.0					25.0				
Total length (m)	47.0					51.0					55.0				
Working radius (m)	Offset					Offset					Offset				
	10°	20°	30°	45°	60°	10°	20°	30°	45°	60°	10°	20°	30°	45°	60°
34.0	10.9														
36.0	10.9					9.8					9.4				
38.0	10.9					9.8					9.4				
40.0	10.9					9.8					9.4				
42.0	10.9					9.8					9.4				
44.0	10.9					9.8					9.4				
46.0	10.9					9.8					9.4				
48.0	10.9	10.9				9.8					9.4				
50.0	10.9	10.9				9.8	9.8				9.4	9.4			
55.0	10.9	10.9				9.8	9.8				9.4	9.4			
60.0	10.9	10.9	10.9			9.8	9.8				9.4	9.4			
65.0	10.9	10.9	10.9			9.8	9.8	9.8			9.4	9.4	9.4		
70.0	10.9	10.9	10.9			9.8	9.8	9.8			9.3	9.4	9.4		
75.0	9.3	10.9	10.9	9.8		8.2	9.6	9.8	9.8		7.5	9.0	9.4	9.4	
80.0	7.2	9.2	10.3	9.1		6.3	8.0	9.3	9.4		5.4	7.8	9.0	9.4	
85.0	5.4	7.2	8.8	8.5	6.4	4.3	6.5	7.7	8.8			5.8	7.6	8.9	
90.0	3.5	5.4	7.1	8.0	6.0		4.6	6.2	8.0	6.2			5.9	7.9	6.3
95.0		3.6	5.3	7.3	5.7			4.7	6.4	5.9			3.9	6.4	6.0
100.0			3.4	5.4	5.5				4.9	5.7				4.5	5.8
θ (°)	49 ~ 82	51 ~ 82	52 ~ 82	52 ~ 82	65 ~ 82	56 ~ 82	59 ~ 82	61 ~ 82	63 ~ 82	62 ~ 82	58 ~ 82	60 ~ 82	59 ~ 82	61 ~ 82	64 ~ 82
Standard hook	25t					25t					25t				
The weights of the hooks	1140kg					1140kg					1140kg				
Standard number of part lines	2					2					2				

Note: a 195 t counterweight and 9.0 m outrigger extension width.
Auxiliary jacks used

Performance LB
MB+FB× 2+2.5 m+27 m luffing jib

Unit: ton

Working radius (m)	Offset					Offset					Offset				
	10°	20°	30°	45°	60°	10°	20°	30°	45°	60°	10°	20°	30°	45°	60°
18.0	75.0														
20.0	75.0					67.0					57.0				
22.0	70.5	72.3				67.0					57.0				
24.0	64.3	66.0				61.6	63.6				57.0	57.0			
26.0	58.8	60.5	62.0			56.4	58.2				54.1	56.2			
28.0	53.4	55.6	57.0			51.7	53.5	55.1			49.6	51.5	53.3		
30.0	47.4	50.6	52.7	50.9		46.3	49.3	50.8			45.3	47.4	49.1		
32.0	42.3	45.2	48.0	49.6		41.3	44.3	47.0	48.9		40.3	43.5	45.3	47.4	
34.0	37.9	40.6	43.1	46.4	39.8	36.8	39.7	42.3	45.3		35.8	38.8	41.6	43.9	
36.0	34.0	36.5	38.7	41.7	39.2	32.9	35.5	38.0	41.2	39.8	32.0	34.7	37.3	40.6	40.4
38.0	30.6	32.8	34.9	37.6	38.7	29.5	31.9	34.1	37.0	39.1	28.5	31.1	33.4	36.5	38.7
40.0	27.5	29.6	31.5	33.9	35.6	26.4	28.7	30.7	33.3	35.2	25.5	27.8	30.0	32.8	34.8
42.0	24.8	26.7	28.4	30.6	32.1	23.7	25.8	27.6	30.0	31.6	22.7	24.9	26.9	29.5	31.2
44.0	22.3	24.0	25.6	27.6	28.9	21.2	23.1	24.9	27.0	28.4	20.3	22.3	24.1	26.5	28.0
46.0	20.0	21.7	23.1	24.9	25.9	19.0	20.7	22.3	24.3	25.5	18.0	19.9	21.6	23.7	25.1
48.0	18.0	19.5	20.8	22.4	23.2	16.9	18.6	20.0	21.8	22.8	16.0	17.7	19.3	21.2	22.4
50.0	16.1	17.5	18.7	20.1		15.1	16.6	17.9	19.5	20.3	14.1	15.8	17.2	18.9	19.9
55.0	12.1	13.2	14.1	15.1		11.1	12.3	13.3	14.5		10.1	11.5	12.6	13.9	
60.0	8.8	9.6	10.3			7.8	8.7	9.5	10.3		6.6	7.9	8.8	9.8	
65.0	5.7	6.4	6.9				5.3	6.0					5.2		
θ (°)	33 ~ 82	35 ~ 82	37 ~ 82	53 ~ 82	63 ~ 82	44 ~ 82	40 ~ 82	42 ~ 82	50 ~ 82	63 ~ 82	47 ~ 82	49 ~ 82	46 ~ 82	53 ~ 82	65 ~ 82
Standard hook	150t					150t					150t				
The weights of the hooks	2400kg					2400kg					2400kg				
Standard number of part lines	6					6					6				

Note: a 164 t counterweight and 9.0 m outrigger extension width.
 Auxiliary jacks used

Performance LB
MB+FB× 2+2.5 m+36 m luffing jib

Unit : ton

Working radius (m)	Offset					Offset					Offset				
	10°	20°	30°	45°	60°	10°	20°	30°	45°	60°	10°	20°	30°	45°	60°
20.0	54.0														
22.0	54.0					48.4					43.0				
24.0	54.0					48.4					43.0				
26.0	54.0	54.0				48.4					43.0				
28.0	53.9	54.0				48.4	48.4				43.0	43.0			
30.0	49.8	51.4				47.9	48.4				43.0	43.0			
32.0	44.8	47.6	48.7			43.7	46.3				42.4	43.0			
34.0	40.2	43.7	45.6			39.2	42.9	44.7			38.2	41.3	43.0		
36.0	36.3	39.5	42.5			35.2	38.6	41.5			34.3	37.8	40.2		
38.0	32.8	35.7	38.6	36.6		31.7	34.9	37.9			30.8	34.1	37.2		
40.0	29.6	32.4	35.0	35.7		28.6	31.5	34.3	36.3		27.6	30.7	33.7	36.8	
42.0	26.8	29.4	31.8	34.9	28.8	25.8	28.5	31.1	34.6		24.9	27.7	30.5	34.1	
44.0	24.3	26.7	29.0	32.0	28.3	23.3	25.8	28.2	31.5	28.8	22.3	25.0	27.6	31.0	29.2
46.0	22.0	24.3	26.3	29.1	27.9	21.0	23.4	25.6	28.6	28.4	20.1	22.6	24.9	28.1	28.8
48.0	19.9	22.0	24.0	26.5	27.6	18.9	21.1	23.2	26.0	28.0	18.0	20.3	22.6	25.5	27.7
50.0	18.0	20.0	21.8	24.1	25.8	17.0	19.1	21.0	23.6	25.4	16.1	18.3	20.4	23.1	25.0
55.0	13.9	15.5	17.0	18.9	20.0	12.9	14.7	16.3	18.3	19.6	12.0	13.8	15.6	17.8	19.2
60.0	10.5	11.8	13.0	14.4		9.5	11.0	12.3	13.9		8.6	10.2	11.6	13.4	14.4
65.0	7.7	8.7	9.7	10.6		6.5	7.9	9.0	10.1		5.4	7.1	8.3	9.6	
70.0		5.9	6.7					5.9	6.8				5.1	6.3	
θ (°)	43 ~ 82	41 ~ 82	43 ~ 82	52 ~ 82	66 ~ 82	46 ~ 82	49 ~ 82	47 ~ 82	49 ~ 82	68 ~ 82	49 ~ 82	52 ~ 82	50 ~ 82	52 ~ 82	64 ~ 82
Standard hook	150t					150t					150t				
The weights of the hooks	2400kg					2400kg					2400kg				
Standard number of part lines	6					4					4				

Note: a 164 t counterweight and 9.0 m outrigger extension width.
 Auxiliary jacks used

Performance LB
MB+FB× 2+2.5 m+45 m luffing jib

Unit:ton

Working radius (m)	Offset					Offset					Offset				
	10°	20°	30°	45°	60°	10°	20°	30°	45°	60°	10°	20°	30°	45°	60°
24.0	37.0														
26.0	37.0					34.0					30.5				
28.0	37.0					34.0					30.5				
30.0	37.0	37.0				34.0					30.5				
32.0	37.0	37.0				34.0	34.0				30.5	30.5			
34.0	37.0	37.0				34.0	34.0				30.5	30.5			
36.0	37.0	37.0				34.0	34.0				30.5	30.5			
38.0	34.1	37.0	35.9			33.1	34.0				30.5	30.5			
40.0	30.9	34.3	34.6			29.9	33.5	34.0			28.9	30.5	30.5		
42.0	28.1	31.2	33.4			27.1	30.4	33.4			26.1	29.6	30.5		
44.0	25.5	28.5	31.3			24.5	27.6	30.7			23.6	26.9	30.0		
46.0	23.2	26.0	28.6	26.7		22.2	25.1	28.0	27.0		21.2	24.4	27.3	27.4	
48.0	21.1	23.7	26.2	26.0		20.1	22.9	25.5	26.4		19.1	22.1	24.9	26.8	
50.0	19.2	21.6	23.9	25.4	21.0	18.2	20.8	23.3	25.8		17.2	20.0	22.6	26.2	
55.0	15.0	17.1	19.1	21.8	20.2	14.0	16.2	18.4	21.3	20.5	13.0	15.4	17.7	20.8	20.8
60.0	11.6	13.3	15.0	17.3	18.9	10.6	12.5	14.3	16.7	18.5	9.6	11.7	13.6	16.2	18.1
65.0	8.7	10.2	11.6	13.4	14.5	7.7	9.3	10.9	12.9	14.1	6.7	8.5	10.2	12.4	13.8
70.0	6.2	7.5	8.7	10.0			6.6	7.9	9.5			5.7	7.3	9.0	10.0
75.0			6.1	7.0				5.2	6.5					6.1	
θ (°)	41 ~ 82	45 ~ 82	42 ~ 82	49 ~ 82	64 ~ 82	52 ~ 82	52 ~ 82	51 ~ 82	54 ~ 82	66 ~ 82	51 ~ 82	52 ~ 82	53 ~ 82	52 ~ 82	63 ~ 82
Standard hook	80t					80t					80t				
The weights of the hooks	1870kg					1870kg					1870kg				
Standard number of part lines	4					4					4				

Note: a 164 t counterweight and 9.0 m outrigger extension width.
 Auxiliary jacks used

Performance LB
MB+FB× 2+2.5 m+54 m luffing jib

Unit: ton

MB length (m)	22.0					26.0					30.0				
FB length (m)	25.0					25.0					25.0				
Total length (m)	47.0					51.0					55.0				
Working radius (m)	Offset					Offset					Offset				
	10°	20°	30°	45°	60°	10°	20°	30°	45°	60°	10°	20°	30°	45°	60°
26.0	25.0														
28.0	25.0					24.5					23.8				
30.0	25.0					24.5					23.8				
32.0	25.0					24.5					23.8				
34.0	25.0	25.0				24.5					23.8				
36.0	25.0	25.0				24.5	24.5				23.8	23.8			
38.0	25.0	25.0				24.5	24.5				23.8	23.8			
40.0	25.0	25.0				24.5	24.5				23.8	23.8			
42.0	25.0	25.0	25.0			24.5	24.5				23.8	23.8			
44.0	25.0	25.0	25.0			24.5	24.5	24.5			23.8	23.8	23.8		
46.0	24.7	25.0	25.0			23.7	24.5	24.5			22.8	23.8	23.8		
48.0	22.5	25.0	25.0			21.6	24.5	24.5			20.6	23.8	23.8		
50.0	20.6	23.4	25.0			19.6	22.7	24.5			18.7	21.9	23.8		
55.0	16.3	18.8	21.2	21.1		15.3	18.0	20.6	21.5		14.4	17.3	20.0	21.8	
60.0	12.8	15.0	17.1	19.9	16.2	11.8	14.2	16.4	19.6		10.9	13.4	15.8	19.1	
65.0	9.9	11.8	13.6	16.1	15.5	8.9	11.0	12.9	15.6	15.8	8.0	10.2	12.3	15.1	16.1
70.0	7.4	9.0	10.6	12.6	14.1	6.4	8.2	9.9	12.2	13.8	5.2	7.4	9.3	11.7	13.5
75.0	5.0	6.6	7.9	9.6	10.6		5.7	7.3	9.1	10.3			6.6	8.7	10.0
80.0			5.6	6.9					6.4					6.0	
θ (°)	44 ~ 82	48 ~ 82	47 ~ 82	50 ~ 82	64 ~ 82	53 ~ 82	54 ~ 82	58 ~ 82	58 ~ 82	65 ~ 82	52 ~ 82	56 ~ 82	57 ~ 82	58 ~ 82	63 ~ 82
Standard hook	80t					80t					80t				
The weights of the hooks	1870kg					1870kg					1870kg				
Standard number of part lines	4					4					4				

Note: a 164 t counterweight and 9.0 m outrigger extension width.
 Auxiliary jacks used

Performance LB
MB+FB× 2+2.5 m+63 m luffing jib

Unit: ton

Working radius (m)	Offset					Offset					Offset				
	10°	20°	30°	45°	60°	10°	20°	30°	45°	60°	10°	20°	30°	45°	60°
MB length (m)	22.0					26.0					30.0				
FB length (m)	25.0					25.0					25.0				
Total length (m)	47.0					51.0					55.0				
30.0	19.8														
32.0	19.8					18.3					16.9				
34.0	19.8					18.3					16.9				
36.0	19.8					18.3					16.9				
38.0	19.8					18.3					16.9				
40.0	19.8	19.8				18.3	18.3				16.9	16.9			
42.0	19.8	19.8				18.3	18.3				16.9	16.9			
44.0	19.8	19.8				18.3	18.3				16.9	16.9			
46.0	19.8	19.8				18.3	18.3				16.9	16.9			
48.0	19.8	19.8	19.8			18.3	18.3				16.9	16.9			
50.0	19.8	19.8	19.8			18.3	18.3	18.3			16.9	16.9	16.9		
55.0	17.5	19.8	19.8			16.6	18.3	18.3			15.7	16.9	16.9		
60.0	14.0	16.5	19.0	17.2		13.0	15.7	18.3			12.1	15.0	16.9		
65.0	11.0	13.2	15.4	16.1		10.1	12.5	14.8	16.4		9.2	11.7	14.2	16.7	
70.0	8.5	10.5	12.4	15.1	12.3	7.5	9.7	11.7	14.6	12.6	6.6	8.9	11.1	14.2	12.7
75.0	6.3	8.0	9.7	12.1	11.8	5.2	7.2	9.1	11.6	12.1		6.5	8.5	11.1	12.3
80.0	4.1	5.9	7.4	9.3	10.7		5.0	6.7	8.9	10.4		4.0	6.1	8.4	10.1
85.0		3.7	5.3	6.9				4.4	6.4	7.5			3.7	6.0	7.3
90.0			3.0	4.5					3.9					3.4	
θ (°)	46 ~ 82	47 ~ 82	48 ~ 82	49 ~ 82	65 ~ 82	55 ~ 82	56 ~ 82	56 ~ 82	57 ~ 82	64 ~ 82	57 ~ 82	58 ~ 82	58 ~ 82	59 ~ 82	63 ~ 82
Standard hook	25t					25t					25t				
The weights of the hooks	1140kg					1140kg					1140kg				
Standard number of part lines	2					2					2				

Note: a 164 t counterweight and 9.0 m outrigger extension width.
 Auxiliary jacks used

Performance LB
MB+FB× 2+2.5 m+72 m luffing jib

Unit: ton

Working radius (m)	Offset					Offset					Offset				
	10°	20°	30°	45°	60°	10°	20°	30°	45°	60°	10°	20°	30°	45°	60°
32.0	14.7														
34.0	14.7					13.5					12.8				
36.0	14.7					13.5					12.8				
38.0	14.7					13.5					12.8				
40.0	14.7					13.5					12.8				
42.0	14.7					13.5					12.8				
44.0	14.7	14.7				13.5					12.8				
46.0	14.7	14.7				13.5	13.5				12.8	12.8			
48.0	14.7	14.7				13.5	13.5				12.8	12.8			
50.0	14.7	14.7				13.5	13.5				12.8	12.8			
55.0	14.7	14.7	14.7			13.5	13.5	13.5			12.8	12.8	12.8		
60.0	14.6	14.7	14.7			13.5	13.5	13.5			12.8	12.8	12.8		
65.0	11.6	14.2	14.7			10.7	13.4	13.5			9.8	12.7	12.8		
70.0	9.1	11.3	13.6	12.8		8.1	10.6	13.0	13.0		7.3	9.9	12.4	12.8	
75.0	6.9	8.9	10.9	12.0	9.4	5.9	8.1	10.3	12.3			7.4	9.7	12.5	
80.0	4.8	6.8	8.5	11.1	8.9	3.7	6.0	7.9	10.6	9.2		5.2	7.3	10.2	9.3
85.0		4.8	6.5	8.6	8.6		3.8	5.8	8.2	8.8			5.2	7.7	8.9
90.0			4.5	6.4	7.7			3.7	6.0	7.4				5.5	7.2
95.0				4.3					3.7						4.7
θ (°)	51 ~ 82	53 ~ 82	54 ~ 82	54 ~ 82	65 ~ 82	55 ~ 82	57 ~ 82	59 ~ 82	60 ~ 82	68 ~ 82	60 ~ 82	61 ~ 82	62 ~ 82	63 ~ 82	64 ~ 82
Standard hook	25t					25t					25t				
The weights of the hooks	1140kg					1140kg					1140kg				
Standard number of part lines	2					2					2				

Note: a 164 t counterweight and 9.0 m outrigger extension width.
 Auxiliary jacks used

Performance LB
MB+FB× 2+2.5 m+81 m luffing jib

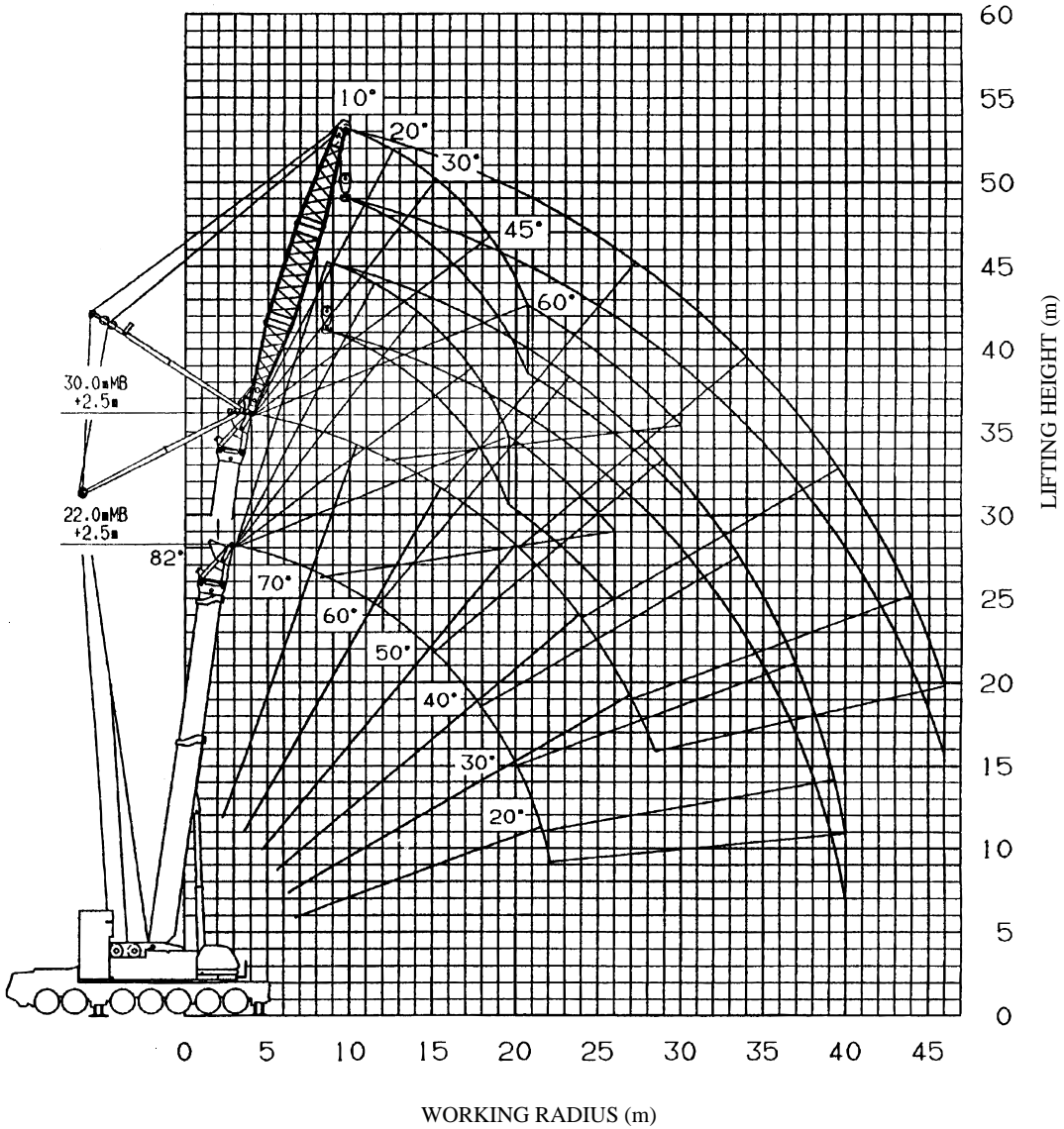
Unit: ton

Working radius (m)	Offset					Offset					Offset				
	10°	20°	30°	45°	60°	10°	20°	30°	45°	60°	10°	20°	30°	45°	60°
MB length (m)	22.0					26.0					30.0				
FB length (m)	25.0					25.0					25.0				
Total length (m)	47.0					51.0					55.0				
34.0	10.9														
36.0	10.9					9.8					9.4				
38.0	10.9					9.8					9.4				
40.0	10.9					9.8					9.4				
42.0	10.9					9.8					9.4				
44.0	10.9					9.8					9.4				
46.0	10.9					9.8					9.4				
48.0	10.9	10.9				9.8					9.4				
50.0	10.9	10.9				9.8	9.8				9.4	9.4			
55.0	10.9	10.9				9.8	9.8				9.4	9.4			
60.0	10.9	10.9	10.9			9.8	9.8				9.4	9.4			
65.0	10.9	10.9	10.9			9.8	9.8	9.8			9.4	9.4	9.4		
70.0	9.2	10.9	10.9			8.3	9.8	9.8			7.5	9.4	9.4		
75.0	7.0	9.3	10.9	9.8		6.1	8.6	9.8	9.8			7.9	9.4	9.4	
80.0	5.0	7.2	9.2	9.1		3.9	6.4	8.6	9.4			5.7	8.1	9.4	
85.0		5.3	7.1	8.5	6.4		4.4	6.5	8.8				5.9	8.9	
90.0			5.2	7.6	6.0			4.6	7.2	6.2				6.8	6.3
95.0			3.3	5.6	5.7				5.1	5.9				4.7	6.0
100.0				3.6	5.0					3.0	4.7				4.4
θ (°)	56 ~ 82	58 ~ 82	59 ~ 82	61 ~ 82	65 ~ 82	59 ~ 82	62 ~ 82	64 ~ 82	63 ~ 82	67 ~ 82	64 ~ 82	65 ~ 82	67 ~ 82	68 ~ 82	68 ~ 82
Standard hook	25t					25t					25t				
The weights of the hooks	1140kg					1140kg					1140kg				
Standard number of part lines	2					2					2				

Note: a 164 t counterweight and 9.0 m outrigger extension width.
 Auxiliary jacks used

WORKING RADIUS - LIFTING HEIGHT

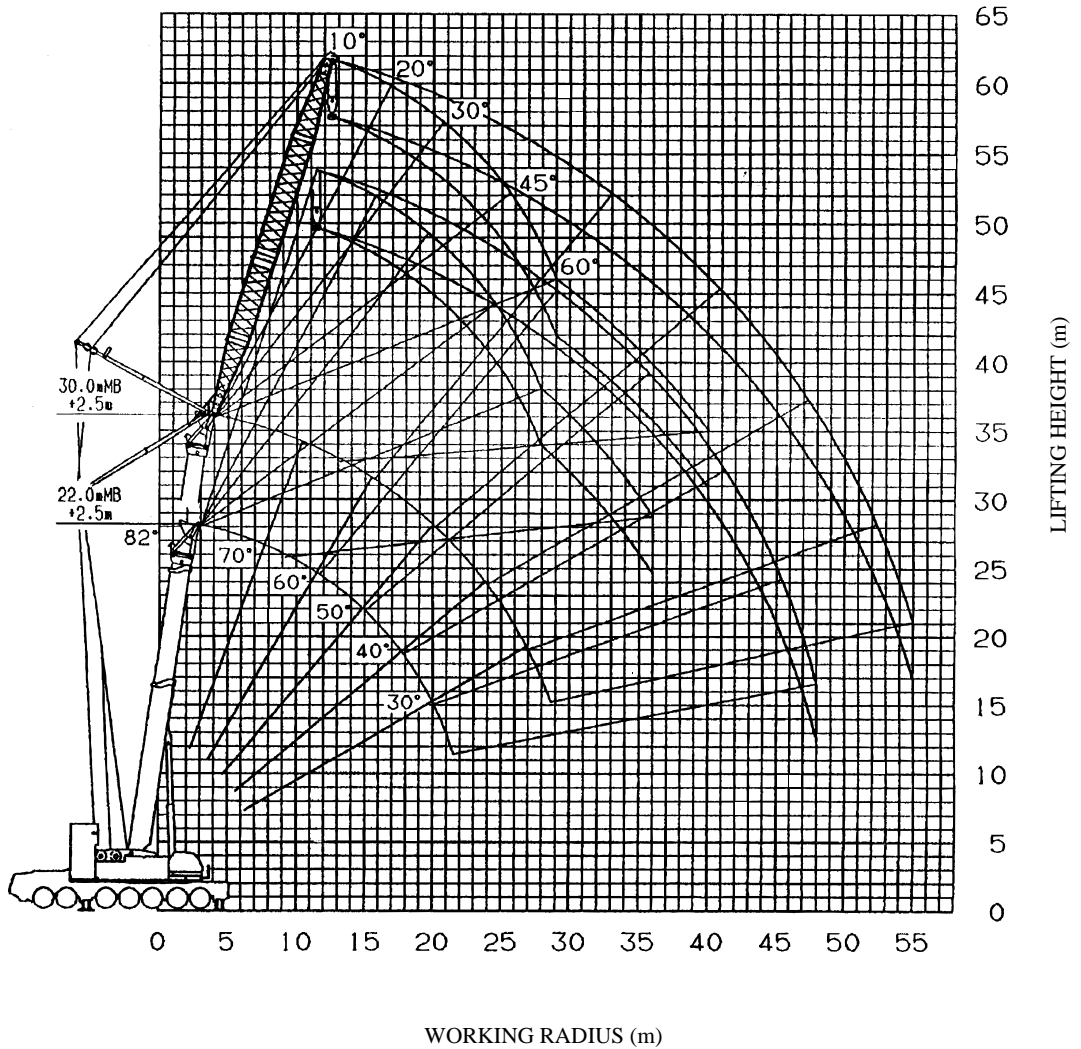
Main boom (MB)+2.5 m+18 m lifting jib



NOTES:

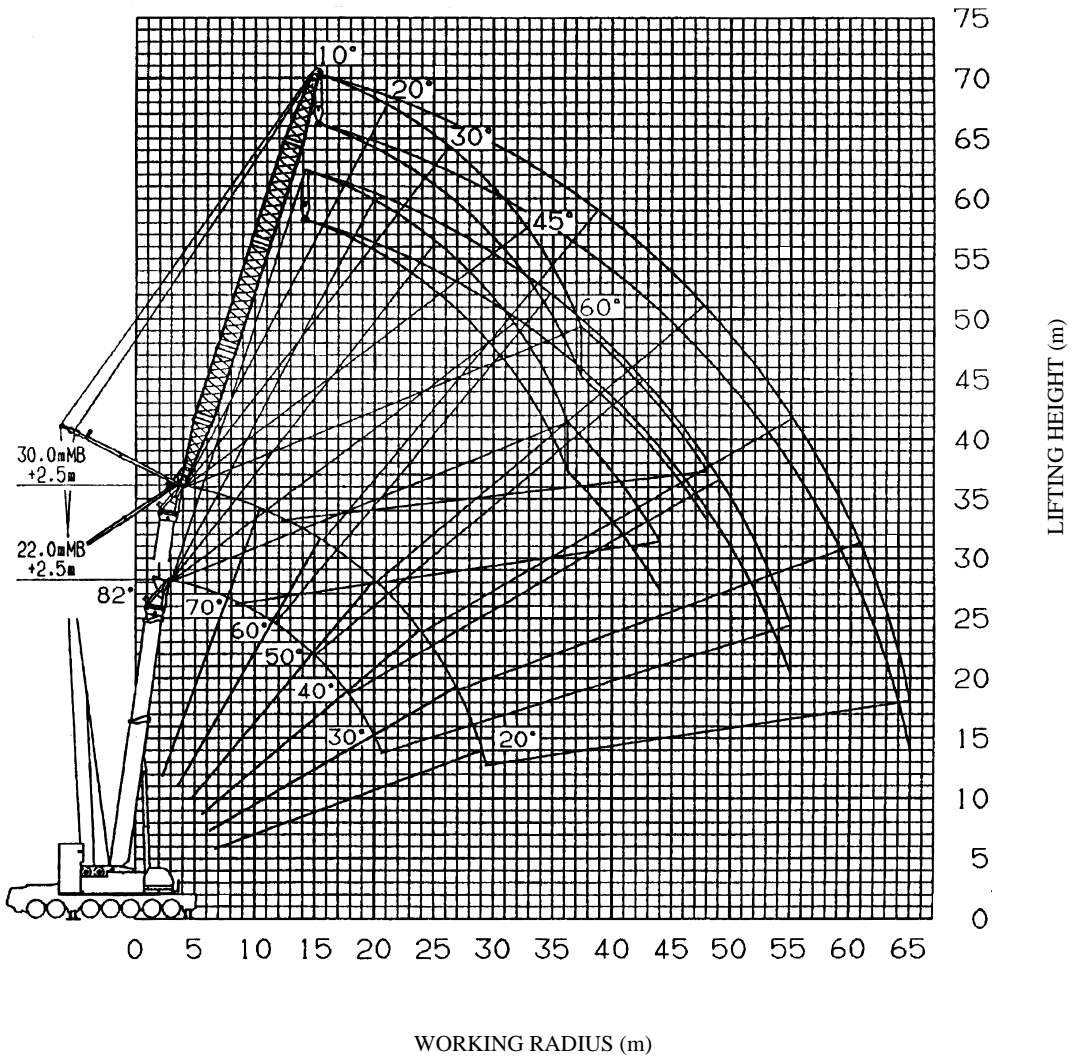
1. The deflection of the boom and jib is not incorporated in the figure above.
The above figure is maximum load radius for Performance LA.
2. Lifting height of the 26.0 m boom is not illustrated.

Main boom (MB)+2.5 m+27 m lufting jib

**NOTES:**

1. The deflection of the boom and jib is not incorporated in the figure above.
The above figure is maximum load radius for Performance LA.
2. Lifting height of the 26.0 m boom is not illustrated.

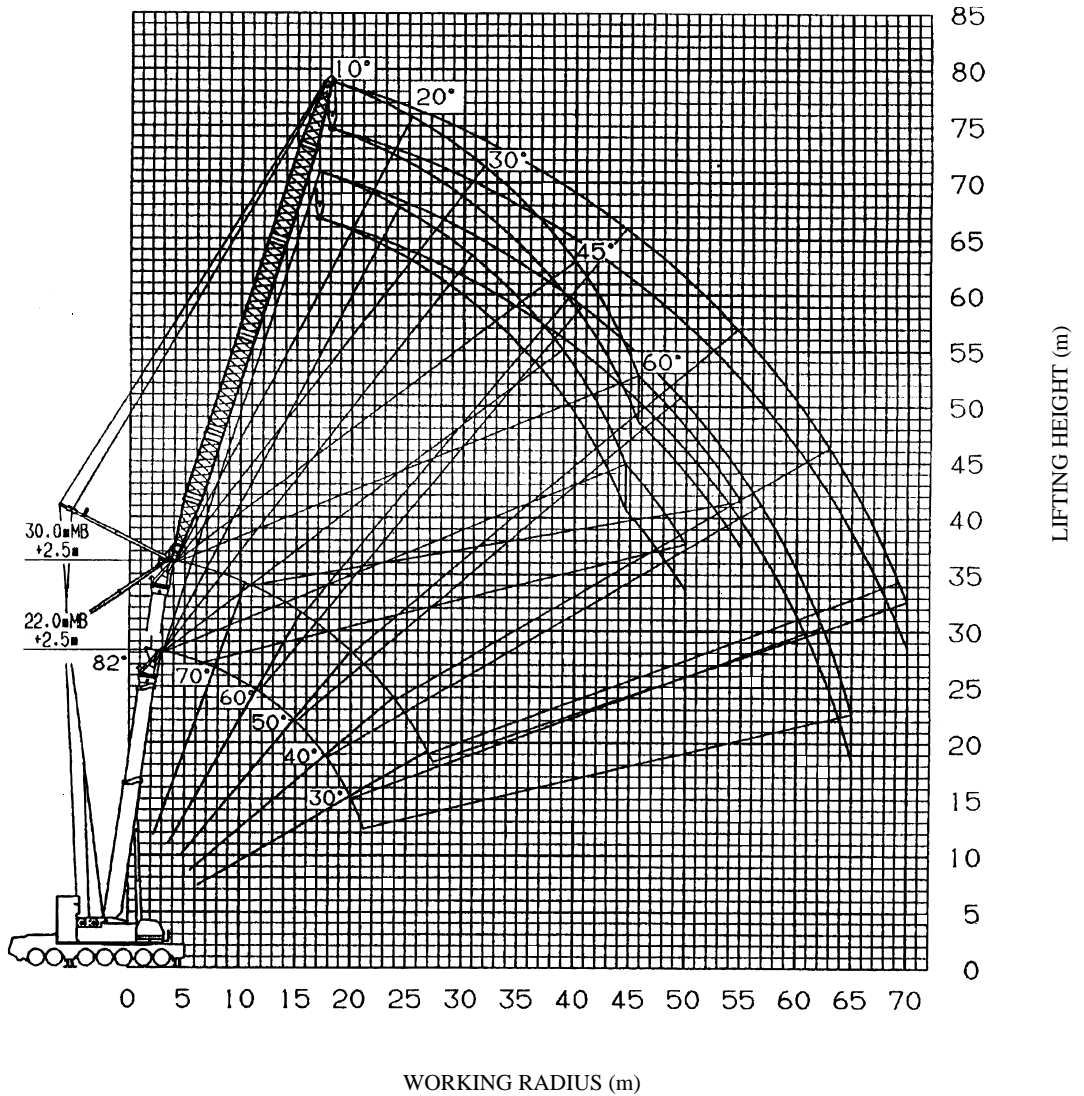
Main boom (MB)+2.5 m+36 m lufting jib



NOTES:

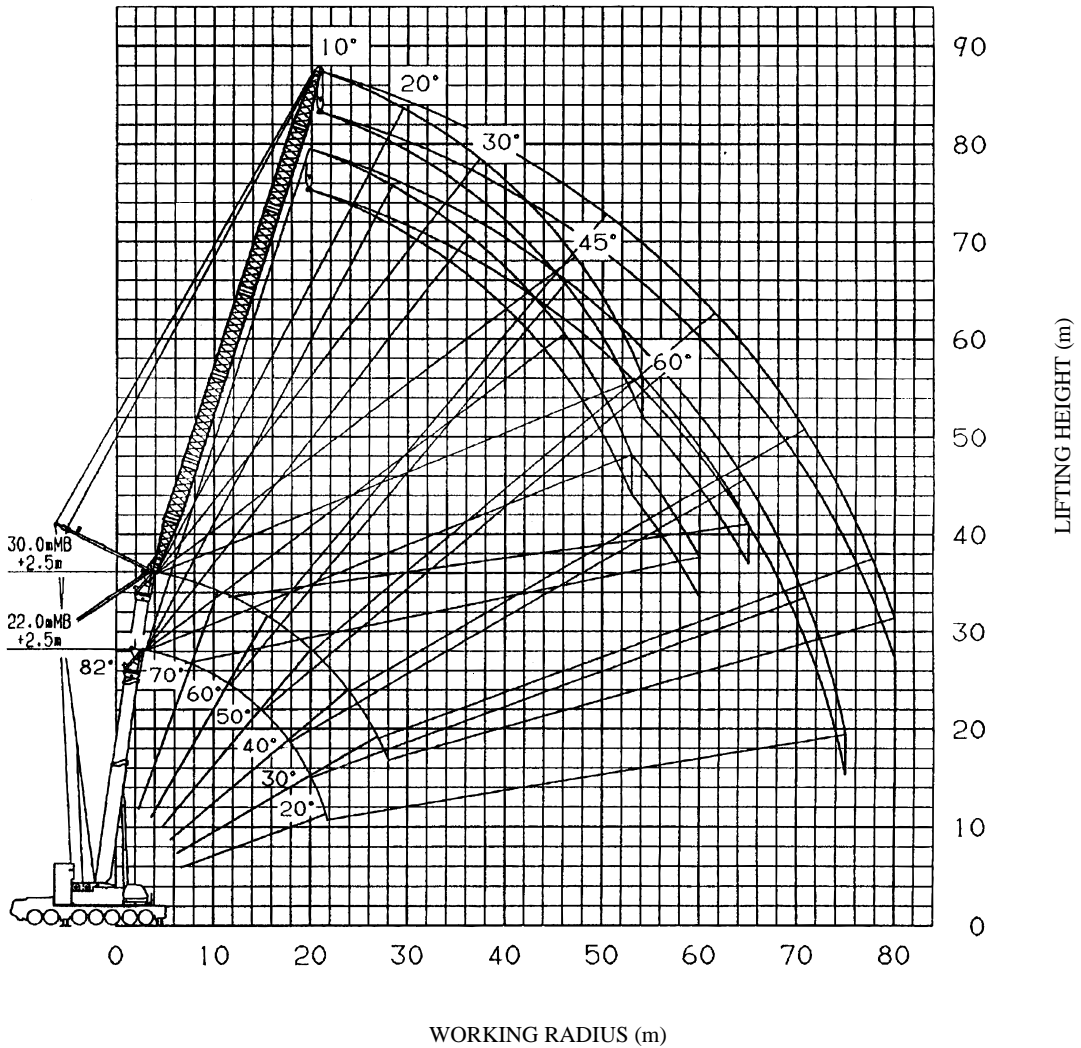
1. The deflection of the boom and jib is not incorporated in the figure above.
The above figure is maximum load radius for Performance LA.
2. Lifting height of the 26.0 m boom is not illustrated.

Main boom (MB)+2.5 m+45 m lufting jib

**NOTES:**

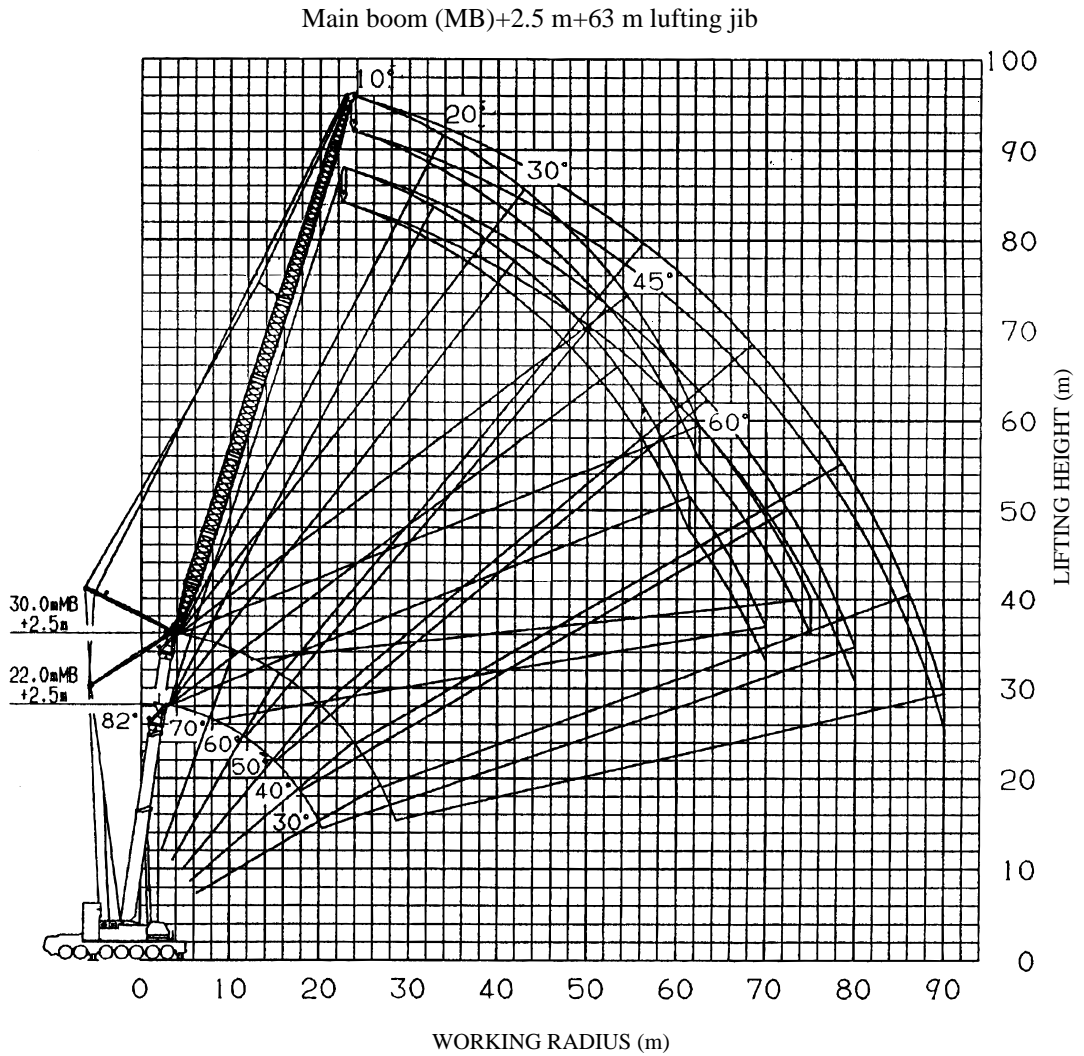
1. The deflection of the boom and jib is not incorporated in the figure above.
The above figure is maximum load radius for Performance LA.
2. Lifting height of the 26.0 m boom is not illustrated.

Main boom (MB)+2.5 m+54 m lufting jib



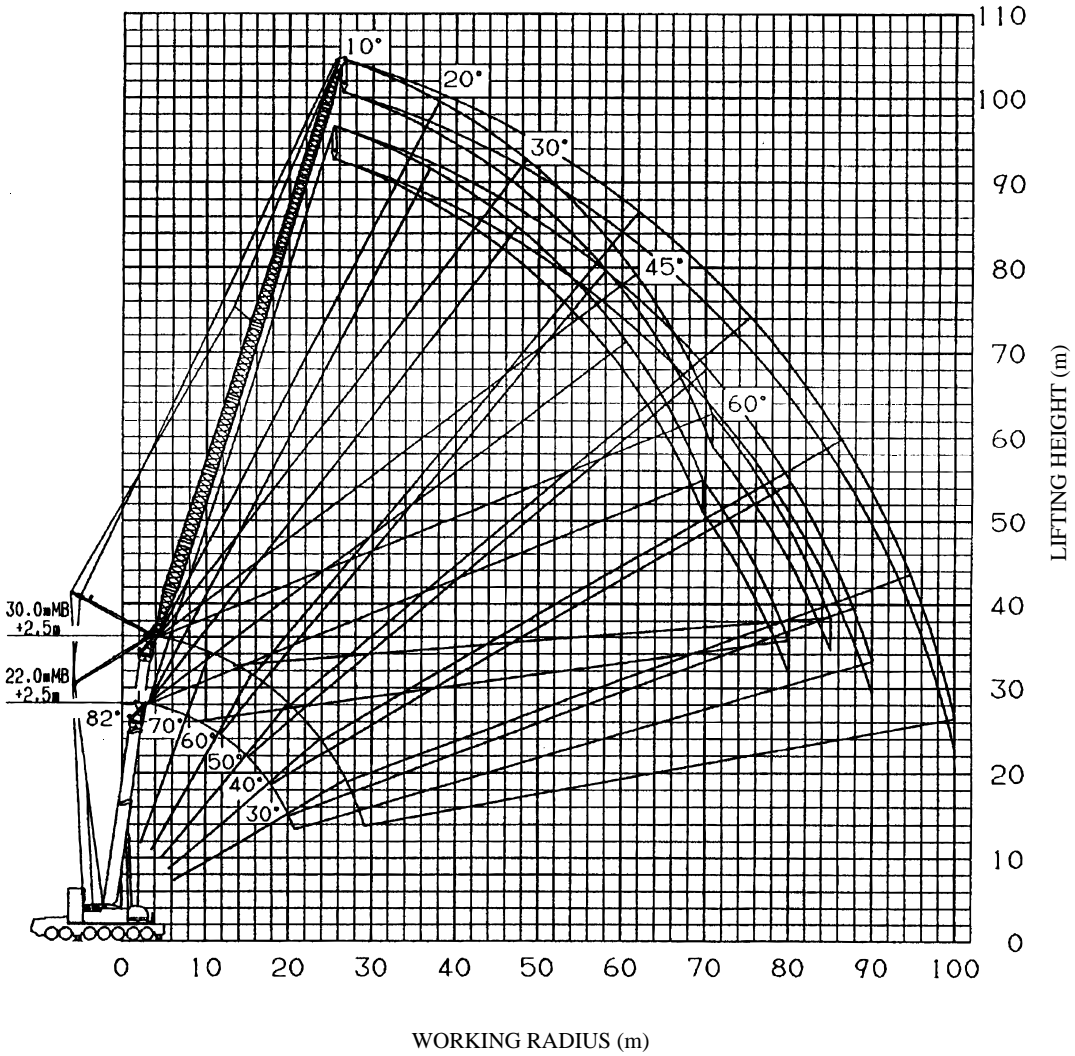
NOTES:

1. The deflection of the boom and jib is not incorporated in the figure above.
The above figure is maximum load radius for Performance LA.
2. Lifting height of the 26.0 m boom is not illustrated.

**NOTES:**

1. The deflection of the boom and jib is not incorporated in the figure above.
The above figure is maximum load radius for Performance LA.
2. Lifting height of the 26.0 m boom is not illustrated.

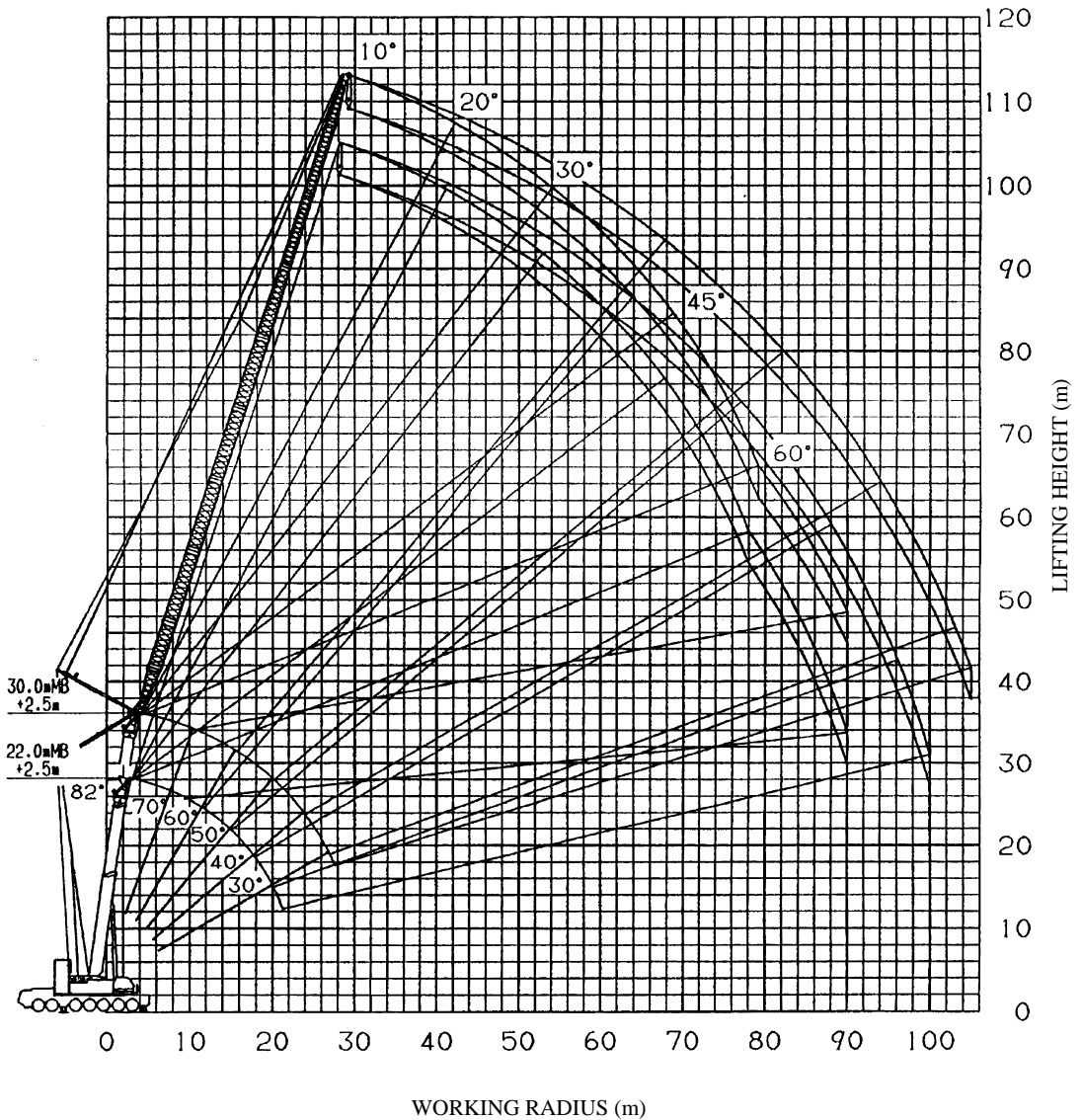
Main boom (MB)+2.5 m+72 m lufting jib



NOTES:

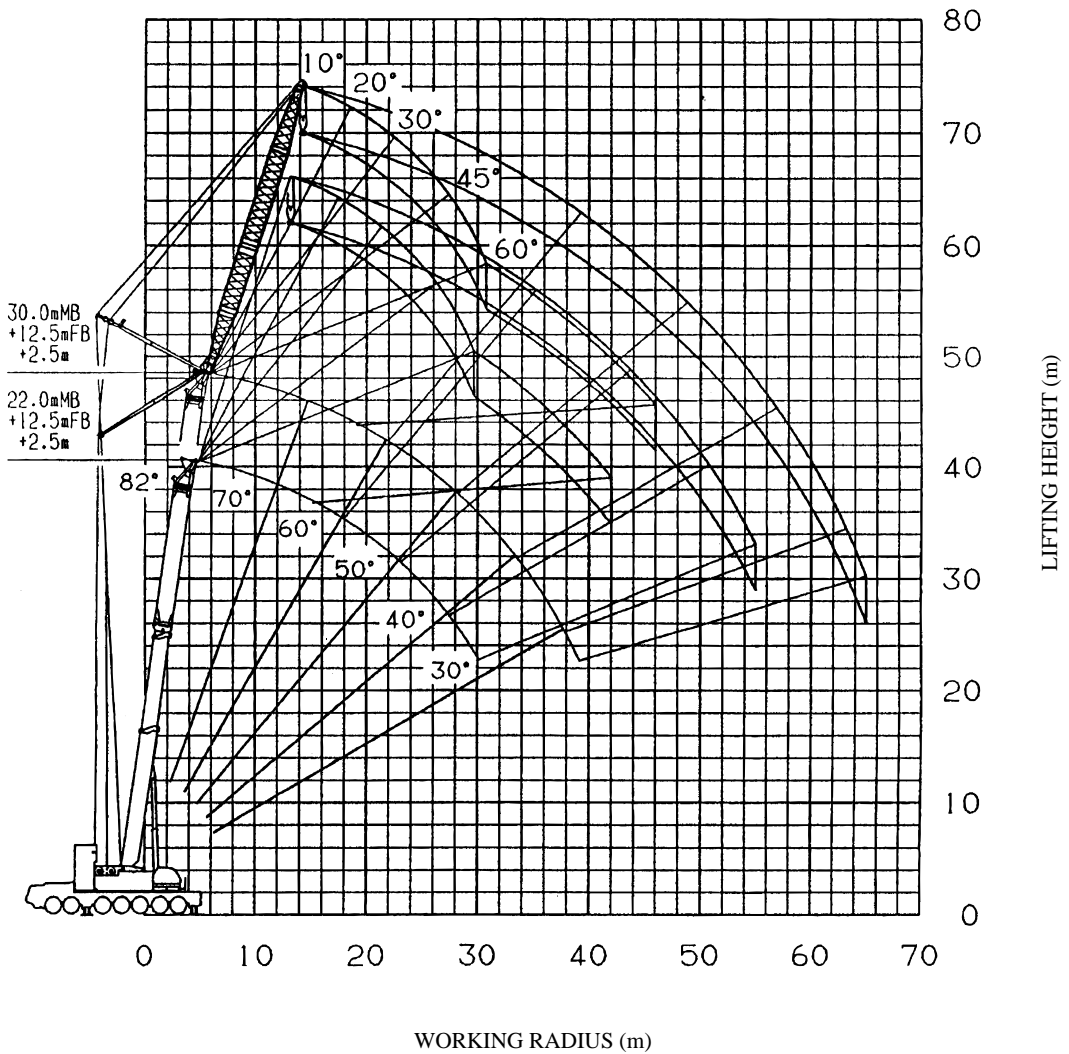
1. The deflection of the boom and jib is not incorporated in the figure above.
The above figure is maximum load radius for Performance LA.
2. Lifting height of the 26.0 m boom is not illustrated.

Main boom (MB)+2.5 m+81 m lifting jib

**NOTES:**

1. The deflection of the boom and jib is not incorporated in the figure above.
The above figure is maximum load radius for Performance LA.
2. Lifting height of the 26.0 m boom is not illustrated.

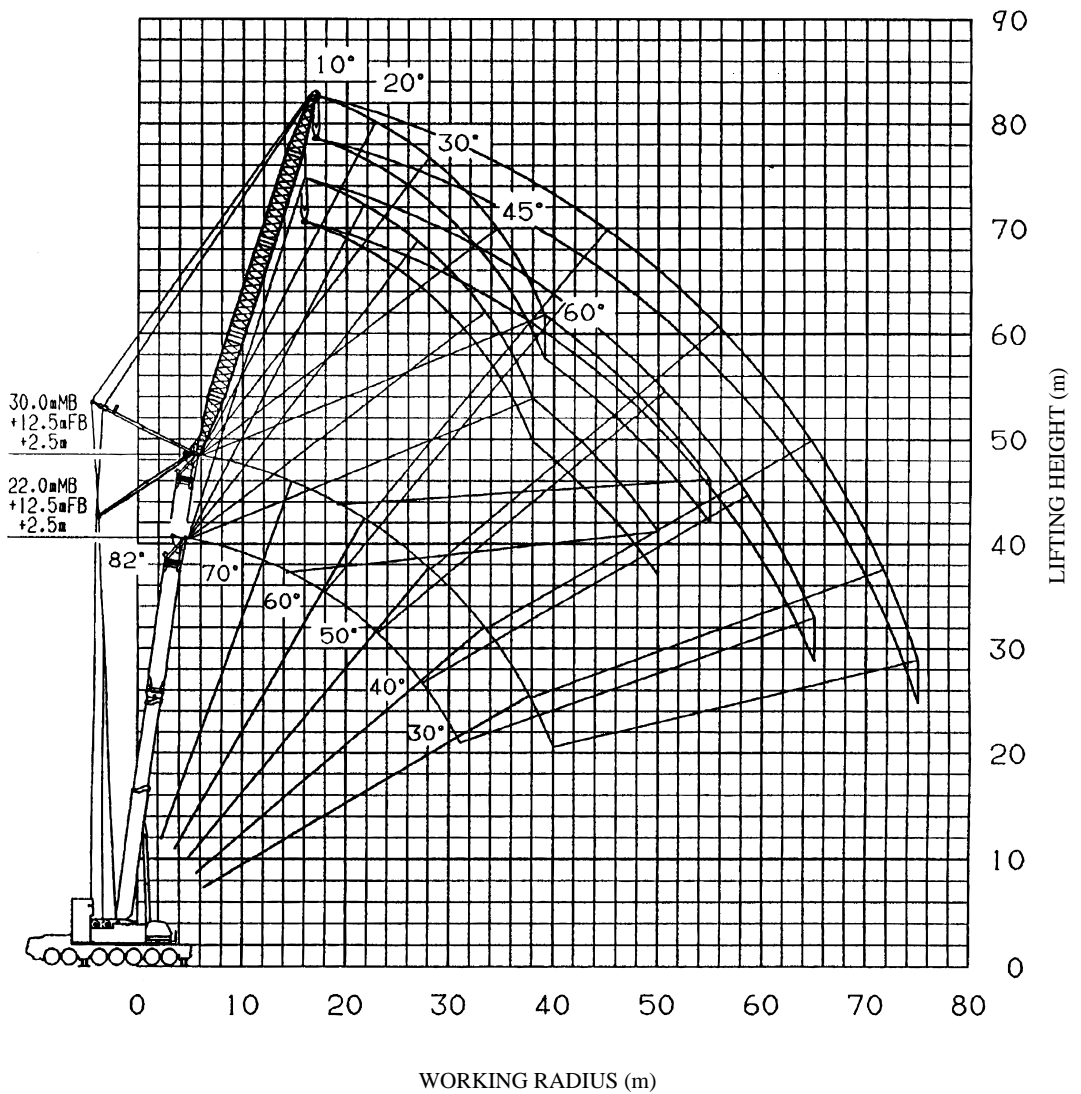
Main boom (MB)+Fixed boom (FB)+2.5 m+27 m lifting jib



NOTES:

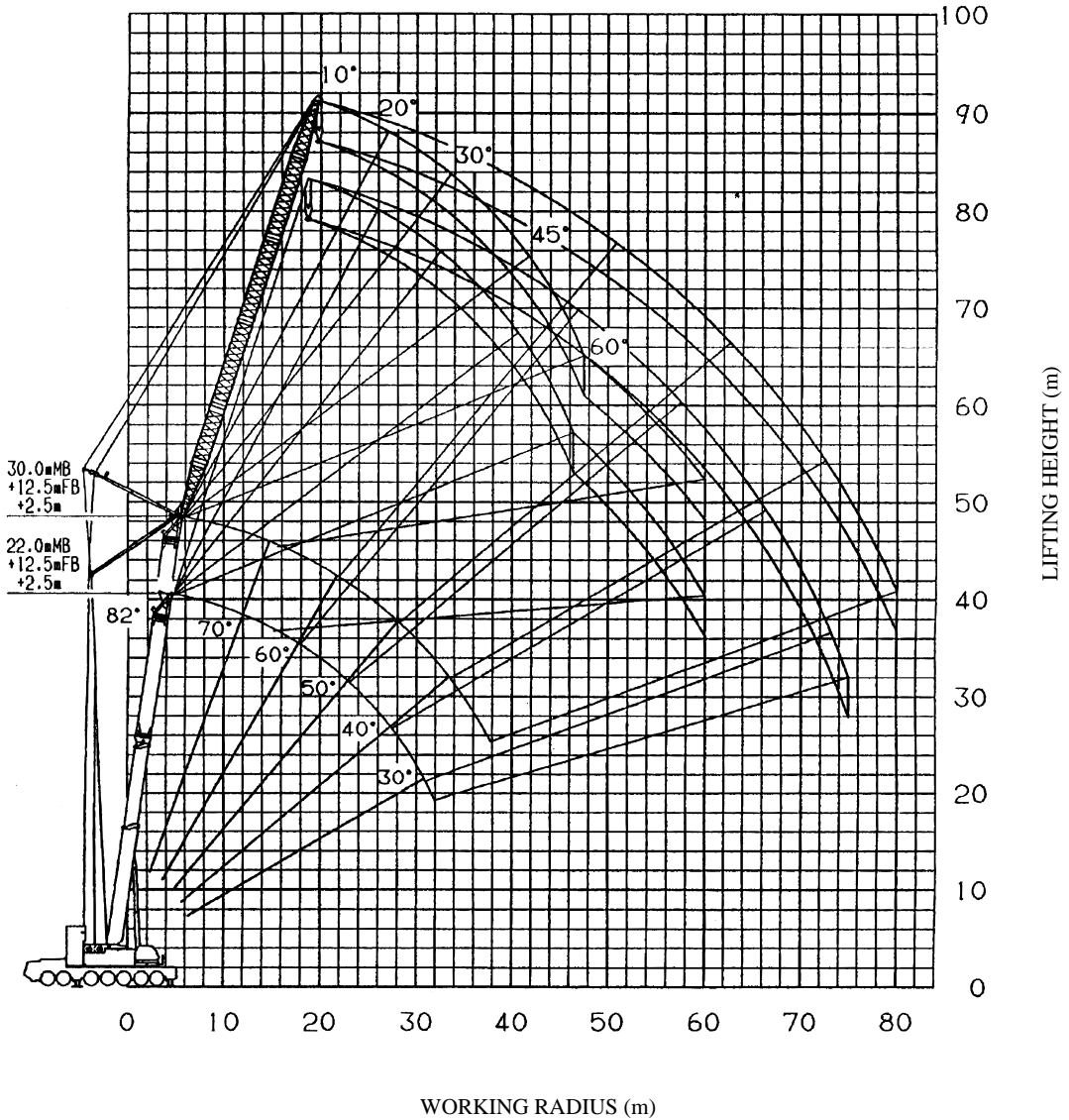
1. The deflection of the boom and jib is not incorporated in the figure above. The above figure is maximum load radius for Performance LA.
2. Lifting height of the 26.0 m boom is not illustrated.

Main boom (MB)+Fixed boom (FB)+2.5 m+36 m lifting jib

**NOTES:**

1. The deflection of the boom and jib is not incorporated in the figure above.
The above figure is maximum load radius for Performance LA.
2. Lifting height of the 26.0 m boom is not illustrated.

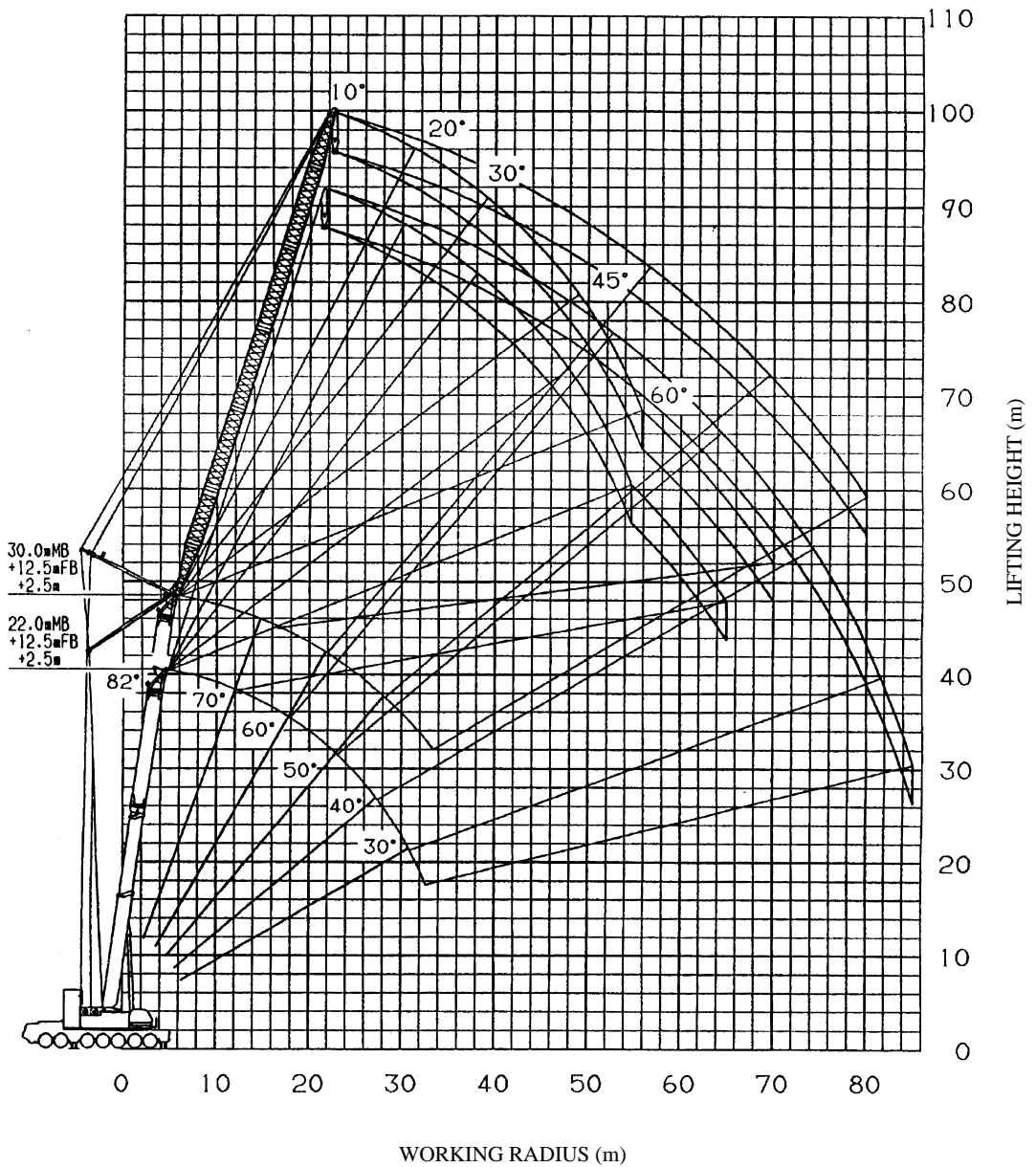
Main boom (MB)+Fixed boom (FB)+2.5 m+45 m lufing jib



NOTES:

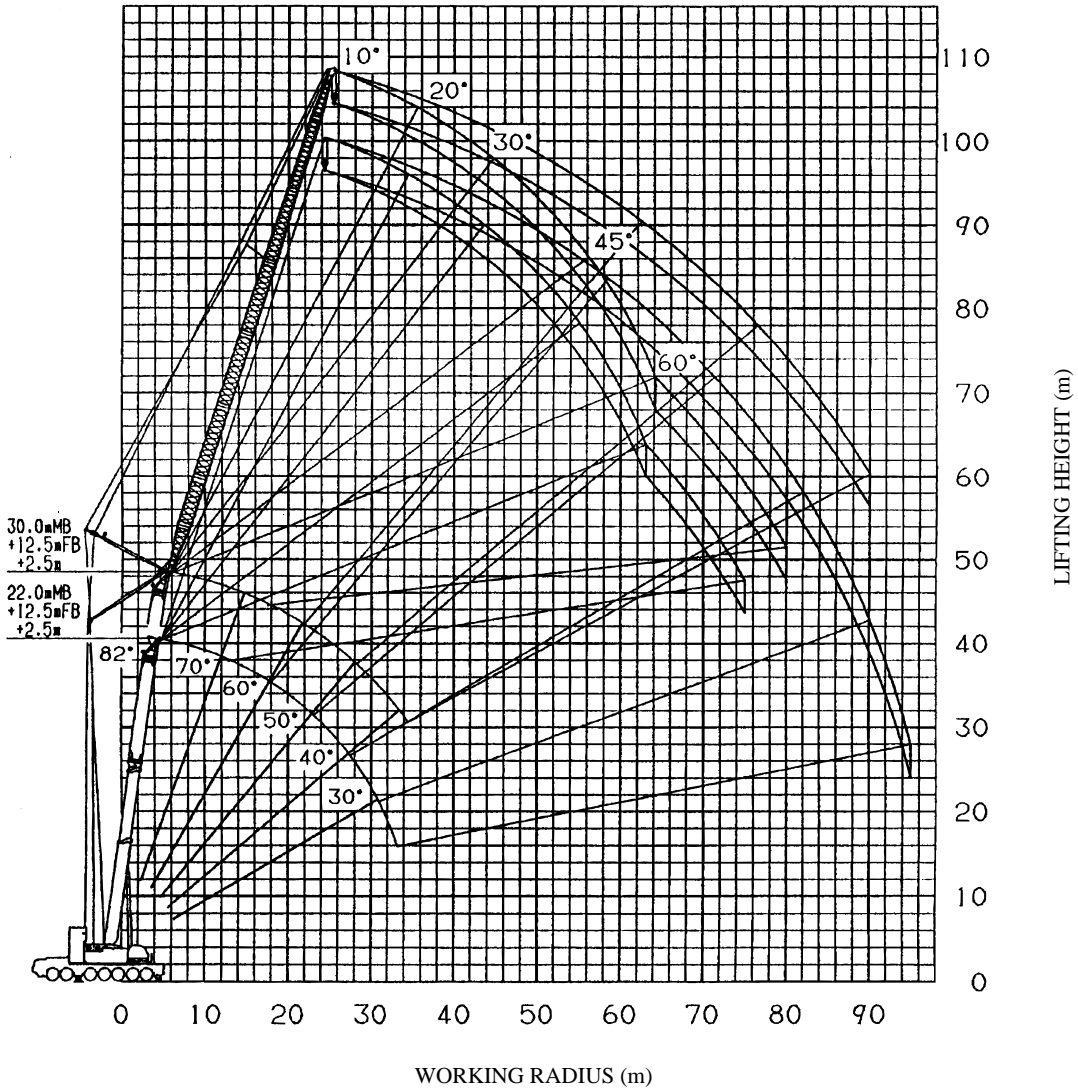
1. The deflection of the boom and jib is not incorporated in the figure above.
The above figure is maximum load radius for Performance LA.
2. Lifting height of the 26.0 m boom is not illustrated.

Main boom (MB)+Fixed boom (FB)+2.5 m+54 m lifting jib

**NOTES:**

1. The deflection of the boom and jib is not incorporated in the figure above.
The above figure is maximum load radius for Performance LA.
2. Lifting height of the 26.0 m boom is not illustrated.

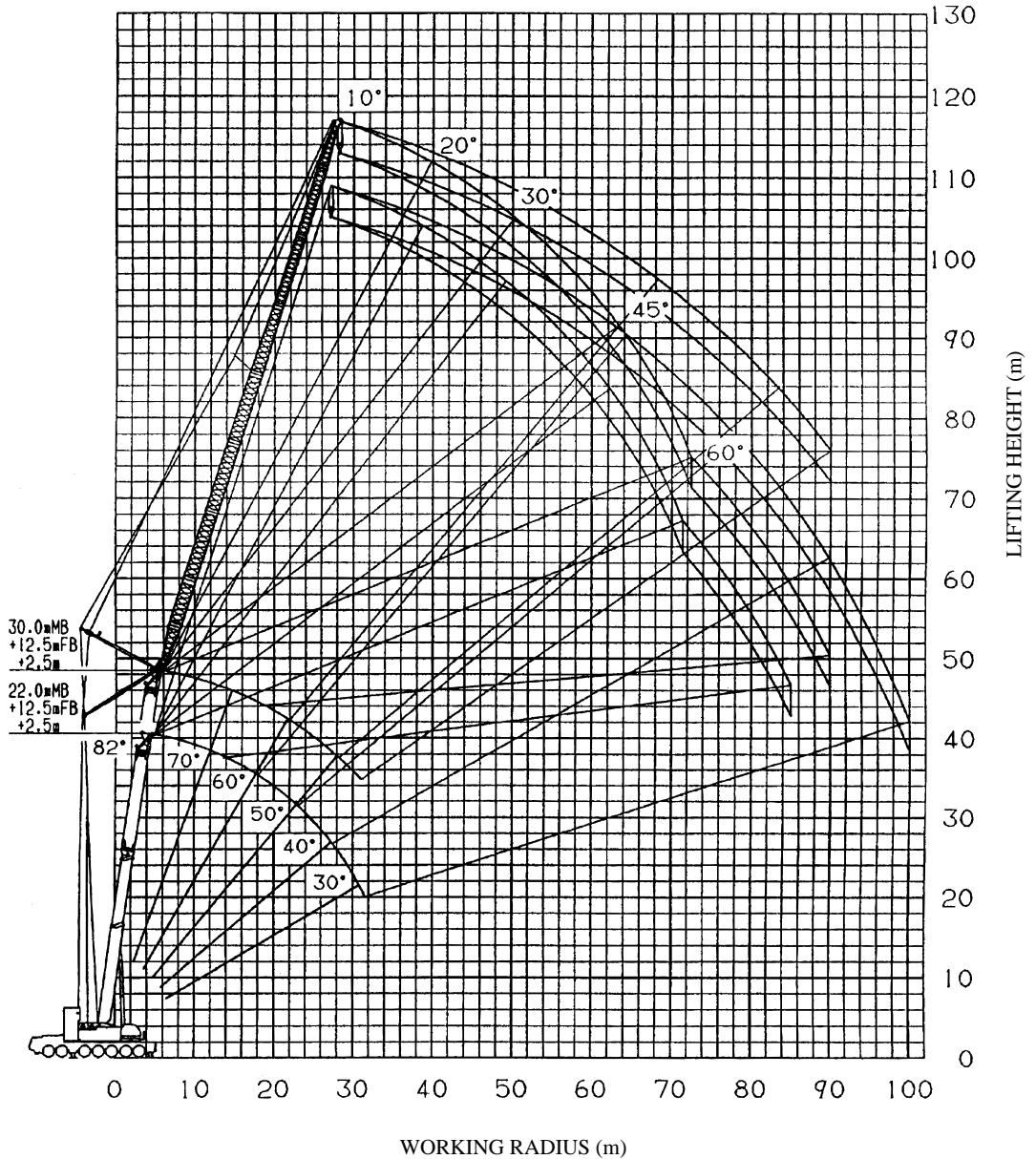
Main boom (MB)+Fixed boom (FB)+2.5 m+63 m lufting jib



NOTES:

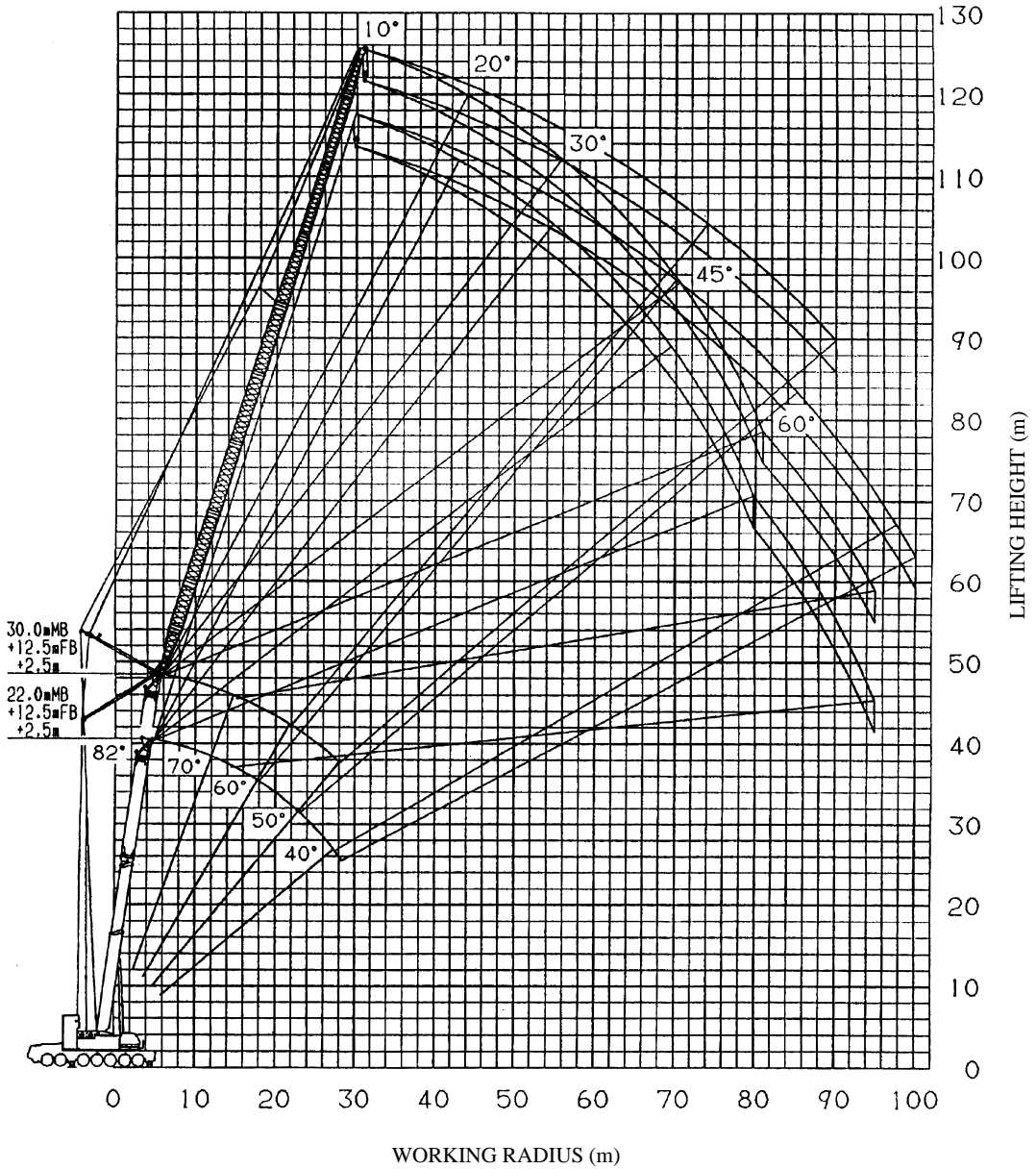
1. The deflection of the boom and jib is not incorporated in the figure above.
The above figure is maximum load radius for Performance LA.
2. Lifting height of the 26.0 m boom is not illustrated.

Main boom (MB)+Fixed boom (FB)+2.5 m+72 m lifting jib

**NOTES:**

1. The deflection of the boom and jib is not incorporated in the figure above.
The above figure is maximum load radius for Performance LA.
2. Lifting height of the 26.0 m boom is not illustrated.

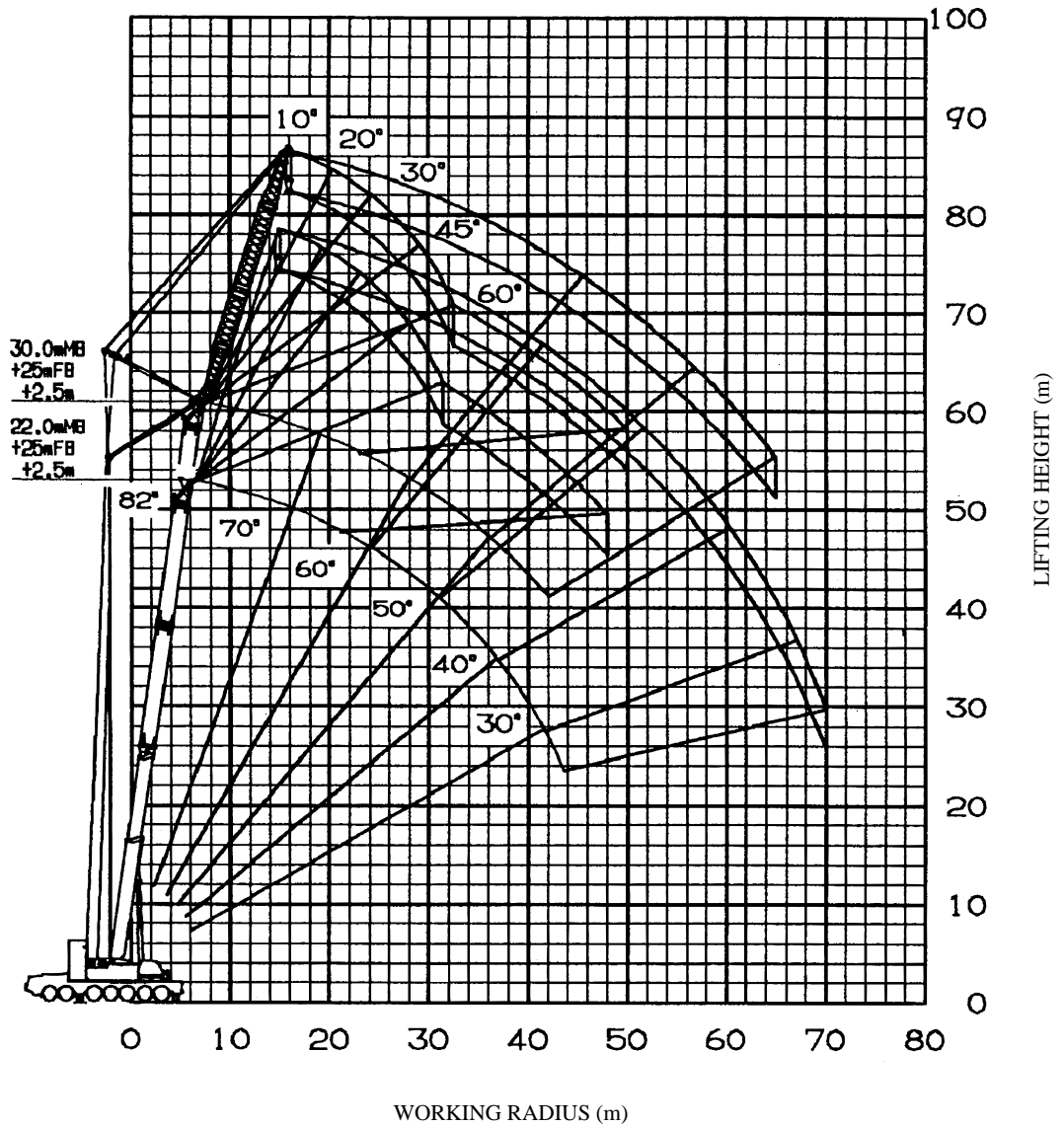
Main boom (MB)+Fixed boom (FB)+2.5 m+81 m lifting jib



NOTES:

1. The deflection of the boom and jib is not incorporated in the figure above.
The above figure is maximum load radius for Performance LA.
2. Lifting height of the 26.0 m boom is not illustrated.

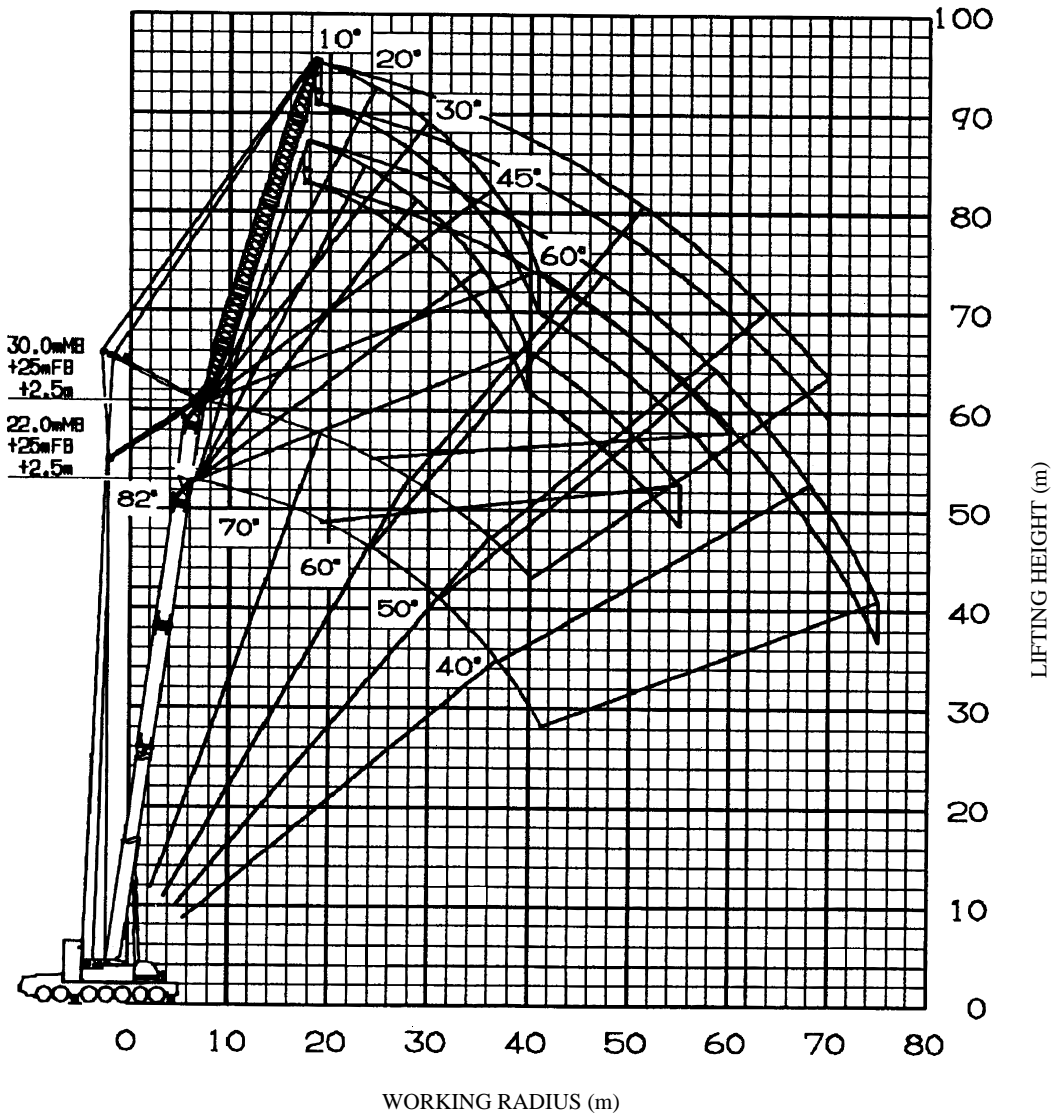
Main boom (MB)+Fixed boom (FB)× 2+2.5 m+27 m lifting jib



NOTES:

1. The deflection of the boom and jib is not incorporated in the figure above.
The above figure is maximum load radius for Performance LA.
2. Lifting height of the 26.0 m boom is not illustrated.

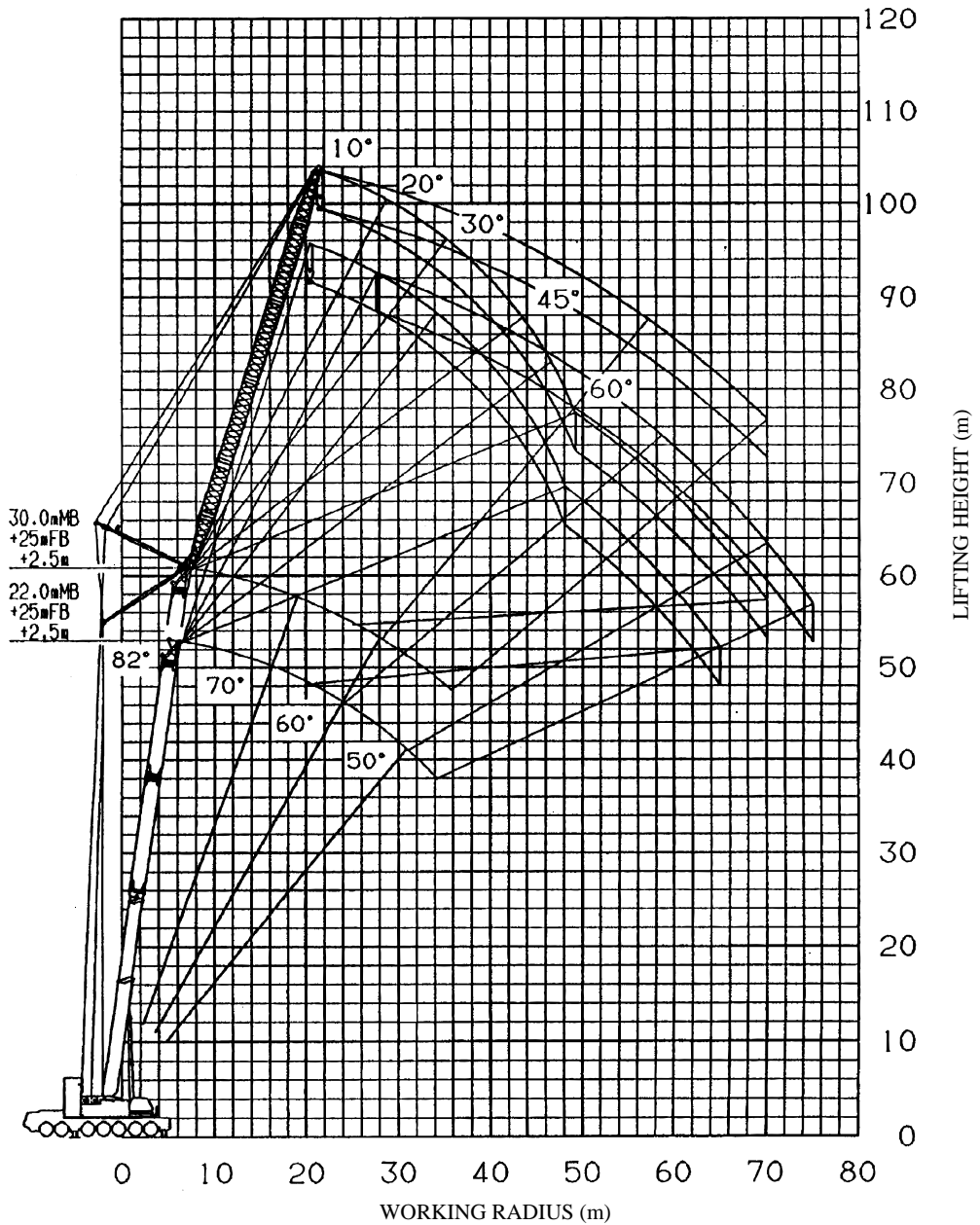
Main boom (MB)+Fixed boom (FB)× 2+2.5 m+36 m lifting jib



NOTES:

1. The deflection of the boom and jib is not incorporated in the figure above.
The above figure is maximum load radius for Performance LA.
2. Lifting height of the 26.0 m boom is not illustrated.

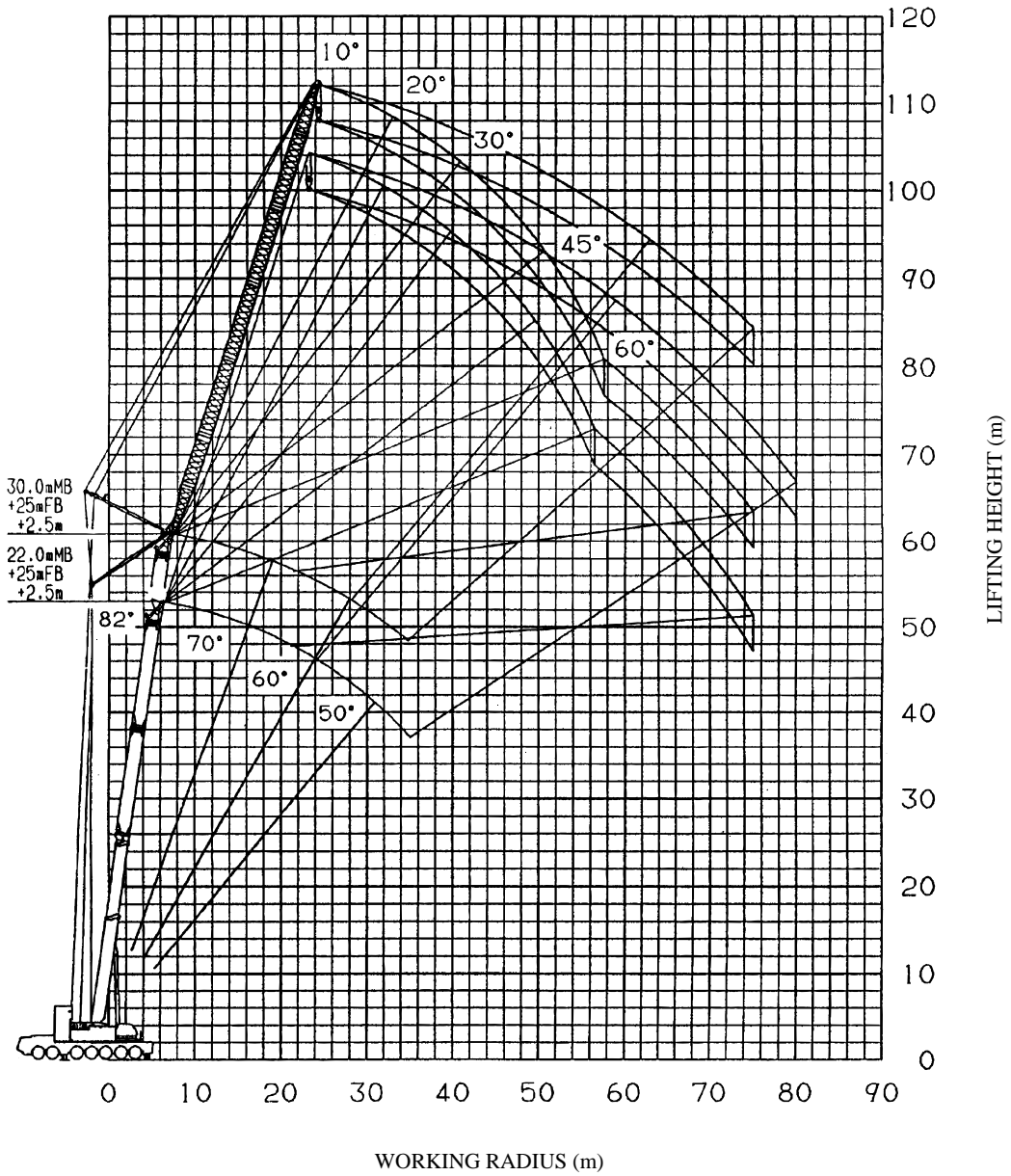
Main boom (MB)+Fixed boom (FB)× 2+2.5 m+45 m lifting jib



NOTES:

1. The deflection of the boom and jib is not incorporated in the figure above.
The above figure is maximum load radius for Performance LA.
2. Lifting height of the 26.0 m boom is not illustrated.

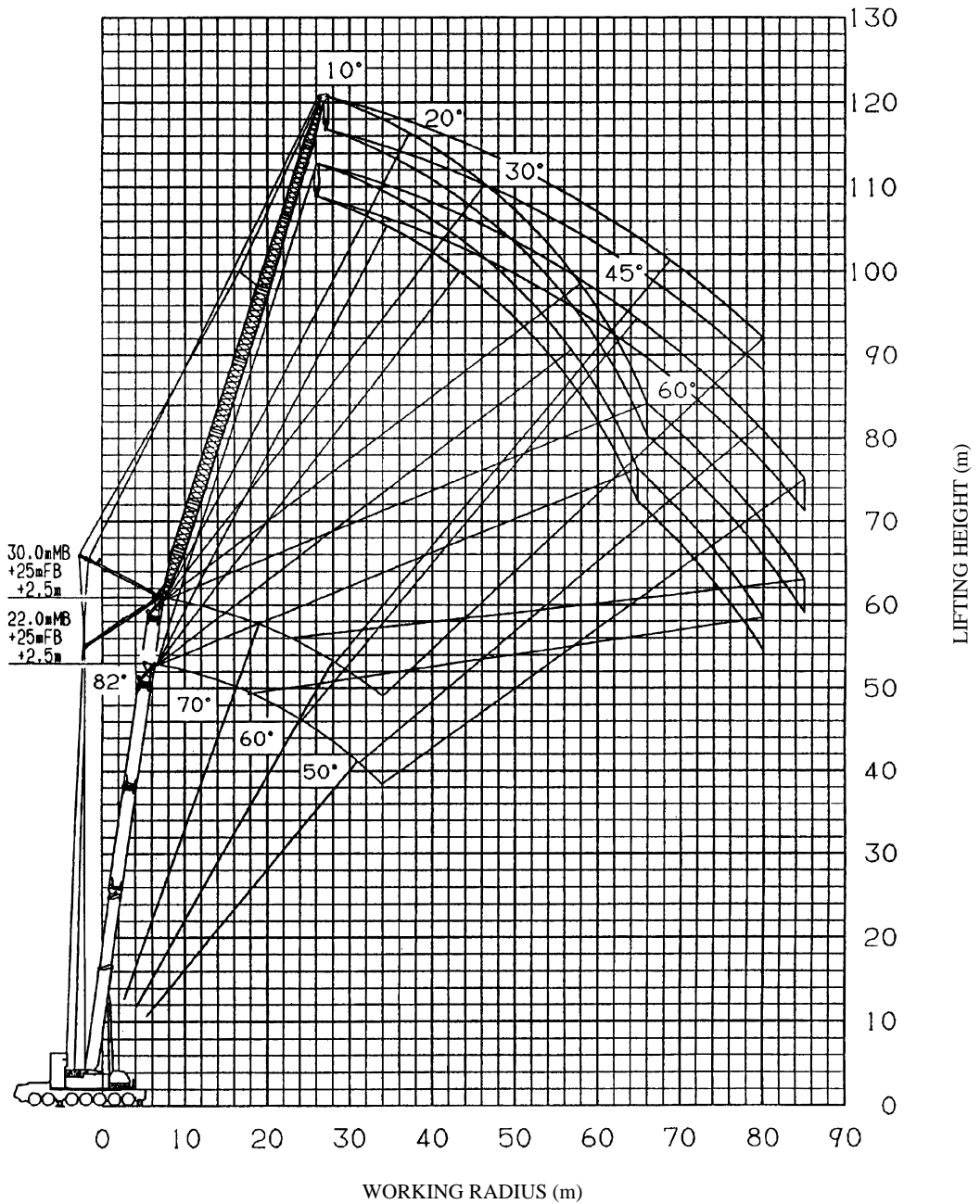
Main boom (MB)+Fixed boom (FB)× 2+2.5 m+54 m lufting jib



NOTES:

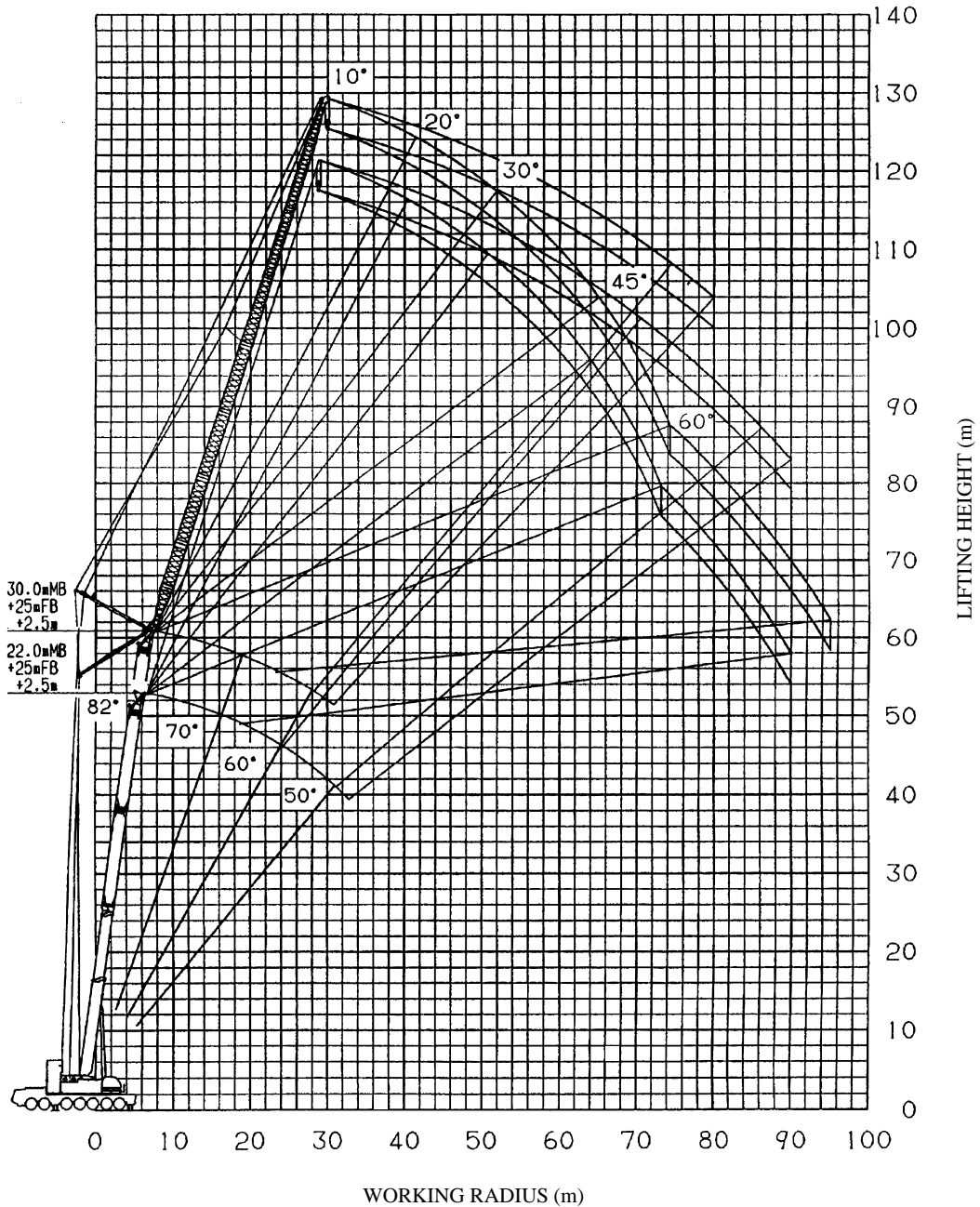
1. The deflection of the boom and jib is not incorporated in the figure above.
The above figure is maximum load radius for Performance LA.
2. Lifting height of the 26.0 m boom is not illustrated.

Main boom (MB)+Fixed boom (FB)× 2+2.5 m+63 m lifting jib

**NOTES:**

1. The deflection of the boom and jib is not incorporated in the figure above.
The above figure is maximum load radius for Performance LA.
2. Lifting height of the 26.0 m boom is not illustrated.

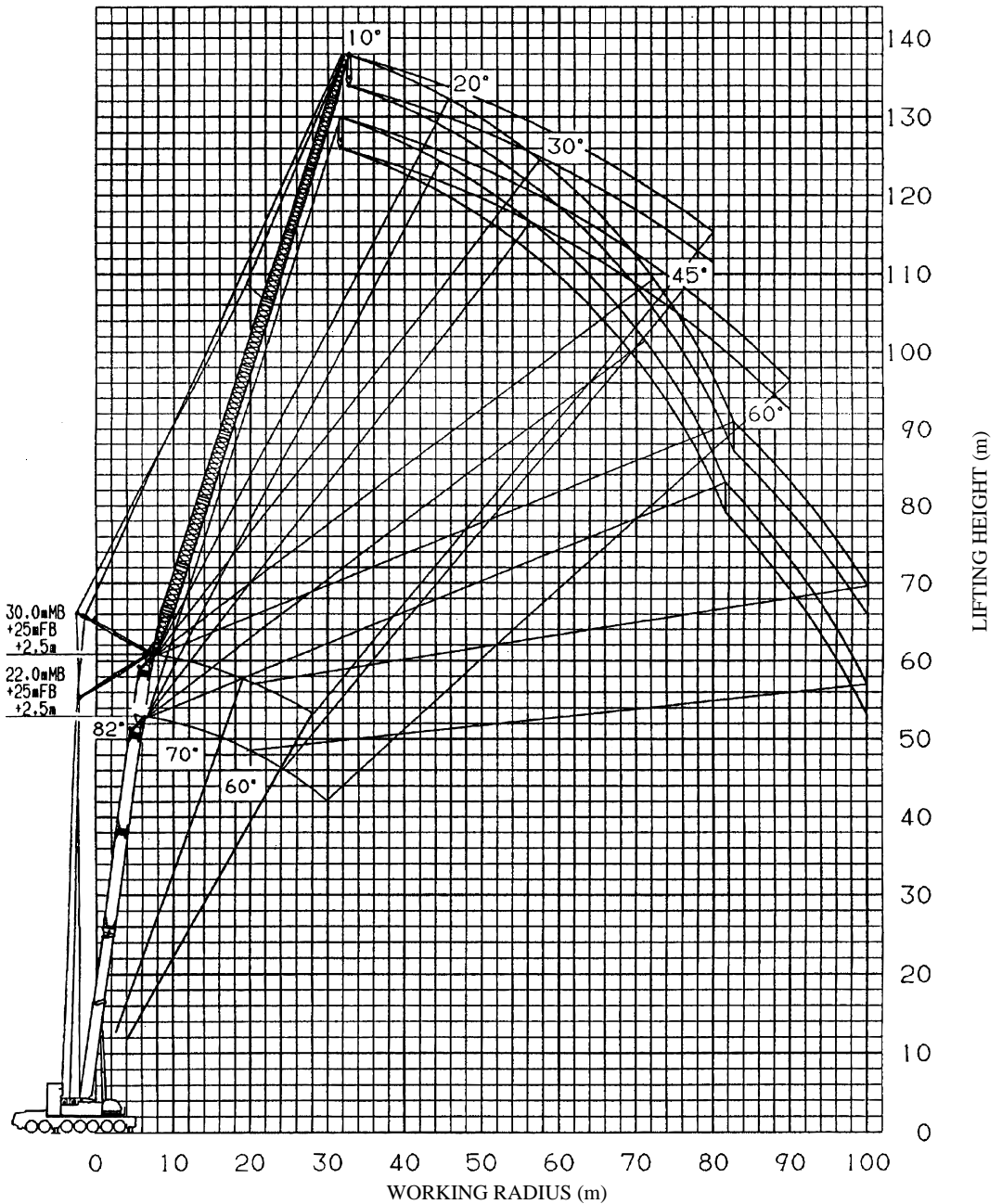
Main boom (MB)+Fixed boom (FB)× 2+2.5 m+72 m lifting jib



NOTES:

1. The deflection of the boom and jib is not incorporated in the figure above.
The above figure is maximum load radius for Performance LA.
2. Lifting height of the 26.0 m boom is not illustrated.

Main boom (MB)+Fixed boom (FB)× 2+2.5 m+81 m lifting jib

**NOTES:**

1. The deflection of the boom and jib is not incorporated in the figure above.
The above figure is maximum load radius for Performance LA.
2. Lifting height of the 26.0 m boom is not illustrated.

