



EXP 5015



Operators cabin with large windows for a better visibility. The front window, with double wiper, opens, completely disappearing under the top of the cab.

The rotating orange light is standard. Working light standard fitted on the top of the cab guarantee a good visibility also during the darker hours of the day. It is possible, as option, to fit extra working halogen/ xenon lights.

The clear visual **instrumentation panel** allows monitoring of all machines functions: engine rpm, engine liquid temperature, fuel level, engine oil pressure light, batteries voltage indicator, lights for air filter and hydraulic oil filter clogging, total an partial hour counter. There are also controls dedicated to auxiliary functions.



Comfortable drive : Extra large seat with 10 regulation modalities, adjustable arms, headrest, and seat heating. In addition, a safety device on the left arm rest when it is in the down position. 2 taps for lower the cabin in case of emergency, one inside the cab and the other one at the ground level.



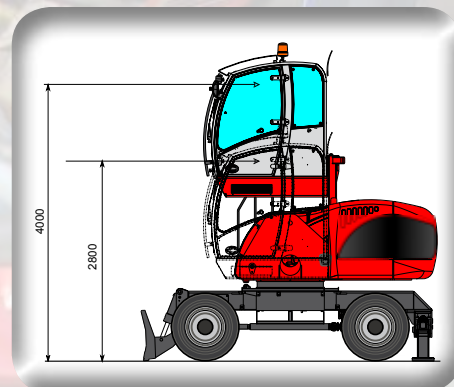


The new EXP 5015 is a machine specifically developed for the material handling activities and with a new eye-catching design.

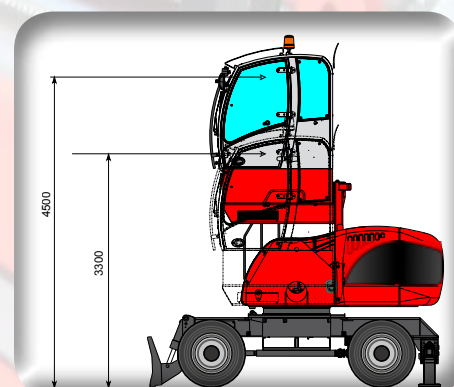
The new EXP5015 is available from 7 to 9 meters reach and all the possible attachments for the material handling sectors: grabs for scrap, orange peel grabs, magnet plates, grab for logs, clamshell grabs etc.

The new EXP5015 is the most equipped machine in its sector, the standard configuration is almost complete: working lights over the cabin, handrails and safety steps, front window screen protection, overload warning device, break valves on all the cylinders.

The other optional available, are also useful for a comfortable and safe use of the machine: radio cd player, anti-theft, automatic greasing system, air conditioning, total cabin protection, rear camera on counterweight with 7" coloured display into the cabin, host cylinder's rod protection, protection for the transmission on undercarriage, generator system, etc...



Operators cabin with hydraulic vertical elevation has a 4 m high reach (operator's eye), and permits always a safety distance of the load content in the grab.




It is possible, on request, to fit a 50 cm fixed extension to increase visibility and permit the operator's eye to reach 4,5 m.



Rear camera on counterweight with 7" color display into the cabin. It's also possible to fit a camera on the secondary stick.





Large radiators, in aluminium with large-meshes and a the new thermostatic controlled cooling fan with (as option) automatic reversible rotation, increase the radiators cleanliness, reduce fuel consumption and noises. It also speeds up the heating of the engine and hydraulic oil, and it anticipates the cabin heating.
Wide anti-slip steps and handles provide ergonomic position to ensure an easy climb.



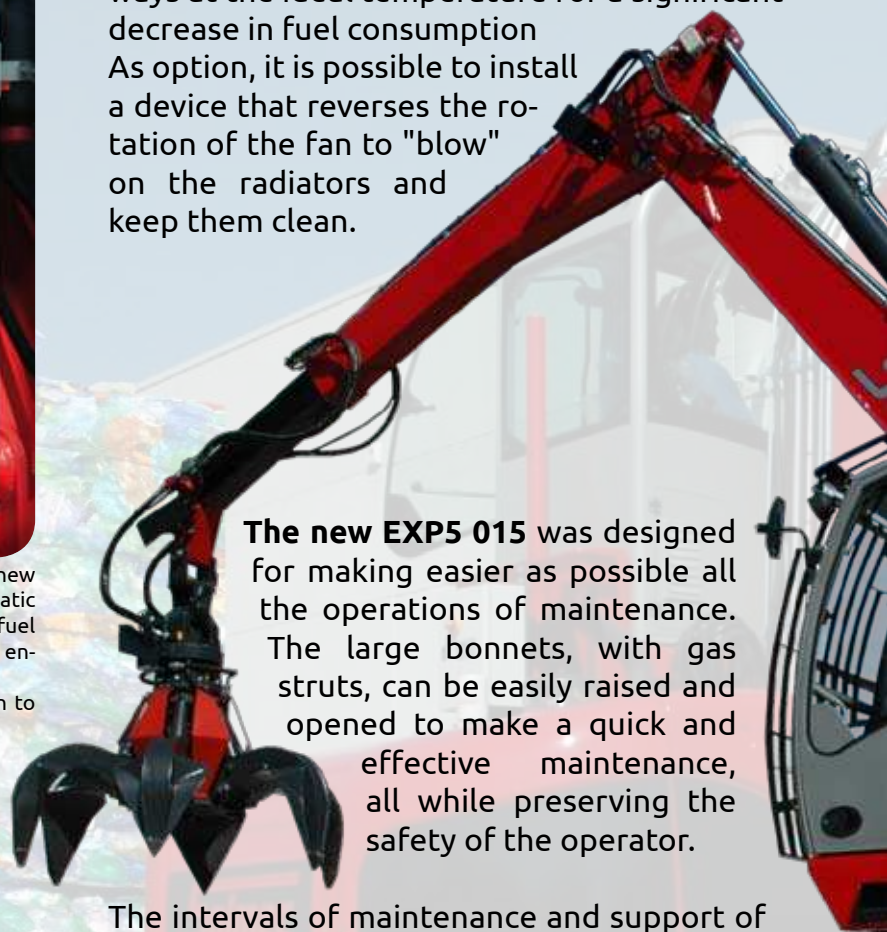
Anti-skid plates to prevent slipping during maintenance work, improving safety.

The step is manually removable for easy access and cleaning of the radiators.



The new EXP 5015 is environmentally friendly. The new engine 3.6L4T4i (Tier 4i) with catalyst DVERT®, ensures low environmental impact, reduced noise and vibration, low maintenance costs and low fuel consumption.

The **new cooling fan** with thermostatic control, reduces noises considerably and keeps the fluids always at the ideal temperature for a significant decrease in fuel consumption. As option, it is possible to install a device that reverses the rotation of the fan to "blow" on the radiators and keep them clean.



The new EXP5 015 was designed for making easier as possible all the operations of maintenance. The large bonnets, with gas struts, can be easily raised and opened to make a quick and effective maintenance, all while preserving the safety of the operator.

The intervals of maintenance and support of **the new EXP 5015** have been extended to reduce maintenance time, increase machine availability and reduce operating costs. The majority of the grease points are easily accessible from the ground.

Lockable battery box with general on/off switch standard included and batteries protection plate.



For the slew ring and arms is available (as option) a programmable automatic greasing system.

The new EXP 5015 is more secure; wide anti-slip plates covering the upper structure to prevent slipping during maintenance work and for improving safety. Non-slip steps and hand-rails loose facilitate the ascent and descent of the operator from the machine.

The new EXP 5015 (in accordance with EU directive 2006/42/EC) comes standard with the "OWD" (Overload Warning Device) system that alerts the operator with a visual and acoustic signal on the dashboard when the machine has exceeded the maximum load for this position and effectively blocking the movement of the arms and agreeing only those who will bring the load in a safe position.




Centralized automatic greasing system (as option), to make easier service operations.

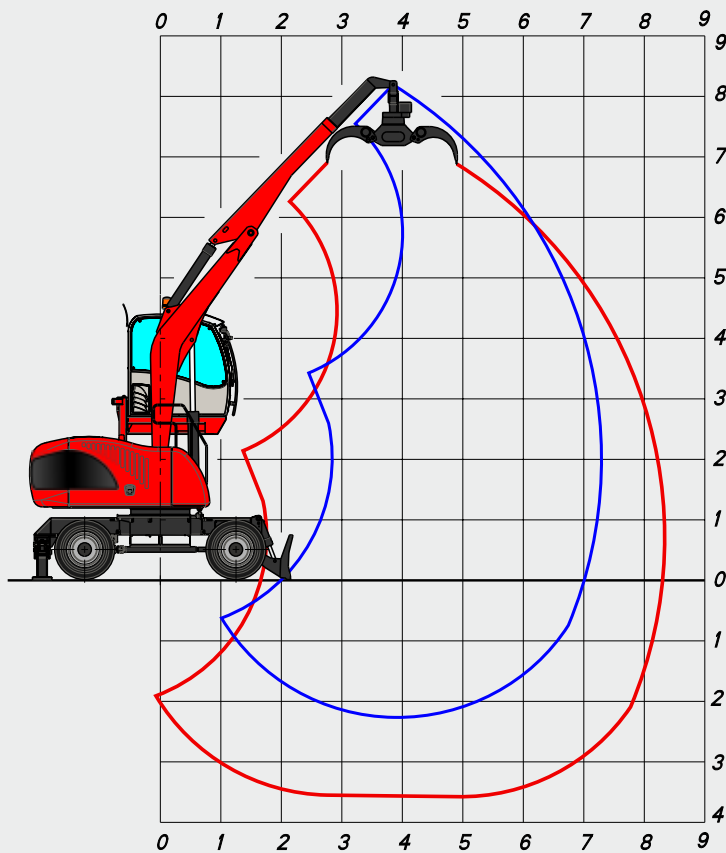


The large bonnet, ensures an extremely easy and safe access to all maintenance points.



Generator for electromagnet driven by a hydraulic motor and mounted on silent blocks





AT7:
Gooseneck boom
4,00 m

Telescopic stick
2,50 - 3,40 m

OPERATING WEIGHT:

16.500 kg

OPERATING WEIGHT WITH, FRONT BLADE
OUTRIGGERS, FULL RUBBER TYRES,
GOOSENECK BOOM 4,00 m,
TELESCOPIC STICK 2,5 - 3,4 m,
R 190 LOGS GRAB AND ROTATOR.

LIFTING CAPACITIES TONS

LIFTING RANGE (m)

HEIGHT CONF. METRES		3,00			4,00			5,00			6,00			7,30		
		↗	○	⊙	↗	○	⊙	↗	○	⊙	↗	○	⊙	↗	○	⊙
6,0	○○ ⊥ ⊥							3,55*	3,55*	3,09	3,63*	3,45	2,59			
								3,55*	3,55*	3,09	3,63*	3,63*	3,16			
4,5	○○ ⊥ ⊥				4,59*	4,59*	3,99	3,65*	3,65*	3,18	3,53*	3,47	2,60			
					4,59*	4,59*	3,99	3,65*	3,65*	3,18	3,53*	3,53*	3,07			
3,0	○○ ⊥ ⊥	6,64*	6,64*	5,78	4,60*	4,60*	4,00	4,09*	4,09*	3,31	3,74*	3,37	2,53			
		6,64*	6,64*	5,78	4,60*	4,60*	4,00	4,09*	4,09*	3,56	3,74*	3,74*	3,25			
1,5	○○ ⊥ ⊥	7,34*	7,34*	6,38	5,61*	5,61*	4,30	4,65*	4,19	3,15	4,03*	3,25	2,44	3,29	2,48	1,86
		7,34*	7,34*	6,38	5,61*	5,61*	4,88	4,65*	4,65*	4,04	4,03*	4,03*	3,50	3,40*	3,40*	2,96
0,0	○○ ⊥ ⊥	8,44*	8,17	6,13	6,26*	5,42	4,06	5,01*	4,01	3,01	4,17*	3,15	2,36			
		8,44*	8,44*	7,34	6,26*	6,26*	5,45	5,01*	5,01*	4,36	4,17*	4,17*	3,63			
-1,5	○○ ⊥ ⊥	8,19*	8,00	6,00	6,17*	5,30	3,97	4,84*	3,93	2,95	3,75*	3,12	2,34			
		8,19*	8,19*	7,13	6,17*	6,17*	5,36	4,84*	4,84*	4,21	3,75*	3,75*	3,26			



LIFTING CAPACITIES ON LONGITUDINAL AXIS



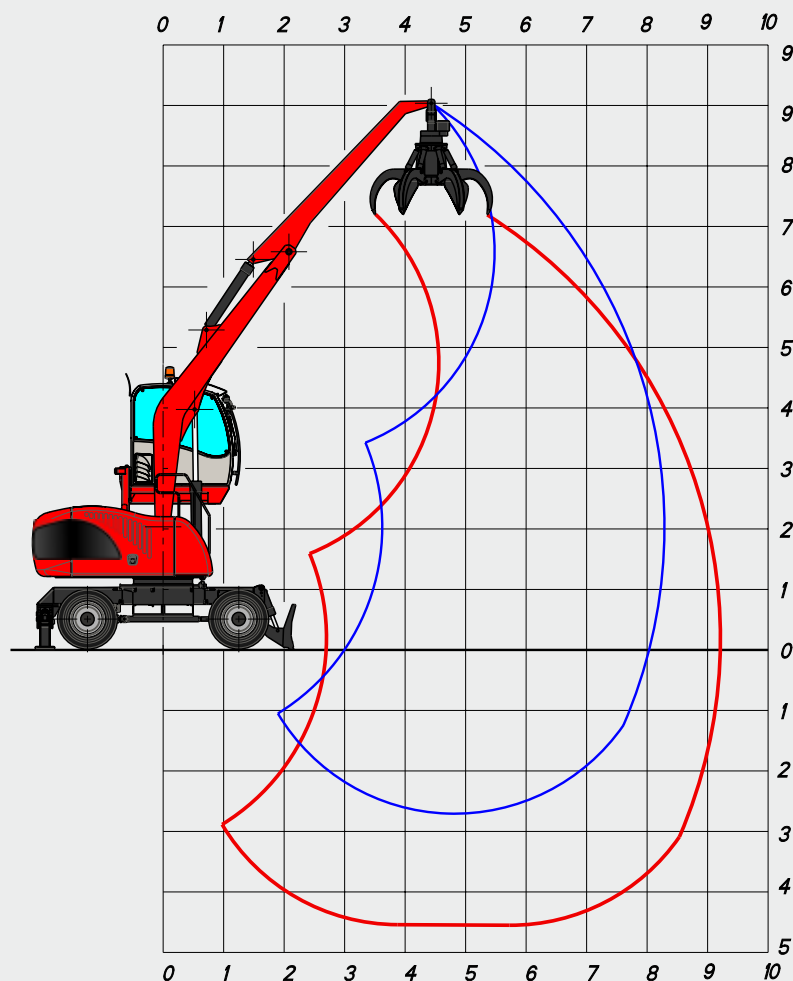
LIFTING CAPACITIES ON 360° WITHOUT SAFETY FACTOR



LIFTING CAPACITIES ON 360° ACCORDING WITH ISO 10567

* = HYDRAULIC LIMIT

LIFTING CAPACITIES ARE ON HOOK WITHOUT GRABS, MACHINE STATIC, LEVEL SOLID GROUND, WITH AXLE LOCKED.



AF8:
Gooseneck boom
5,00 m

Industrial stick
3,40 m

OPERATING WEIGHT:

17.400 kg

OPERATING WEIGHT WITH FRONT BLADE,
OUTRIGGERS, FULL RUBBER TYRES,
GOOSENECK BOOM 5.00 M,
INDUSTRIAL STICK 3.40 M,
RV 320 ORANGE PEEL GRAB WITH
ROTATOR.

LIFTING CAPACITIES TONS

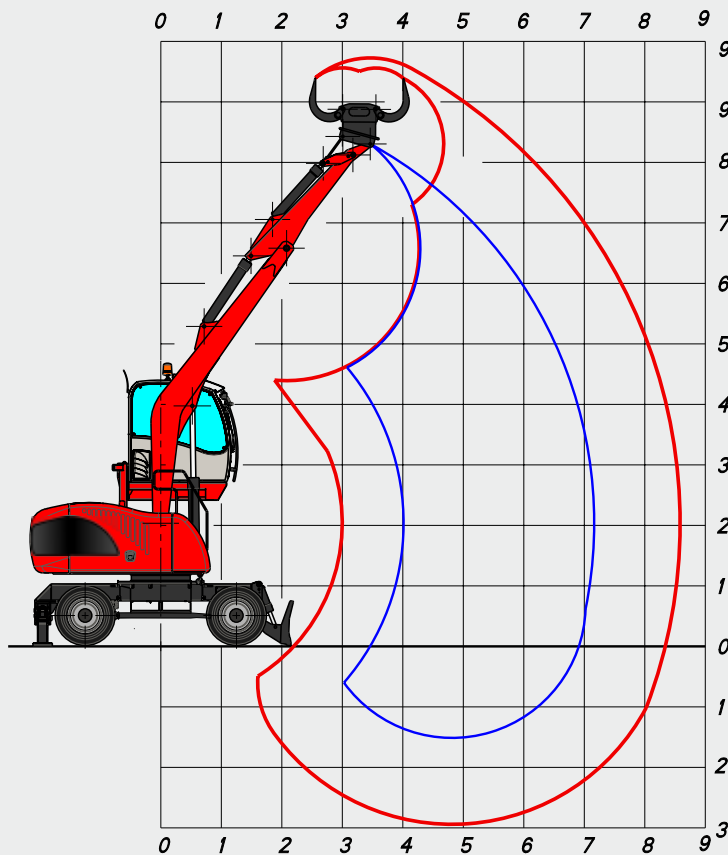
LIFTING RANGE (m)

HEIGHT CONF. METRES		4,00			5,00			6,00			7,00			8,00			8,30		
		↗	○	⊙	↗	○	⊙	↗	○	⊙	↗	○	⊙	↗	○	⊙	↗	○	⊙
6,0	○○ ⊥ ⊥							3,09*	3,09*	2,69	3,04*	2,79	2,10						
								3,09*	3,09*	2,69	3,04*	3,04*	2,65						
4,5	○○ ⊥ ⊥							3,24*	3,24*	2,63	3,06*	2,78	2,08						
								3,24*	3,24*	2,82	3,06*	3,06*	2,66						
3,0	○○ ⊥ ⊥				4,03*	4,03*	3,26	3,55*	3,55*	2,52	3,22*	2,70	2,02	2,92	2,21	1,66			
					4,03*	4,03*	3,50	3,55*	3,55*	3,09	3,22*	3,22*	2,80	2,99*	2,99*	2,60			
1,5	○○ ⊥ ⊥	5,69*	5,50	4,13	4,57*	4,09	3,07	3,87*	3,21	2,40	3,40*	2,60	1,95	2,87	2,16	1,62	2,74	2,06	1,55
		5,69*	5,69*	4,95	4,57*	4,57*	3,97	3,87*	3,87*	3,37	3,40*	3,40*	2,96	3,04*	3,04*	2,64	2,93*	2,93*	2,53
0,0	○○ ⊥ ⊥	6,17*	5,22	3,91	4,90*	3,90	2,92	4,07*	3,08	2,31	3,49*	2,53	1,90	2,84	2,13	1,60			
		6,17*	6,17*	5,36	4,90*	4,90*	4,26	4,07*	4,07*	3,54	3,49*	3,49*	3,03	2,93*	2,93*	2,55			
-1,5	○○ ⊥ ⊥	6,06*	5,11	3,83	4,85*	3,81	2,86	3,99*	3,03	2,27	3,28*	2,50	1,88						
		6,06*	6,06*	5,27	4,85*	4,85*	4,22	3,99*	3,99*	3,48	3,28*	3,28*	2,86						

↗ LIFTING CAPACITIES ON LONGITUDINAL AXIS ○ LIFTING CAPACITIES ON 360° WITHOUT SAFETY FACTOR ⊙ LIFTING CAPACITIES ON 360° ACCORDING WITH ISO 10567

* = HYDRAULIC LIMIT

LIFTING CAPACITIES ARE ON HOOK WITHOUT GRABS, MACHINE STATIC, LEVEL SOLID GROUND, WITH AXLE LOCKED.



AS8:
Gooseneck boom
5,00 m

Selector arm
2,2 m

OPERATING WEIGHT:

17.200 kg

OPERATING WEIGHT WITH, FRONT BLADE,
OUTRIGGERS, FULL RUBBER TYRES, GOOSE-
NECK BOOM 5,00 m,
SELECTOR ARM 2,20 m,
RSG 450F SELECTOR GRAB AND ROTATOR.

LIFTING CAPACITIES TONS WITH "HD" UNDERCARRIAGE

LIFTING RANGE (m)

HEIGHT CONF. METRES		4,00			5,00			6,00			7,00			7,20		
		↗	○	⊙	↗	○	⊙	↗	○	⊙	↗	○	⊙	↗	○	⊙
7,0	○○				3,46*	3,46*	2,78									
	⊥				3,46*	3,46*	3,01									
6,0	○○				3,33*	3,33*	2,81									
	⊥				3,33*	3,33*	2,90									
5,0	○○	3,75*	3,75*	3,26	3,43*	3,43*	2,77	3,24*	2,92	2,19						
	⊥	3,75*	3,75*	3,26	3,43*	3,43*	2,99	3,24*	3,24*	2,82						
4,0	○○	4,19*	4,19*	3,53	3,65*	3,60	2,70	3,32*	2,88	2,16						
	⊥	4,19*	4,19*	3,64	3,65*	3,65*	3,17	3,32*	3,32*	2,89						
3,0	○○	4,81*	4,81*	3,50	3,93*	3,51	2,63	3,46*	2,81	2,11	3,05	2,32	1,74			
	⊥	4,81*	4,81*	4,18	3,93*	3,93*	3,42	3,46*	3,46*	3,01	3,16*	3,16*	2,75			
2,0	○○	5,42*	4,71	3,53	4,21*	3,44	2,58	3,58*	2,75	2,06	3,02	2,29	1,72	2,94	2,23	1,67
	⊥	5,42*	5,42*	4,72	4,21*	4,21*	3,66	3,58*	3,58*	3,12	3,17*	3,17*	2,76	3,10*	3,10*	2,70
1,0	○○	5,78*	4,76	3,57	4,41*	3,41	2,56	3,66*	2,70	2,03	3,00	2,26	1,70			
	⊥	5,78*	5,78*	5,03	4,41*	4,41*	3,83	3,66*	3,66*	3,18	3,12*	3,12*	2,72			
0,0	○○	5,77*	4,76	3,57	4,42*	3,39	2,54	3,57	2,68	2,01						
	⊥	5,77*	5,77*	5,02	4,42*	4,42*	3,85	3,62*	3,62*	3,15						



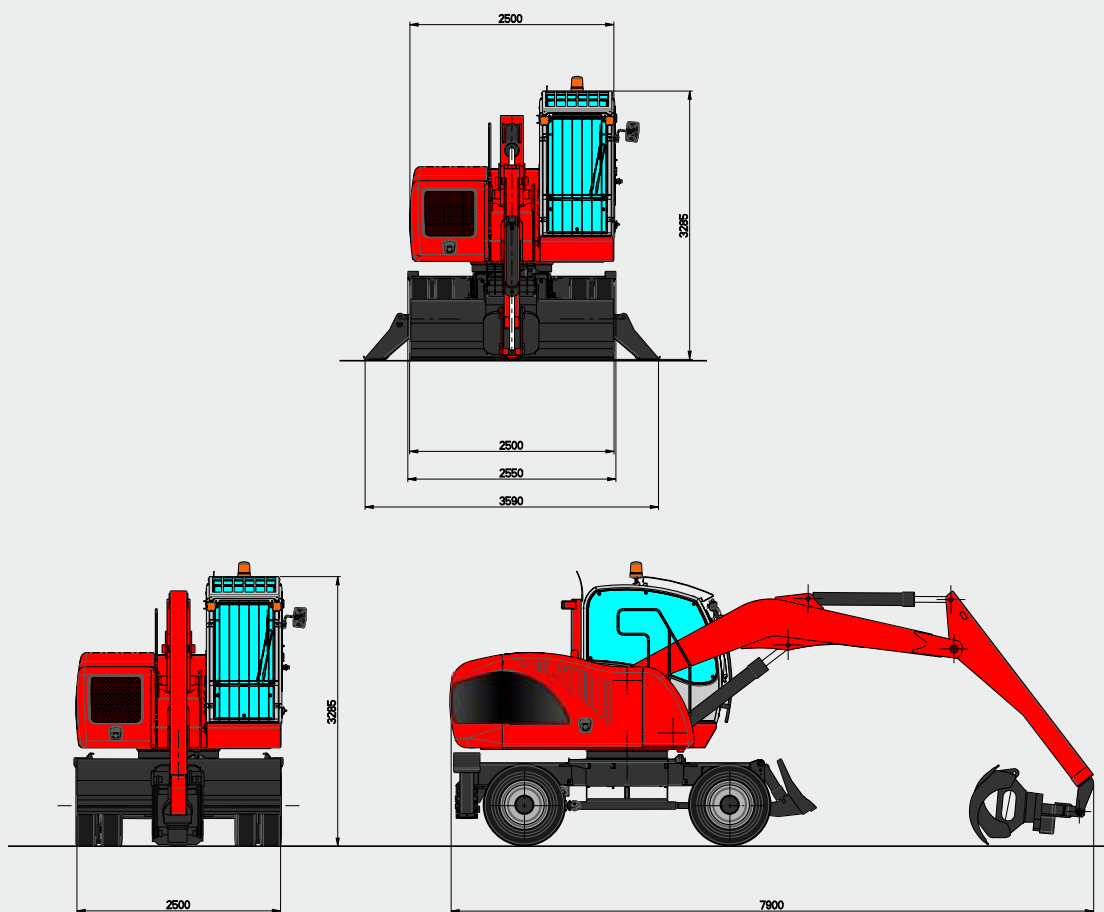
LIFTING CAPACITIES ON LONGITUDINAL AXIS ○ LIFTING CAPACITIES ON 360° WITHOUT SAFETY FACTOR ⊙ LIFTING CAPACITIES ON 360° ACCORDING WITH ISO 10567

* = HYDRAULIC LIMIT

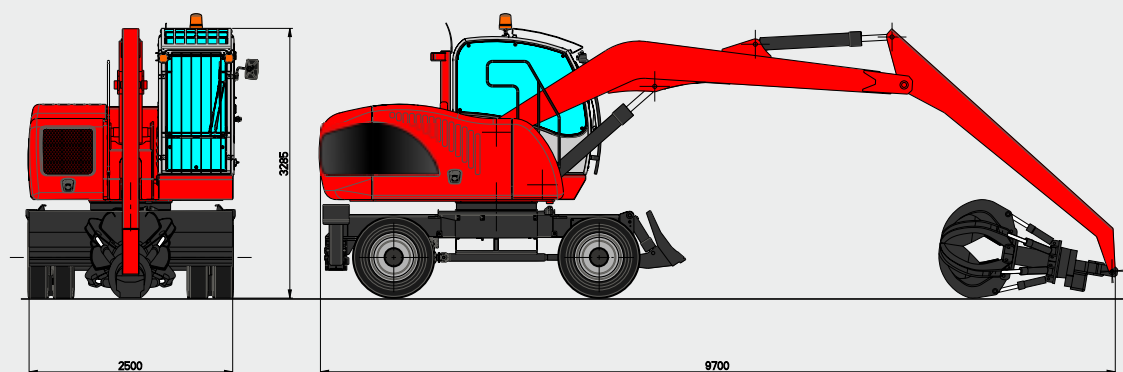
LIFTING CAPACITIES ARE ON HOOK WITHOUT GRABS, MACHINE STATIC, LEVEL SOLID GROUND, WITH AXLE LOCKED.

DIMENSIONS

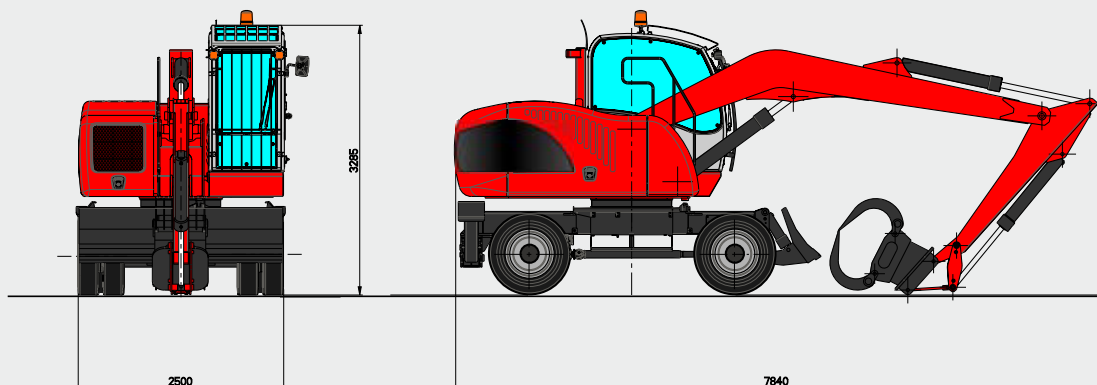
AT7



AF8



AS8



TECHNICAL DATA EXP 5015

DIESEL ENGINE

TCD 3.6 L4 T4i – TIER 4i – Ecological with catalytic converter DVERT® and emissions controlled with electronically controlled injection - 4 cylinders in-line - turbocharged with intercooler air/air - common rail - direct injection - water cooled - electric starting system 24 V -

displacement	3600 cm ³
Power:	74 kW (101 CV) @ 2300 rpm
Max torque:	410 Nm @ 1600 rpm
Tank capacity:	220 l

HYDRAULIC SYSTEM

Open "LOAD SENSING" circuit constituted by a variable displacement axial pump, with automatic flow setting, connected to the Diesel engine, feeding a distributor block composed by 7 elements, with high pressure control valves and anti-choc valves on each element.

Max. flow:	163 l/min
Max. hydraulic pressure:	280 bar
Hydraulic tank capacity:	200 l
Hydraulic circuit capacity:	250 l

Additional pumps for auxiliary services. Hydraulic oil cooling by means aluminium large mesh heat exchanger combined with engine and intercooler radiator. Automatic reversible fan for radiator cleaning (as option).

LOAD SENSING system distributor block with simultaneous movements independent of the load and without interaction with synchronised control of all functions.

TRAVEL

Hydrostatic with 4 wheel drive by means of a variable displacement hydraulic axial piston motor mounted on a two speed gearbox hydraulically operated from the cab coupled to the rear axle

Travel controlled by two separate pedals (one for each travelling direction).

Travel speed (in both directions)

Working speed:	from 0 to 5 km/h
Travel speed:	from 0 to 12 km/h

Differential axles 2,50 m wide with planetary reduction gears on the hubs.

Braking valve integrated on the hydraulic motor.

STEERING

Hydraulic steering system powered by an independent pump. The front floating steering axle can be hydraulically locked from the cabin in any position.

BRAKES

SERVICE BRAKES: disk brake on the driveshaft.

PARKING AND EMERGENCY BRAKES: hydraulically released disk-type brake mounted on driveshaft.

TYRES

Nr 8 "Superelastic" full rubber tyres with rubber spacer rings - 9.00x20

On request twinned tyres
- 9.00x20 - 14P.R.

SWING SYSTEM

Unlimited rotation in both directions by means of an axial piston hydraulic motor with integrated control valve, splined to a double stage reduction gear with oil bath gears. - Anti-shock valves protect the system.

High diameter double row ball bearing ring with internal teeth.

Automatic greasing system

Max rotation speed: 9 rpm

Overall dimensions of rotating turret: 2,25 m

OPERATOR'S CAB

Hydraulically vertical raising operated driver's cab installed on silent block with large windows of tinted heat resistant safety glass; front sliding window, and lateral opening window. Winter heating and summer ventilation installed as standard; on request can be installed an air conditioning system. Radio preset. Double windscreen wiper with washer.

Adjustable operator's seat in its entirety with hydraulic joysticks incorporated in its arms.

CONTROLS

N° 2 hydraulically controlled joysticks to carry out four operations each with electric pushbuttons incorporated. Electro switch for front blade, outriggers, grab rotator, dipper telescopic extension. Electro hydraulic devices for controlling gear box, parking brakes, hydraulic raising of the cab, front axle oscillation lock.

Analogical instruments for checking all the functions as fuel level, engine temperature, hour counter, engine speed indicator, ecc...

ARMS

With reach from 7 to 9 metres.

SOUND LEVELS

SOUND LEVELS (EEC Directive 2000/14/CE)
Inside cab LpA 76 dB (A)

ELECTROMAGNETIC COMPATIBILITY

In accordance with CE Directive (Dir. 2004/108/CE)

OVERLOAD WARNING DEVICE

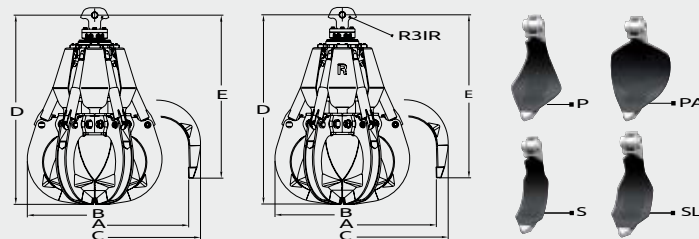
In accordance with CE directive (Dir 2006/42/CE) this device provides to check the crane stability while loading in accordance with loads and distances (as standard). When the stability limits are reached, acoustical and optical warning advise danger conditions before the automatic lock of movements.

ACCESSORIES

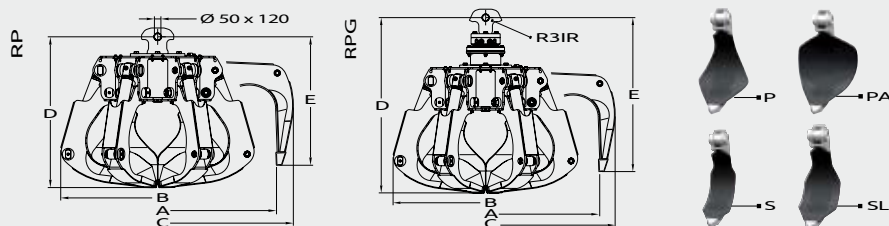
ACCESSORIES	As STANDARD	As OPTIONAL
- N° 8 TWINNED SOLID RUBBER TYRES WITH SPACER RUBBER RINGS	•	
- GEAR AND CARDAN JOINT PROTECTION		•
- HYDRAULIC VERTICAL RAISING CAB	•	
- FRONT WINDOW SCREEN PROTECTION	•	
- FIXED EXTENSION UNDER CABIN 500 MM		•
- "GRAND COMFORT" OPERATOR SEAT	•	
- AIR-CONDITIONING SYSTEM		•
- AIR-CONDITIONING FILTER WITH ACTIVATED CHARCOAL		•
- RADIO CD PLAYER		•
- RADIO CD PLAYER WITH BLUETOOTH®		•
- TWO WORKING LIGHTS OVER THE CABIN	•	
- TWO WORKING XENON LIGHTS OVER THE CABIN		•
- TOTAL PROTECTION FOR THE CABIN		•
- AUTOMATIC GREASING SYSTEM FOR THE UPPERSTRUCTURE		•
- WIDENINGS FOR FRONT DOZER BLADE		•
- THERMOSTATIC FAN	•	
- THERMOSTATIC AUTOMATIC REVERSIBLE FAN		•
- GENERATOR SYSTEM		•
- WORKING LIGHTS ON DIPPER STICK	•	
- WORKING XENON LIGHTS ON DIPPER STICK		•
- HOIST CYLINDER'S RODS PROTECTION		•
- SAFETY VALVES ON ALL THE CYLINDERS	•	
- OVERLOAD WARNING DEVICE	•	
- WORKING LIGHTS ON UPPERSTRUCTURE		•
- TOWING HOOK		•
- LOCKING ARCH FOR LONG LOGS ON BOOM AND/OR STICK		•
- STEERING ON JOYSTICK		•
- CATALYTIC MUFFLER	•	
- ADDITIONAL HEATING SYSTEM FOR COLD WEATHER COUNTRIES		•
- CAMERA WITH 7" COLOURED DISPLAY INTO THE CABIN		•
- FUEL AND HYDRAULIC OIL REFILLING PUMPS		•
- VARIABLE DISPLACEMENT TRAVEL MOTOR		•
- ANTI-THEFT "MED" IMMOBILIZER DEVICE		•

ATTACHMENTS

ORANGE PEEL GRABS FOR SCRAP

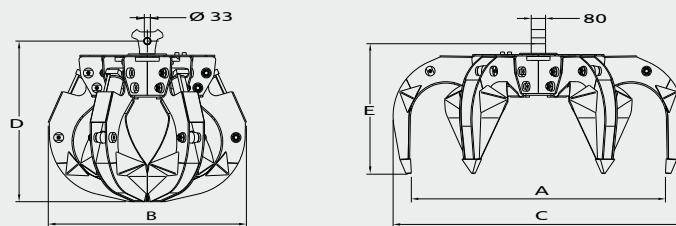


Model	Capacity	Tines	Weight	Nb of Tines	Dimensions in mm				
					A	B	C	D	E
RV320	320l	P - PA - S - SL	620 kg	5	1680	1170	1800	1320	1100
RV320	320l	P - PA - S - SL	680 kg	6	1680	1170	1800	1320	1100
RVG400	400l	P - PA - S - SL	1000 kg	5	1750	1240	1960	1750	1510
RVG400	400l	P - PA - S - SL	1090 kg	6	1750	1240	1960	1750	1510

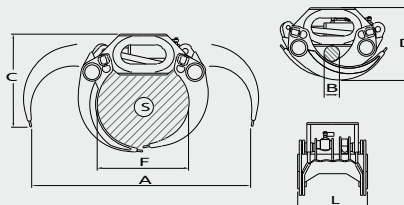


Model	Capacity	Tines	Weight	Nb of Tines	Dimensions in mm				
					A	B	C	D	E
RP350	350l	P - PA - S - SL	730 kg	6	1780	1320	1990	1130	870
RPG350	350l	P - PA - S - SL	880 kg	6	1780	1320	1990	1130	870

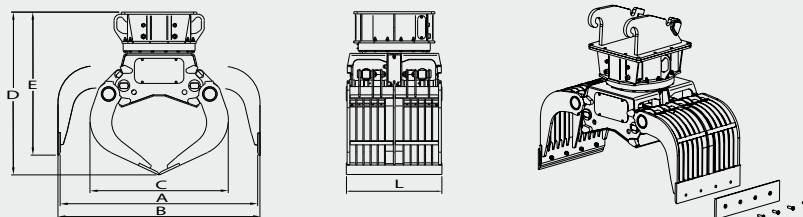
ORANGE PEEL GRABS FOR WASTE



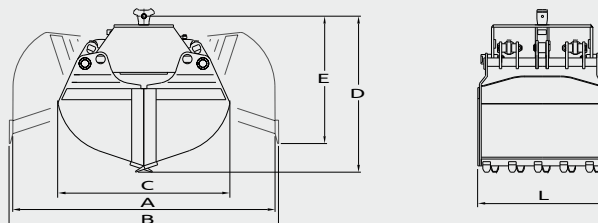
Model	Capacity	Tines	Weight	Nb of Tines	Dimensions in mm				
					A	B	C	D	E
RR560	560l	P - PA - S - SL	1270 kg	5	200	1310	2110	1460	1110

ATTACHMENTS**LOGS GRAPPLES**

Model	Area	Lifting capacity	Weight	Dimensions in mm					
				A	B	C	D	L	F
R50/401	0,40 m ²	3000 kg	405 kg	1900	140	810	670	640	800
SG420	0,42 m ²	5500 kg	320 kg	2075	120	848	649	510	-
SG520S	0,52 m ²	7000 kg	420 kg	2322	170	886	747	514	-
R50/604	0,60 m ²	4000 kg	800 kg	2160	230	890	890	920	900

SELECTOR GRAB

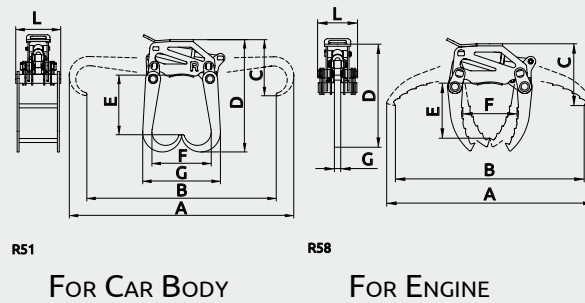
Model	Capacity	Tine Force	Weight	Dimensions in mm					
				A	B	C	D	E	L
RSG450F	260 l	330 daN	780 kg	1800	1840	1110	1180	960	700

CLAMSHELL BUCKETS

Model	Capacity	Tine Force	Weight	Dimensions in mm					
				A	B	C	D	E	L
R41/500	480 l	3950 daN	465 kg	1650	1740	1140	940	780	1020
R41/700	500 l	4400 daN	680 kg	1990	2070	1270	1230	1070	840
R41/1000	750 l	4060 daN	830 kg	2140	2220	1400	1320	1100	1020

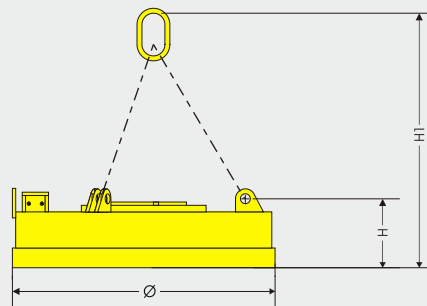
ATTACHMENTS

SPECIAL BUCKETS



Model	Load capacity	Tooth Force	Weight	Dimensions in mm							
				A	B	C	D	E	F	G	L
R51	2000 kg	1540 kg	250 kg	2400	2020	600	1200	640	630	830	480
R58	1000 kg	1940 kg	260 kg	1980	1810	590	990	530	520	60	380

MAGNET PLATES



Model	Absorbed power at 20° C	Nominal Voltage	Weight	Ø	H	H1	Hot tear strength (1) Δ= Ø300	Hot Lifting Capacity (2)		Cast Iron Pigs	Hot Lifting Capacity (3)		
								Slabs or blocks	Drop Ball		Scrap		
	kW	Vcc	kg	mm	mm	mm	kg	kg	kg	kg	3A	24	40
ECS 720	3	220	290	720	215	910	5500	2700	950	105	80	70	40
ECS 900	4	220	450	450	225	920	7900	3900	1380	160	150	130	70
MRS 850	4,4	220	480	850	280	975	8200	4100	1700	200	170	160	80

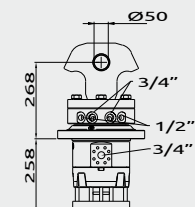
(1) Determined in accordance with VDE 0580 § 36

(2) Determined after 5 hours and an ambient temperature of 20°C in accordance with VDE 0580 § 36.

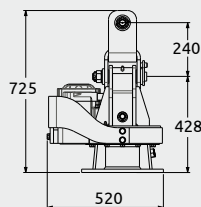
(3) Determined in accordance with VDE 0580 § 44.2-6.

ATTACHMENTS

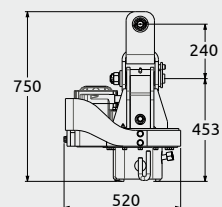
HYDRAULIC ROTATORS



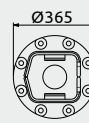
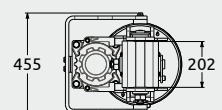
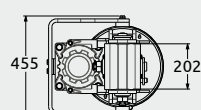
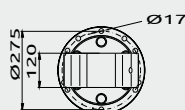
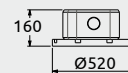
R3IR



GI 60 AF

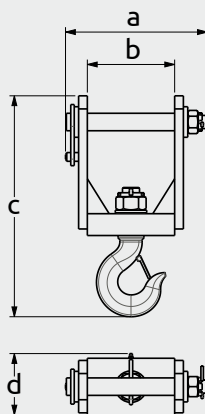


GI 60 AR



Model	Lifting capacity	Weight	Couple	Pressure	Olio flow
R3IR	7 t	125 kg	210 daN.m	190 bar	25 l/min
GI 60 AF	5 t	200 kg	310 daN.m	100 bar	40 l/min
GI 60 AR	5 t	210 kg	310 daN.m	100 bar	40 l/min

LIFTING HOOK



Lifting Hook

Model	Lifting capacity	Weight	Dimensions in mm			
			a	b	c	d
7.5 T	7500 kg	50 kg	325	200	510	140



Viale delle industrie, 9
45100 ROVIGO - ITALY
phone +39 0425 474833
fax +39 0425 475548
www.solmec.it
solmec@solmec.it