

SAEZ

CRANES

TLS 6510 10T

Courtesy of Crane.Market

Courtesy of Crane.Market

TLS 6510 10T

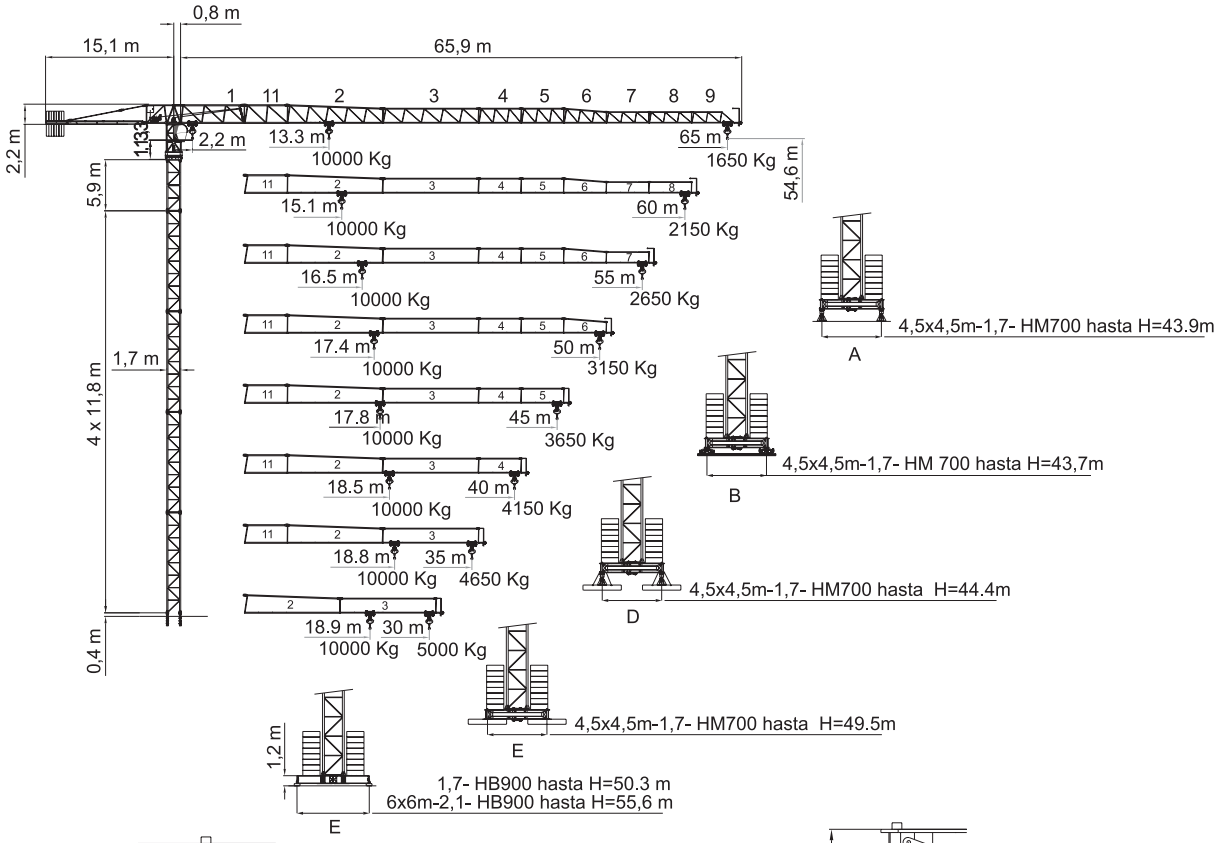

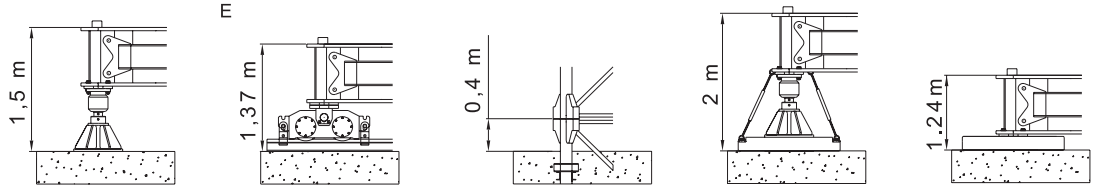

A B C D E(4,5 X 4,5)

65 m

10	15	20	25	25.4	30	35	40	45	50	55	60	65	m
5000	5000	5000	5000	5000	4150	3540	3030	2630	2310	2050	1830	1650	Kg
10	13.3	15	20	25	30	35	40	45	50	55	60	65	m
10000	10000	8870	6350	4920	3980	3390	2880	2480	2160	1900	1680	1500	Kg

60 m

10	15	20	25	28.9	30	35	40	45	50	55	60	m
5000	5000	5000	5000	5000	4810	4040	3510	3050	2690	2400	2150	Kg
10	15	15.1	20	25	30	35	40	45	50	55	60	m
10000	10000	10000	7350	5720	4640	3870	3310	2900	2540	2250	2000	Kg

55 m

10	15	20	25	30	31.5	35	40	45	50	55	m
5000	5000	5000	5000	5000	5000	4460	3830	3360	2970	2650	Kg
10	15	16.5	20	25	30	35	40	45	50	55	m
10000	10000	10000	8090	6300	5120	4290	3670	3190	2810	2500	Kg

50 m

10	15	20	25	30	33.2	35	40	45	50	m
5000	5000	5000	5000	5000	5000	4720	4080	3560	3150	Kg
10	15	17.4	20	25	30	35	40	45	50	m
10000	10000	10000	8580	6690	5440	4560	3930	3410	3000	Kg

45 m

10	15	20	25	30	34	35	40	45	m
5000	5000	5000	5000	5000	5000	4840	4170	3650	Kg
10	15	17.8	20	25	30	35	40	45	m
10000	10000	10000	8800	6860	5590	4690	4030	3500	Kg

40 m

10	15	20	25	30	33.8	35	40	m
5000	5000	5000	5000	5000	5000	4820	4150	Kg
10	15	18.5	20	25	30	35	40	m
10000	10000	10000	9170	7160	5830	4900	4200	Kg

35 m

10	15	20	25	30	32.8	35	m
5000	5000	5000	5000	5000	5000	4650	Kg
10	15	18.8	20	25	30	35	m
10000	10000	10000	9350	7300	5970	5000	Kg

Curvas de cargas
Load diagrams
Lastkurven
Courbes de charges
Curve di carico

Courtesy of Crane.Market

Mecanismos Mechanisms Antriebe Mécanismes Meccanismi.

45 Hp (33Kw) - CC-5V
H.B.G 170Mts S/R Ø13

		m/min	0 — 40	0 — 46	0 — 71	0 — 103	0 — 20	0 — 23	0 — 35	0 — 51
	440 m	Kg	5000	3500	2000	1250	10000	7000	4000	2500
		Kw	33	33	33	33	33	33	33	33

	m/min	11 / 37 / 75			11 / 37 / 75		
	Kw	3,0			3,0		
	r.p.m	0,3	0,6	0,9	0,3	0,6	0,9
	Nm	2 x 65			2 x 65		
	m/min	12 / 24			12 / 24		
	Kw	4 x 3			4 x 3		

- Elevación / Hoisting / Heben / Levage / Sollevamento
- Distribución / Trolleying / Katzfahren / Distribution / Ditribuzione
- Orientación / Slewing / Schwenken / Orientation / Rotazione
- Traslacion / Travelling / Schienenfahren / Translation / Traslazione
- Cable / Rope / Seil / Câble / Fune

			GENERADOR	POTENCIA INSTALADA
	400 V 50 Hz	100m 4x35mm²	300 kVA	60 KW
	380 V 60 Hz	100m 4x35mm²	OPCIONAL	

Windzone A-B / DIN 15019
Mástil / Reacciones
Masts / Reactions
Maste / Eckdrücke
Mat / Réactions
Torre / Reazioni

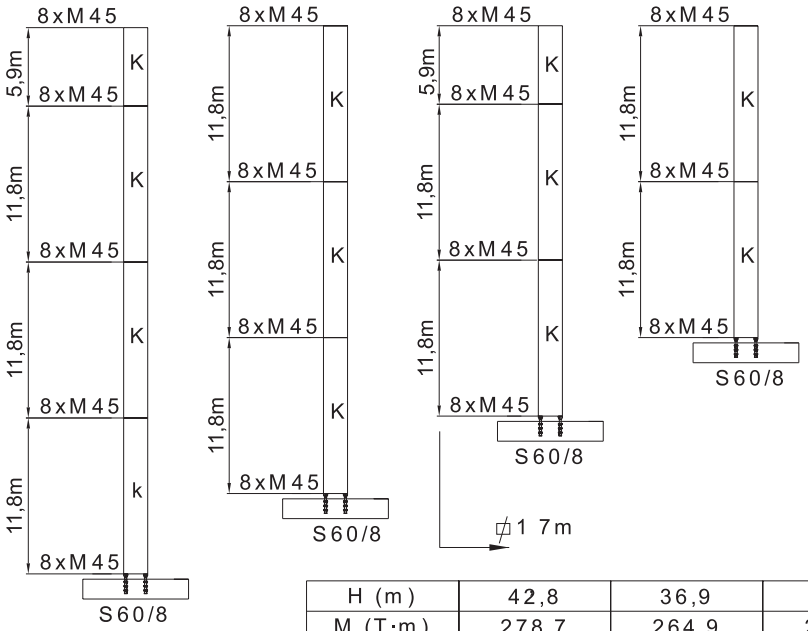

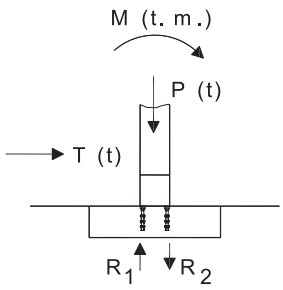

K = S17 8/8
L = S17 16/8
N = S17-S21 8/8
O = S21 8/8
P = S21 16/8

H (m)	42,8	36,9	31	25,1
M (T·m)	278,7	264,9	252,4	241,1
T (t)	8,8	7,9	7,0	6,1
P (t)	71,2	68,5	66,5	63,8
R_1 (t)	113,6	107,8	102,4	97,8
R_2 (t)	149,1	141,9	135,5	129,6

Courtesy of Crane.Market

Windzone A-B / DIN 15019
Mástil / Reacciones
Masts / Reactions
Maste / Eckdrücke
Mat / Réactions
Torre / Reazioni

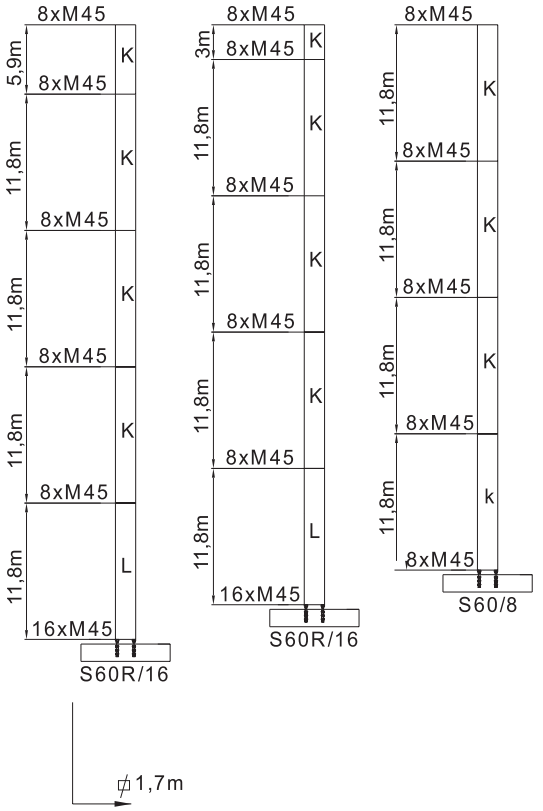

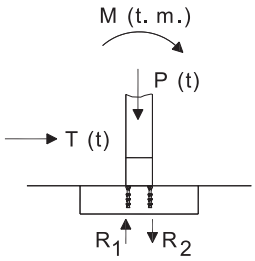

K = S17 8/8
L = S17 16/8
N = S17-S21 8/8
O = S21 8/8
P = S21 16/8

H (m)	54,6	51,7	48,7
M (T·m)	357,2	321,8	293,8
T (t)	10,6	10,1	9,7
P (t)	76,2	74,9	73,2
R_1 (t)	151,4	135,0	120,3
R_2 (t)	185,4	168,4	156,7

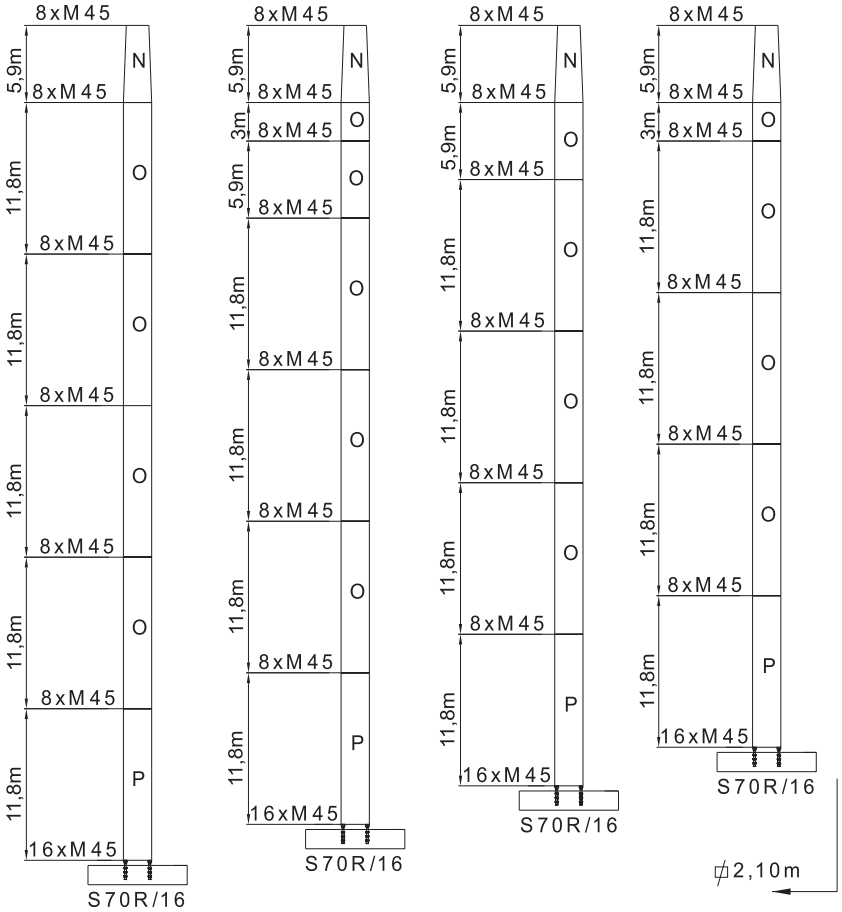

K = S17 8/8
L = S17 16/8
N = S21-S17 8/8
O = S21 8/8
P = S21 16/8

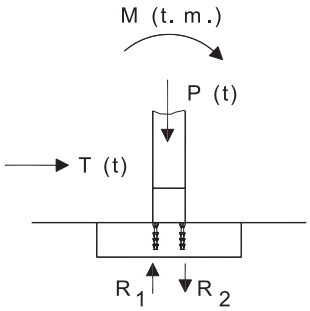

H (m)	66,4	63,5	60,5	57,6
M (T·m)	576,7	530,6	485,5	443,2
T (t)	13,3	12,7	12,2	11,8
P (t)	78,5	77,5	75,9	74,4
R_1(t)	192	175	159,1	144,1
R_2(t)	226,7	209,7	192,9	177,2

Courtesy of Crane.Market

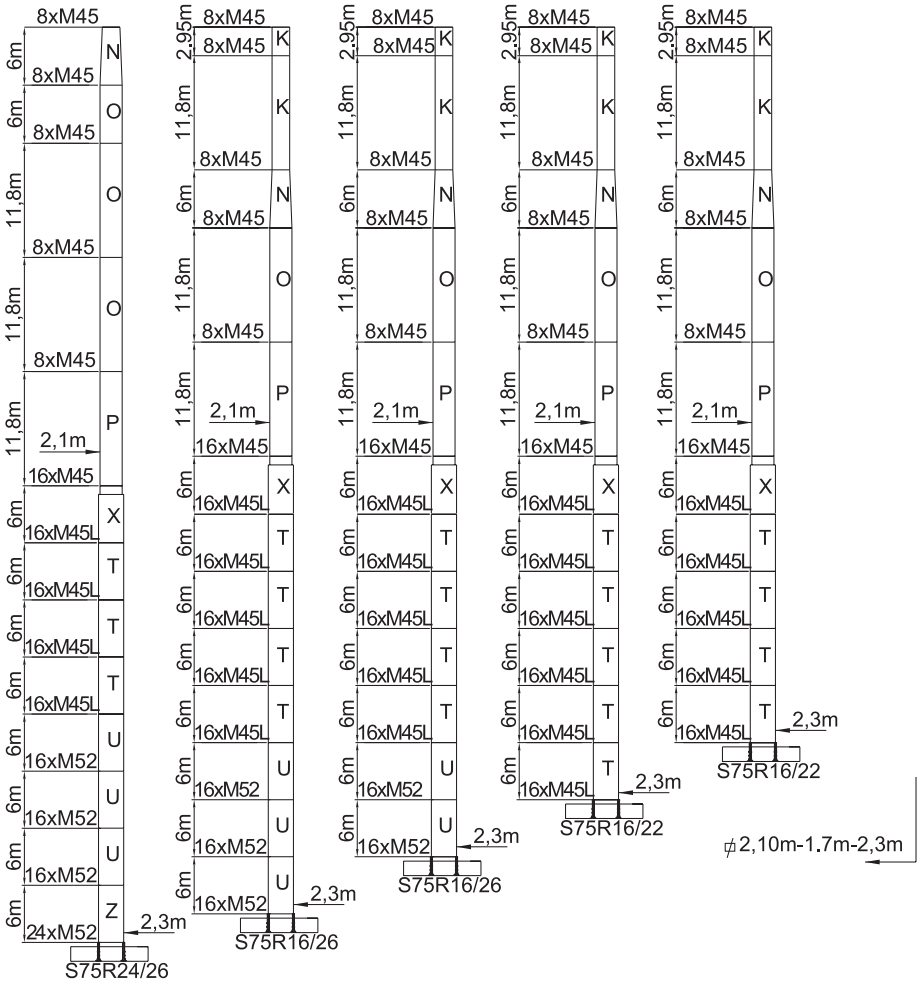

Windzone A-B / DIN 15019

Mástil / Reacciones
Masts / Reactions
Maste / Eckdrücke
Mat / Réactions
Torre / Reazioni

K = S17 8/8
L = S17 16/8
N = S21-S17 8/8
O = S21 8/8
P = S21 16/8
X = C2322/21 16/16 M45/M45L
T = S2322 16/16 M45L
U = S2326 16/16 M52/M45L
Z = S2326 24/16L M52

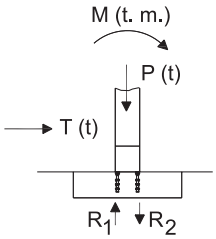

H (m)	96.7	92.5	86.5	80.5	74.5
M (T·m)	--	1267.6	1267.6	915,8	766,5
T (t)	--	22.9	22.9	18,6	13,5
P (t)	--	103.3	103.3	84,6	79,1
R_1(t)	--	411.4	411.4	281	232,3
R_2(t)	--	463.1	463.1	321,3	271,8

Windzone A-B / DIN 15019

Bloque lastre de base
Base ballast block
Grundballastblöcke
Bloc de lest de base
Blocco di zavorra alla base

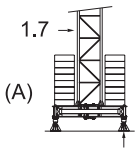

4,5 x 4,5 m-1,7- HM 700

R1 (t)	73,6 t	74,4 t	75,6 t	78,8 t	80 t	81,3 t
H (m)	20,3 m	23,3 m	26,2 m	29,2 m	32,1 m	35,1 m
Z (t)	83,6 t	83,6 t	83,6 t	91,2 t	91,2 t	91,2 t

R1 (t)	82,4 t	86,7 t	88,1 t
H (m)	38 m	41 m	43,9 m
Z (t)	91,2 t	102,6 t	102,6t

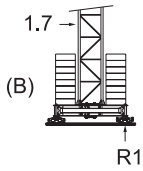

4,5 x 4,5 m-1,7- HM 700

R1 (t)	73,6 t	74,4 t	75,6 t	78,8 t	80 t	81,3 t
H (m)	20,1 m	23,1 m	26 m	29 m	31,9 m	34,9 m
Z (t)	83,6 t	83,6 t	83,6 t	91,2 t	91,2 t	91,2 t

R1 (t)	82,4 t	86,7 t	88,1 t
H (m)	37,8 m	40,8 m	43,7 m
Z (t)	91,2 t	102,6 t	102,6t

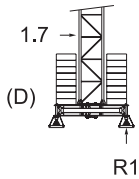

4,5 x 4,5 m-1,7- HM 700

R1 (t)	73,6 t	74,4 t	75,6 t	78,8 t	80 t	81,3 t
H (m)	20,8 m	23,8 m	26,7 m	29,7 m	32,6 m	35,6 m
Z (t)	83,6 t	83,6 t	83,6 t	91,2 t	91,2 t	91,2 t

R1 (t)	82,4 t	86,7 t	88,1 t
H (m)	38,5 m	41,5 m	44,4 m
Z (t)	91,2 t	102,6 t	102,6t

Courtesy of Crane.Market

Windzone A-B / DIN 15019
Bloque lastre de base , Base ballast block, Grundballastblöck, Bloc de lest de base, Blocco di zavorra alla base

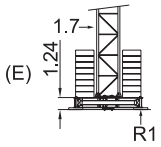

4,5 x 4,5 m-1,7-HM 700

R1 (t)	73,6 t	74,4 t	75,6 t	78,8 t	80 t	81,3 t
H (m)	20 m	23 m	25.9 m	28.9 m	31.8 m	34.8 m
Z (t)	83,6 t	83,6 t	83,6 t	91,2 t	91,2 t	91,2 t

R1 (t)	82,4 t	86,7 t	88,1 t	94,4 t	95,3 t
H (m)	37.7 m	40.7 m	43,6 m	46,6 m	49,5 m
Z (t)	91,2 t	102,6 t	102,6t	121,6 t	121,6 t

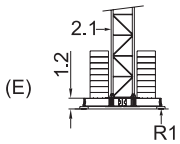

6 x 6 m-2,1/1,7- HB 900

R1 (t)	46,5 t	49,1 t	53,8 t	62,5 t	71,9 t
H (m)	26,2 m	32,1 m	38 m	41 m	44 m
Z (t)	53.2 t	53.2 t	53.2 t	53,2 t	57 t

R1 (t)	81,6 t	92,6 t	104,1 t	116,5 t
H (m)	47 m	50 m	53 m	56 m
Z (t)	68,4 t	76 t	87,4 t	95 t

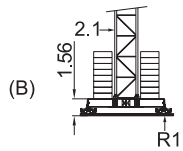

6 x 6 m-2,1/1,7- HB 900

R1 (t)	46,5 t	49,1 t	53,8 t	62,5 t	71,9 t
H (m)	26,5 m	32,4 m	38.3 m	41.3 m	44.3 m
Z (t)	53.2 t	53.2 t	53.2 t	53,2 t	57 t

R1 (t)	81,6 t	92,6 t
H (m)	47.3 m	50.3 m
Z (t)	68,4 t	76 t

		L(m)	W(m)	H(m)	Peso(Kg)
Contrapluma / Counter-jib / Gegenausleger / Contre-fleche / Controbraccio	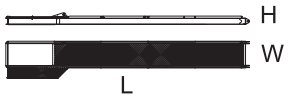	11,94	1,80	0,60	2575
Bloque de contrapeso / Counterweight blocks / Gegengewichtsblöcke / Bloc de contrepoids / Blocco di contrappeso	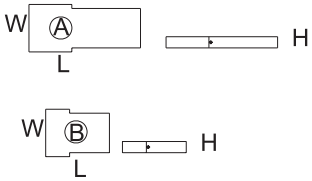	3,20 1,83	1,25 1,25	0,29 0,29	2500 1500
Base Cruciforme 4,5 X4,5 / Crossbase 4,5 X 4,5 / Fundamentkreuz 4,5 X 4,5 / Châsis 4,5 X 4,5 / Carro base 4,5 X 4,5	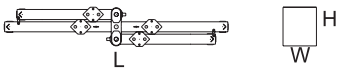	6,70	1,10	1,20	5750
Vigas auxil. de base / Half base beams / Halbträger für fundamentkreuz / Semipoutre de châsis de base / Travi di congiunzi di congiunzione	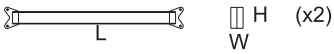	4,40	0,30	0,55	220
Bloque lastre de base / Base ballast block / Grundballastblöcke / Bloc de lest de base Blocco di zavorra alla base		4,40	0,30	1,20	3800
Bloque apoyo de base / Base support block / Grundballastblöcke / Bloc de appui de base Blocco di appoggio alla base	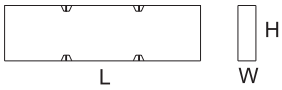	3,75	0,5	1,2	5400

			L(m)	W(m)	H(m)	Peso(Kg)
Elemento de empotre / Foundation anchor / Fundamentanker / Élément de scellement El annegare	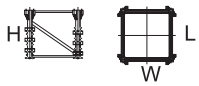	S60/R16	1,85	1,85	1,6	1108
		S70/8	2,27	2,27	1,6	1122
		S70R/16	2,27	2,27	1,6	1274
Utillaje tramo de empotre Tool fixing anchors Vorrichtung fundamentaker Outilliage de L'emént de scellement Ferramenta troncheto fondazione	**Dima** 	S75R 8 /20	0.35	0.35	1.6	1200
		S75R16/22	0.5	0.5	2.5	2840
		S75R16/26	0.5	0.5	2.5	3160
		S75R24/26	0.5	0.5	2.5	3400
		Dima	2.31	2.34	0.8	1650
Pluma tramo primero / Jib heel section / Ausleger-Anlenkstück / Pied de fleche / Settore articolato di braccio	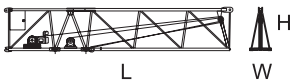		11,90	1,25	2,30	5800
Elemento intermedio de pluma / Intermediate jib section / Ausleger-Zwischenstück Elément interm. de fleche / Spezzone di braccio	Nº 2 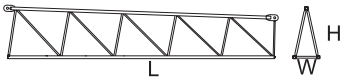					
	Nº 3, Nº 4, Nº 5 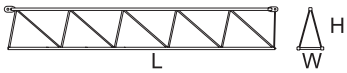	2	11,60	1,13	2,25	2194
		3	11,60	1,13	1,80	1720
		4	5,30	1,13	1,80	620
	Nº 6 	5	5,30	1,13	1,80	530
		6	5,30	1,13	1,80	470
		7	5,30	1,13	1,45	376
	Nº 7, Nº 8, Nº 9 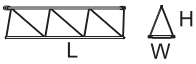	8	5,30	1,13	1,45	326
		9	5,15	1,13	1,40	248
		11	5,15	1,13	2,25	1280
	Nº 11 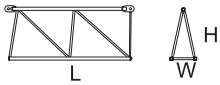					
Gancho, Carro y Puntera / Hook, Trolley and jib head / Lasthaken - Laufkatze-Cabeça de Lança Crochet - Chariot-Pointe de fleche / Gancio - Carrello e Punta freccia	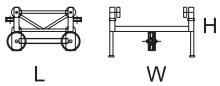					
	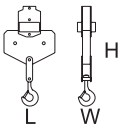		1,20	1,35	0,80	290
			0,80	0,15	1,50	330
			0,80	1,20	1,40	108
	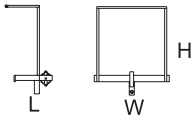					
Viga principal base 6x6 / Main base beam / Hauptträger für fundamentkreuz Poutre de châssis de base / Trave principale della base			8,65	0,78	0,92	4300
Semiviga secundaria base 6x6 / Half base beam / Halbträger für fundamentkreuz Semipoutre de châssis de base / Semitrave secondaria della base			4,27	0,68	0,97	2025

Courtesy of Crane.Market

Sáez cranes

TLS 6510 10T

			L(m)	W(m)	H(m)	Peso(Kg)
Niveladores / Levellers / Spindel pyramide / Niveleurs / Piedi regolabile	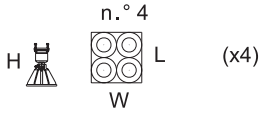		1,20	1,20	0,90	250
Traslacion / Travelling bogies / Kranfahren / Traslation / Traslazione	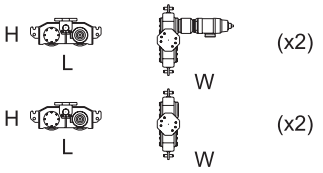		1,15 1,15	1,25 0,25	0,45 0,45	505 450
Elemento de torre TL16 / Tower section TL16 / Turmstück TL16 / Element de mât TL16 / Elemento di torre TL16	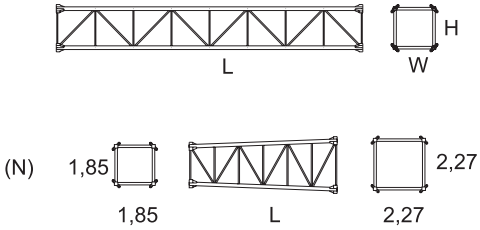	K K K L O O O P N X T U Z	11,8 5,9 3 11,8 11,8 5,9 3 11,8 5,9 6 6 6 6	1,85 1,85 1,85 1,85 2,27 2,27 2,27 2,27 2.27 2,27 2,31 2,61	1,85 1,85 1,85 1,85 2,27 2,27 2,27 2,27 2,29 2,29 2,34 2,34	4600 2472 1425 5520 5044 2640 1545 5700 3500 4000 4300 5910 5980
Unidad de rotacion / Complete slewing unit / Drehbühne / Orientation / Rotazione	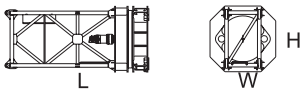		4,40	2,00	2,00	6600
Cabina y soporte / Cabin and support / Kabine und wartungs / Cabine et support / Cabina e supporto			3,00	1,15	2,35	558

ESPECIFICACIONES SUJETAS A MODIFICACIONES SIN PREVIO AVISO.
Specifications subject to modification without notice.
Obiges kann ohne berstaendigung geaendert werden.
Specifications susceptibles de modification sans avis préalable.
Specifiche suscettibili di variazioni senza preavviso.

DECLINAMOS TODA RESPONSABILIDAD DERIVADA DE LA INFORMACION PROPORCIONADA.
This information is supplied without liability.
Sämtliche Angaben erfolgen ohne Gewähr.
Ces renseignements sont sans garantie.
Le indicazioni contenute si intendono salvo errori ed omissioni.

DIN/FEM CE

UNE 58-101-92 FEM 1001-87
According to EC 98/37 instruction

Windzone A-B / DIN 15019
Viento max. fuerza de servicio 150km/h
Maximun wind speed out of service 150 km/h
Maximale windstärke, ohne Betrieb 150 km/h
Vent maximum, hors service 150 km/h
Vento max, fuori di servizio 150 km/h

Courtesy of Crane.Market

SAEZ GROUP

Courtesy of Crane.Market

Courtesy of Crane.Market

SAEZ

CRANES



SAEZ Cranes. Autovía Murcia - San Javier. 30155
Baños y Mendigo . Murcia. Spain
T + 34 968 60 66 00 F + 34 968 60 66 08
saezcranes.com

Courtesy of Crane.Market