

Electric



## 25 tmE

**ORMIG** S.p.A.

TEL. (+39) 0143 80051 r.a.  
TELEFAX (+39) 0143 86568  
E-mail: [mktg@ormigspa.com](mailto:mktg@ormigspa.com)  
E-mail: [sales@ormigspa.com](mailto:sales@ormigspa.com)  
[www.ormig.com](http://www.ormig.com) - [www.pickandcarry.com](http://www.pickandcarry.com)

ORMIG S.p.A.  
PIAZZALE ORMIG  
P.O. BOX 63  
15076 OVADA (AL)  
ITALY

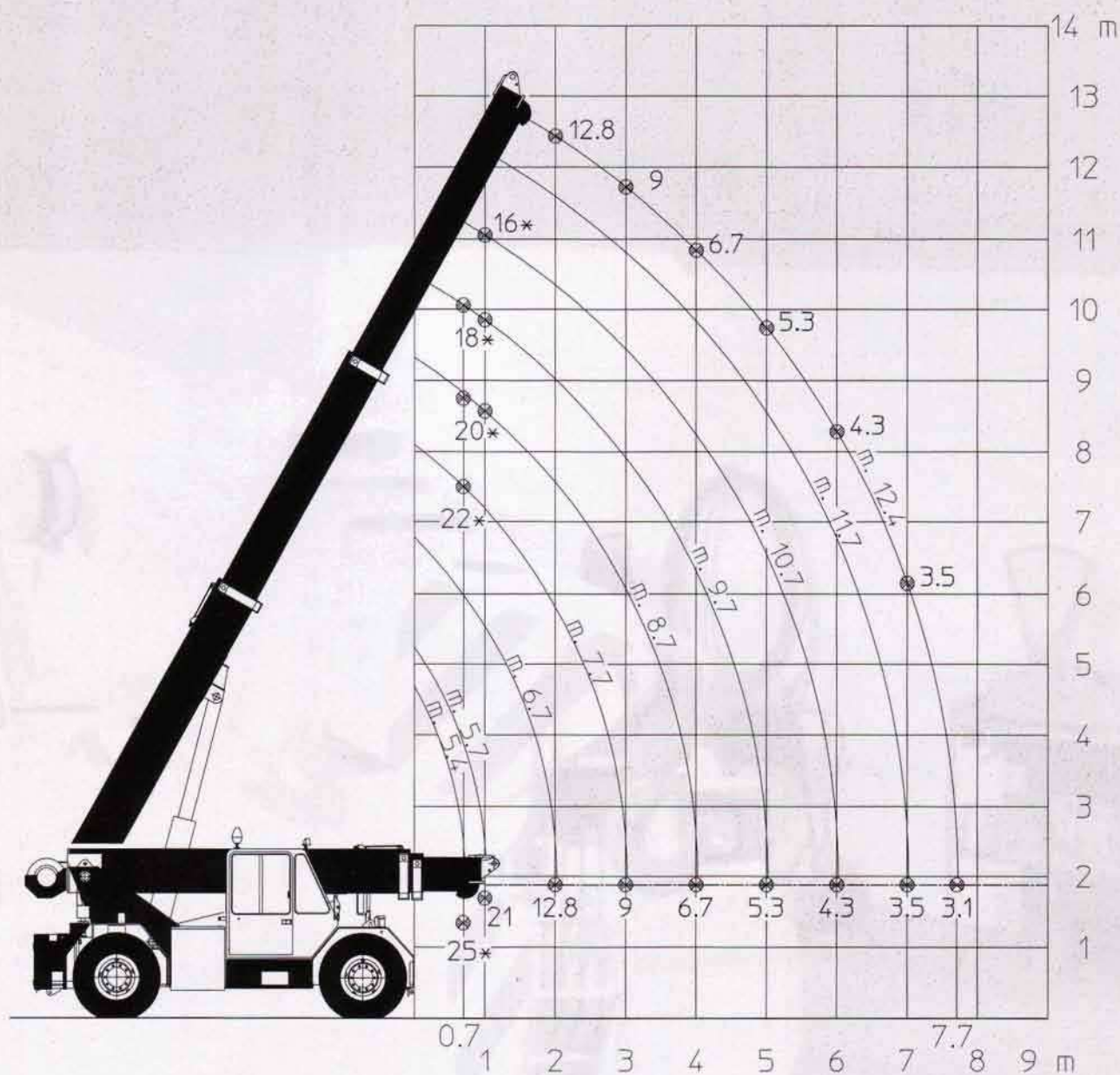


## TECHNICAL FEATURES

<b>Carrier:</b>	4 x 2 x 2
<b>Frame:</b>	Structure formed by two side members fabricated from bended plate at "C" shape and box-type, connected by means of crosspieces in the front and rear part corresponding to the axles location.
<b>Power :</b>	Electric, by means of accumulators at 96 V, 1000 Ah capacity, positionned on the crane.
<b>Motor:</b>	Electric motor for driving at continous current, separated excitation, 36 kW power, max. torque distribution 600 Nm, operating control by electronic unit; electric motor for the hydraulic system and for services at continous current, on line excitation power 26 kW, operating control by electronic unit;
<b>Speed gearbox:</b>	Mechanic gearbox at two speeds which can be engaged from stopped conditions in neutral position, rigidly connected in the front side of the front axle. Max speed 7-8 Km/h.
<b>Axles:</b>	Driving front axle with rigid suspensions, motion from the mechanic gearbox, brakes in oil bath steering rear axle, central oscillation with end of stroke.
<b>Tyres:</b>	12.00-24, standard type or radial for industrial work, dual at front axle and single at rear axle.
<b>Steering:</b>	Hydraulic steering at one circuit, fed by the variable delivery pump with priority valve, min. outer turning circle radius 5.765 mm
<b>Brakes:</b>	In compliance with EEC regulations for road travel. Hydraulically operated service brake acting at front and rear wheels, with power-assisted foot pedal control. Mechanical parking brake, acting at front wheels by electric selector, pump connected to the electric motor of the hydraulic system.
<b>Cab:</b>	Steel structure, projected and manufactured in such a way as to assure a wide visibility. Complete with rear view mirrors, full controls, windshield -wipers, adjustable anatomical seat. The various mouvements are controlled by levers equipped with electric device against unforeseen operations.
<b>Electric system:</b>	96 V (48 accumulator elements), 1000 Ah capacity. 24 V lighting system and auxiliary services by means of potential divider 96/24 V and starting accumulators on parallel.
<b>Hydraulic system:</b>	Operated by the variable delivery pump having 33 cc, connected to the electric motor. The pump is feeding the compensated type distributor at hydraulic proportional control for the derricking, boom sections extraction, winch, optional equipments; the hydraulic pump delivery control is actuated by the signal LS coming from the distributor and from the hydraulic drive; one key-sender with selection pushbuttons; hydraulic tank capacity 160 litres positionned in the central part of the frame front section.
<b>Boom:</b>	Fabricated from plate at high strength. It is connected to the frame by means of the rear supporting parts. Telescopic type boom with a base section and two extensions which extraction is controlled by double action hydraulic cylinder and extraction tie-rods. Derricking by means of double action cylinders.
<b>Electronic unit:</b>	Two separated electronic stations, one for each electric motor, in interface position. MOSFET transistor technology and starting self-diagnostic check and operations survey for prompt indications on the dashboard of eventual problems. Should the breakdown be of danger for the operator, the corresponding motion is cut out. Each electronic station keeps in storage all eventual failures occurred during the complete crane life. This unit is placed at left-front side of the crane in a water-proof box having upper air-cooling circulation coming from the electric fan at the base of the support.
<b>Power unit:</b>	Formed by the battery charge unit on the crane with possibility of power supply from external source (fix system).
<b>Safety regulations:</b>	The crane is fitted with all safety devices as per regulations in force; it complies with safety and health rules as per Encl. 1 of Machine Directive 89/392 and subsequent amendment. Therefore, the mark "CE" is provided on the cranes.
<b>Weight and speeds:</b>	Total 20.500 kg - Front axle 7.000 kg - Rear axle 13.500 kg - Max speed on road 7- 8 km/h
<b>Safe load device:</b>	Electronic type with cut out of the operations which can cause dangerous conditions.
<b>Equipment on request:</b>	• Special flyjibs • Fix hook at boom top • Auxiliary counterweight • Forks



Lifting capacity chart (tonnes)  
Hublasttabelle (tonnen)

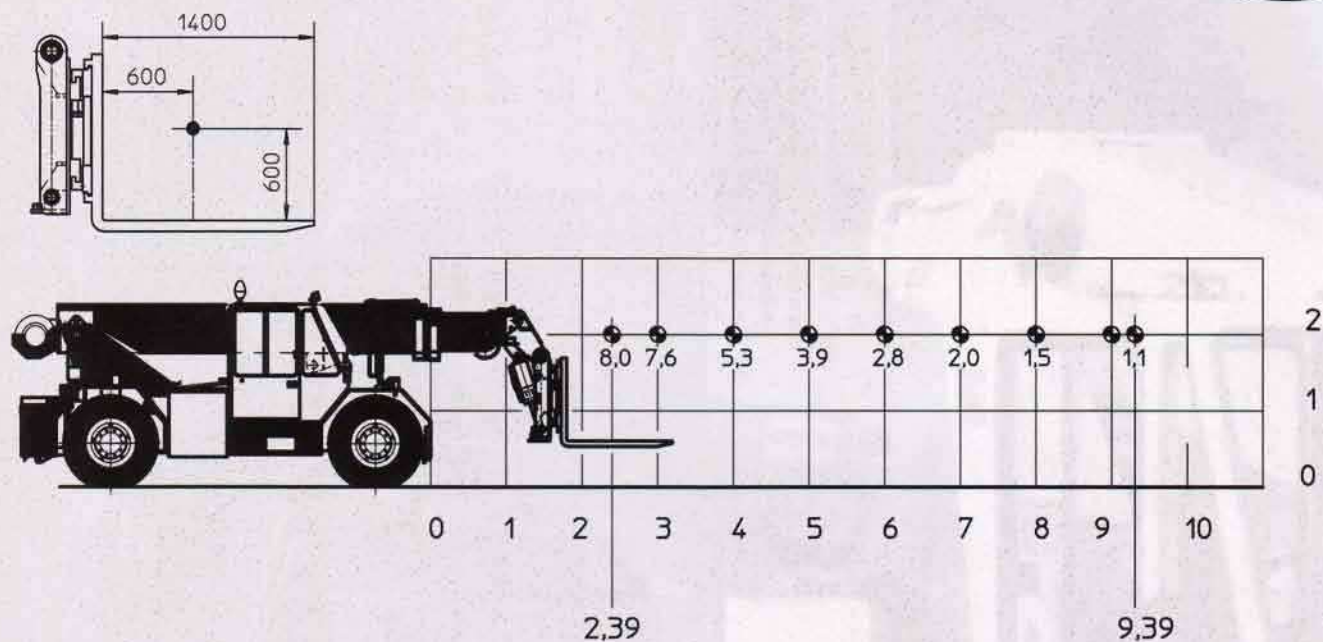


\* Portate determinate da fattori diversi dal ribaltamento

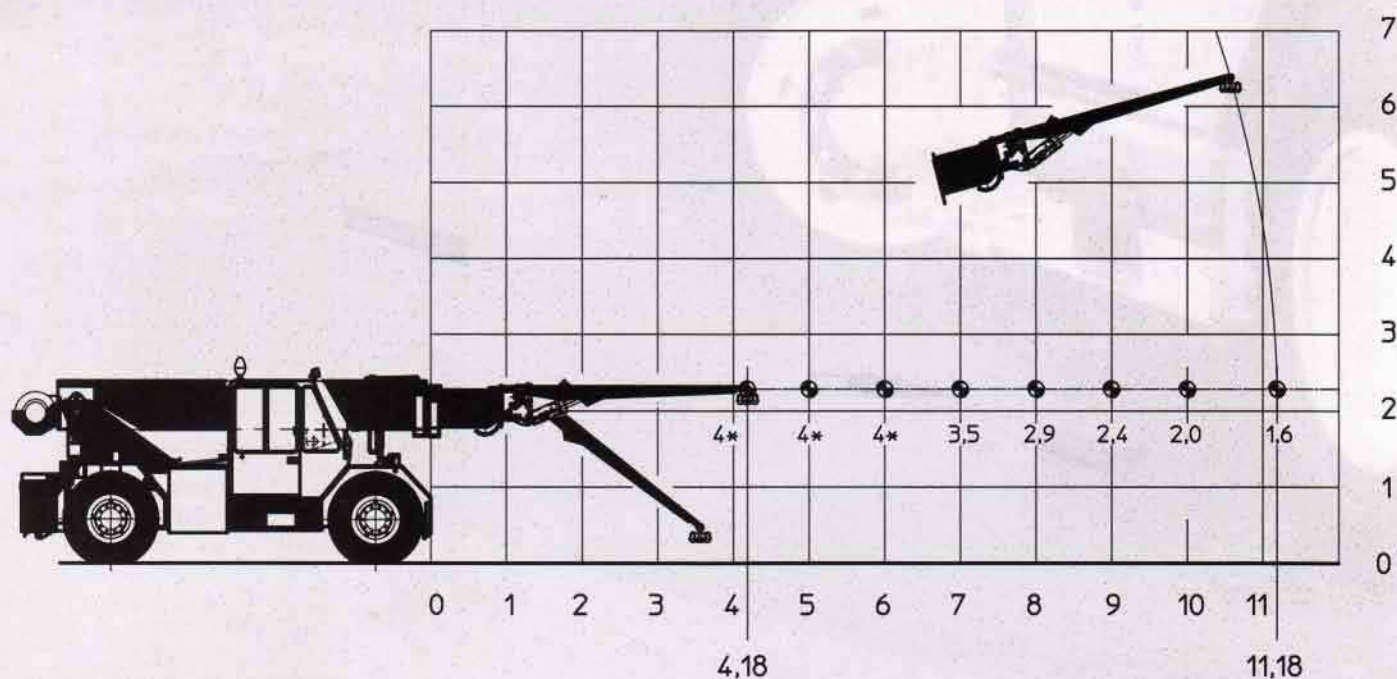
\* Capacities determined by factors other than tipping load

\* Das Kippmoment wird auch noch von anderen Faktoren als von der zu hebenden Last bestimmt

Lifting capacity chart with forks (tonnes)  
 Traglasten mit Gabeln (tonnen)



Lifting capacity chart with fly-jib (tonnes)  
 Traglasten mit hydraulischspitze (tonnen)



\* Portate determinate da fattori diversi dal ribaltamento

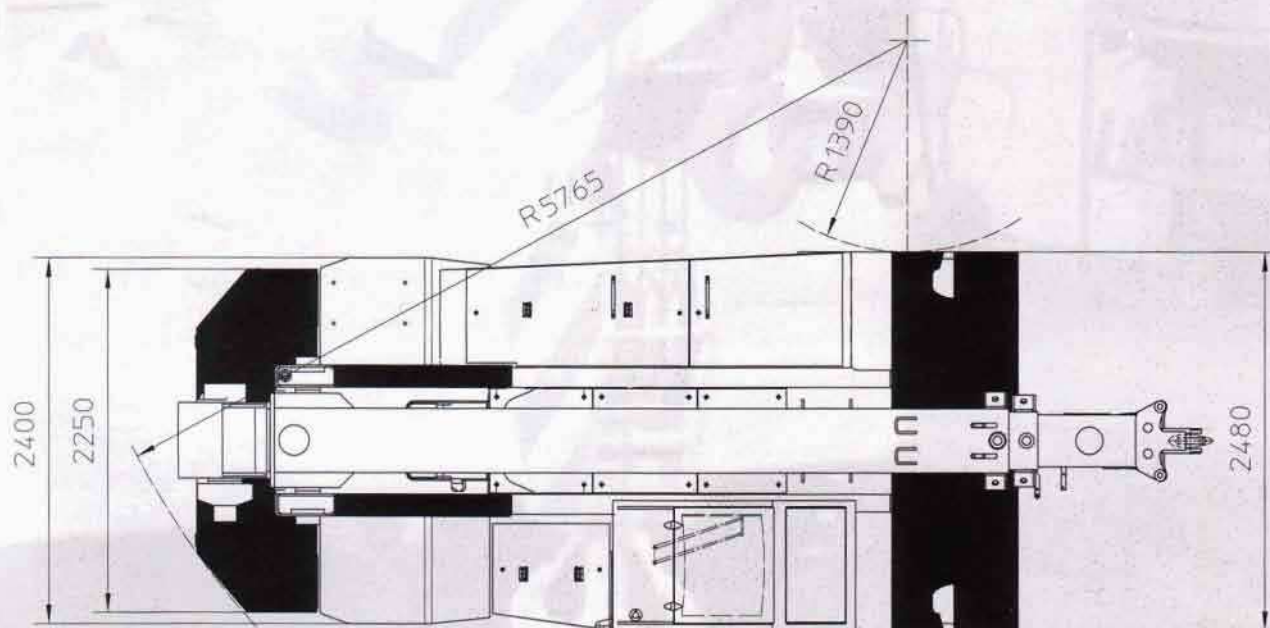
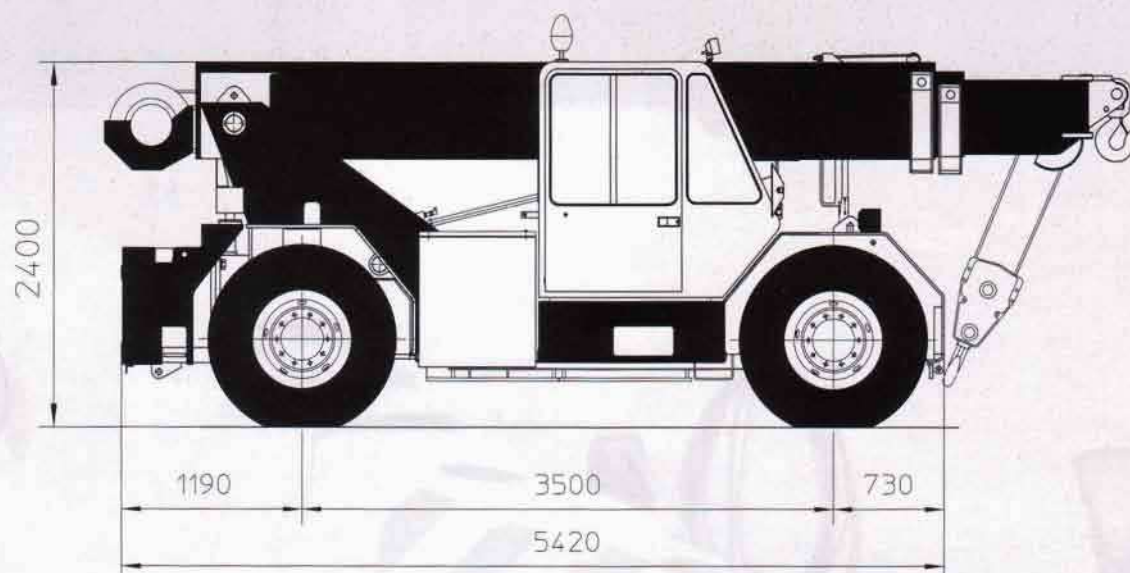
\* Capacities determined by factors other than tipping load

\* Das Kippmoment wird auch noch von anderen Faktoren als von der zu hebenden Last bestimmt



## Dimensioni Generali

General Dimensions  
Hauptabmessungen







TEL. (+39) 0143 80051 r.a.  
 TELEFAX (+39) 0143 86568  
 E-mail: mktg@ormigspa.com  
 E-mail: sales@ormigspa.com  
 www.ormig.com - www.pickandcarry.com

ORMIG S.p.A.  
 PIAZZALE ORMIG  
 P.O. BOX 63  
 15076 OVADA (AL)  
 ITALY

Courtesy of Crane.Market