

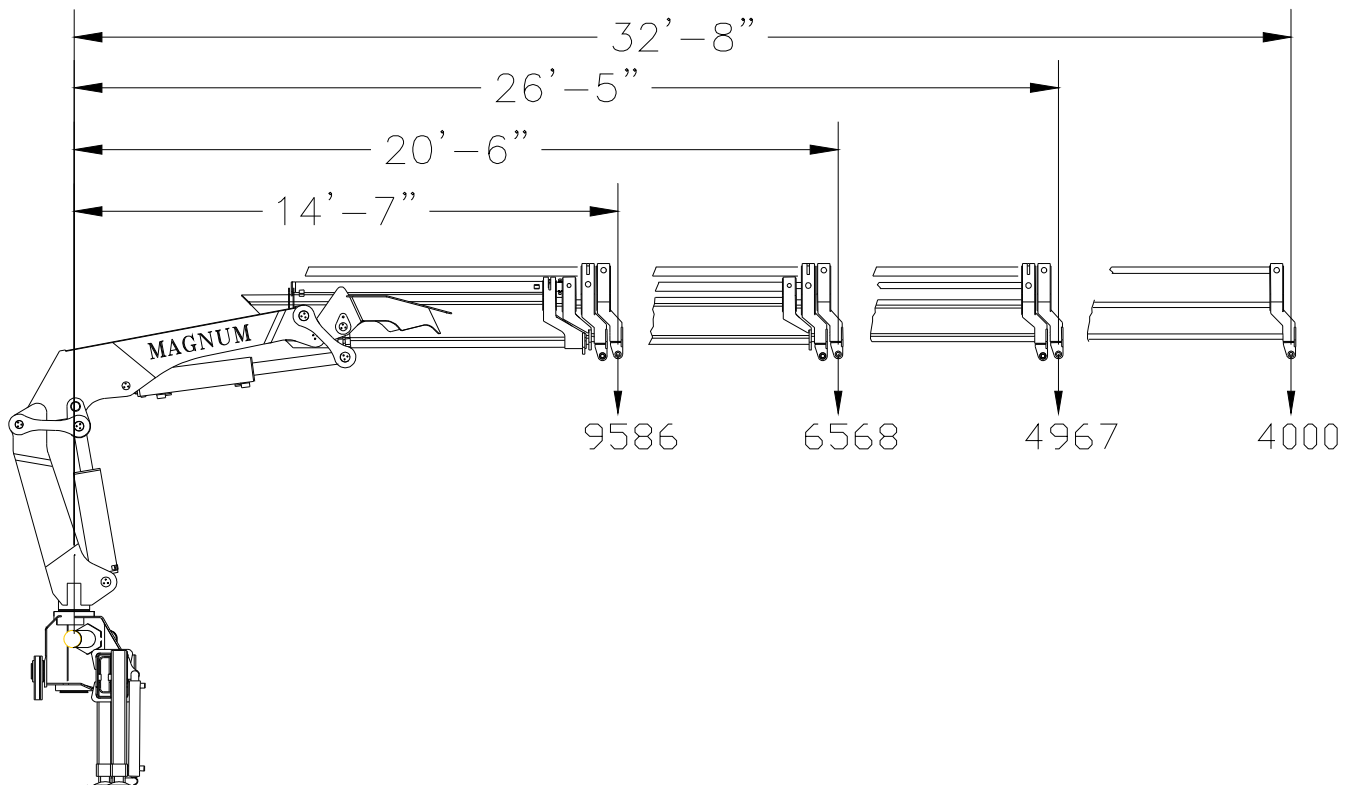
MAGNUM 200-3H TECHNICAL SPECIFICATION

Crane Rating: 144980 ft-lbs. (19.4 Meter-Ton)

Basic Data

Nominal Crane Rating	139,956 ft-lbs	19.4 Meter-Ton
Hydraulic outreach and capacity	9586 lbs @ 14' 7"	4357 kg @ 4.45m
	6586 lbs @ 20' 6"	2994 kg @ 6.25m
	4967 lbs @ 26' 5"	2258 kg @ 8.05m
	4000 lbs @ 32' 8"	1818 kg @ 9.96m
Vertical Reach with 46" mounting height	45' 4"	13.8 m
Crane Weight, Base Model	5600 lbs	2545 kg
Hydraulic stabilizers	950 lbs	432 kg
Oil Tank, Full	350 lbs	159 kg
Slewing Angle	400 degrees	400 degrees
Hydraulic pump capacity	15.5 GPM	60 l/min
Hydraulic system pressure	3900 PSI	270 Bar
Stabilizer Spread	18' Hydraulic	5.5 m Hydraulic
Stabilizer leg extend	24" Hydraulic	0.61 m Hydraulic

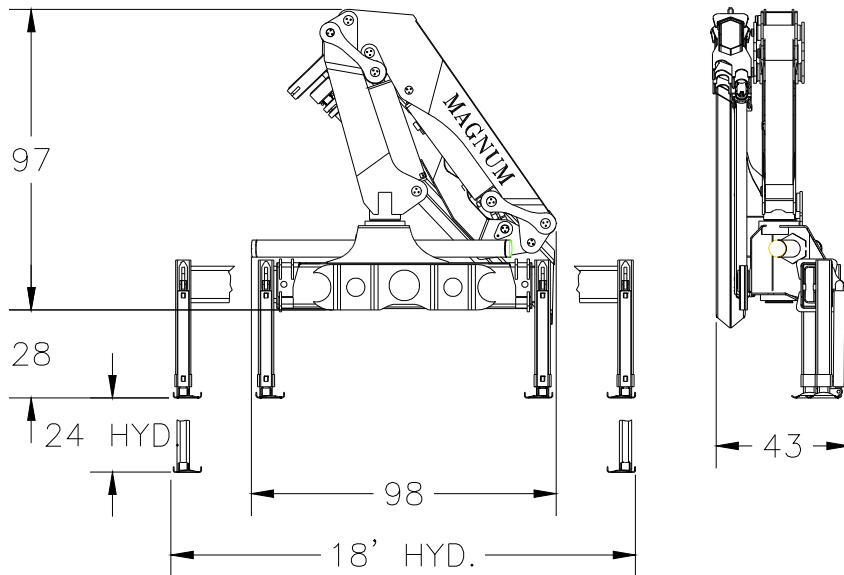
200-3H Lifting Capacities



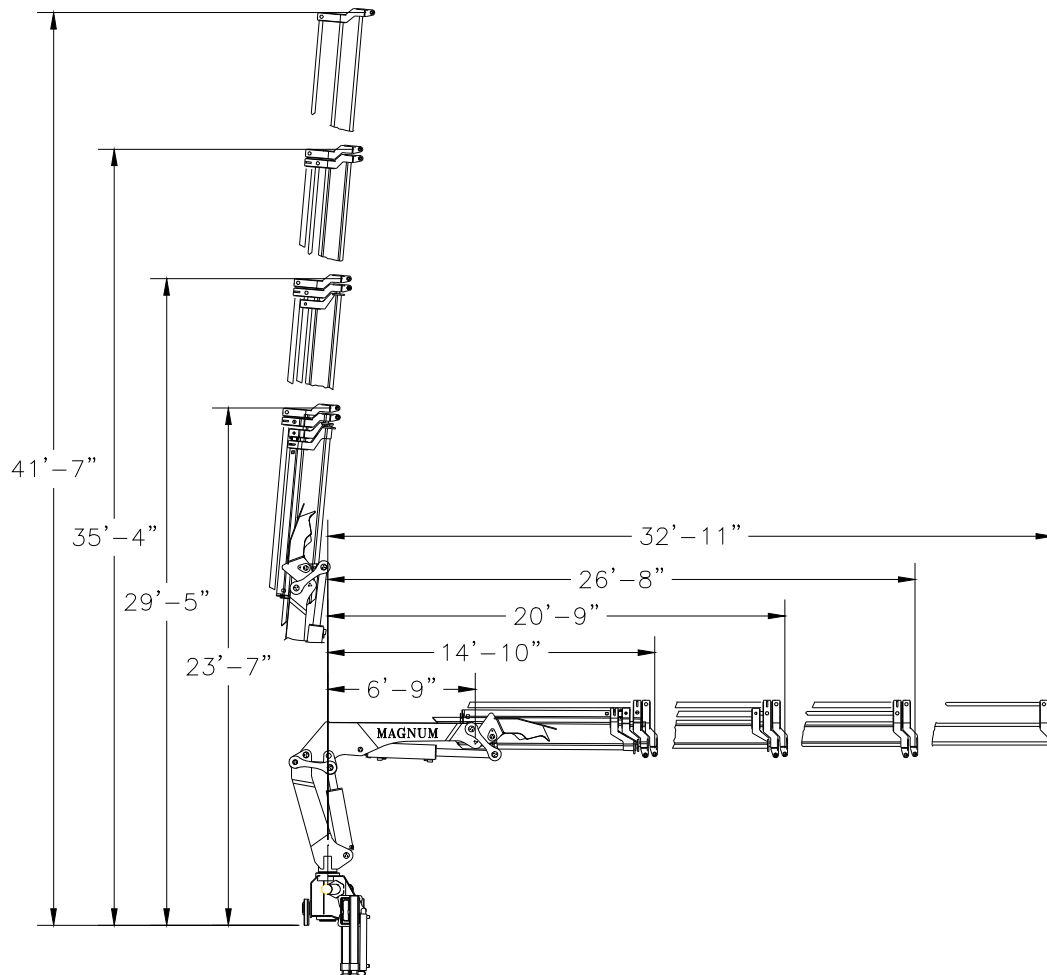
MAGNUM 200-3H TECHNICAL SPECIFICATION

Crane Rating: 144980 ft-lbs. (19.4 Meter-Ton)

MAGNUM 200-3H Stowed Dimensions



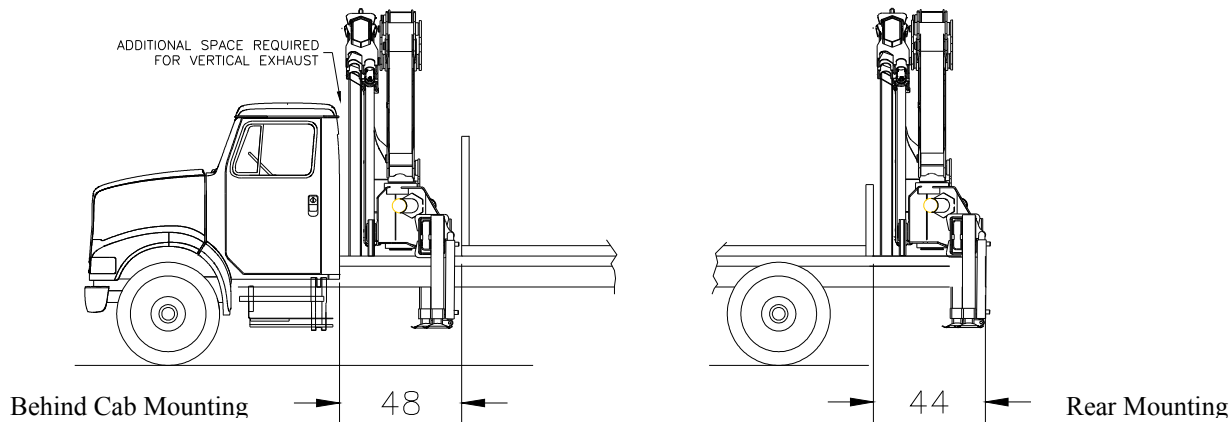
MAGNUM 200-3H Boom Geometry



MAGNUM 200-3H TECHNICAL SPECIFICATION

Crane Rating: 144980 ft-lbs. (19.4 Meter-Ton)

Magnum 200-3H Installation Layouts



Features

The Magnum Series of articulated cranes have been carefully designed to incorporate the latest crane innovations and technical advances both in materials and design. Blending both North American and European design and experience, have resulted in a high performance, simple rugged design. European DIN 15018, EN 130001 and ANSI B30.22 standards were referenced for all design parameters. 3D Solid Modeling CAD and FEA software was used for design and stress analysis. Crane series are fatigue/ cycle tested to confirm durability. Crane rating is DIN 15018 H1/B3.

Structural

Fine grained high tensile steels are used throughout the crane. The boom assemblies are large welded box sections providing the optimum stiffness to weight ratio. This ensures lower boom deflection for better load control.

Rotation System

Rack and pinion rotation system is used, incorporating a machined steel rack and bolted rotation cylinders for ease of maintenance.

Stabilizer System

Post type square stabilizer legs are utilized. Cylinders are not subjected to side loads imposed by the crane which prolongs cylinder life.

Hydraulic System

The hydraulic system is medium pressure open center type. System pressure is limited to 3900 psi (270 bar) for extended component life. All cylinders are dual acting with hard chromed rods. Load bearing cylinders are equipped with Counter balance valves. Stabilizer leg cylinders are equipped with load holding check valves, and manual shut off valves. SAE hoses and JIC fitting are used throughout.

Controls

Dual side ground controls are standard .
Optional controls:
Single or dual side stand-up controls.
Cable or Radio Remote
Rider seat with joystick controls

Magnum Cranes

Manufactured By:
Magnum Industries, A Division of ACS Inc.
3786 Highway 3
Sherkston Ontario, Canada, L0S 1R0
(905)-894-6222
Fax: (905)-894-6224

Magnum Ind. reserves the right to change specifications and design without notice