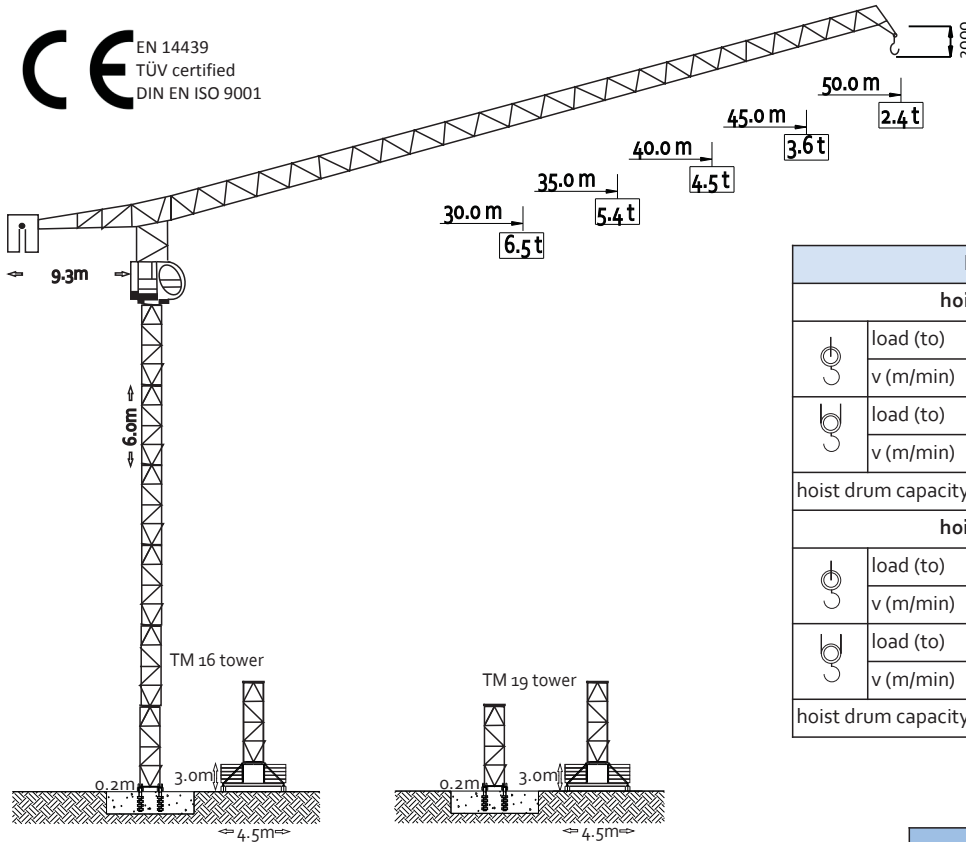


topless luffing jib tower crane | tower system TM 16


 EN 14439
 TÜV certified
 DIN EN ISO 9001

Version 07/13, subject to modifications






hoisting speeds 400-440V; 50-60Hz						
hoist winch 37kW with frequency inverter						
⊗	load (to)	0.9	1.1	2.0	3.0	4.0
	v (m/min)	160	148	112	80	72
⊙	load (to)	1.8	2.2	4.0	6.0	8.0
	v (m/min)	80	74	56	40	36
hoist drum capacity		480.0m				
hoist winch 45kW with frequency inverter						
⊗	load (to)	0.9	1.0	2.0	3.0	4.0
	v (m/min)	196	188	138	118	108
⊙	load (to)	1.8	2.0	4.0	6.0	8.0
	v (m/min)	98	94	69	59	54
hoist drum capacity		540.0m				


jib length & maximum load									
jib length		max. load		jib radius					
m	rope	t	m	25	30	35	40	45	50
50	⊗	4.0	31.4	4.00	4.00	3.55	3.07	2.70	2.40
	⊙	8.0	-	-	-	-	-	-	-
45	⊗	4.0	40.8	4.00	4.00	4.00	4.00	3.60	-
	⊙	8.0	21.4	6.77	5.57	4.72	4.09	3.60	-
40	⊗	4.0	40.0	4.00	4.00	4.00	4.00	-	-
	⊙	8.0	23.4	7.44	6.12	5.19	4.50	-	-
35	⊗	4.0	35.0	4.00	4.00	4.00	-	-	-
	⊙	8.0	24.4	7.73	6.37	5.40	-	-	-
30	⊗	4.0	30.0	4.00	4.00	-	-	-	-
	⊙	8.0	24.7	7.89	6.50	-	-	-	-

Transport details			
	lorries	containers	Counter ballast
crane top	5	6	type 1 2x 5.5t
2x tower	1	1	type 2 1x 7.2t
climbing	1	1	type 3 2x 1.7t
chassis	1	1	total 21.6t

jib length (m)	minimum radius (m)		max. freestanding tower heights (m)			
	in service	out of service	TM 16		TM 19	
			fixing angles	static base 4.5m	fixing angles	static base 4.5m
30.0	2.0	10.9	39.2	36.0	51.2	36.0
35.0	2.3	10.9	36.2	33.0	48.2	33.0
40.0	2.6	9.6	33.2	30.0	45.2	30.0
45.0	3.0	9.6	30.2	27.0	42.2	27.0
50.0	3.4	9.6	27.2	24.0	39.2	24.0

			
Motor	18.5kW FI	1 x 5.5kW	2 x 5.0kW
t/v	2.0 min	0.77 min-1	25.0 m/min
electr. power supply crane top	hoist winch 37kW		85 kVA
	hoist winch 45kW		100 kVA

available with:


MTI-LUX S.A.
 51, route de Wasserbillig
 6686 Mertert
 Luxemburg

 00352 26 72 94 46
 00352 26 74 54 83
 e-mail info@mti-lux.com
 web www.mti-lux.com