

CR-200Rf
PREMIUM
CITYRANGE



<http://www.kato-works.co.jp>

- Before you use the crane, study the instruction manual thoroughly and follow the instructions it contains.
 - Some differences may arise between the machine delivered and the photographs in the catalog due to the country the crane will be used in or any added improvements.
Note : The specification may be changed without notice.
 - The actual colors of the body and interior may appear slightly different from those shown in this catalogue due to the limitations of photography and printing.
- Contact for enquiry:

KATO

KATO WORKS CO.,LTD.

**QUALITY & EXPERIENCE
 SINCE 1895**

CR-200Rf

9-37, Higashi-oh 1-chome, Shinagawa-ku, Tokyo, 140-0011, Japan / Tel : Head Office : Tokyo (03) 3458-1111 Overseas Marketing Department : Tokyo (03) 3458-1115 / FAX : Tokyo (03) 3458-1163

CITYRANGE

CR-200Rf

PREMIUM
CITYRANGE



KATO

Courtesy of CraneMarket.com

3 step simple and easy Jib mounting

STEP ①


Insert the Jib foot pin to the boom top.

STEP ②


Derrick the boom. Extend the boom and release the Jib.



Lower and retract the boom. Secure the auxiliary rope to the Jib.

STEP ③


Hoist the auxiliary rope and swing out the Jib.



Lower the boom and attach the tension rods.



The Jib mounting is complete.

28m

High rigidity 6-section SUPERBOOM

Winch speed is increased by 25 %
(compared with CR-200Ri)

◆ Boom lifting capacity **SUPERBOOM**

- Boom type..... 6-section round shaped full power boom
- Maximum lifting capacity..... **20t x 2.5m**
- Boom length..... **6.5m ~ 28m**
- Maximum lifting height..... **29.1m**

◆ Jib lifting capacity

- Jib type..... 2-section hydraulic luffing power jib
- Jib offset angle..... **7° ~ 60°**
- Jib length..... **4.0m, 5.8m**
- Maximum lifting height..... **34.8m**

Searcher Hook (OPTION)


2 position offset angle Searcher Hook is available - giving optimum working range for Searcher Hook tasks

**MAX
5t**

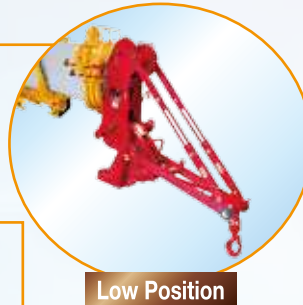
Casters make moving the Searcher Hook easy and effortless.




By operating the Searcher Hook to optimum angle, it secures the maximum lifting height even the boom is lowered.



The Searcher Hook can be used together with the main hook.

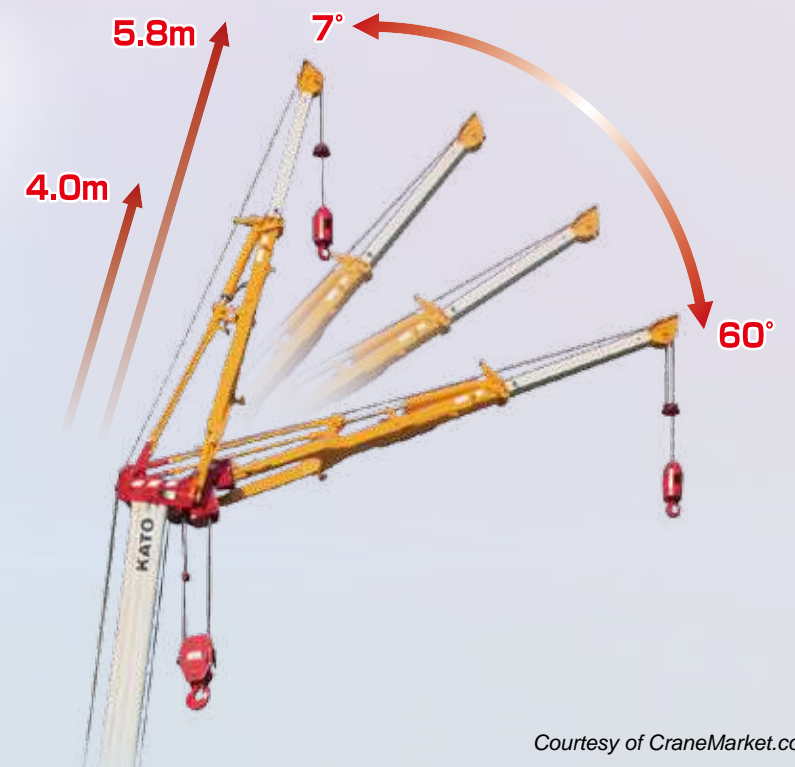


Low Position



High Position

- Tail slewing radius..... **2.25m**
- **2.39m** on slide sheave



Excellent visibility and functional support

◆ The Roof Glass size has been increased by **15%** (compared with CR-200Ri)



◆ Both km/h and MPH,km/h are available for speed meter indication.

▼ Liquid crystal display cluster meter (At view while traveling)



(km/h indication)



(MPH,km/h indication)

High level security start system

● The IC built-in Engine start tag ensures a high level of security.



▲ Multiple view colour Monitor



▲ Emergency engine stop switch (for crane operation)


Clear and safe view

● Operator can monitor left or rear blind spot and winch condition via multiple view colour Monitor.



Clearance sonar system

The clearance sonar detects the obstruction and alerts the Operator.



◀ Left-front



◀ Left-front wheel



◀ Left-rear



◀ Rear

Note) The images are for illustration purposes only and does not show the actual detection range. The performance of this system has limits. The Operator has a responsibility to drive carefully and safely.

Alarm sound cancellation switch



▲ Indicator

Touch screen control COR information display

Information such as fuel consumption, operation hour are available on display.



ECO function

● This function supports economical crane operation.

Crane operation

● It limits the maximum engine speed to reduce the fuel consumption and noise.

Touch screen control ACS moment limiter

A range of limiting functions to increase Safety during Operation.



Load factor limit

● It limits the load factor to 80% ~100% of the rated lifting capacity and keep a safe margin.

Working range limit

● It limits the 2 vertical surface range and avoid collision.

Semi-automatic outriggers leveling



● The new outrigger system facilitates the process of outrigger setting. The vertical cylinders extend and automatically stop at horizontal position while operating semi-automatic leveling switch.

Rear view camera



● The rear view camera and the wireless rear view camera (option) cover the wide range of blind spot area and enhance the safety.



Outrigger extension width

◆ Multiple outrigger positions are available for optimum lifting operations.



Completely retracted 1.93m
3.20m
Intermediately extended 4.30m
4.80m
Fully extended 5.40m

Fast and compact traveling performance

● Maximum traveling speed is up to 55km/h. Front and rear steering enable it to approach confined area.

Environment-friendly and high performance engine

◆ The SCR (Selective Catalytic Reduction) reduces the NOx in the emission.

- Model..... Cummins QSB6.7 (EU Stage IV)
- Piston displacement..... 6.690L
- Maximum Output..... 175kW / 2,300min⁻¹
- Maximum Torque..... 888N·m / 1,500min⁻¹



More roomy and comfortable cab

Air conditioner

The number of air outlets has been increased. Air volume is up 30% (compared with CR-200Ri).



The optional air heater is active even if the engine is turned "off".

Step less adjustable sun shade



Seat

Seat suspension is available. The seat provides comfortable reclining.



K·COR

● The K·COR is data logger system which records working status of crane. Record is extractable by the SD card and capable to confirm through K·COR program.



▲ Lunch table (option)



▲ Drink holder

Progressive features



▲ Colour Monitor



▲ USB socket



▲ Accessory socket



▲ Loud speaker (option)



▲ Bridge device switch



▲ Clearance sonar



▲ LED working light



▲ LED working light



▲ LED ACS outside indicator



▲ LED head light with Hi and Lo selector



▲ LED working light (boom)



▲ Side marker lamp (option)



▲ Searcher Hook (option)



● Rear step



▲ Wheel stopper (option)



▲ Left-front view camera




● Tool box



▲ Aluminum outrigger plate and storage (option)



▲ Way side lamp (option)



▲ Storage box (option)



▲ LED combination rear light



▲ Winch view camera



▲ Rear view camera



▲ LED combination rear light

● Front step



▲ Winch view camera



▲ Rear view camera



▲ LED combination rear light