

NEW



AGRI LOADALL | 550-80/560-80

Gross power: 93–108kW (125–145hp) | Lift capacity: 4,999kg – 6,000kg | Lift height: 7.9m – 8.1m



Courtesy of CraneMarket.com

SMART TECHNOLOGY FROM JCB.

JCB'S SMART HYDRAULICS PACKAGE IMPROVES CYCLE TIME BY 19% WHILE DELIVERING A 15% REDUCTION IN THE AMOUNT OF FUEL CONSUMED.

Introducing the new heavy duty, Euro Stage IV/Tier 4 Final 550-80 and 560-80 Agri Plus and Agri Super with Smart Hydraulics.

High flow auxiliaries and a seat-mounted servo joystick brings improved comfort and productivity. These features are in addition to JCB's unique regenerative hydraulics system which improve cycle times by up to 19%, while delivering a 15% reduction in the amount of fuel used to move the same amount of material.

Also part of the Smart Hydraulics package are end-of-stroke damping on boom lift and retraction, and a new 'auto' mode for the boom's Smooth Ride System (SRS). The Bucket Control System eliminates the need for an operator to make repeated joystick movements, whilst changing attachments is also easier thanks to an auxiliary hydraulics venting valve, operated by a button in the cab.



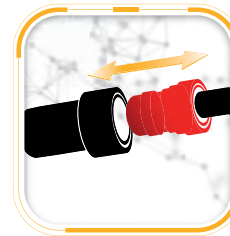
Regenerative hydraulics.

- 1 Making the most out of every drop of precious fuel, gravitational forces are harnessed to make boom lowering and retract more energy efficient and productive.



Auto bucket control.

- 4 JCB's auto bucket control technology makes it easier to meter out or fully empty material from your bucket or manure fork via a feature button on the joystick.



Hydraulic auxiliary venting.

- 2 The cab boasts a pressure release button for front and rear hydraulic services ensuring quick and safe changeover of attachments.



High flow auxiliary.

- 5 This option increases the auxiliary power for greater productivity on attachments demanding high flow. This feature also helps to keep the hydraulic oil cooler.



Boom end damping.

- 3 Improved material retention and smoother cycle work with boom end damping on lift and retract.



Optional auto SmoothRide System.

- 6 Auto SRS engages at speeds of over 2.5mph / 4 kph. This improves load retention and when travelling at speed on roads and fields.

NEW

The NEW 550-80 and 560-80 AGRI Super feature a new 6 speed 40kph transmission for improved travelling performance when handling and roading. The 5th and 6th gears are fitted with Torquelock for increased speed and acceleration with lower fuel consumption.



A GREAT PERFORMANCE.

THE AGRI LOADALL MAKES THE MOST EFFICIENT USE OF YOUR TIME AND MONEY. PRODUCTIVITY AND PERFORMANCE ARE CLASS-LEADING, WITH VERSATILITY, VISIBILITY AND FAST CYCLE TIMES IN ABUNDANCE, AS WELL AS UP TO 6000KG OF LIFT CAPACITY FOR SUPERB BULK RE-HANDLING.

Innovative lifting technology.

1 Regenerative hydraulics help to ensure the very fastest cycle times. Using gravity to lower the boom both time and precious fuel is saved during each work cycle.

Making moves.

2 The AGRI Loadall is extremely manoeuvrable; the compact wheelbase and large steering lock angles save you valuable time, especially where space is limited.

3 4WD is standard, so increased traction is assured at all times. 2WD is available at the flick of a switch too, minimising tyre wear and fuel use when roading. For improved performance on difficult terrain, opt for limited slip differentials (LSD).

4 There are plenty of options to tailor your 550-80 and 560-80 to different applications. These include tyres, hitches, LED Lights, heated screens and a larger 5m³ bulk handling bucket with the 560-80.

Variable Geometry Turbo (VGT) technology minimises lag for excellent performance at low revs. VGT also delivers excellent speed pick-up and superior efficiency at higher revs.

Auto Smoothride System (SRS) engages at speeds of over 2.5mph/4km/h. This improves load retention and comfort (and, in turn, productivity) when travelling at speed on roads, tracks and fields. The system can now be manually engaged with the boom in any position.



Productive controls.

5 A selectable transmission dump on the foot brake allows superb multi-functioning and increased power during loading or rehandling. Additional to the single auxiliary service you can opt for twin auxiliary services.

6 AGRI Loadalls have three selectable steer modes. There's two-wheel steer, which is ideal for high speed on the road; four-wheel steer for tight spaces; and crab-steer for manoeuvring close to walls and farm buildings. Operators can switch modes on the move without having to line the wheels up.

7 Joystick-mounted manual or automatic gear changes means you can shift gears, speed and direction quickly and easily with one ergonomic control.


8 For added versatility, single boom auxiliary features comes as standard for powering a wide range of attachments. To improve productivity even more, we've now fitted an in-cab pressure release button for quicker attachment changes on the front and rear hydraulic auxiliary services. A second auxiliary service is optionally available on the carriage for multi function attachments.

9 JCB's EcoMAX T4 Final engine is offered here in two sizes. The 4.4 litre unit delivers 125hp (93kW) and a massive 550Nm torque at low engine speeds. For ultimate performance, there's our new 145hp (108kW) 4.8 litre engine option with 560Nm torque.

JCB's auto bucket control technology makes it easier to meter out or fully empty material from your bucket or muck fork via a feature button on the joystick. Material is ejected quickly and controlled.



High flow auxiliary pipework increases the speed and power of attachment functions.



SAVING TIME AND MONEY.

THE NEW 550-80 AND 560-80 ARE EXTREMELY EFFICIENT BOTH IN OWNERSHIP AND IN OPERATION. DESIGNED TO GIVE YOU THE MAXIMUM POSSIBLE RETURN ON YOUR INVESTMENT, THEY OFFER GREAT FUEL EFFICIENCY, UNPARALLELED RESALE VALUE AND LOW RUNNING COSTS.

EcoMAX efficiency.

1 JCB AGRI Loadalls are products of our Efficient Design programme, the upshot of which is that you can expect up to 18% fuel savings over our Tier 3/ Stage IIa models. 125hp (93kW) and 145hp (108kW) JCB EcoMAX engines are fitted with a variable speed cooling fan that automatically reacts to ambient temperatures, adjusting fan speed to maximise fuel efficiency and reduce in cab noise levels.

2 The engine can be remapped to run on lower grade fuels, which means your machine can be resold across many different territories, with a corresponding boost to residual values.

3 A 3.5" color TFT screen on the dash provides operators with useful information such as efficient running, fuel remaining, fuel used since last fill, and current average fuel consumption figures. With Tier 4 Final/Stage IV this will now also show DEF (Diesel Exhaust Fluid) level engine hours and other additional information.



Hydraulic damping is fitted to the boom's, retract, lift and lower functions.



Hydraulic efficiency.

4 JCB's hydraulic regeneration system uses a unique pilot-operated counterbalance valve to harness gravitational force, making lowering and retracting the boom more efficient than ever. The system reduces cycle times by up to 20% and fuel consumption by up to 4.4%.

5 We believe that even high performance features should have economy at their heart. That's why our robust Z-bar linkage doesn't just offer an incredible 6.5 tonnes of tearout force; it also maximises bucket fill for superb efficiency in rehandling applications.

6 The 550-80 and 560-80 boasts high back-off brakes; these reduce viscous drag during roading and rehandling, boosting economy by as much as 2%.


Low cost of ownership.

7 JCB's innovative Clean Burn technology is used to meet Tier 4 Final / Stage IV regulations without the need for a Diesel Particulate Filter. This means costly DPF replacement is never a worry.

Instead a JCB Loadall uses a sealed-for-life SCR system. Among the numerous benefits of this setup is the fact that there's no loss of productivity due to DPF regeneration. By investing in a JCB Loadall, you're investing in a machine that's sought-after all over the world for its legendary productivity and build quality. This well-earned reputation keeps residual values high.



4



5



6



7

STRENGTH IN DEPTH.

WE UNDERSTAND THAT AGRICULTURAL WORK CAN BE INTENSIVE AND ARDUOUS. THE NEW 550-80 AND 560-80 ARE THEREFORE BUILT TO BE AS TOUGH AS POSSIBLE, USING TOP QUALITY COMPONENTS AND INNOVATIVE MANUFACTURING PROCESSES TO ENSURE A LONG AND PRODUCTIVE SERVICE LIFE.

Built to last.

1 We've fitted a tough inverted U-shaped boom pressing with fully welded closing plates and large overlaps of over 1.0m. For extra strength, we've reduced the number of joints and stress points across our integrated boom nose and one-piece closing plate.

2 Heavy-duty axle feet help an AGRI Loadall to absorb the immense stresses generated during continuous heavy material re-handling applications. Keyhole castings hold the tilt and extension rams to further improve overall structural integrity.

Out of harm's way.

3 The bonnet is side-mounted and recessed to keep it out of harm's way.

4 Rear lights on these Loadalls fold up and away from potential hazards on-site.

5 If you need added protection from falling objects, choose our front and top screen roof guards.

The one-piece fully welded chassis maximises strength and minimises weight. The boom is mounted low in the chassis, providing an extremely rigid structure and maximum over-the-shoulder visibility.

Hydraulic hoses can be vulnerable to damage, so ours are intelligently routed through the boom for maximum protection.




Passing the tests.

7 The new Loadall range's stringent testing programme has included prolonged high stress loading of the chassis, boom and other key components, as well as repeated transmission use over thousands of cycles and intensive rolling road work.

8 Because we make our own hydraulic rams, cabs, transmissions, engines, chassis and booms. JCB Loadalls benefit from perfect harmony of key components, bringing with it optimised reliability and performance.

9 Our hydraulic cylinders have friction-welded eye-ends for extra strength, plus all pivots use hardened pins.

10 We use state-of-the-art manufacturing processes such as robot machining, precision paint technology and innovative assembly techniques to achieve the very highest levels of quality.



THE COMFORTABLE FAVOURITE.

THE AGRI LOADALLS FEATURE ONE OF THE LARGEST CABS AROUND, WITH LOW NOISE LEVELS, EXCELLENT AIR FLOW, OPTIONAL AIR CONDITIONING, AND A FULLY ADJUSTABLE DRIVING POSITION.

In total control.

1 Single-lever servo-assisted electro hydraulic controls provide fully proportional, smooth and precise command of both boom and auxiliary functions on the 550-80 and 560-80. The single lever control will be cab or an option of seat mounted, ensuring the best controllability on the market. Changing gears and switching direction are all done via the joystick, making manoeuvres fast and easy.

2 Backlit switches ensure quick and accurate control recognition, even in the dark.

3 For intuitive automotive-style ergonomics (and, therefore, greater usability), we've fitted our latest Loadalls with new instruments, a hi-res TFT screen and backlit switches. Operators can now enjoy at-a-glance instrument recognition and improved visibility even at night.

4 A tilting steering column with optional telescopic adjustment helps operators to find the best possible driving position.



A comfier operator.

5 Our 7-speed fan heater has plenty of scope for adjustment; this helps to create a more comfortable – and therefore productive – operator environment.



6 Optional front and rear worklights give good all-round illumination, while our optional LED lights allow ultimate productivity in the dark. We even offer a rear towing hitch worklight option.

7 All-round visibility is excellent, courtesy of direct glazing and a large roof screen, as well as a low bonnet.

8 A exterior top door slam latch means you can close the upper door from the outside.

The standard-fit armrest offers increased comfort and support during boom operation.

The deluxe cab trim, which is standard on Agri Loadalls, gives you extra rear seat storage and a cubby box mounted to the off-side rear of the seat.



THE SAFER CHOICE.

YOU CAN SAVE MORE THAN JUST TIME AND MONEY WITH A 550-80/560-80. YOU CAN SAVE OPERATORS, MACHINERY AND BYSTANDERS FROM POTENTIAL HAZARDS TOO. THAT'S BECAUSE JCB LOADALLS ARE FITTED WITH STRINGENT SAFETY MEASURES, AS WELL AS EFFECTIVE SECURITY TECHNOLOGY TO GUARD AGAINST THEFT.

Safety first.

1 Control is increased even further with automotive-inspired braking. This new system sees already class-leading braking performance enhanced with the introduction of power brakes, providing proportional braking throughout the pedal travel and resulting in improved braking effort and safe, stable stopping.

Adaptive Load Control technology automatically controls hydraulic operation, helping to maintain the longitudinal stability.

2 Excellent cab access, with three points of contact and ergonomically positioned grabs, handles and two foot steps.

Bystanders are safeguarded by our standard-fit reversing alarm.

3 The low boom profile and pivot means that operators get excellent rear visibility; there's also a full set of side and rear-view mirrors to enhance all-round visibility and safety compliance.

An AGRI Loadall has hose burst check valves (HBCVs) to protect the rams from collapse in the event of a hose failure.

Accidental operation is a thing of the past with our operator presence switch; this feature prevents vehicle movement whenever drivers leave their seats.

Our factory-fit immobilisers can reduce your insurance premiums. They can be activated by keys or a 4-digit keypad, with automatic arming after a set time following engine shutdown.

Depending on territory, our Loadall security system is Thatcham-approved. The package comprises a Cesar Datatag (on UK vehicles), a JCB LiveLink telematics vehicle tracker, and an immobiliser.

1



2



3

LESS SERVICING, MORE SERVICE.

KEEPING DOWNTIME TO A MINIMUM IS CRUCIAL TO ACHIEVING ULTIMATE PRODUCTIVITY, SO THE JCB 550-80 AND 560-80 ARE EXCEPTIONALLY EASY TO SERVICE AND MAINTAIN. KEY COMPONENTS ARE HARDWEARING AND STRAIGHTFORWARD TO ACCESS.

Maintaining productivity.



1 All daily checks and grease points are easily located at ground level on these Agri Loadalls; specify our optional central greasing system for even faster and easier serviceability.

2 It's easy to fill both the diesel and DEF/AdBlue tanks from ground level. Both tanks also have built-in pre-filters in the filler necks to guard against dirt and contaminants as well as separate keys to prevent cross contamination. Housed inside the DEF tank are DEF quality sensors.

3 The batteries are protected by a hinged bolt shut door still giving easy access to the battery.

4 A dry lubricant system means our wear pads are extremely durable, with service intervals of 500 hours.

5 Every fluid filter (engine oil, hydraulic oil and fuel) is centrally located for fast, easy servicing. The air filter is easily accessed too, and its double-element design simplifies cleaning.



LIVELINK, WORK SMARTER.

JCB LIVELINK IS AN INNOVATIVE SOFTWARE SYSTEM THAT LETS YOU MONITOR AND MANAGE YOUR MACHINES REMOTELY – ONLINE, BY EMAIL OR BY MOBILE PHONE.

Productivity and cost benefits –

Machine location information can improve fleet efficiency and you may even enjoy reduced insurance costs courtesy of the added security that LiveLink brings.

** Note: Please consult your local dealer for LiveLink availability*



Maintenance benefits – Accurate hours monitoring, maintenance history records, critical machine alerts and service alerts improve maintenance planning.

Security benefits – Real-time geofencing lets you set operating zones and curfew alerts that tell you when your machinery outside of pre-determined times. Location information helps you store machines safely.

VALUE ADDED.

JCB'S WORLDWIDE CUSTOMER SUPPORT IS FIRST CLASS. WHATEVER YOU NEED AND WHEREVER YOU ARE, WE'LL BE AVAILABLE QUICKLY AND EFFICIENTLY TO HELP MAKE SURE YOUR MACHINERY IS PERFORMING TO ITS FULL POTENTIAL.



1 Our Technical Support Service provides instant access to factory expertise, day or night, while our Finance and Insurance teams are always on hand to provide fast, flexible, competitive quotes.

JCB Assetcare offers comprehensive extended warranties and service agreements, as well as service-only or repair and maintenance contracts. Irrespective of what you opt for, our Maintenance teams around the world charge competitive labour rates, and offer non-obligation quotations as well as fast, efficient insurance repair work.



2 The global network of JCB Parts Centres is another model of efficiency; with 16 regional bases, we can deliver around 95% of all parts anywhere in the world within 24 hours. Our genuine JCB parts are designed to work in perfect harmony with your machine for optimum performance and productivity.

Note: JCB LIVELINK and JCB ASSETCARE may not be available in your region, so please check with your local dealer.

ATTACHMENTS.

FROM FORKS AND SHOVELS TO SPECIALISED AGRICULTURAL ATTACHMENTS, OUR GENUINE JCB ATTACHMENTS RANGE CAN BE PERFECTLY MATCHED TO ANY APPLICATION.



Shear grab.

Designed to cleanly cut grass and maize silage from the clamp, these units feature hardox or forged tines, a heavily reinforced construction and powerful action. The serrated front blades are individually replaceable to minimise repair costs.



Multishovels.

Intelligent design and rigorous testing has ensured that these multishovels are tough enough to withstand many hours of hard work. As part of the JCB extensive testing process our prototype units have been put to work on multiple UK and European working farms.



Agricultural shovel.

High quality steel design with optional drilled toeplates to allow for additional bolt-on plates. Lightweight Domex material for maximum durability and productivity.



Bucket brush.

High strength Domex steel means that our new bucket brush range is both hard wearing and built to last. A versatile tool which can be used to sweep and collect a large variety of materials such as mud, grain, slurry, aggregate and equine waste.

Powergrab.

The improved traditional tool for the stock farmer, these well-proven units are available in a range of sizes with options of forged or Hardox tines.



Grain pusher.

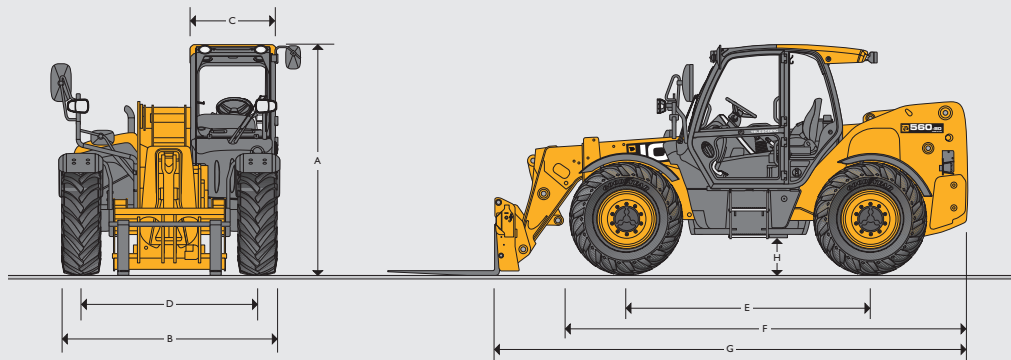
Used to make optimum use of grain store capacity, the grain pusher has a 2286mm (90in) blade and uses a tubular frame for strength and minimum weight. Especially useful for operating over above-floor drying ducts. No flat surfaces allows free fall of grain.



Grass forks.

Designed specifically for handling large volumes of grass for silage work, they feature a rear spill guard and hard wearing Hardox tines.

STATIC DIMENSIONS

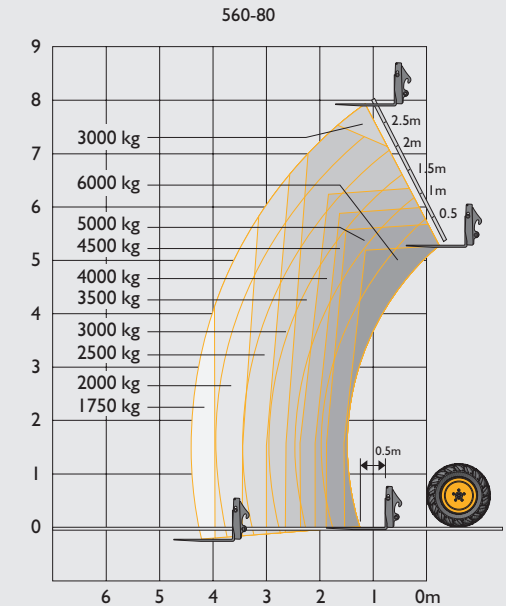
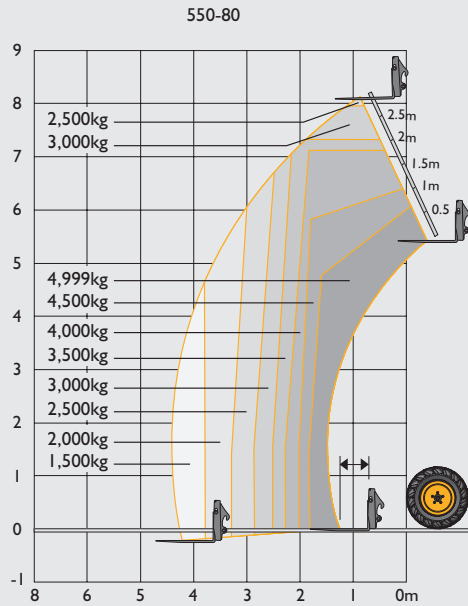


			550-80	560-80
A	Overall height	m	2.59	
B	Overall width (over tyres)*	m	2.42	2.54
C	Inside width of cab	m	0.94	
D	Front track	m	1.98	
E	Wheelbase	m	2.75	
F	Overall Length to front of tyres	m	4.42	
G	Overall length to front of carriage	m	5.27	
H	Ground clearance	m	0.4	
	Outside turn radius (over tyres)	m	4.1	
	Carriage rollback angle	degrees	47	
	Carriage dump angle	degrees	33	
	Weight**	kg	10530	10775
	Tyres		440/80 R24	500/70 R24

* Dependant upon tyre specified.

** Dependant upon tyre specified and machine specification.

LIFT PERFORMANCE



		550-80	560-80
Maximum lift capacity	kg	4999	6000
Lift capacity to full height	kg	2500	3000
Lift capacity at full reach	kg	1500	1750
Lift height	m	8.1	7.9
Reach at maximum lift height	m	0.97	0.92
Maximum forward reach	m	4.47	4.41
Reach with 1 tonne load	m	4.47	4.41
Placing height	m	7.45	6.64

Complies with stability test EN 1459 Annex B.

ENGINE		
Emissions level		T4F / Stage IV
Manufacturer		JCB
Displacement	litres	4.4/4.8
No of Cylinders		4
Bore size	mm	103/106
Stroke	mm	132/135
Aspiration		TCA
Power rating		
Power @ 2200rpm	kW (hp)	93 (125)/108 (145)
Torque rating		
Torque @ 1500rpm	Nm (lb/ft)	550 (406)/560 (413)
Engine oil service intervals		500 hours
After treatment		SCR & DEF

TRANSMISSION	
JCB Powershift Transmission incorporating torque converter and a bevel box in one resiliently mounted unit. Manual gear shift incorporated onto the single lever joystick. Travel speed 40kph (dependant upon tyre selection) 2/4 WD disconnect.	
Front and rear drive axles: Epicyclic hub reduction drive/steer axles with torque proportioning differentials.	
Agri Plus: 4 Speed Manual	
Agri Super: 6 Speed Manual/Automatic with torque lock in 5th and 6th gear.	

HYDRAULICS		
Operating system pressure	bar	260
Main hydraulics	l/min	140
Pump	l/min	Variable
Loader controls	Cab mounted single lever joystick (Seat mounted optional) – Electric servo control of all lift end functions.	
Hydraulic cycle times		seconds
	550-80	560-80
Boom raise		7.4
Boom lower	5.9	8.3
Extend		8.3
Retract		5.9
Bucket dump		2.8
Bucket crowd		3

ELECTRICAL SYSTEM		
System voltage	Volt	12
Alternator output	Amp hour	150
Battery capacity	Amp hour	220
Full road lighting. Reversing light. Directional indicators. Hazard warning. Reverse alarm.		

SERVICE CAPACITIES		
Fuel tank	litres	146
Hydraulic tank	litres	112
Engine oil sump	litres	14
Engine coolant system	litres	23
DEF tank	litres	20.8

BRAKES	
Service brakes: Hydraulically activated power brakes, self-adjusting, oil-immersed in-board multi-disc type on front and rear axles.	
Parking brake: Hand operated oil immersed disc type.	

BOOM AND CARRIAGE	
Boom is manufactured from high tensile steel. Low maintenance, hard wearing pads. JCB Q-fit self-levelling carriage with lever operated pin locking accepts pallet forks and a wide range of attachments. One boom end auxiliary hydraulic service fitted as standard.	

SAFETY CHECK VALVES	
Fitted to carriage tilt, telescopic and boom lift rams.	

NOISE AND VIBRATION		
		Measurement conditions
Noise at the operator station (LpA)	78dB	In accordance with ISO6369 in a test defined in 2000/14/EC
Noise emission from the machine (LWA)	107dB	External noise determined in accordance with test defined in 2000/14/EC
Whole body vibrate emission	0.42m ²	In accordance with ISO 2631-1:1997

STEERING

Hydrostatic power steering with power track rods on both axles. Three steer mode options: front wheel steer; all wheel steer; crab steer: operated from in the cab by a selection switch, with automatic alignment.

CAB

Quiet, safe and comfortable cab conforms to ROPS ISO 3471 and FOPS ISO 3449. Tinted glass all round with laminated front and roof screen. Roof bars, front, rear and roof screen wash/wipe and heater/screen demister. Opening rear window. Audio-visual warning system for coolant temperature, water in fuel, engine oil pressure, air cleaner, battery charge, transmission oil temperature and pressure. Brake charge, hourmeter and road speed indicator. Engine temperature, fuel gauge and clock. Adjustable steer column with forward reverse shuttle. Floor mounted throttle pedal. Adjustable deluxe suspension seat with adjacent park brake. Automatic eye level audio-visual load moment indicator warning system receiving a signal from a load sensor on the rear axle.

This system continuously monitors the machine's forward stability and leaves the operator in control at all times.

Hydraulic controls: Cab mounted single lever servo joystick, incorporating forward/neutral/reverse, with progressive extend/retract and auxiliary incorporating constant flow facility. Seat mounted single lever servo joystick incorporating forward/neutral/reverse, with progressive extend/retract and auxiliary incorporating constant flow facility.

OPTIONS AND ACCESSORIES

Options: Front, rear and boom working lights, rotating flashing beacon, fire extinguisher, 26" agricultural and industrial tread pattern tyre option, radial industrial tyres, limited slip differential in front axle, windscreen and roof guard, air suspension seat, roof and front screen blind, radio kit, air conditioning, 2 speed and intermittent front wash/wipe, Smoothride system, towing facility with trailer lighting package, variable speed fan and reversing fan as standard, optional auto reverse fan, 2nd boom auxiliary, carriage options available – contact your local dealer.

Attachments: Contact your local dealer for details of the comprehensive range.

Adaptive load control for EU territories conforms to EN15000.

OPTIONS

Model	550 / 560		560-80 AGRI SUPER
Sub model	AGRI PLUS	AGRI SUPER	BioMaster
Engine and gearbox			
93kW / 125hp	●	N/A	N/A
108kW / 145hp	○	●	●
33kph (4-speed)	●	N/A	N/A
40kph (6-speed) incorporating TorqueLock in 5th and 6th gear	N/A	●	●
Smart hydraulics			
Electrical 2/4WD select	●	●	●
Regenerative hydraulics (lower and retract)	●	●	●
End damping (lift and retract)	●	●	●
Quick auxiliary venting	●	●	●
Bucket control system	●	●	●
Options			
2-speed wiper	●	●	●
Auto SRS	○	●	●
Joystick seat mounted	○	●	●
Auto reversing fan	○	●	●
Air conditioning	○	○	●
Centrally grouped grease points	○	○	●
LED work lights (front and rear)	○	○	●
LED boom works lights (boom)	○	○	●
Cab			
Clean air kit	○	○	●
Boom nose cover	○	○	●
Inner boom brush	○	○	●
Z-bar surround	○	○	●
LED rear hitch light	○	○	○
Seat – Air suspension and heated	○	○	○
Twin front auxiliaries	○	○	○
Limited slip differential in front axle	○	○	○

N/A – Not Available ● Standard ○ Option





ONE COMPANY, OVER 300 MACHINES.

Your nearest JCB dealer

AGRI LOADALL 550-80/560-80

Gross power: 93–108kW (125–145hp) Lift capacity: 4,999kg – 6,000kg Lift height: 7.9m – 8.1m

JCB Agriculture, Rocester, Staffordshire ST14 5JP.

Tel: +44 (0)1889 590312 Email: salesinfo@jcb.com

Download the very latest information on this product range at: www.jcb.com

[facebook.com/JCBAg](https://www.facebook.com/JCBAg) [@JCBAgriculture](https://twitter.com/JCBAgriculture) [youtube.com/JCBAgriculture](https://www.youtube.com/JCBAgriculture)

©2014 JCB Sales. All rights reserved. No part of this publication may be reproduced, stored in a retrieval system, or transmitted in any form or by any other means, electronic, mechanical, photocopying or otherwise, without prior permission from JCB Sales. All references in this publication to operating weights, sizes, capacities and other performance measurements are provided for guidance only and may vary dependant upon the exact specification of machine. They should not therefore be relied upon in relation to suitability for a particular application. Guidance and advice should always be sought from your JCB Dealer. JCB reserves the right to change specifications without notice. Illustrations and specifications shown may include optional equipment and accessories. All images are correct at time of print. The JCB logo is a registered trademark of J C Bamford Excavators Ltd.

9999/5957 en-GB 02/16 Issue 1



Courtesy of CraneMarket.com