

HMF 1810-K



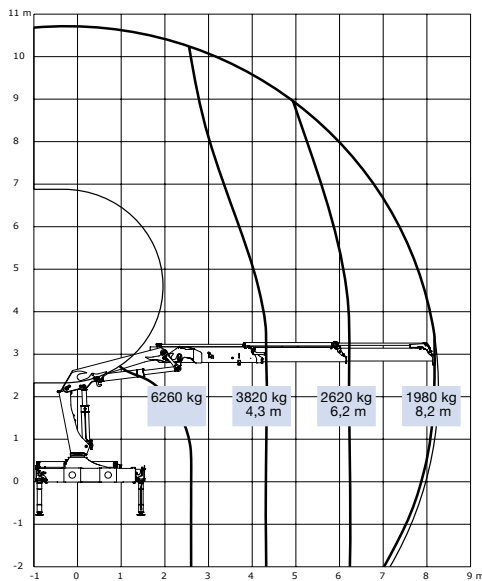
- power to lift.

HMF Knuckle Boom Loader 1810-K

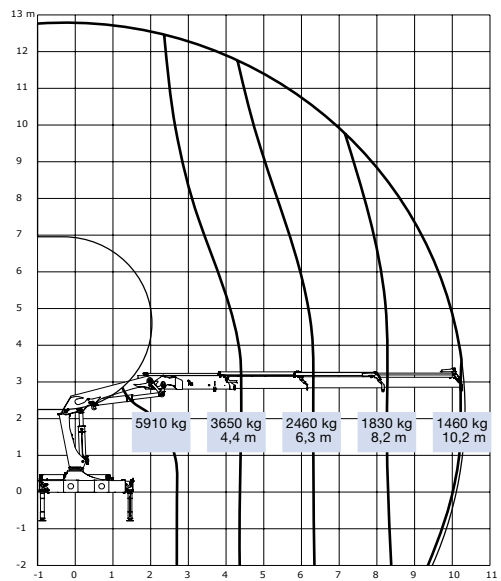
The HMF 1810-K is fast, has great strength, easy maintenance and an extensive range of peripheral options

- The HMF 1810-K is a loader with high working speed particularly well suited for fast grab work.
- The jib extension system is available with over-bending of 15° between the main boom and the jib. Over-bending means the loader can lift maximum load in all boom positions, which increases the potential for lifting in high positions in narrow places.
- The HMF 1810-K has a single Power Plus link arm system on the jib, which provides high lifting capacity, even when the boom system is fully extended. The loader has great strength, regular speed and is well suited for loading and unloading tasks at a low height far away from the vehicle.
- With HMF's newly developed CE-safety system, the RCL 5300 Series, HMF acknowledges that safety has to co-operate with the user and help him during critical lifting tasks.
- All load-bearing hydraulic cylinders on HMF 1810-K are equipped with load-holding valves. This is to secure against uncontrolled movements.
- HMF 1810-K has an extensive range of peripheral options and many solutions are incorporated in the construction. This offers a good workplace, thoroughly thought out solutions and a safe and fast workflow.
- HMF 1810-K is available with different operation possibilities. With radio remote control, the operator obtains the ultimate freedom of action. Radio remote control can be combined with either stand-up controls or top seat on the loader column.

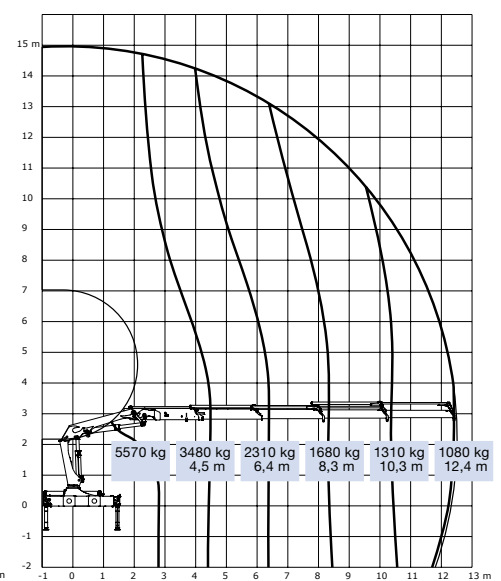
HMF 1810-K2



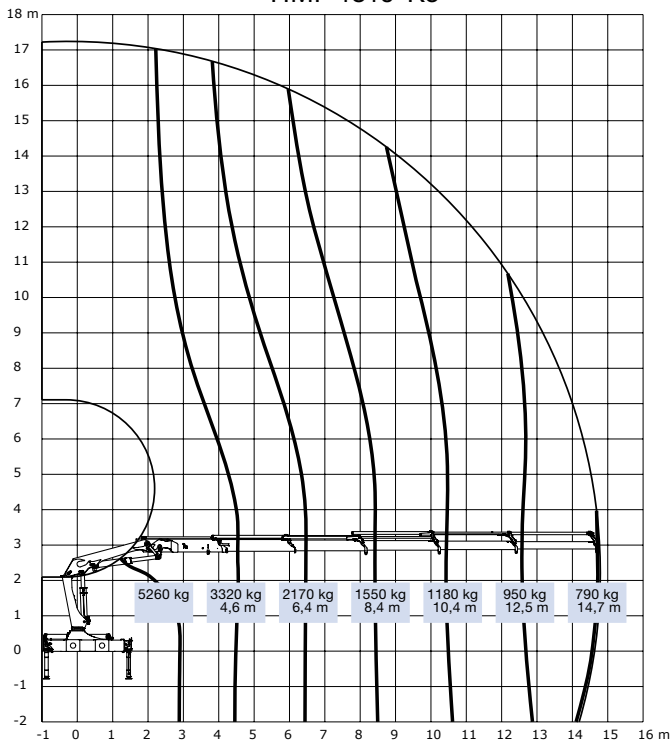
HMF 1810-K3



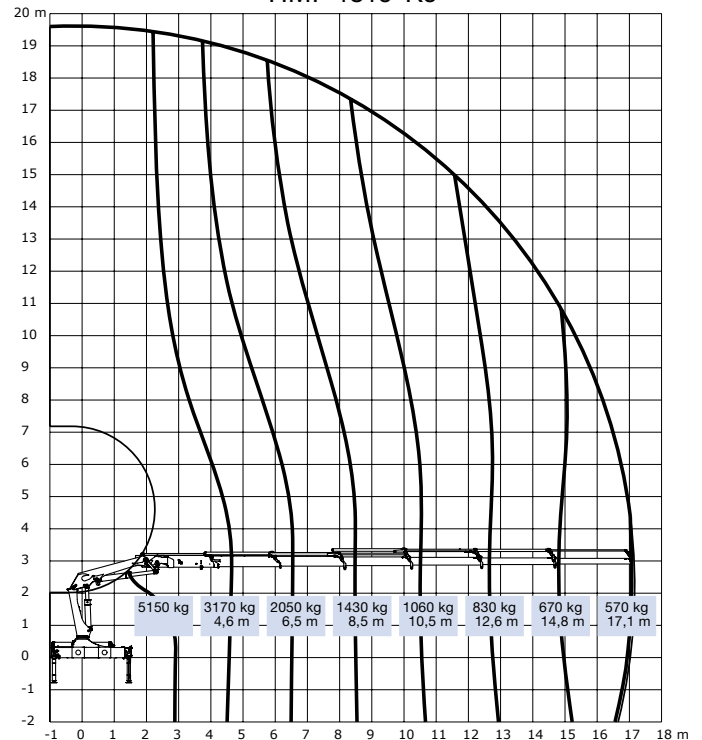
HMF 1810-K4



HMF 1810-K5



HMF 1810-K6

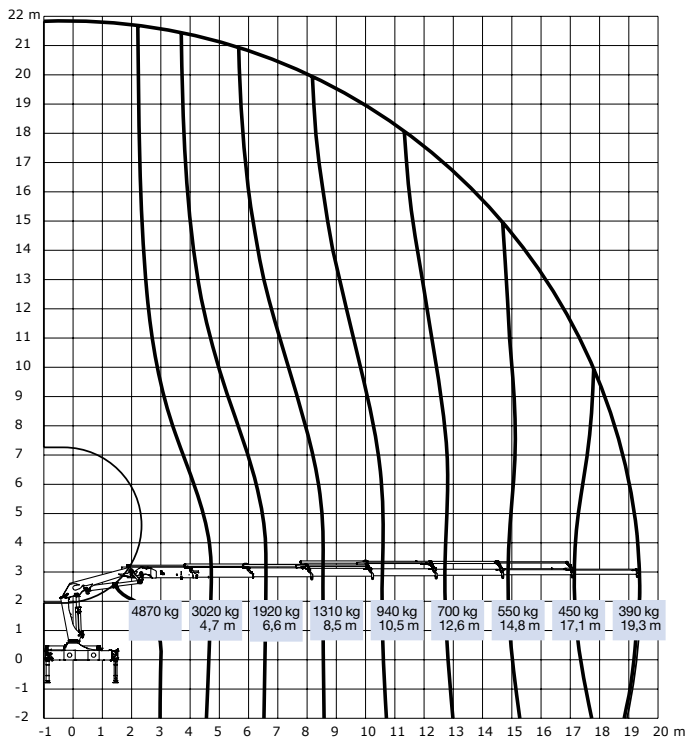


- power to lift.

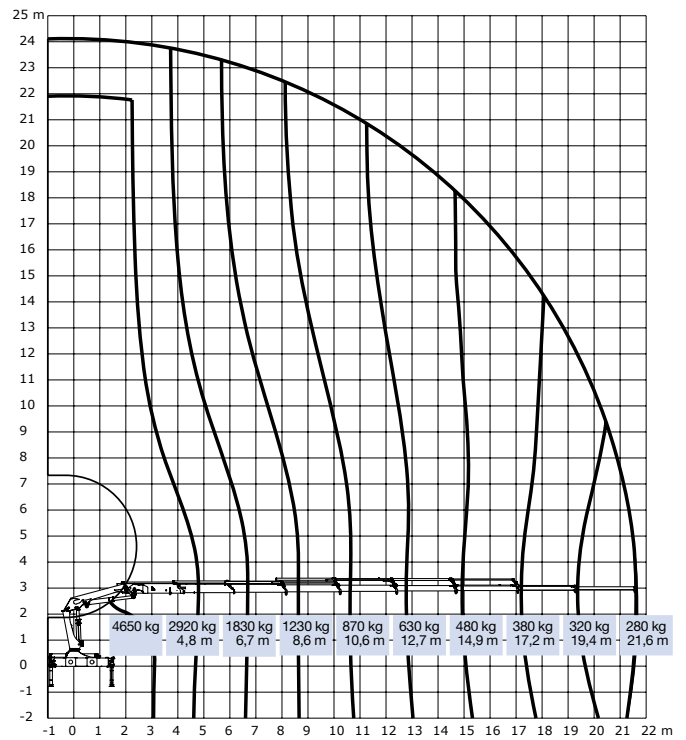
Loading group B3	Unit	1810-K2	1810-K3	1810-K4	1810-K5	1810-K6	1810-K7	1810-K8
Load moment	tm	16.5	16.1	15.6	15.1	14.7	14.2	14.0
Hydraulic reach	m	8.3	10.3	12.5	14.8	17.2	19.4	21.7
Slewing torque	kgm	2426	2426	2426	2426	2426	2426	2426
Slewing angle	°	400	400	400	400	400	400	400
Max. heel at max. moment	°	5	5	5	5	5	5	5
Working pressure	Bar	300	300	300	300	300	300	300
Recommended pump performance	l/min	55	55	55	55	55	55	55
Height above chassis	mm	2295	2295	2295	2295	2295	2295	2295
Length of loader, no extra valves	mm	880	880	880	880	880	990	990
Length of loader, with extra valves	mm	1000	1000	1000	1000	1000	-	-
Width	mm	2500	2500	2500	2500	2500	2500	2500
Stabilizer spread, standard	mm	5575	5575	5575	5575	5575	5575	5575
Stabilizer spread, double	mm	6455	6455	6455	6455	6455	6455	6455
Weight of standard loader excl. stabilizers*	kg	1770	1925	2080	2220	2345	2450	2535
Weight of stabilizers, standard*	kg	275	275	275	275	275	275	275
Weight of stabilizers, double*	kg	355	355	355	355	355	355	355

* Weight excl. fittings, optional extras and oil.

HMF 1810-K7



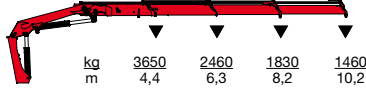
HMF 1810-K8



HMF 1810-K2



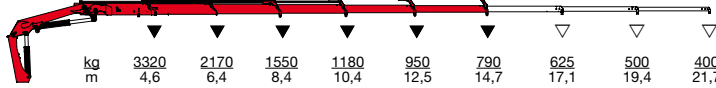
HMF 1810-K3



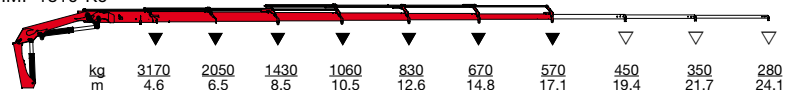
HMF 1810-K4



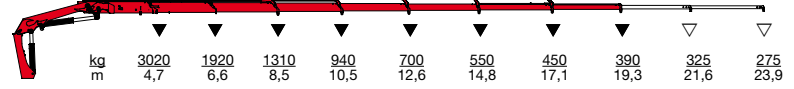
HMF 1810-K5



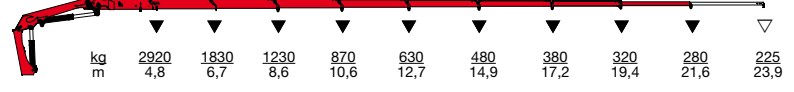
HMF 1810-K6



HMF 1810-K7



HMF 1810-K8

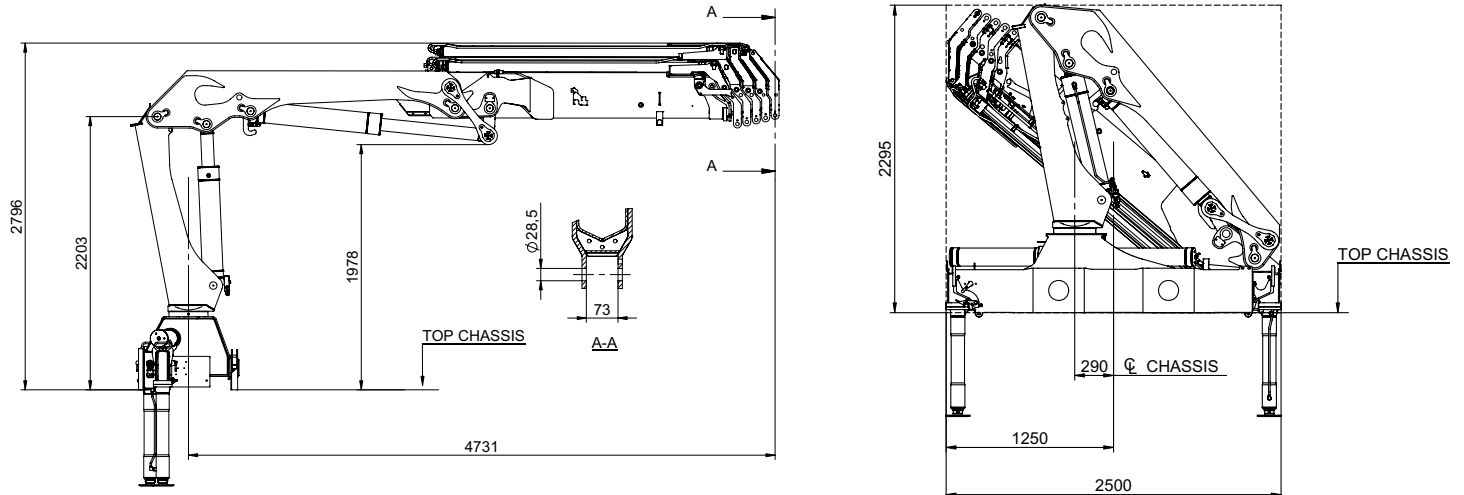


▼ Lifting capacity without manual extensions
 ▽ Lifting capacity with manual extensions

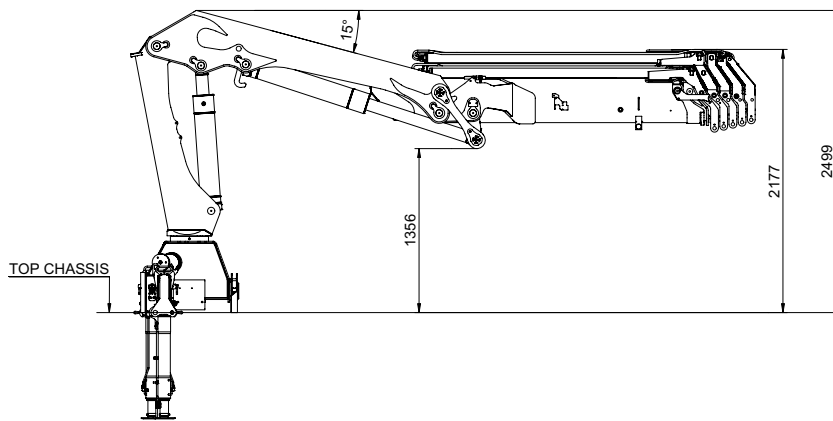
- power to lift.

HMF Knuckle Boom Loader 1810-K

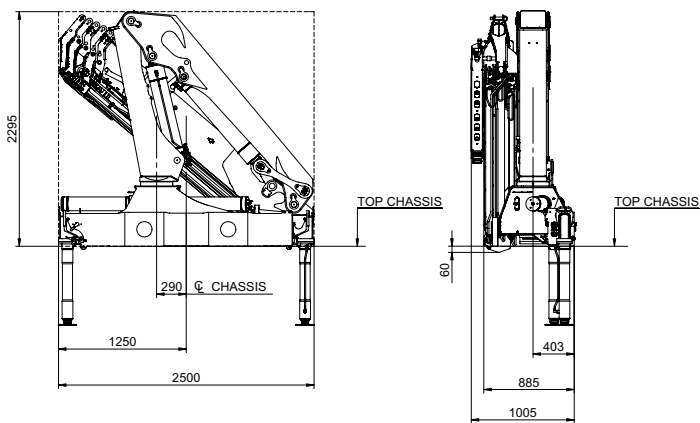
HMF 1810-K



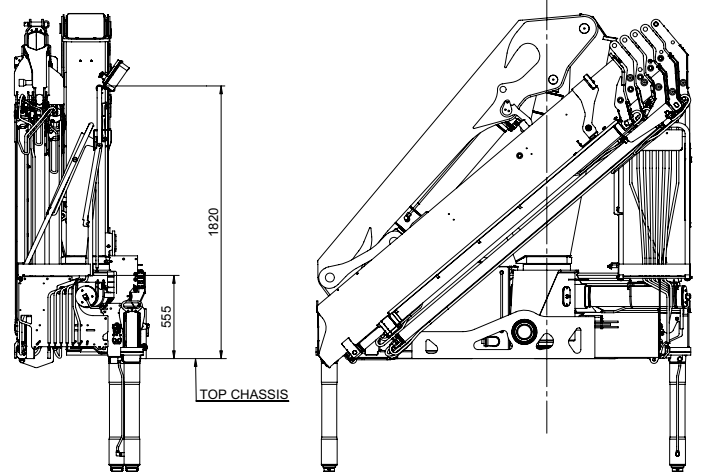
HMF 1810-K with over-bending of 15°



HMF 1810-K with winch



HMF 1810-K with stand-up controls



Z008404-1

We reserve the right to introduce improvements and modifications



Højbjerg Maskinfabrik A/S • Oddervej 200 • DK-8270 Højbjerg
Tel.: +45 8627 0800 • Fax: +45 8627 0744 • info@hmf.dk

www.hmf.dk

Courtesy of Crane.Market