


# HMF 1500-K



- power to lift.

# HMF Knuckle Boom Loader 1500-K



## The HMF 1500-K Series

HMF's latest generation of loaders in the 15 tm range have been developed and designed to solve many different lifting tasks. Advanced methods of calculation have been used when designing the loader's components and geometry, to ensure that loaders offer a power-to-weight ratio amongst the best on the market.

### Excellent safety

HMF focuses heavily on loader safety and incorporates "safety first" in all loader functions. HMF is the only manufacturer to offer a totally integrated user-friendly safety system, which only interferes when absolutely necessary.

### Reliable and service-friendly design

HMF recognises that loaders are required to work with constant and large loads, thus subjecting them to wear and tear. In addition to this, demands are made for absolute operational safety and a long life span. With this in mind, the HMF 1500-K Series has been developed and tested to reduce the need for maintenance and service thanks to hard wearing and reliable solutions. Maintenance-free bearings have been used where possible, all hydraulic connections for stabilizer legs and stabilizer beams are led internally in the stabilizer beam, and hoses are led internally in the column. This protects the hoses and pipes, and gives a perfect interaction between functionality of the loader and ease of maintenance.

## Flexible design

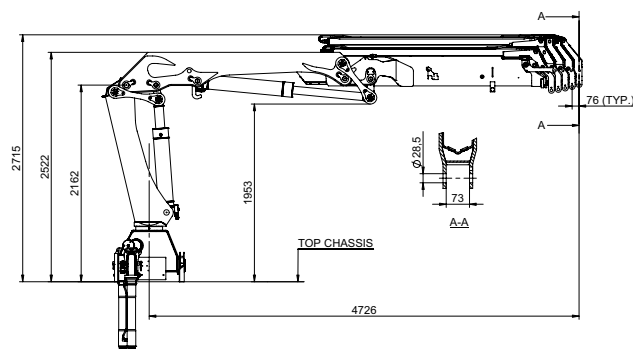
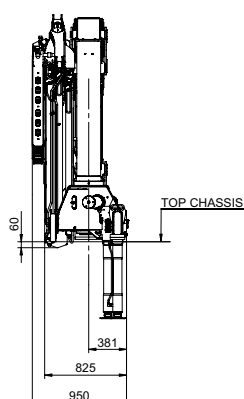
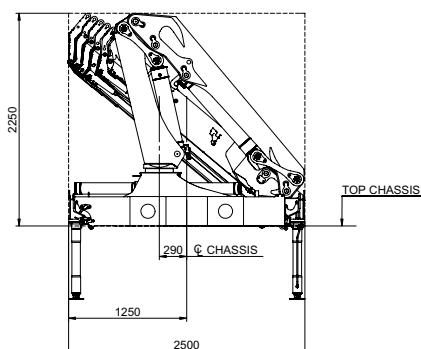
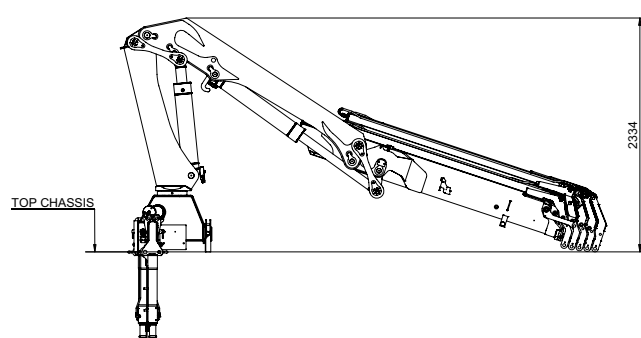
The HMF 1500-K Series is constructed as a strong and versatile working tool. The loader is available with 15° over-bending between the main boom and the jib, which provides high flexibility for demanding tasks in narrow places, e.g. through low gates and windows. The dual link arm system gives very precise and regular boom movements in the entire working area and is particularly well suited for long reaches and lifting in high positions. Stabilizer beams are available either with fixed stabilizer legs, manual swing-up legs to 20° or hydraulic swing-up stabilizer legs up to 180°. This flexibility makes all kinds of mounting on the vehicle possible.

## Optional extras

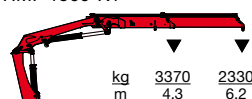
Whether the requirement is vertical lifting in high positions or lifting at long reach, the HMF 1500-K Series is the right loader. As a part of a wide range of product enhancing optional extras for the HMF 1500-K Series, both winch and extra valves led in either hose guides or hose reels can be specified. There are also a wide range of operation options including; ground control, radio remote control, stand-up control or top seat control.

Loading group B3	Unit	1500-K1	1500-K2	1500-K3	1500-K4	1500-K5	1500-K6
Load moment	tm	14.5	14.0	13.6	13.2	12.8	12.5
Hydraulic reach	m	6.2	8.3	10.4	12.7	14.9	17.2
Slewing torque	kgm	1794	1794	1794	1794	1794	1794
Slewing angle	°	400	400	400	400	400	400
Max. heel at max. moment	°	5	5	5	5	5	5
Working pressure	Bar	300	300	300	300	300	300
Recommended pump performance	l/min	50	50	50	50	50	50
Height above chassis	mm	2250	2250	2250	2250	2250	2250
Length of loader, no extra valves	mm	820	820	820	820	820	820
Length of loader, with extra valves	mm	945	945	945	945	945	945
Width	mm	2500	2500	2500	2500	2500	2500
Stabilizer spread, standard	mm	4615	4615	4615	4615	4615	4615
Stabilizer spread, single	mm	5590	5590	5590	5590	5590	5590
Stabilizer spread, double	mm	6470	6470	6470	6470	6470	6470
Weight of standard loader excl. stabilizers*	kg	1420	1560	1700	1835	1955	2050
Weight of stabilizers, standard*	kg	200	200	200	200	200	200
Weight of stabilizers, single*	kg	235	235	235	235	235	235
Weight of stabilizers, double*	kg	300	300	300	300	300	300

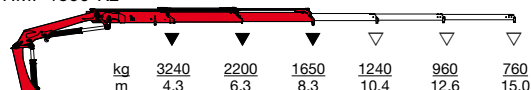
\*Weight excl. fittings, optional extras and oil



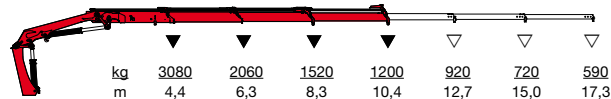
HMF 1500-K1



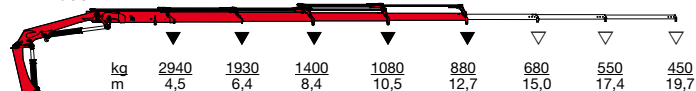
HMF 1500-K2



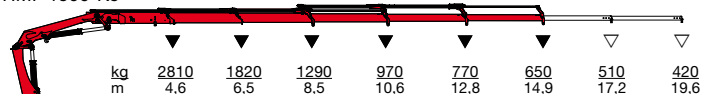
HMF 1500-K3



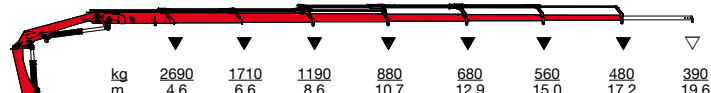
HMF 1500-K4



HMF 1500-K5



HMF 1500-K6

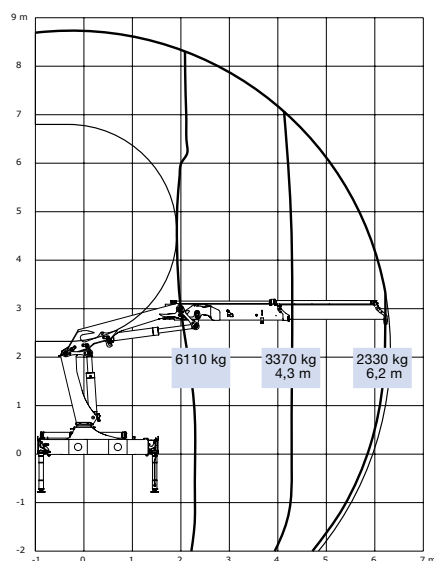


▼ Lifting capacity without manual extensions  
▽ Lifting capacity with manual extensions

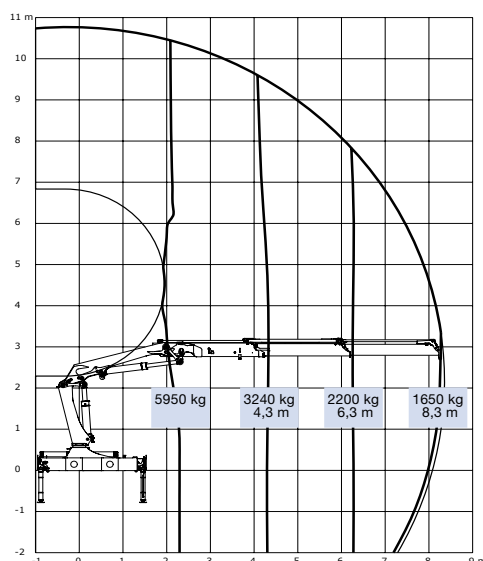
- power to lift.

# HMF Knuckle Boom Loader 1500-K

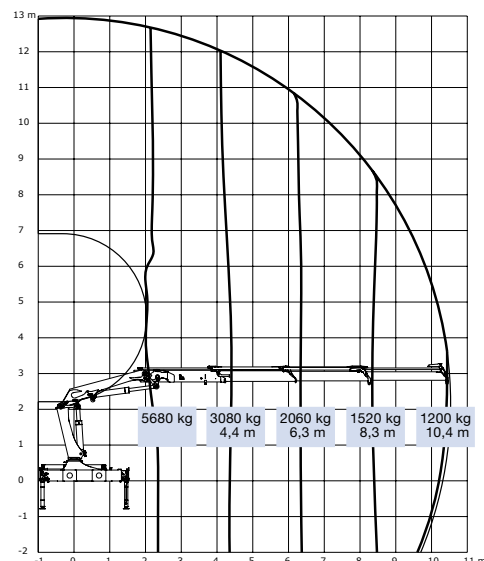
HMF 1500-K1



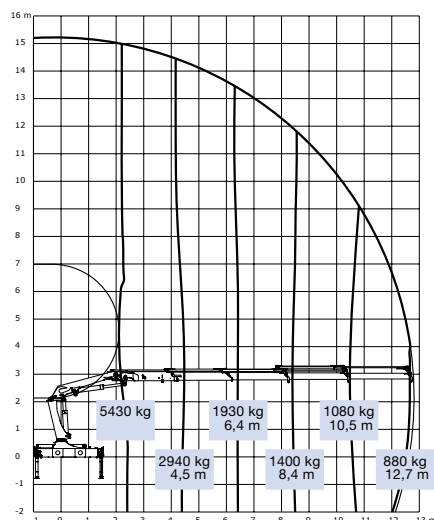
HMF 1500-K2



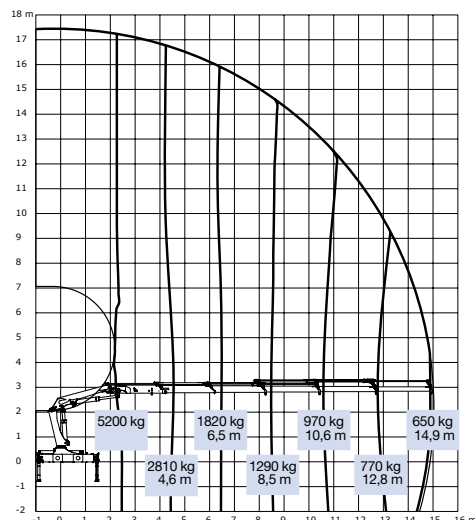
HMF 1500-K3



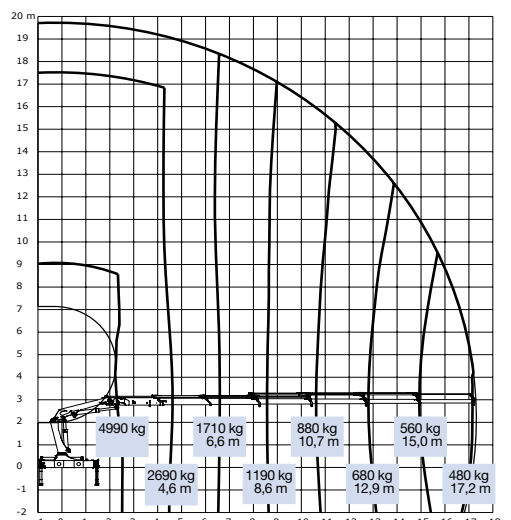
HMF 1500-K4



HMF 1500-K5



HMF 1500-K6



## Højbjerg Maskinfabrik A/S

HMF is one of the world's leading manufacturers of hydraulic equipment for the transport industry and is well known throughout the globe for producing robust high quality loaders, which offer a long life span and are ideal for even the most arduous applications. HMF-loaders are produced in a state of the art 70,000 m<sup>2</sup> manufacturing facility and range in size from 0.5 tm to 72 tm. An intense programme of continuous improvement means that only the most modern manufacturing processes are employed by HMF, and this coupled with rigorous testing procedures ensures a very high level of customer satisfaction. The manufacturing facility is backed up by an extensive sales & service network of subsidiaries, dealers, and agents in more than 50 countries throughout the world.

This network also has access to HMF's well assorted stock of spare parts, which ensures minimum downtime.

**- power to lift.** is an expression, which describes HMF's values and attitudes. Everybody at HMF regards **- power to lift.** – as a promise. As a customer at HMF, you can always expect a high degree of safety, qualification and reliability in close cooperation with our employees.

Z008309-6

We reserve the right to introduce improvements and modifications



Højbjerg Maskinfabrik A/S • Oddervej 200 • DK-8270 Højbjerg  
Tel.: +45 8627 0800 • Fax: +45 8627 0744 • info@hmf.dk

[www.hmf.dk](http://www.hmf.dk)

Courtesy of Crane.Market