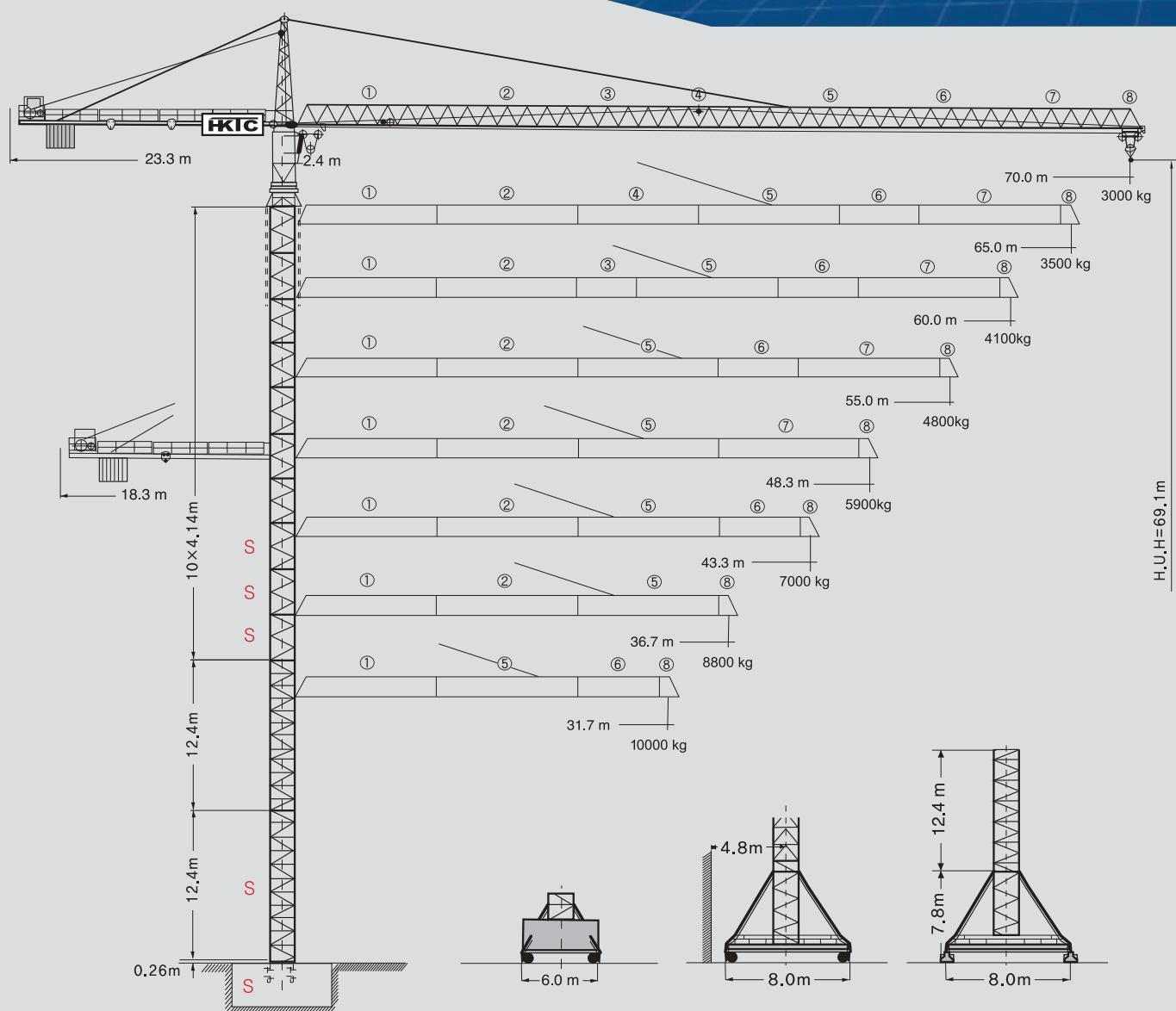


Hankook Tower Crane

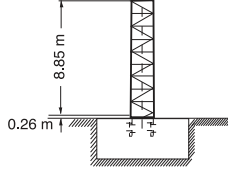
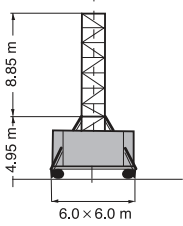
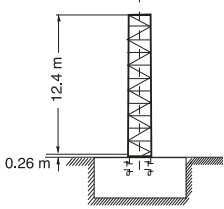
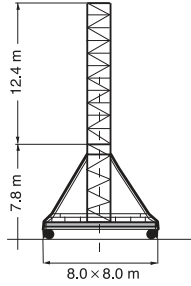
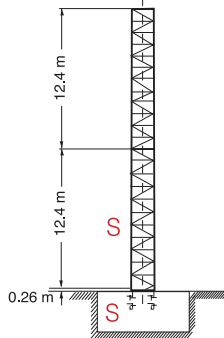
290HC 10 TOWER CRANE



HANKOOK CRANE & TECH

290HC 10

290HC 10 / 37.5kw

Number of tower sections	Hoisting height		Hoisting height		Hoisting height
	m	m	m	m	
0	12,4	17,1	16,1	23,5	28,4
1	S 16,6	S 21,2	S 20,1	S 27,7	S 32,5
2	20,7	25,4	24,3	31,8	S 36,7
3	24,8	29,6	28,4	35,9	S 40,8
4	29,0	33,7	32,5	40,0	45,0
5	33,1	37,8	36,7	44,1	49,1
6	37,3	41,9	40,8	48,2	53,2
7	41,4	46,1	45,0	52,4	57,4
8	45,5	50,2	49,1	56,5	61,5
9*	49,7	54,4	53,2	60,7	65,7
10*	-	-	57,3	-	69,9
					

※S = Tower section reinforced

Data for rail-going crane

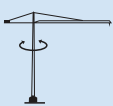
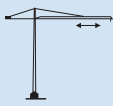
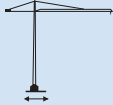
Wheel gauge	6.0 m oder 8.0 m
Track gauge	6.0 m oder 8.0 m
Interior curve radius (6m-undercarriage)	12.5 m

Interior curve radius (8m-undercarriage)	18.0 m
Dead weight (6m-undercarriage)	85000 kg
Dead weight (8m-undercarriage)	92000 kg

Radius and capacity

Length of jib (Slewing radius) m	MAX. Capacity m/kg	Radius and capacity(kg)																			
		25.0	28.0	31.7	34.0	36.7	38.0	40.0	42.0	43.3	45.0	48.3	51.0	53.0	55.0	57.0	60.0	62.0	65.0	67.0	70.0
70.0 (R=71.36)	2.2-26.0 10000	10000	9280	8060	7420	6790	6510	6130	5780	5560	5310	4870	4550	4330	4130	3950	3690	3540	3320	3190	3000
65.0 (R=66.36)	2.2-27.0 10000	10000	9700	8430	7770	7110	6820	6420	6060	5840	5570	5110	4780	4560	4350	4150	3890	3730	3500		
60.0 (R=61.36)	2.2-28.0 10000	10000	10000	8830	8140	7460	7160	6740	6360	6130	5860	5370	5030	4800	4580	4380	4100				
55.0 (R=56.36)	2.2-29.0 10000	10000	10000	9220	8500	7790	7480	7040	6650	6410	6130	5520	5270	5030	4800						
48.33 (R=49.7)	2.2-30.0 10000	10000	10000	9640	8900	8160	7830	7380	6970	6720	6420	5900									
43.33 (R=44.7)	2.2-31.7 10000	10000	10000	10000	9260	8490	8150	7680	7260	7000											
36.67 (R=38.0)	2.2-32.0 10000	10000	10000	10000	9590	8800															
31.67 (R=33.0)	2.2-31.7 10000	10000	10000	10000																	

Speeds

	0.7 sl./min	2 × 6.3 kw
	0-110 m/min	7.5kw
	25.0m/min with 8m-undercarriage	2 × 7.5 kw

※Total motor output

73kw

Hoist gear	Gear	kg	m/min
37.5kw, WIW 251 JX 402 Elmag, WSB Hoisting height 150.0m (5 layers)	1	10000	1.3 / 20.0
	2	3500	3.2 / 50.0
	3	1200	6.3 / 100

HANKOOK CRANE & TECH CO., LTD.

290HC 10 Packing List

Item	Quantity	Description	This list cannot be used for the calculation of the smallest transport volume,	Length m	Width m	Height m	Unit weight kg	Total weight kg
1	2	Rail bogie with drive		1.63 (1.46)	0.92 (0.84)	0.95 (0.87)	1 450 (1080)	2900 (2160)
2	2	Rail bogie without drive		1.37 (1.15)	0.62 (0.60)	0.95 (0.87)	1 255 (800)	2510 (1600)
3	1	Support arm long		9.10 (11.95)	0.80 (0.82)	0.80 (0.80)		1650 (2200)
4	2	Support arm short		4.45 (5.85)	0.77 (0.65)	0.77 (0.77)	800 (1035)	1600 (2070)
5	2+2 2+2	Border support		5.46-5.40 (7.52-7.46)	0.11-0.18 0.10-0.17	0.16-0.38 0.10-0.38	175-525 366-912	1400 (2556)
6	4	Support strut		4.14 (6.55)	0.18 (0.22)	0.25 (0.25)	320 (600)	1320 (2400)
7	1	Guide section cpl		8.39	2.80	2.50		4070
8	1	Undercarriage tower section		3.73 (6.70)	2.62 (2.53)	2.62 (2.53)		2550 (3800)
9	10	Tower section		4.14	2.30	2.30	2 260	20430
10	1	Slewing platform cpl. with ball slewing ring and ring support		6.24	2.74	2.57		9300
11	1	Tower head section		8.88	1.64	1.80		2560
12	1	Counter-jib head		9.10	2.42	0.92		3260
13	1	Counter-jib heel section and guying		8.44	1.77	0.92		2020
14	1	Intermediate counter-jib section		5.22	1.76	0.92		2580
15	1	Jib heel section and guying		12.02	1.84	1.96		2980
16	3	Intermediate jib section		12.02	1.63	1.87	2 165 2 070 1 200	5435
17	2	Intermediate jib section		5.36 7.03	1.63	1.87	925 1015	1940
18	1	Intermediate jib section		10.36	1.63	1.87		1864
19	1	Jib head		2.21	1.84	1.14		330
20	1	Trolley		1.89	1.83	1.20		335
21	2	Base tower section		12.42 (8.85)	2.30 (2.30)	2.30 (2.30)		7550 (4380)
22	1	Platforms		5.00	1.50	2.00		2300
23	1	Hydraulic system, supporting and climbing cross members		2.10	1.25	1.00		800
24	1	Long tower section		12.42	2.3	2.3		5520
25	1	Hoist gear frame		2.56	2.28	1.64		3500
26	1	Crate with small parts, ropes and foundation angle irons		1.1	1.0	1.24		3000



Head Office : 176 Eunam-ri, Chopyeung-myeon, Jincheon-gun, Chungbuk, Korea (365-852) TEL,+82-43-838-3311 FAX,+82-43-838-3361
 Seoul Office : 197-28, 13F E&C Venture Dream Tower VI, Guro-dong Guro-Gu, Seoul, Korea TEL,+82-2-830-0040 FAX,+82-2-830-0065
 Viet Nam : Road 25B, Nhon Trach 2 Industrial Park, Nhon Trach District, Dong Nai Province TEL,+84-61-356-9500 FAX,+84-61-356-9501
 Gulf Branch : P.O.Box 18379, JAFZ Dubai, U.A.E TEL,+971-4-8815727 FAX,+971-4-8815728
 Qatar Office : P.O.Box 55654, Doha, Qatar TEL,+974-466-1326 FAX,+974-465-0049