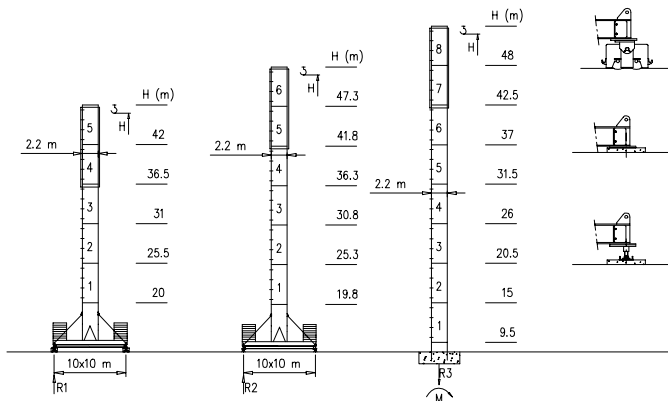


- S2200 – 2.20x2.20 m
- M2500 – 2.50x2.50 m

S2200

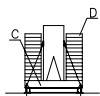
47.6 m → 70 m



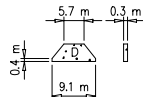
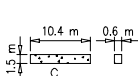
H=0-48 m	
R1	120 t
R2	120 t
R3	150 t
M	634 tm



Peso zavorra - Ballast weight - Poids du lest - Ballastgewicht - Peso de lastre



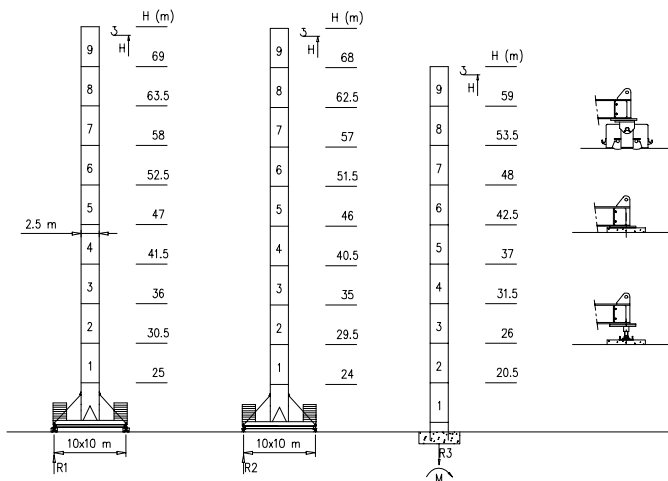
H	n*	Tot.
0-48 m	2C+ 8D	102320 kg



Torre/Reazioni - Masts/Reactions - Mat/Réactions - Maste/Eckdrücke - Mástil/Reacciones - Tramo/Reações

M2500

47.6 m → 70 m

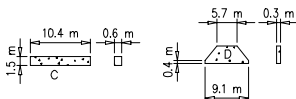


H=0-48 m	H>48m
R1 120 t	Contact us
R2 120 t	
R3 150 t	
M 634 tm	













Peso zavorra - Ballast weight - Poids du lest - Ballastgewicht - Peso de lastre

H	n*	Tot.
0-69 m	2C+ 8D	102320 kg



Curve di carico - Courbes de charges - Load diagrams - LastKurven - Curvas de cargas

Pmax 16000/8000 kg

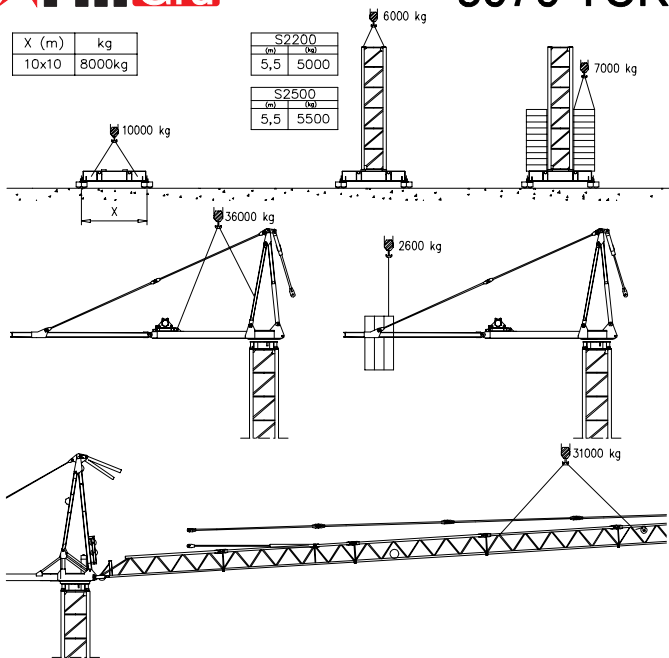
	32630 kg		70 m	3.5	30	32	34	36	38	40	42	44	46	48	50	52	54	56	58	60	62	64	66	68	70	m
			16000	15800	4800	3900	3000	2400	1400	1000	0600	0000	9700	9200	8800	8500	8100	7800	7500	7300	6700	6400	6000	kg		
	30120 kg		64.4 m	3.5	30	32	34	36	38	40	42	44	46	48	50	52	54	56	58	60	62	64.4	m			
			16000	15800	4800	3900	3000	2400	1400	1000	0600	0000	9700	9200	8800	8500	8100	7800	7500	7200	kg					
	27610 kg		58.8 m	3.5	30	32	34	36	38	40	42	44	46	48	50	52	54	56	58.8	m						
			16000	15800	4800	3900	3000	2400	1400	1000	0600	0000	9700	9200	8800	8500	8100	kg								
	27610 kg		53.2 m	3.5	30	32	34	36	38	40	42	44	46	48	50	52	53.2	m								
			16000	15800	4800	3900	3000	2400	1400	1000	0600	0000	9700	9200	9000	kg										
	25100 kg		47.6 m	3.5	30	32	34	36	38	40	42	44	46	47.6	m											
			16000	15800	4800	3900	3000	2400	1400	1000	0600	0000	kg													



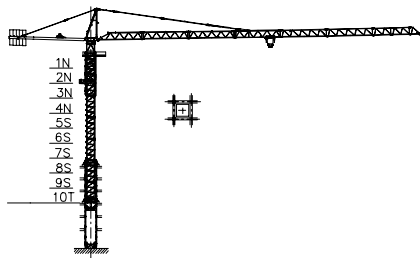
X (m)	kg
10x10	8000kg

S2200	
(m)	(kg)
5,5	5000

S2500	
(m)	(kg)
5,5	5500



Grú in cavedito - Climbing crane - Téléscoque sur dalles - Kletterkrane in Gebäude - Telescopage gruas trepadoras - Telescopagem sobre lajes



Number of tower section	H (m.)
5S+2N+T	33.40
5S+3N+T	37.30
5S+4N+T	41.20

N = Standard mast element
 T = Telescopic element
 S = Special mast element

Meccanismi – Mechanisms – Mécanismes – Antriebe – Mecanismos

Sollevamento V60.60 Hoisting Elevación			1a	2 m/min	8000 kg	45 kW	V60.60 75 kVA
			2a	20 m/min	8000 kg		
			3a	31 m/min	7000 kg		
			4a	46 m/min	4500 kg		
			5a	60 m/min	3000 kg		
			1a	1 m/min	16000 kg		
			2a	10 m/min	16000 kg		
			3a	15 m/min	14000 kg		
			4a	23 m/min	9000 kg		
			5a	30 m/min	6000 kg		
Sollevamento V100.100 Hoisting Elevación			1a	4 m/min	8000 kg	75 kW	V100.100 110 kVA
			2a	44 m/min	8000 kg		
			3a	68 m/min	5000 kg		
			4a	82 m/min	4000 kg		
			5a	100 m/min	3000 kg		
			1a	2 m/min	16000 kg		
			2a	22 m/min	16000 kg		
			3a	34 m/min	10000 kg		
			4a	41 m/min	8000 kg		
			5a	50 m/min	6000 kg		
Carrello Trolleying Distribución			1a	5 m/min	16000 kg	5.5 kW	Potenza elettrica necessaria Puissance électrique nécessaire Necessary electric power Anschlusswert Potencia
			2a	40 m/min	16000 kg		
			3a	80 m/min	8000 kg		
Rotazione Slewing Orientación			1a	0 → 0.2	giri/min tr/min	8.8 kW @ 1200rpm n° 4 x 2.2 kW	
			2a	0 → 0.6	rp/min		
			3a	0 → 0.9			
Traslazione Travelling Traslación			1a	0 → 5	15 kW		
			2a	0 → 20			

Rete elettrica – Réseau – Mains supply – Netzstrom – Red – Red electrica 400V – 50 Hz

FMgru s.r.l.
via Emilia 11-29010 Pontenure PC ITALY
tel. 0523/510446 ric.cst. fax 0523/510385
www.fmgru.com e-mail: info@fmgru.com

FEM 1.001
2000/14/CE



Documento commerciale non contrattuale
Par tutte le informazioni tecniche riferirsi
alle corrispondenti istruzioni

Unverbindliches Vertriebsdokument.
Für technische Informationen, siehe die
entsprechenden Anweisungen.

This commercial document is not legally
binding. For any technical information, please
refer to the corresponding instructions.

Documento comercial no contractual
Para cualquier información técnica,
ver la redicte correspondiente.

Code: 15ICAS7MB1AD
Ed. Data: [] Rev. Data: []
Il. 06.05.03/0. 05.06.03