



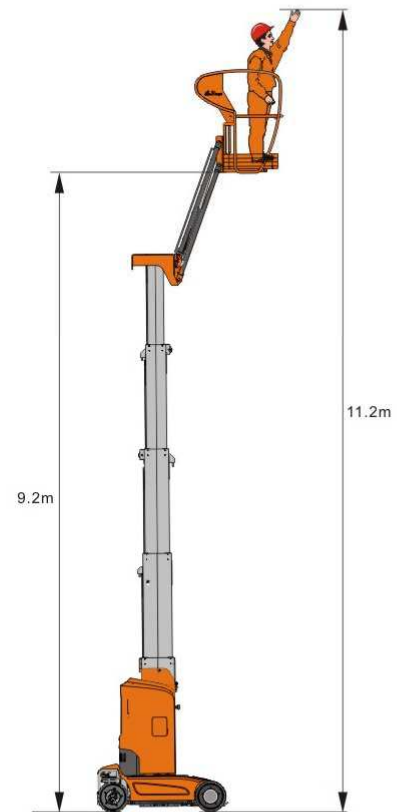
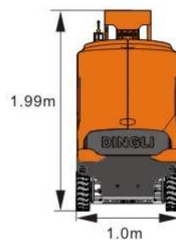
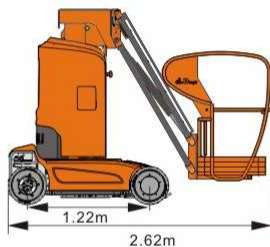
Raptor

MV095J

SELF-PROPELLED MAST LIFT

Raptor

MV095J



S.W.L	200kg/441lb
Max.occupants	2



Working height	11.20m/36ft9in
Platform floor height	9.20m/30ft2in



Horizontal outreach	3.00m/9ft10in
Up and over height	7.89m/25ft10in
Overall length	2.62m/8ft7in
Overall width	1.00m/1ft3in
Overall height	1.99m/6ft6in
Platform size	0.62x0.87m/2ft0.4inx2ft10in
Ground clearance(Stowed)	0.075m/3in
Ground clearance(Raised)	1.019m/3ft4in
Wheelbase	1.22m/4ft
Turning radius	1.80m/5ft11in



Turret rotation	345°
Jib movement	+70°/-60°



Drive motors	24V/1.5kw
Lifting motors	24V/3kw



Travel speed(Stowed)	4.5km/h 2.8miles/h
Travel speed(Raised)	0.5km/h 0.3miles/h
Up/Down speed	95/50 sec



Batteries	24V/240Ah
Integrated charger	24V/30A



Gradeability	25%
Maximum slope	2.5°



Tyres	φ 381x127mm
--------------	-------------



Weight	2950kg/6503lb
---------------	---------------

Standard Equipment

- Proportional Controls
- Automatic Pothole Protection
- Self Close Gate On Platform
- Drivable At Full Height
- Platform Horizontal Outreach
- Non-marking Tyres
- 2WD
- Automatic Brake System
- Emergency Lowering System
- Emergency Stop Button
- Cylinder Holding Valve
- Onboard Diagnostic System
- Tilt Sensor With Alarm

- All Motion Alarm
- Horn
- Hour Meter
- Charger Protection
- Flashing Beacon
- Swing Out Components Cover
- 345° Turret Rotation
- Overload Sensor With Alarm

Options

- AC Power To Platform
- Platform Work Lights
- Airline To Platform

Please Note:-
All information contained in this publication was correct at time of printing but may be subject to change without notice.

