



Rizer

Self-Propelled Vertical Lift

Single Mast Steer



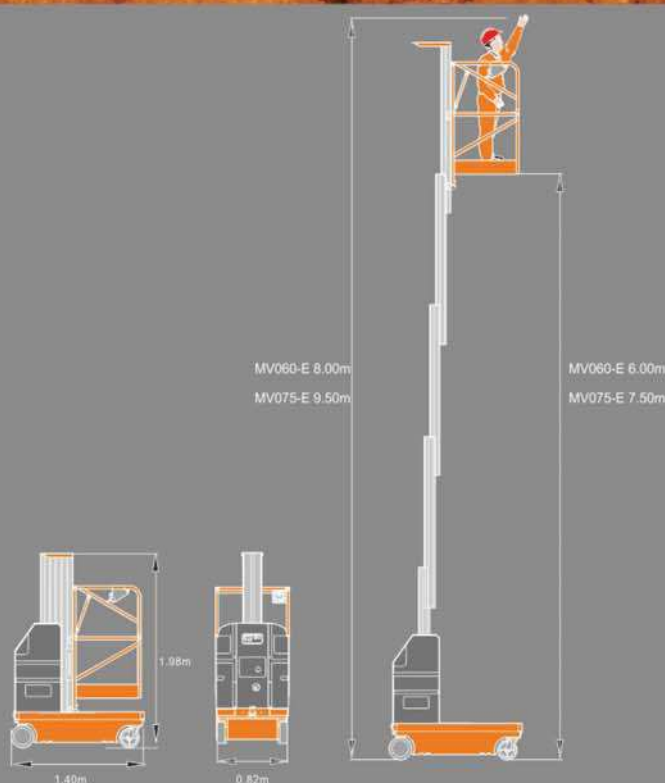
For further information on Standard Features & Options










CALL 1300 623 622

Courtesy of CraneMarket



www.dingliaustralia.com.au



| | MV060-E | MV075-E |
|---|---------------|---------------|
|  S.W.L | 150kg | 125kg |
| Max. occupants | 1 | 1 |
|  Working height | 8.00m | 9.50m |
| Platform floor height | 6.00m | 7.50m |
|  Overall length | 1.40m | 1.40m |
| Overall width | 0.82m | 0.82m |
| Overall height | 1.98m | 1.98m |
| Platform size | 0.78 X 0.70m | 0.78 X 0.70m |
| Platform extension size | 0.55m | 0.55m |
| Ground clearance | 0.05m | 0.05m |
| Wheelbase | 1.14m | 1.14m |
| Turning radius | 0 | 0 |
|  Drive motors | 2X12VDC/0.4kw | 2X12VDC/0.4kw |
| Lifting motor | 24VDC/2kw | 24VDC/2kw |
|  Travel speed | | |
| Stowed | 4 km/h | 4 km/h |
| Raised | 1.1 km/h | 1.1 km/h |
| Up/Down speed | 43/35 sec | 48/40 sec |
|  Batteries | 2X12V/85Ah | 2X12V/85Ah |
| Integrated charger | 24V/11A | 24V/11A |
|  Gradeability | 25% | 25% |
| Maximum slope | 1.5° /3° | 1.5° /3° |
|  Tyres | | |
| Drive motors | φ 230X80mm | φ 230X80mm |
| Front wheels | 8in | 8in |
|  Weight | | |
| Standard platform | 954kg | 1190kg |
| With extend platform | 996kg | 1232kg |

* Product specifications and prices are subject to change without notice or obligation
The photographs and/or drawings in this document are for illustrative purposes only