


IC-1 Plus



The Demag capacity calculation system



Asymmetric outrigger setup for confined spaces

Do more with less

The IC-1 Plus control system adds additional value to your crane as it increases flexibility and enables it to perform more jobs.

Based on the field-proven IC-1 control system, standard on all Demag cranes, the system offers efficient and intuitive touchscreen operation and stores all load charts.

Improve versatility in narrowest jobsites

Paired with the real-time calculation of capacities, the asymmetric outrigger setup allows the crane to work in confined spaces without losing lifting capacity. It increases your crane's versatility and enables you to do more jobs.

Unlock all advantages with graphical job planning

PLANNING / SIMULATION OF LIFT FROM OPERATOR CAB

- Usage of touch screen to select load case.
- Real time calculation of lifting capacity for determination of set up position.

PLANNING TOOL AVAILABLE IN TEREX LIFT PLAN

- Easy to access: available online for desktop and mobile devices.
- Free of charge, easy to use tool.
- Access at www.terexcranes-liftplan.com





On-board planning simulation with IC-1 Plus control system



Use your maximum lifting capacity

The IC-1 Plus control system calculates lifting capacities for every position of the boom subject to the slewing angle of the superstructure. This enables you to use your maximum lifting capacity especially when lifting over the outriggers. The effect is even higher with reduced outrigger settings and reduced counterweight.

Due to this real time calculation the lifting capacity for a defined radius is no longer limited to the minimum value of a pre-calculated 360° lifting capacity: Capacities are calculated in real time in the cab. Your crane can perform jobs where higher capacity cranes are typically needed.

6,3 t		8,14 m × 7,50 m		360° / Max.*												ISO
		360° 41,1 m	Max. 41,1 m	360° 45,2 m	Max. 45,2 m	360° 49,2 m	Max. 49,2 m	360° 53,3 m	Max. 53,3 m	360° 57,5 m	Max. 57,5 m	360° 61,6 m	Max. 61,6 m	360° 68,0 m	Max. 68,0 m	
m	t	t	t	t	t	t	t	t	t	t	t	t	t	t	t	t
7	30,9	34,3														
8	26,4	33,5	24,4	27,0												
9	23,3	32,3	21,8	26,4	19,0	22,1										
10	20,5	27,5	19,7	25,3	17,8	21,6	16,0	17,3								
12	16,3	22,2	15,5	20,9	14,6	19,0	13,9	17,1	12,2	14,2	11,3	11,9				
14	13,0	18,3	12,4	17,4	12,1	16,5	11,2	15,2	10,2	13,8	9,2	11,7	8,2	8,6		
16	10,6	16,0	10,0	14,7	9,9	14,0	9,1	13,6	8,2	12,3	7,3	11,3	6,3	8,5		
18	8,6	13,6	8,2	13,1	8,1	12,4	7,4	11,6	6,6	10,9	5,6	9,8	4,7	8,5		
20	7,1	11,6	6,6	11,2	6,7	10,6	6,0	10,3	5,2	9,3	4,3	8,3	3,4	7,3		
22	5,8	10,3	5,3	9,9	5,5	9,1	4,8	8,9	4,1	8,0	3,2	7,0	2,4	6,1		
24	4,7	8,9	4,3	8,6	4,5	8,2	3,9	7,7	3,2	6,8	2,4	5,9	1,6	5,0		
26	3,9	7,7	3,5	7,5	3,6	7,5	3,1	6,7	2,4	5,9	1,7	5,0		4,0		
28	3,2	6,9	2,8	6,5	2,9	6,5	2,5	5,8	1,8	5,0	1,1	4,1		3,1		
30	2,6	6,0	2,2	5,6	2,3	5,7	1,9	5,0	1,3	4,2		3,3		2,4		
32	2,1	5,2	1,7	4,8	1,8	4,9	1,4	4,3		3,5		2,6		1,8		
34	1,6	4,5	1,2	4,1	1,4	4,3		3,7		2,9		2,1		1,3		
36	1,2	3,9		3,6		3,7		3,1		2,4		1,6				
38		3,4		3,0		3,1		2,7		2,0		1,2				
40		3,0		2,6		2,7		2,3		1,6						
42				2,2		2,3		1,9		1,2						
44						1,9		1,5								
46						1,6		1,2								
1)		3,2		2,2		1,5										

1) Capacities with horizontal boom * Max. values are valid only for specific superstructure positions

Capacity Comparison: 360° capacities vs. max. real time capacities. Example: AC 160-5, Main Boom.

Courtesy of Crane.Market

Promote efficient and safe use

The IC-1 Plus control system features an enhanced visualization to provide the crane operator with additional information on capacity in relation to boom position. This colored visualization of the work area capacity promotes both, efficient and safe use.

- Movement speeds reduced prior to auto shut off.
- Auto shut off of movements prior to overload condition.
- Pre-calculation of: Max capacity for +/- 30° slewing angle and luffing area (depending on boom length).
- Pre-calculation visible on control screen.



Capacity Radar IC-1 Plus



Reduce your transport costs

The IC-1 Plus control system's real-time calculation of lifting capacity allows you to use less counterweight compared to 360° capacities. This results in reduced transport costs.

TEREX CRANES GERMANY GMBH

Dinglerstraße 24
66482 Zweibrücken
Germany

E info.cranes@terex.com
T +49 6332 830

www.terex.com/cranes

linkedin.com/company/demagmobilecranes
facebook.com/TerexCranes
youtube.com/TerexCranesMarketing

August 2017. Product specifications and prices are subject to change without notice or obligation. The photographs and/or drawings in this document are for illustrative purposes only. Refer to the appropriate Operator's Manual for instructions on the proper use of this equipment. Failure to follow the corresponding Operator's Manual when using our equipment or to otherwise act responsibly may result in serious injury or death. The only warranty applicable to our equipment is the standard written warranty applicable to the particular product and sale and Terex makes no other warranty, express or implied. Products and services listed may be trademarks, service marks or trade-names of Terex Corporation and/or its subsidiaries in the USA and other countries. All rights are reserved. Terex and Demag are trademarks of or licensed by Terex Corporation or its subsidiaries.

Please note: Not all products are available in all countries according to legal requirements. Please consult your local Terex distributor for more information.

© Terex Cranes 2017