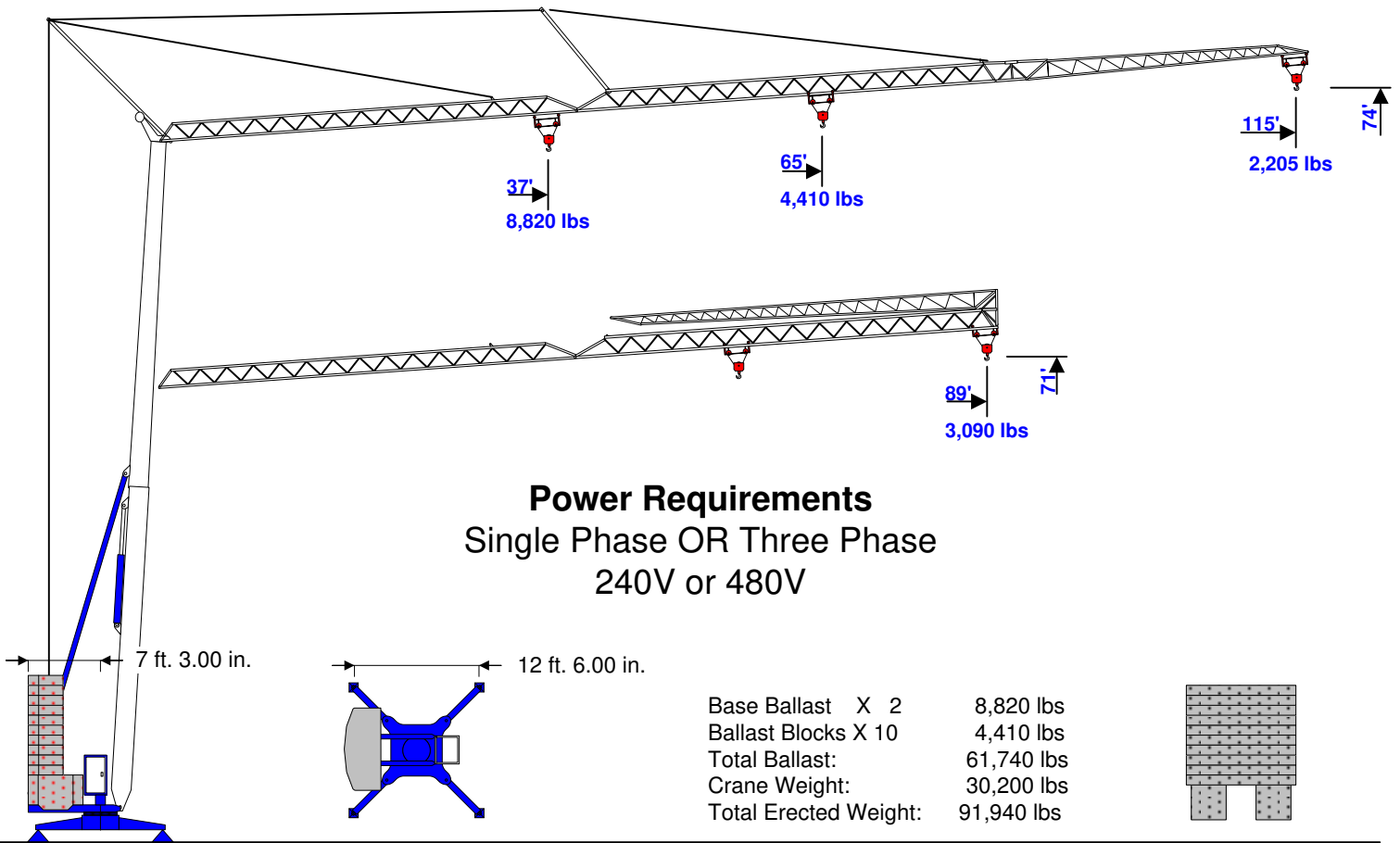
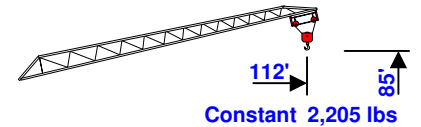
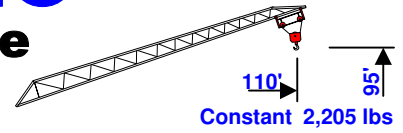


benazzato

Self-Erecting Crane

202

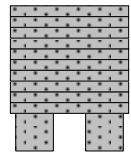
74' - 115' - 2,205 lbs



Power Requirements

Single Phase OR Three Phase
240V or 480V

Base Ballast X 2 8,820 lbs
Ballast Blocks X 10 4,410 lbs
Total Ballast: 61,740 lbs
Crane Weight: 30,200 lbs
Total Erected Weight: 91,940 lbs



	Hook	Ft.	37	43	49	56	62	69	75	82	89	95	102	108	115
	Radius	Meters	11.2	13	15	17	19	21	23	25	27	29	31	33	35
2 Part	118'	Lbs	4,410	4,410	4,410	4,410	4,410	4,167	3,726	3,374	3,065	2,800	2,580	2,381	2,205
Block	36m	KG	2,000	2,000	2,000	2,000	2,000	1,890	1,690	1,530	1,390	1,270	1,170	1,080	1,000
4 Part	118'	Lbs	8,820	7,387	6,229	5,358	4,697	4,167	3,726	3,374	3,065	2,800	2,580	2,381	2,205
Block	36m	KG	4,000	3,350	2,825	2,430	2,130	1,890	1,690	1,530	1,390	1,270	1,170	1,080	1,000