

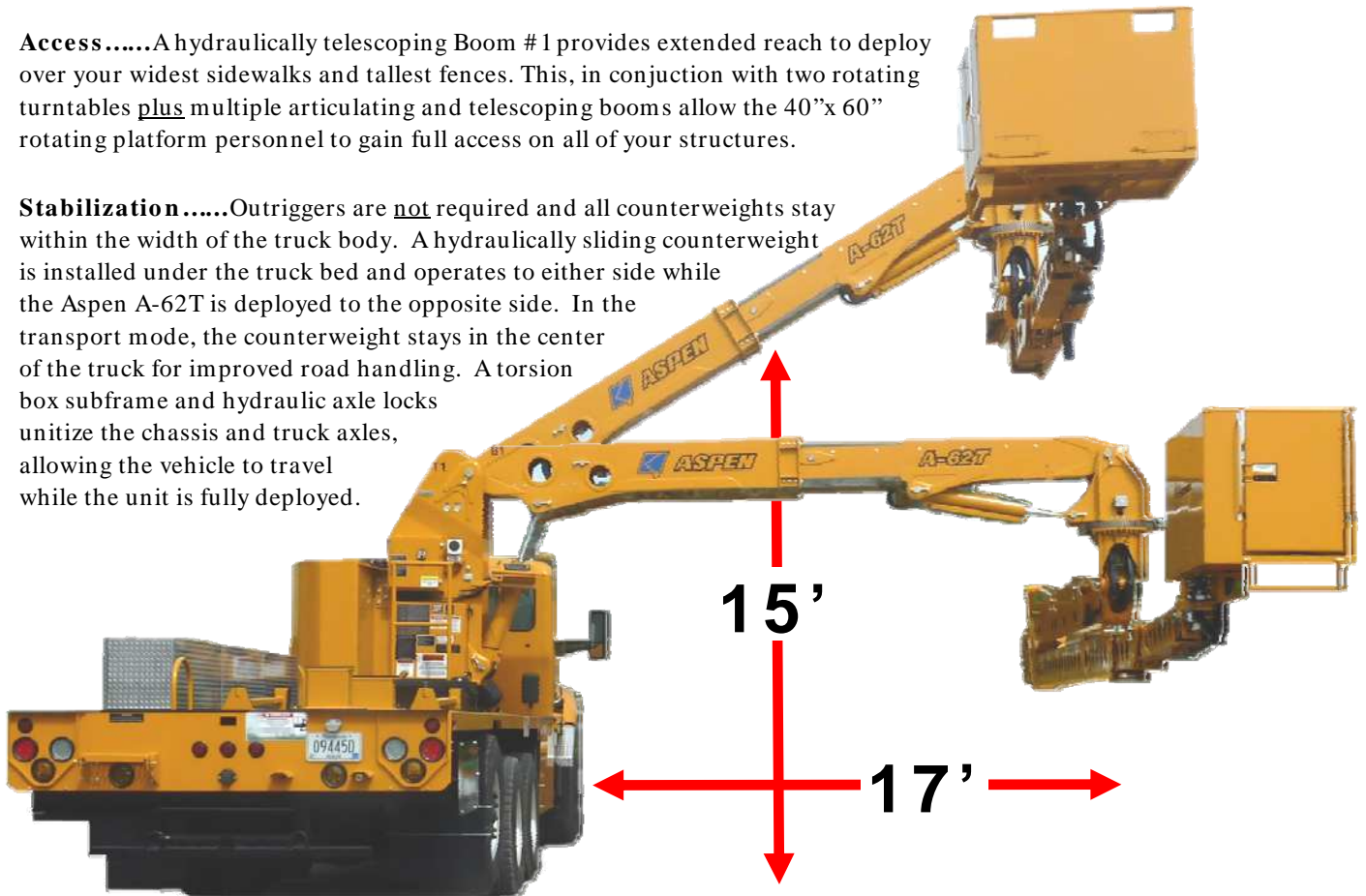
ASPEN A-62T

Bridge Inspection Unit

Extended Sidewalk and Fence Clearance

Access.....A hydraulically telescoping Boom #1 provides extended reach to deploy over your widest sidewalks and tallest fences. This, in conjunction with two rotating turntables plus multiple articulating and telescoping booms allow the 40"x 60" rotating platform personnel to gain full access on all of your structures.

Stabilization.....Outriggers are not required and all counterweights stay within the width of the truck body. A hydraulically sliding counterweight is installed under the truck bed and operates to either side while the Aspen A-62T is deployed to the opposite side. In the transport mode, the counterweight stays in the center of the truck for improved road handling. A torsion box subframe and hydraulic axle locks unitize the chassis and truck axles, allowing the vehicle to travel while the unit is fully deployed.



Adjustable Turntable



Turntable no. 2 comes equipped with an automatic leveling system, providing smooth platform movement. In addition, the operator can make manual adjustments of +/- 5 degrees to compensate for the slope of the bridge. With the elimination of the leveling arms, the Aspen A-62T has the most vertical clearance to get over high fences.

Telescoping & Rotating Platform



- 180 degree rotating platform
- Telescoping 4th boom
- Over 13' vertical reach

Advanced Control System

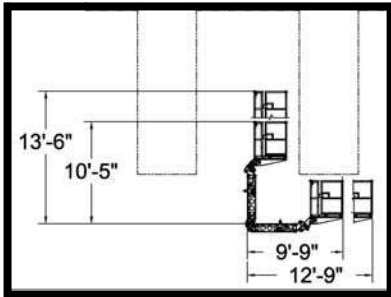


As the most advanced microprocessor control system available, the "Plus 1" Graphical Terminal Interface includes a color display depicting unit operation and individual function performance while monitoring the unit's parameters, hydraulics and enabling simple troubleshooting. Wireless controls are included at both operator stations.

Platform Features

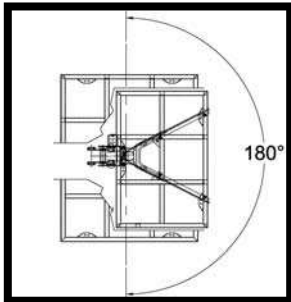
Telescoping 4th boom

The Aspen A-62T has the capability of providing inspectors with over 14' (4.26m) of vertical working reach. This fully hydraulic feature will enable you to get up and behind your deepest girders for a close-up inspection.



Rotating Platform

The added flexibility of a 180 degree rotating platform makes maneuvering into working positions easy, increasing productivity and efficiency.

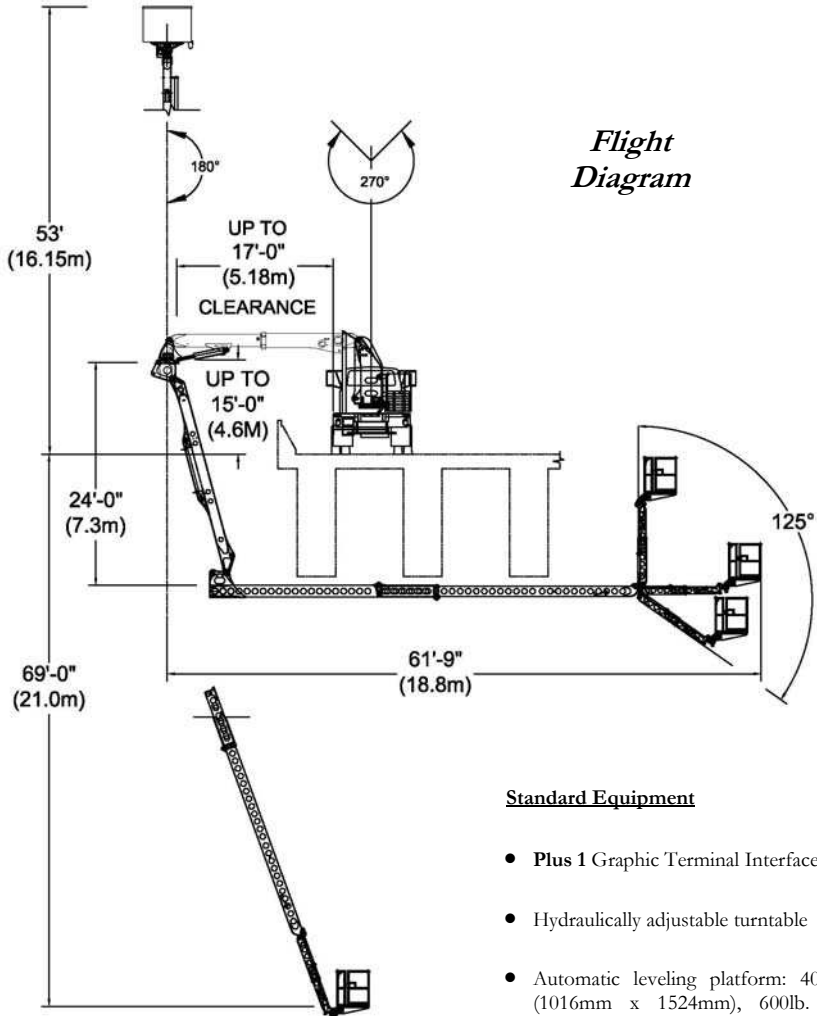


Aspen Aerials, Inc.
4303 West 1st Street
Duluth, MN 55807

Phone: 218-624-1111
Toll Free: 800-888-2773
Fax: 218-624-1714
Web site: www.aspenaerials.com



Specifications



Flight Diagram

Standard Equipment

- Plus 1 Graphic Terminal Interface
- Hydraulically adjustable turntable
- Automatic leveling platform: 40" x 60" (1016mm x 1524mm), 600lb. (272kg) capacity w/access gate
- 2 sets of controls: one set in the platform and one set at the pedestal
- 4 articulating booms (1st, 3rd & 4th booms telescope); 2 rotating turrets, rotating platform
- Stability interlocks with monitoring system
- Two power systems: power take-off from the truck's transmission and a back-up diesel power unit
- 12-volt intercom system between platform, driver's compartment and pedestal

Horizontal Underbridge Reach	61'-9" / 18.8m
Vertical Reach Down	69' / 21m
Vertical Reach Up	53' / 16.1m
Boom no. 1 movement	+30 to - 35 degrees
Boom no. 2 movement	+ 0 to -105 degrees
Boom no. 3 movement	+90 to - 60 degrees
Boom no. 4 movement	+90 to - 36 degrees
Space Required on Bridge	102" / 2.5m
Basket Capacity	600 lbs. / 272 kg.
Basket Size	40" x 60" x 42" 1010mm x 1520mm
Overall Length	41' / 12.5m *
Overall Height	13' / 3.96m *

* May vary depending on chassis

Available Options:

- Air Compressor and air line in platform
- Generator with electrical outlet in platform
- Platform Heaters & Floodlights
- Remote Controls



Various chassis configurations available