



800 SERIES TRUCK CRANE

GENERAL SPECIFICATION



800 SERIES TRUCK CRANE SPECIFICATIONS

UPPER MACHINERY

POWER: Detroit Diesel (GM) 8V-71N model 7083-7000 diesel engine driving through dry clutch and gear box to hydrostatic pumps, eight cylinder, 4-1/4" bore, 5" stroke 568 cu. in. displacement, net rated 268 HP (gross 304 HP) @ 2100 RPM full load, 24 volt electric starting.

FUEL TANK: 120 gallon capacity.

PRIMARY DRIVE: Hydrostatic transmission system for swing, main and auxiliary hoist, and boom hoist.

COUNTERWEIGHT: Consists of a basic lower casting of 30,000 pounds. Three additional castings stack on top of basic slab for a total weight of 68,000 pounds.

Counterweight is hydraulically extended or retracted two feet, providing 14 foot or 16 foot tailswing. The normal operating condition is with the counterweight in the extended position. When lifting over the side without outriggers set, the counterweight may be retracted to improve backward stability.

Counterweight is removed by hydraulically extending it onto ramps provided on the carrier — removing connecting bolts — and off loading the four cast counterweight sections utilizing lifting sheaves provided in the boom inner section.

RETRACTABLE A-FRAME: Retractable A-frame is hydraulically raised and lowered.

TURNTABLE BEARING: Single unit bullgear and roller bearing has three roller paths to absorb all axial, uplift and thrust loading. Designed for high capacity, the bearing equally distributes loads.

ROTATING MACHINERY DECK: Is fabricated of high strength steel of deep girder construction. Deck is jig drilled and line bored by modern computer controlled machinery for accuracy and proper fit of replacement parts.

DRIVE SHAFT: Drive shaft is mounted in pressure grease lubricated anti-friction bearings. Splined to shaft is a high torque low speed motor and pinion. This shaft assembly has a single purpose of speed reduction and is not compromised by mounting clutches for other functions.

HYDROSTATIC SWING: Hydrostatic swing provides smoother operation for heavy erection and long boom use. A variable displacement piston pump is directly driven off the rear of the engine. This pump supplies hydraulic fluid to one high torque low speed motor which revolves the upperworks through a one gear reduction. Swing speed is substantially independent of engine speed.

The swing brake is spring set and air released to prevent the upper from revolving in the event of loss of

air. The swing brake has dual control. The control on the lever stand permits variable pressure from "release" to "set" and side motion of the swing lever also applies varying air pressure to the swing brake.

MAIN DRUM ASSEMBLY: The hydraulically powered main drum assembly has infinitely variable speed control, controlled load lowering, free fall capabilities and the ability to "float" a load.

Twin ductile iron drums, with stress relieved brake and clutch surfaces, are mounted on anti-friction bearings on main drum shaft. The main drum shaft is also mounted in anti-friction bearing pillow blocks.

Internal expanding clutches are activated by highly responsive variable air controls. Cooling fins on brake and clutch rings assures maximum dissipation of heat. Brake shafts and pins are mounted in anti-friction bearings for responsive operation with minimum foot pressure from the operator.

A spring set, air released brake mechanism on each drum, controllable from the operator's level stand, actuates automatically in the event there is a loss of air during crane operation. These external contracting brakes are capable of suspending a rated load indefinitely without further effort from the operator, and will function under all conditions of brake temperature and lining wear, provided the brake mechanisms receive proper adjustment.

CONTROLLED LOAD LOWERING: Hydrostatic controlled load lowering is standard for both drums.

THIRD DRUM: (OPTIONAL) The third drum shaft, which is mounted in anti-friction bearing pillow blocks, is located forward and below the main hoist drums.

The third drum and the air actuated, internal expanding clutch assembly are splined to the steel drum shaft. The driving gear is keyed to the end of the drum shaft and is mounted on anti-friction bearings on the drum shaft. The brake is an external contracting band on the third drum flange.

BOOM HOIST: The two boom hoist drums are driven by a high torque-low speed hydraulic motor on the shaft end.

The boom hoist brake is a spring set, air released, external contracting band located on both drums of the boom hoist drum shaft.

A hand lever operated air valve controls both the raising and lowering of the boom. The boom hoist brake sets automatically when lever is in neutral position. The spring set, air released locking dogs, located on the left boom hoist drum, holds the boom during operation or when machine is idle.

CONTROLLED BOOM LOWERING: Hydrostatically controlled boom lowering is standard.

Your AMERICAN distributor is with you...all the way.

Service is his middle name. He knows AMERICAN equipment inside and out...what it will do...the options available. This can help you match your equipment to your needs, and that's important.

After the purchase, he has a strong stake in keeping your AMERICAN on the job. So he maintains an inventory of genuine AMERICAN replacement parts... plus the right shop facilities and trained mechanics for speedy maintenance or repair.

Closely supporting him is the AMERICAN district representative in your area, plus a team of home-office specialists...in application engineering, sales, and service. All are deeply committed to one goal—serving you.

That's the AMERICAN way.



CONSTRUCTION
EQUIPMENT
GROUP

amhoist

AMERICAN HOIST &
DERRICK COMPANY

63 S. Robert Street, St. Paul, Minn. 55107

AN EQUAL OPPORTUNITY EMPLOYER

SOLD & SERVICED BY:

AMERICAN EQUIPMENT CO., INC.
8637 HEMLOCK AVE.
P.O. BOX 868
FONTANA, CA. 92335
PHONE (714) 829-0447

800 SERIES TRUCK CRANE SPECIFICATIONS

BOOM HOIST SHUT OFF: Automatically stops the boom hoist mechanism when the boom reaches a predetermined angle. The adjustable actuator arm, located near the base of the boom, automatically sets the boom hoist brake.

77L TUBULAR CHORD LATTICE BOOM: A lightweight, pin connected, 77 inch cross section boom with T-1 tubular steel cords and tubular lattice is standard.

Basic hammerhead boom is 50 feet long and consists of a 30 foot inner and 20 foot outer base with a pin connected 6 sheave hammerhead. Center boom sections of 10, 20 and 50 foot lengths with matching pendants are available to extend the hammerhead boom to a maximum of 240 feet.

Basic tapered tip boom is 80 feet long and consist of the above 30 foot inner and 20 foot outer base along with a tapered 30 foot, two sheave tip. A single or double sheave hanger block is available for reeving up to four or six parts of load line. Maximum tapered tip boom length is 280 feet.

Boom is suspended by a 14 part 3/4 inch boom suspension line and 1-1/4 inch pendants from the outer bail to the boom tip.

BOOM STOPS: Telescoping tubular, boom stops restrain the boom from over-topping in the event of load line or hoisting tackle failure.

NO. 9 HL JIB: NO. 9 HL jib consists of a 20-foot inner and 20 foot outer with T-1 tubular steel chords and tubular lattice. One 24 inch anti-friction bearing mounted aluminum sheave is grooved for 7/8 or 1 inch diameter whip line. 10 and 20 foot center sections with matching pendants are available to extend jib length to 50, 60, 70 or 80 feet.

CAB: Fully enclosed 9 foot 11 inch wide machinery cab with sliding rear doors and swinging side doors to provide good access to machinery. Automatically controlled radiator shutters; ladder to roof on left front. Removable modular operator's cab is fully enclosed with glazed doors and windows; all shatter proof glass windows mounted in rubber. Front and side windows open. Insulated against sound and temperature.

GENERAL:

CONTROLS: Graduated air controls, pioneered by AMERICAN, puts "Feel" at every operator's finger tips, insure higher production and more accurate control. Air line alcohol dispenser absorbs excess moisture in air system due to condensation. American has designed its control system to conform with ANSI CODE B30.5. requirements (which uses SAE J983 as their reference), of standard control arrangement and control functions, which allows operators to easily shift from one machine to another.

All functions — boom hoist, swing, main, auxiliary and third drum — have an infinitely variable speed control from zero to full speed.

The main, auxiliary or third drum is controlled by stroking the corresponding lever in the desired direc-

tion (forward — lower; back — hoist) which engages its clutch and then depressing the foot pedal to obtain the speed desired from the hydraulic pump.

The boom hoist has a single lever control which simultaneously releases the brake and activates the variable displacement hydraulic pump.

A single swing lever provides the desired swing direction and torque. Swing is normally hydrostatically braked. With the control lever in the neutral position, the upper works is allowed to swing freely and can be "feathered" to a stop by the full wrap house brake.

MATERIALS: Gears and pinions are heat-treated alloy or high carbon steel. Smooth cut teeth on all gears.

Anti-friction bearings are used on all main or high speed shafts and wherever practical to provide friction-free, smooth operation with minimum maintenance.

LUBRICATION: All anti-friction bearings and bronze bushings requiring short period lubrication are provided with pressure grease fittings. Difficult to reach grease fittings are piped out to a common panel.

PERFORMANCE:

SWING SPEED 3.5 RPM Maximum

SINGLE LINE SPEED:

Main and Auxiliary Hoist Drums

Low speed-bottom layer 81 FPM

Low speed-top layer 118 FPM

High speed-bottom layer 160 FPM

High speed-top layer 233 FPM

Auxiliary Third Drum

Low speed-bottom layer 97 FPM

Low speed-top layer 119 FPM

High speed-bottom layer 195 FPM

High speed-top layer 236-FPM

SINGLE LINE PULL:

Main and Auxiliary Hoist Drums

Low speed-bottom layer 45,000 lbs. SLP

Low speed-top layer 30,000 lbs. SLP

High speed-bottom layer 22,500 lbs. SLP

High speed-top layer 15,000 lbs. SLP

Auxiliary third drum

Low speed-bottom layer 37,300 lbs. SLP

Low speed-top layer 29,600 lbs. SLP

High speed-bottom layer 18,650 lbs. SLP

High speed-top layer 14,800 lbs. SLP

BOOM SPEED:

Time to raise 50 ft. boom from ground to

minimum radius 1.9 minutes

Time to lower 50 ft. boom from minimum radius

to ground 1.67 minutes

Designed and rated to comply with (ANSI) Code B30.5.

CARRIER: For carrier details and general dimensions see separate specifications.

NOTE: In accordance with varying material situations, and the Company's policy of constant product improvement, these specifications subject to change without notice and without incurring responsibility to units previously sold.

**LEGAL LOAD FOR 165 270' TAPERED TIP.
50' FOOT SECTION
CORNER BUSSEL COUNTERWEIGHT 8,150 LBS
FRONT LUMP 18,000 LBS
40' HIGH BED**



**LEGAL LOAD FOR 165 270' TAPERED TIP.
70' TAPERED TIP, FRONT UNPINED AND SET ON TOP.
TAPERED TIP WEIGHT 8,000 LBS.
REAR BOX SET ON POOP DECK 12,000 LBS.**



**LEGAL LOAD FOR 165 270' TAPERED TIP.
60' FOOT SECTION
30,000 LBS MAIN COUNTERWEIGHT
CENTER OF CWT SET BACK 9' 8" FROM DROP
CRIBBING BLOCK RACK SET BEHIND COUNTERWEIGHT**



LEGAL LOAD FOR 165 270' TAPERED TIP.


60' FOOT SECTION

CENTER BUSSEL COUNTERWEIGHT 21,745 LBS

SET OVER BACK AXLES ON TRAILER

CORNER BUSSEL COUNTERWEIGHT 8,150

SET BEHIND DROP OF THE TRAILER



WEIGHTS TRODA

8460

FRONT LUMP	18,000
REAR Box	12,000
FRONT Box	12,000
MAIN CWT	30,110
CENTER CWT	21,745
CORNER CWT	8,150
CORNER CWT	8,150

$$\begin{array}{r}
 20' \text{ SECTION} \\
 38,260 \\
 \hline
 30,110 + 8,150
 \end{array}$$

$$\begin{array}{r}
 60' \text{ SECTION} \\
 32,150 \\
 \hline
 24,000 + 8,150
 \end{array}$$

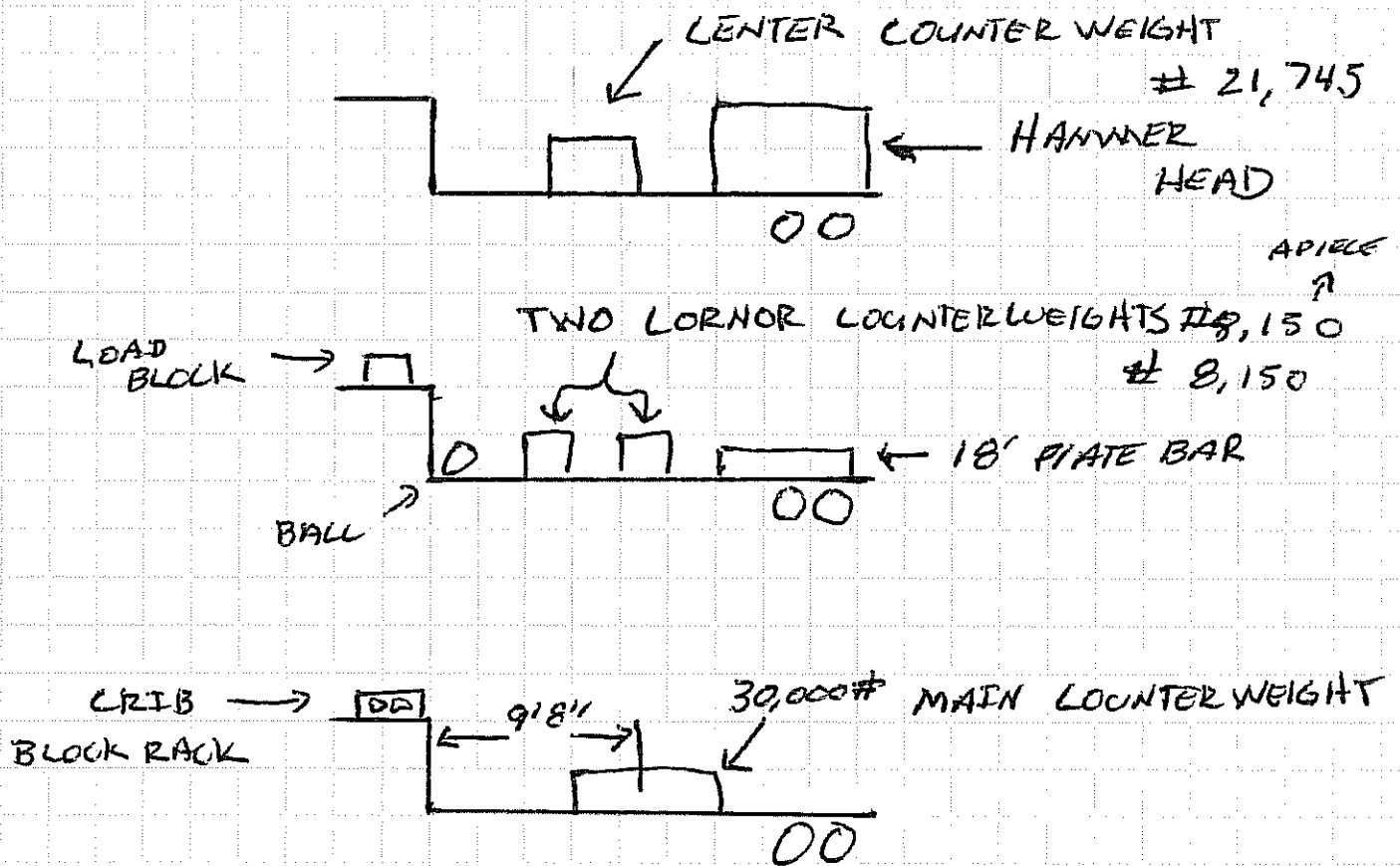
$$\begin{array}{r}
 39,745 \\
 \hline
 21,745 + 18,000
 \end{array}$$

$$\begin{array}{r}
 70' \text{ TIP} \\
 \hline
 \end{array}$$

8460

LEGAL LOADS TO
INDIO (TRAIN WRECK)

50' BOOM

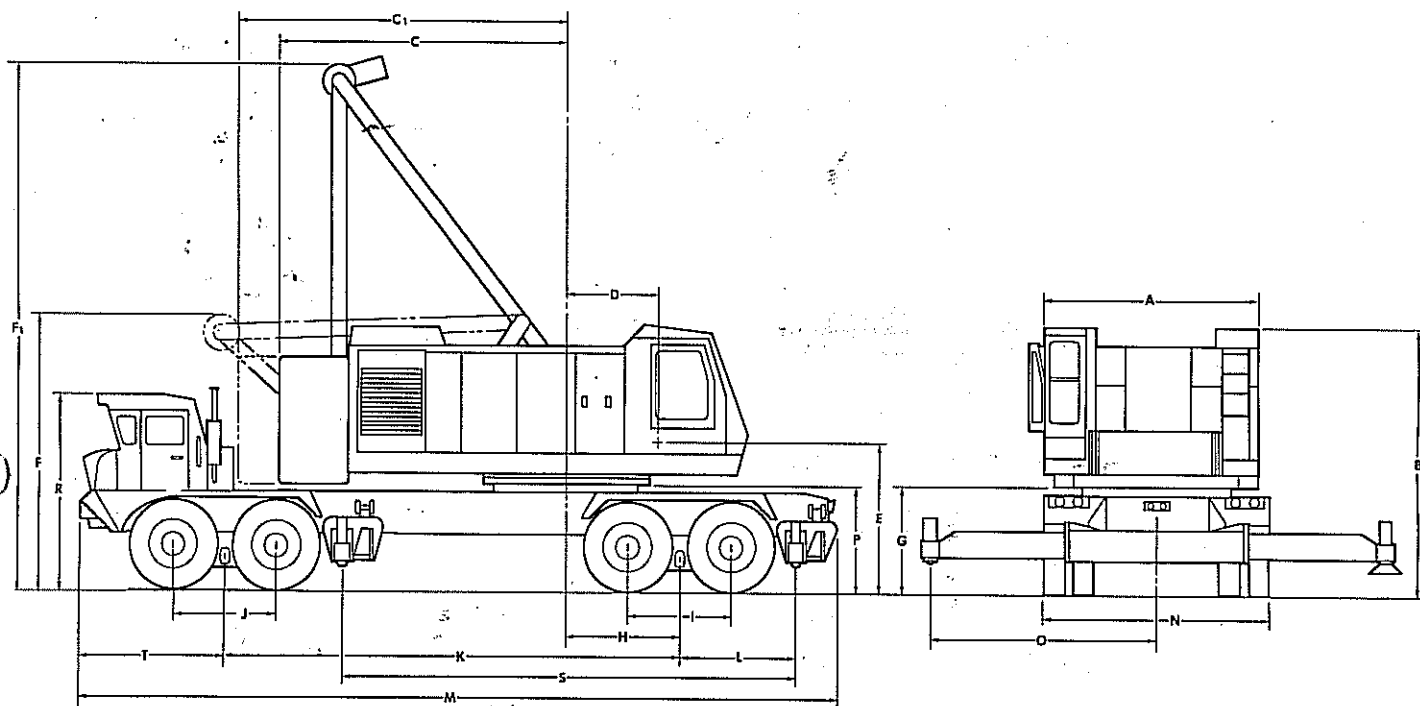


CRANE IS HAULED ON 9 AXLE
WITH FRONT AND REAR BOX ON, AND
TRANSITION SECTION LEFT IN CRANE.
* NO FRONT LUMP USED.



8460 CARRIER SPECIFICATION

165 TON

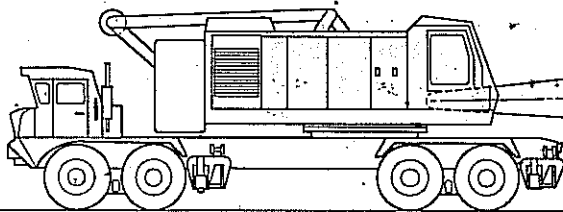


GENERAL DIMENSIONS

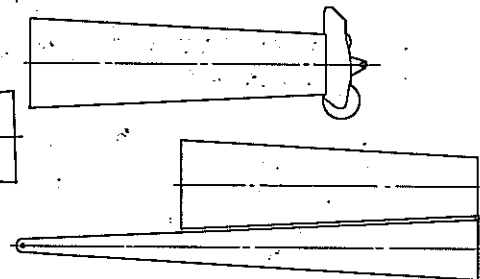
A.	Width of cab	10' 4"	K.	Centerline of rear bogie to centerline of front bogie	22' 0"
B.	Height to top of cab	13' 0"	L.	Centerline of rear bogie to centerline of rear outrigger	6' 3-3/4"
C.	Tailswing - Cwt. Retracted	14' 0"	M.	Overall length	37' 1-3/4"
C ₁ .	Tailswing - Cwt. Extended	16' 0"	N.	Overall width	11' 0"
D.	Centerline of rotation to centerline of boom foot	4' 6"	O.	Outriggers extended	11' 0"
E.	Ground to centerline boom foot	7' 2-3/4"	P.	Height over mounting plate	5' 0-1/2"
F.	Height over A-Frame (lowered)	13' 2"	R.	Height over carrier cab	9' 4"
F ₁ .	Height over A-Frame (raised)	25' 2"	S.	Centerline of rear outrigger to centerline of front outrigger	22' 0"
G.	Ground to bottom of counterweight	5' 3-1/2"	T.	Distance from Front Bogie to Front Bumper	7' 2-1/2"
H.	Centerline of rotation to centerline of rear bogie	5' 6"		Turning radius	65' 0"
I.	Distance between rear axles	5' 0"		Clearance (under rear equalizing beam)	7-1/2"
J.	Distance between front axles	5' 0"		Clearance (under rear differential)	12"

8460 TRAVELING WEIGHTS

X = IN PLACE
O = REMOVED



BOOM REARWARD*



A TAPER TIP FOLDED	B BLOCK	C OUTER BOOM HAMMERHEAD	D INNER BOOM	E COUNTER- WEIGHT	F FRONT OUTRIGGER	G REAR OUTRIGGER	FRONT TANDEM (LB)	REAR TANDEM (LB)	GROSS WEIGHT (LB)
O	X	X	X	X	X	X	77410	136080	213500
O	O	X	X	X	X	X	81870	129630	211490
X	O	O	X	X	X	X	91760	116190	207950
O	X	X	X	O	X	X	21960	123040	145000
O	O	X	X	O	X	X	26410	116580	142990
X	O	O	X	O	X	X	36310	103150	139460
O	X	X	X	O	O	X	14250	119940	134190
O	O	X	X	O	O	X	18710	113490	132200
X	O	O	X	O	O	X	28610	100050	128660
O	X	X	X	O	X	O	25050	109140	134190
O	O	X	X	O	X	O	29510	102690	132200
X	O	O	X	O	X	O	39410	89250	128660
O	X	X	X	O	O	O	17350	106040	123390
O	O	X	X	O	O	O	21810	99590	121400
X	O	O	X	O	O	O	31700	86150	117850
O	O	O	X	X	X	X	97680	106130	203810
O	O	O	X	O	X	X	42220	93090	135310
O	O	O	X	O	O	X	34520	89990	124510
O	O	O	X	O	X	O	45320	79190	124510
O	O	O	X	O	O	O	37620	76090	113710
O	O	O	O	X	X	X	105350	89260	194610
O	O	O	O	O	X	X	49890	76220	126110
O	O	O	O	O	O	X	42190	73120	115310
O	O	O	O	O	X	O	52990	62320	115310
O		O	O	O	O	O	45290	59220	104510

*NOTE: In all conditions the traveling weights for the front and rear tandem are more equally balanced with the boom foot facing the rear of the carrier. EXAMPLE: With boom foot facing forward and items A thru G removed; front tandem = 25,160; rear tandem = 79,350; gross weight 104,510.

NOTE: Due to back stability, full counterweight must not be swung over side of machine without outriggers extended and set.

ADDITIONAL WEIGHT REDUCTION

ITEM	TOTAL WEIGHT ADJUSTMENT (LB)	EFFECT PER ITEM		ITEMS REMOVED	FRONT TANDEM (LB)	REAR TANDEM (LB)	GROSS WEIGHT (LB)
		FRONT TANDEM (LB)	REAR TANDEM (LB)				
H—Counterweight Beams Rollers and Pins	2,380	-1560	- 820	A thru H	43,730	58,400	102,130
J—Laggings and Ropes, Main Hoist Drums	4,770	-1430	-3340	A thru J	42,300	55,060	97,360
K—Retractable A-Frame	4,700	-4070	- 630	A thru K	38,230	54,430	92,660
L—25% Full Upper Fuel Tank ... Was 50% Full	200	- 130	- 70	A thru L	38,100	54,360	92,460
M—Modular Operator's Cab	470	- 0	- 470	A thru M	38,100	53,890	91,990

Carrier with outriggers and swing bearing — less upper	27525	49555	77080
Carrier with swing bearing — less upper and outriggers	22920	32560	55480

NOTE: Because of variable manufacturing tolerances a variance of $\pm 3\%$ should be allowed on these weights.

SEE OPERATOR'S MANUAL FOR MAXIMUM MPH TRAVEL SPEED RESTRICTIONS AS LIMITED BY TIRE LOADS.

8460 CARRIER SPECIFICATIONS

Specifications for AMERICAN MODEL 8460, 165 ton, 264" wheelbase, 8 x 4 carrier.

FRAME: Box welded frame members designed and manufactured to provide adequate support for crane weight and capacities; high strength alloy steel used throughout the construction of the carrier; tow bars are provided front and rear.

HYDRAULIC OUTRIGGERS: Two independent housings fabricated from 100,000 PSI yield steel; outrigger beams with horizontal and vertical hydraulic movements; automatic check and manual shutoff valves in hydraulic jacks to assure maximum safety for all lifts; hardened chrome plated rams, fitted with 42" dia. spun high strength steel floats, pin connected and removable; maximum stroke of vertical jacks is 12 inches; maximum lift under floats is 7 inches; outrigger controls for RH outriggers on RH side of carrier and controls for LH outriggers on LH side.

ENGINE: Detroit Diesel (GM) 8V-71-N Model No. 7087-7040 diesel engine, 8 cylinder, 4-1/4" bore x 5" stroke, 568 cu. in. displacement, rated 318 HP at 2100 RPM.

OPTIONAL ENGINE: Cummins NTC-350 diesel engine, 6 cylinder, 5-1/2" bore x 6" stroke, 855 cu. in. displacement, rated 350 HP at 2100 RPM thermostatically controlled radiator shutters.

FUEL TANK: One 125 (U.S.) gallon safety fuel tank.

ELECTRICAL: 12 volt system; 500 watt alternator; two — 8D 12 volt batteries.

POWER STEERING: Garrison twin-ram hydraulic power steering with Ross cam, 20" dia. steering wheel.

CLUTCH: Spicer AS 1402, two plate, dry type, angle spring clutch hydraulically actuated.

MAIN TRANSMISSION: Fuller Model T955ALL modified to give 5+1 speeds forward and 1+1 reverse.

RATIOS:

Low	26.54:1	Fourth	1.16:1
First	6.35:1	Fifth	1.00:1
Second ..	3.75:1	Reverse	6.48:1
Third	2.04:1	Reverse Low ..	27.09:1

AUXILIARY TRANSMISSION: Spicer Model 1241C, Four Speed.

RATIOS:

First	2.37:1
Second ..	1.24:1
Third	1.00:1
Fourth ...	0.81:1

FRONT AXLES: Shuler FTCA-34-L-30 in tandem. 48,000# highway capacity.

REAR AXLES: Clark planetary 91000 tandem assembly, non-spin differential on leading axle; ratio 9.00:1

SUSPENSION: Hendrickson solid mount with rubber bushed torque rods front and rear.

PROPEL SHAFT: Spicer 1710 Series and 1810 Series.

SERVICE BRAKES: Air on all wheels with 14.5 C.F.M. air compressor and two reservoirs; lining area 20" x 7" (1000 sq. in.) rear; 17-1/2" x 4" (495 sq. in.) front; 1495 sq. in. total lining area.

EMERGENCY BRAKES: Spring set, air release system on both rear axles with operator's control on dash panel; air reservoir for release of spring set chambers.

WHEELS: Cast spoke front; rear integrally cast with axles; 10.00 x 24 rims.

TIRES: Michelin 14:00 x 24XRB — Three Star.

CAB: One man cab 32" wide; fully enclosed offset to left side; hinged and removable panel for engine access; air cushion driver's seat.

STANDARD EQUIPMENT: West Coast type mirrors, air windshield wiper, windshield washer, heater, defroster, sealed beam oval headlights, front and rear directional signals, combination stop and taillights, backup lights, clearance lights on cab top and side, electrical and air horns, seat belts, dome light, indirect lighted instrument panel, speedometer, ammeter, fuel gauge, engine temperature indicator, air pressure gauge, oil pressure gauge, low air pressure warning signal, and tachometer.

OPTIONAL ACCESSORIES:

- A. Remote control
- B. Ether cold weather starting kit
- C. Spare tire & rim
- D. Engine brake
- E. Full length fenders
- F. Side mounted storage box
- G. Float racks
- H. Heavy duty front axles

PERFORMANCE:

Maximum Governed Speed	45 MPH
Minimum Speed (1000 RPM)	0.26 MPH
Maximum Gradeability (Off Highway With Counterweight)	25%

NOTE: In accordance with varying material situations, and the Company's policy of constant product improvement, these specifications subject to change without notice and without incurring responsibility to units previously sold.

Your AMERICAN distributor is with you...all the way.

Service is his middle name. He knows AMERICAN equipment inside and out...what it will do...the options available. This can help you match your equipment to your needs, and that's important.

After the purchase, he has a strong stake in keeping your AMERICAN on the job. So he maintains an inventory of genuine AMERICAN replacement parts... plus the right shop facilities and trained mechanics for speedy maintenance or repair.

Closely supporting him is the AMERICAN district representative in your area, plus a team of home-office specialists...in application engineering, sales, and service. All are deeply committed to one goal — serving you.

That's the AMERICAN way.



AMERICAN® CONSTRUCTION
EQUIPMENT
GROUP

amhoist AMERICAN HOIST &
DERRICK COMPANY

63 S. Robert Street, St. Paul, Minn. 55107

AN EQUAL OPPORTUNITY EMPLOYER

SOLD & SERVICED BY:



MODEL 8460

165 TON TRUCK CRANE

77L HAMMERHEAD BOOM RATINGS

With 68,000 Lb "A-B" Counterweight Extended

Boom Length	Radius In Feet	Boom Angle Degrees	Outriggers Set		Fl. From Boom Point
			Over Side	Over Rear	
50 feet	13	83.2	330000	330000	58
	14	82.0	300000	300000	58
	15	80.8	288350	300000	57
	20	75.0	230900	238040	56
	25	69.0	190390	190390	55
	30	62.8	140010	158750	52
	35	56.0	109070	125710	49
	40	48.7	88720	101810	45
60 feet	50	29.7	63660	72770	32
	15	82.4	287020	300000	68
	20	77.6	230460	237880	67
	25	72.6	188720	190260	65
	30	67.6	140270	158650	63
	35	62.3	109260	125950	61
	40	56.7	88860	101990	58
	50	44.1	63790	72930	49
70 feet	60	26.9	48890	55870	35
	16	82.6	272070	297150	77
	20	79.3	229820	237730	77
	25	75.2	186600	190120	76
	30	70.9	139550	158550	74
	35	66.5	109330	126060	72
	40	62.0	88890	102040	70
	50	52.1	63810	72970	63
80 feet	60	40.6	48940	55940	53
	70	24.7	39010	44660	37
	17	82.8	259020	279550	87
	20	80.7	229110	237580	87
	25	77.1	184360	189990	86
	30	73.4	138400	158450	85
	35	69.6	109260	126020	83
	40	65.7	88780	101960	81
90 feet	50	57.6	63670	72840	75
	60	48.5	48810	55820	68
	70	37.8	38880	44550	57
	80	23.0	31790	36540	39
	18	83.0	247550	263790	97
	20	81.7	228330	237480	97
	25	78.5	182070	189860	96
	30	75.3	137220	158360	95
100 feet	35	71.9	108940	125950	94
	40	68.6	88630	101840	92
	50	61.5	63500	72700	87
	60	54.0	48640	55670	81
	70	45.5	38720	44390	72
	80	35.5	31640	36400	60
	90	21.6	26390	30480	41
	20	82.5	203450	237460	107
110 feet	25	79.7	162800	189900	106
	30	76.8	135210	158260	105
	35	73.8	108520	126200	104
	40	70.8	88870	102080	102
	50	64.6	63750	72950	98
	60	58.0	48930	55960	93
	70	51.0	39010	44690	85
	80	43.0	31940	36700	76
110 feet	90	33.6	26760	30850	63
	100	20.4	22600	26190	42

Boom Length	Radius In Feet	Boom Angle Degrees	Outriggers Set		Fl. From Boom Point
			Over Side	Over Rear	
110 feet (cont.)	30	78.0	133980	158170	116
	35	75.3	107490	126080	114
	40	72.6	88490	101910	113
	50	67.1	63520	72740	109
	60	61.3	48700	55740	104
	70	55.1	38750	44440	98
	80	48.4	31680	36450	90
	90	40.9	26530	30630	80
120 feet	100	31.9	22390	25990	66
	110	19.4	19060	22270	44
	22	82.8	181640	212480	127
	25	81.4	160110	189680	127
	30	79.0	132980	158070	126
	35	76.5	106660	125930	125
	40	74.1	87920	101710	123
	50	69.1	63280	72510	120
130 feet	60	63.8	48440	55500	116
	70	58.4	38490	44190	110
	80	52.5	31420	36190	103
	90	46.2	26280	30390	94
	100	39.0	22160	25760	83
	110	30.5	18850	22060	68
	120	18.5	16120	19010	45
	23	82.9	172390	200460	137
140 feet	25	82.1	158720	189570	137
	30	79.8	131760	157980	136
	35	77.6	105820	125760	135
	40	75.3	87380	101720	134
	50	70.7	63000	72240	131
	60	66.0	48150	55220	127
	70	61.1	38180	43890	122
	80	55.9	31090	35880	115
150 feet	90	50.3	25980	30090	108
	100	44.3	21850	25460	98
	110	37.4	18540	21760	87
	120	29.2	15840	18730	71
	130	17.8	13570	16200	47
	25	82.6	157290	187440	147
	30	80.6	130520	157880	146
	35	78.5	104940	125570	145
160 feet	40	76.4	86610	101510	144
	50	72.2	62720	71980	141
	60	67.8	47860	54940	138
	70	63.3	37880	43590	133
	80	58.6	30780	35570	127
	90	53.7	25680	29800	121
	100	48.4	21550	25170	112
	110	42.6	18240	21460	102
170 feet	120	36.0	15540	18440	90
	130	28.1	13280	15920	73
	140	17.1	11350	13770	48
	26	82.7	144050	144050	157
	30	81.2	129910	142380	156
	35	79.3	104250	125510	155
	40	77.3	86210	101460	154
	50	73.4	62680	71940	152
180 feet	60	69.4	47840	54910	148
	70	65.2	37860	43570	144
	80	60.9	30770	35560	139
	90	56.4	25690	29810	133
	26	82.7	144050	144050	157
	30	81.2	129910	142380	156
	35	79.3	104250	125510	155
	40	77.3	86210	101460	154

Boom Length	Radius In Feet	Boom Angle Degrees	Outriggers Set		Fl. From Boom Point
			Over Side	Over Rear	
150 feet (cont.)	100	51.7	21560	25180	126
	110	46.6	18270	21490	117
	120	41.0	15570	18470	106
	130	34.7	13310	15950	93
	140	27.1	11400	13820	76
	150	16.5	9760	11990	50
	27	82.8	132850	132850	167
	30	81.7	128720	132850	166
160 feet	35	79.9	103390	125350	166
	40	78.1	85470	101270	165
	50	74.4	62020	71670	162
	60	70.7	47550	54640	159
	70	66.9	37550	43280	155
	80	62.9	30440	35240	150
	90	58.8	25390	29510	145
	100	54.5	21250	24870	138
170 feet	110	49.9	17950	21170	130
	120	45.0	15250	18150	121
	130	39.7	13000	15640	110
	140	33.6	11090	13520	96
	150	26.2	9450	11690	78
	160	15.9	8030	10110	51
	28	82.9	122330	122330	177
	30	82.2	122330	122330	176
180 feet	35	80.5	102520	122330	176
	40	78.8	84880	101060	175
	50	75.4	61490	71410	173
	60	71.9	47260	54360	170
	70	68.3	37250	42980	166
	80	64.6	30120	34930	162
	90	60.8	25070	29210	156
	100	56.9	20940	24570	150
190 feet	110	52.7	17640	20870	143
	120	48.3	14930	17840	135
	130	43.6	12680	15330	125
	140	38.4	10770	13200	113
	150	32.5	9140	11380	99
	160	25.4	7710	9800	80
	170	15.4	6470	8420	52
	29	83.0	111870	111870	187
190 feet	30	82.7	111870	111870	187
	35	81.1	101470	111870	186
	40	79.5	84120	100830	185
	50	76.2	60940	71120	183
	60	72.9	46960	54070	180
	70	69.6	36910	42660	177
	80	66.1	29770	34590	173
	90	62.6	24740	28880	168
190 feet	100	58.9	20590	24230	162
	110	55.1	17290	20530	156
	120	51.1	14580	17500	148
	130	46.9	12330	14990	139
	140	42.3	10420	12850	129
	150	37.3	8790	11040	117
	160	31.6	7360	9450	102
	170	24.7	6120	8070	83
190 feet	180	14.9	5020	6850	54
	31	82.8	102910	102910	197
190 feet	35	81.5	100640	102910	196
	40	80.0	83350	100610	195

(continued)

77L HAMMERHEAD BOOM RATINGS (Cont.)

With 68,000 Lb "A-B" Counterweight Extended

Boom Length	Radius In Feet	Boom Angle Degrees	Outriggers Set		Fl. From Boom Point
			Over Side	Over Rear	
190 feet (cont.)	50	76.9	60400	70840	193
	60	73.8	46450	53770	190
	70	70.7	36580	42330	187
	80	67.4	29430	34250	183
	90	64.1	24410	28550	179
	100	60.7	20260	23900	174
	110	57.2	16940	20180	168
	120	53.5	14240	17160	161
	130	49.7	11980	14640	153
	140	45.5	10080	12510	143
	150	41.1	8440	10690	133
	160	36.2	7020	9110	120
200 feet	170	30.7	5780	7730	105
	180	24.0	4680	6520	85
	190	14.5	3700	5430	55
	32	82.8	78400	78400	206
	35	82.0	78400	78400	206
	40	80.5	78400	78400	205
	50	77.6	59980	70670	203
	60	74.7	46120	53620	201
	70	71.7	36440	42190	198
	80	68.6	29290	34110	194
	90	65.5	24290	28440	190
	100	62.3	20140	23780	185
210 feet	110	59.0	16830	20070	179
	120	55.6	14120	17040	173
	130	52.1	11880	14530	166
	140	48.3	9960	12400	157
	150	44.3	8330	10580	147
	160	40.0	6920	9010	136
	170	35.6	5680	7640	123
	180	29.9	4580	6410	107
	190	23.3	3610	5330	87
	200	14.1	2740	4370	56
	33	82.9	73670	73670	216
	35	82.3	73670	73670	216
	40	81.0	73670	73670	215

Boom Length	Radius In Feet	Boom Angle Degrees	Outriggers Set		Fl. From Boom Point
			Over Side	Over Rear	
210 feet cont.	50	78.2	59460	70400	214
	60	75.4	45640	53330	211
	70	72.6	36050	41880	208
	80	69.7	28960	33790	205
	90	66.8	23970	28120	201
	100	63.7	19810	23460	196
	110	60.7	16500	19740	191
	120	57.5	13790	16710	185
	130	54.2	11530	14190	178
	140	50.7	9620	12060	170
	150	47.1	7980	10230	162
	160	43.2	6570	8660	151
220 feet	170	39.0	5330	7280	140
	180	34.4	4240	6070	126
	190	29.1	3260	4990	110
	200	22.8	2400	4030	89
	210	13.8	1620	3160	57
	34	83.0	68970	68970	226
	35	82.7	68970	68970	226
	40	81.4	68920	68920	226
	50	78.7	58820	67960	224
	60	76.1	45160	53040	222
	70	73.4	35580	41570	219
	80	70.7	29010	33840	216
230 feet	90	67.9	23650	27810	212
	100	65.0	19490	23140	207
	110	62.1	16170	19410	202
	120	59.1	13450	16380	197
	130	56.0	11190	13850	190
	140	52.8	9270	11720	183
	150	49.5	7640	9900	175
	160	45.9	6230	8320	166
	170	42.1	4990	6950	155
	180	38.1	3890	5730	143
	190	33.6	2910	4640	129
	200	28.4	2050	3690	112
240 feet	210	22.2	1270	2820	91
	220	13.5	—	2040	59

Boom Length	Radius In Feet	Boom Angle Degrees	Outriggers Set		Fl. From Boom Point
			Over Side	Over Rear	
230 feet	36	82.8	64560	64560	236
	40	81.8	64330	64330	236
	50	79.2	58270	63180	234
	60	76.7	44660	52740	232
	70	74.1	35110	41250	229
	80	71.5	28620	33520	226
	90	68.9	23310	27470	223
	100	66.2	19140	22790	218
	110	63.4	15810	19070	214
	120	60.6	13090	16030	208
	130	57.7	10830	13500	202
	140	54.7	8910	11360	196
240 feet	150	51.6	7280	9540	188
	160	48.3	5850	7950	180
	170	44.8	4610	6570	170
	180	41.2	3520	5360	159
	190	37.2	2530	4270	147
	200	32.8	1650	3310	132
	210	27.8	—	2440	115
	220	21.7	—	1660	93
	37	82.8	60050	60050	246
	40	82.1	60030	60030	246
	50	79.7	58170	59330	244
	60	77.3	44180	52450	242
250 feet	70	74.8	34700	40920	240
	80	72.3	28190	33210	237
	90	69.8	22920	27140	233
	100	67.2	18790	22460	229
	110	64.6	15460	18720	225
	120	61.9	12740	15680	220
	130	59.2	10470	13140	214
	140	56.4	8550	11000	208
	150	53.4	6910	9170	201
	160	50.4	5490	7600	193
	170	47.2	4220	6210	184
	180	43.8	3110	4990	174
260 feet	190	40.3	2120	3910	163
	200	36.4	1240	2950	150
	210	32.1	—	2070	135
	220	27.2	—	1290	117

8460.01

77L HAMMERHEAD BOOM RATINGS

With 68,000 Lb "A-B" Cwt. Retracted

Boom Length	Radius In Feet	Boom Angle Degrees	Outriggers Free		Fl. From Boom Point
			Over Side	Over Rear	
50 feet	50	29.7	16380	35130	32
	40	56.7	22400	46460	58
	50	44.1	16170	35120	50
60 feet	60	26.9	11890	26980	35
	40	62.0	22070	45960	70
	50	52.1	15890	35020	63
70 feet	60	40.6	11690	26940	53
	70	24.7	8520	21260	37
80 feet	35	69.6	25690	50670	83
	40	65.7	21580	45300	81
	50	57.6	15440	34770	76
	60	48.5	11300	26720	68
	70	37.8	8170	21060	57
	80	23.0	5740	16890	39

Boom Length	Radius In Feet	Boom Angle Degrees	Outriggers Free		Fl. From Boom Point
			Over Side	Over Rear	
90 feet	35	71.9	25190	50010	94
	40	68.6	21110	44680	92
	50	61.5	14990	34510	87
	60	54.0	10900	26480	81
	70	45.5	7800	20830	72
	80	35.5	5410	16680	60
100 feet	90	21.6	3560	13540	41
	35	73.8	25440	50230	104
	40	70.8	21380	44930	103
	50	64.6	15260	34740	98
	60	58.0	11210	26750	93
	70	51.0	8130	21110	86
110 feet	80	43.0	5750	16970	76
	90	33.6	3970	13900	63
	100	20.4	2390	11340	42

Boom Length	Radius In Feet	Boom Angle Degrees	Outriggers Free		Fl. From Boom Point
			Over Side	Over Rear	
110 feet	35	75.3	24840	49460	115
	40	72.6	20820	44200	113
	50	67.1	14730	34410	109
	60	61.3	10720	26430	105
	70	55.1	7640	20790	98
	80	48.4	5290	16650	90
120 feet	90	40.9	3560	13620	80
	100	31.9	2010	11080	66
	110	19.4	710	9010	44
	30	79.0	29510	55130	126
	35	76.5	24280	48750	125
	40	74.1	20290	43540	124
130 feet	50	69.1	14220	34080	120
	60	63.8	10230	26110	116
	70	58.4	7170	20470	110
	80	52.5	4830	16330	103
	90	46.2	3140	13330	95
	100	39.0	1620	10810	83

8460.03

NOTE: Counterweight may be hydraulically extended or retracted. The normal operating condition is with the counterweight extended. When working over the side on rubber the counterweight may be retracted to improve back stability and enable the operator to work at shorter radii.

77L TAPERED TIP BOOM RATINGS

With 68,000 Lb "A-B" Counterweight Extended

Boom Length	Radius In Feet	Boom Angle Degrees	Outriggers Set		Fl. From Boom Point
			Over Side	Over Rear	
80 feet	18	80.3	176410	176410	86
	20	78.8	176410	176410	86
	25	75.2	160640	160640	84
	30	71.4	133880	133880	83
	35	67.6	111890	114800	81
	40	63.7	91610	100400	79
	50	55.3	66770	75920	73
	60	46.1	52070	59070	65
	70	35.0	42290	47940	53
	80	19.3	35330	40070	34
90 feet	19	80.7	176300	176300	96
	20	80.1	176300	176300	96
	25	76.8	160520	160520	95
	30	73.5	133780	133780	93
	35	70.2	111770	114720	92
	40	66.8	91440	100320	90
	50	59.6	66560	75740	85
	60	51.9	51870	58880	78
	70	43.3	42060	47730	69
	80	33.0	35090	39840	56
100 feet	90	18.2	29890	33980	35
	21	80.5	176190	176190	106
	25	78.2	160410	160410	105
	30	75.2	133690	133690	104
	35	72.2	110930	114640	102
	40	69.2	91250	100240	101
	50	62.9	66350	75540	96
	60	56.3	51660	58680	90
	70	49.1	41840	47510	83
	80	41.0	34850	39610	73
110 feet	90	31.2	29630	33730	59
	100	17.3	25660	29250	37
	22	80.8	176080	176080	116
	25	79.3	160300	160300	115
	30	76.6	133590	133590	114
	35	73.9	110040	114560	113
	40	71.2	90990	100170	111
	50	65.6	66060	75260	107
	60	59.7	51360	58400	102
	70	53.5	41530	47210	95
120 feet	80	46.7	34540	39300	87
	90	39.0	29320	33420	76
	100	29.8	25370	28970	62
	110	16.4	22110	25310	38
	24	80.6	166900	166900	125
	25	80.2	160180	160180	125
	30	77.7	133500	133500	124
	35	75.3	109140	114490	123
	40	72.8	90350	100090	122
	50	67.7	65770	74990	118
130 feet	60	62.5	51080	58120	113
	70	56.9	41220	46920	108
	80	51.0	34220	39000	100
	90	44.6	29140	33250	91
	100	37.3	25080	28680	80
	110	28.5	21820	25030	64
	120	15.7	19160	22050	40
	25	80.9	160070	160070	135
	30	78.7	133400	133400	135
	35	76.4	108500	114410	133
140 feet	40	74.2	90010	100010	132
	50	69.5	65810	75030	129
	60	64.7	51140	58190	125
	70	59.7	41290	46980	119
	80	54.5	34290	39060	113
	90	48.9	29240	33350	105
	100	42.7	25170	28780	95
	110	35.8	21920	25130	83
	120	27.3	19260	22150	67
	130	15.1	17050	19680	41

Boom Length	Radius In Feet	Boom Angle Degrees	Outriggers Set		Fl. From Boom Point
			Over Side	Over Rear	
140 feet	27	80.8	148000	148000	145
	30	79.5	133310	133310	145
	35	77.4	107610	114330	144
	40	75.3	89200	99930	142
	50	71.0	65530	74760	139
	60	66.6	50840	57900	136
	70	62.1	40980	46680	131
	80	57.4	33960	38750	125
	90	52.4	28930	33050	118
	100	47.0	24850	28460	109
150 feet	110	41.1	21600	24820	99
	120	34.4	18940	21830	86
	130	26.3	16730	19370	69
	140	14.6	14850	17270	42
	28	81.0	142170	142820	155
	30	80.2	132410	133210	155
	35	78.3	106700	114260	154
	40	76.3	88570	99860	153
	50	72.3	65230	74480	150
	60	68.3	50540	57610	146
160 feet	70	64.1	40660	46370	142
	80	59.8	33640	38430	137
	90	55.2	28620	32740	130
	100	50.5	24550	28160	123
	110	45.3	21280	24500	114
	120	39.6	18620	21520	103
	130	33.2	16410	19050	89
	140	25.4	14540	16960	71
	150	14.1	12930	15170	44
	30	80.8	131100	133120	165
170 feet	35	79.0	105760	114180	164
	40	77.2	87720	99780	163
	50	73.5	64770	74160	160
	60	69.7	50210	57290	157
	70	65.8	40310	46030	153
	80	61.8	33270	38070	148
	90	57.7	28270	32400	142
	100	53.4	24190	27810	135
	110	48.7	20930	24160	127
	120	43.8	18270	21180	118
180 feet	130	38.3	16050	18700	106
	140	32.1	14170	16600	92
	150	24.6	12570	14820	74
	160	13.6	11190	13270	45
	32	80.7	118530	124620	175
	35	79.7	104640	114110	174
	40	77.9	87190	100010	173
	50	74.5	64170	73850	171
	60	70.9	49870	56970	168
	70	67.3	39960	45690	164
190 feet	80	63.6	32920	37720	159
	90	59.8	27930	32070	154
	100	55.8	23840	27470	148
	110	51.6	20580	23810	140
	120	47.2	17910	20830	132
	130	42.4	15700	18350	122
	140	37.1	13820	16250	110
	150	31.1	12220	14460	95
	160	23.8	10820	12910	76
	170	13.2	9620	11570	46
200 feet	33	80.9	100930	100930	185
	35	80.2	100930	100930	184
	40	78.6	86680	99950	184
	50	75.4	63780	73710	181
	60	72.0	49760	56850	178
	70	68.7	39850	45580	175
	80	65.2	32810	37620	170
	90	61.6	27850	31980	165
	100	58.0	23760	27390	160
	110	54.1	20500	23730	153
210 feet	120	50.1	17830	20740	145
	39	81.0	75480	75480	224
	40	80.7	75480	75480	224
	50	78.1	61480	72480	222
	60	75.4	47960	55580	220
	70	72.7	38470	44240	217
	80	69.9	31390	36220	214
	90	67.1	26470	30630	210
	100	64.3	22360	26010	205
	110	61.3	19080	22330	200
220 feet	120	58.3	16400	19330	194
	130	55.2	14180	16850	188
	36	80.9	88140	88140	205
	40	79.8	85260	88140	204
	50	76.9	62650	73110	202
	60	73.9	49020	56230	199
	70	70.9	39190	44930	196
	80	67.8	32120	36940	192
	90	64.7	27180	31330	188
	100	61.5	23090	26720	183
230 feet	110	58.2	19820	23060	177
	120	54.7	17150	20060	170
	130	51.1	14920	17570	163
	140	47.4	13040	15480	154
	150	43.3	11440	13690	144
	160	39.0	10050	12140	133
	170	34.2	8830	10780	119
	180	28.7	7760	9590	103
	190	22.0	6810	8540	82
	200	12.2	5980	7600	49
240 feet	38	80.8	81380	81380	214
	40	80.3	81380	81380	214
	50	77.5	62060	72790	212
	60	74.7	48490	55910	210
	70	71.8	38830	44590	207
	80	68.9	31750	36580	203
	90	66.0	26830	30980	199
	100	63.0	22720	26360	194
	110	59.8	19440	22690	189
	120	56.6	16780	19700	182
250 feet	130	53.3	14550	17210	175
	140	49.8	12660	15100	167
	150	46.1	11060	13310	158
	160	42.2	9660	11760	148
	170	38.0	8440	10400	136
	180	33.3	7380	9210	122
	190	28.0	6430	8150	105
	200	21.4	5580	7210	84
	210	11.9	4830	6380	50
	39	81.0	75480	75480	224
260 feet	40	80.7	75480	75480	224
	50	78.1	61480	72480	222
	60	75.4	47960	55580	220
	70	72.7	38470	44240	217
	80	69.9	31390	36220	214
	90	67.1	26470	30630	210
	100	64.3	22360	26010	205
	110	61.3	19080	22330	200
	120	58.3	16400	19330	194
	130	55.2	14180	16850	188

Boom Length	Radius In Feet	Boom Angle Degrees	Outriggers Set		Fl. From Boom Point
			Over Side	Over Rear	
180 feet cent.	130	45.8	15620	18270	136
	140	41.2	13750	16170	126
	150	36.1	12140	14380	113
	160	30.2	10750	12840	98
	170	23.2	9550	11490	78
	180	12.8	8490	10310	47
190 feet	35	80.8	94590	94590	195
	40	79.2	86070	94590	194
	50	76.1	63220	73420	192
	60	73.0	49440	56540	189
	70	69.8	39520	45260	185
	80	66.6	32470	37280	181
	90	63.3	27520	31650	177
	100	59.8	23420	27060	171
	110	56.3	20160	23390	165
	120	52.6	17490	20400	158
	130	48.7	15270	17920	150
	140	44.5	13390	15820	140
	150	40.0	11780	14030	129
	160	35.1	10400	12490	116
200 feet	36	80.9	88140	88140	205
	40	79.8	85260	88140	204
	50	76.9	62650	73110	202
	60	73.9	49020	56230	199
	70	70.9	39190	44930	196
	80	67.8	32120	36940	192
	90	64.7	27180	31330	188
	100	61.5	23090	26720	183
	110	58.2	19820	23060	177
	120	54.7	17150	20060	170
	130	51.1	14920	17570	163
	140	47.4	13040	15480	154
	150	43.3	11440	13690	144
	160	39.0	10050	12140	133
210 feet	38	80.8	81380	81380	214
	40	80.3	81380	81380	214
	50	77.5	62060	72790	212
	60	74.7	48490	55910	210
	70	71.8	38830	44590	207
	80	68.9	31750	36580	203
	90	66.0	26830	30980	199
	100	63.0	22720	26360	194
	110	59.8	19440	22690	189
	120	56.6	16780	19700	182
	130	53.3	14550	17210	175
	140	49.8	12660	15100	167
	150	46.1	11060	13310	158
	160	42.2	9660	11760	148
220 feet	39	81.0	75480	75480	224
	40	80.7	75480	75480	224
	50	78.1	61480	72480	222
	60	75.4	47960	55580	220
	70	72.7	38470	44240	217
	80	69.9	31390	36220	214
	90	67.1	26470	30630	210
	100	64.3	22360	26010	205
	110	61.3	19080	22330	200
	120	58.3	16400	19330	194
	130	55.2	14180	16850	188

77L TAPERED TIP BOOM RATINGS (Cont.)

With 68,000 Lb "A-B" Counterweight Extended

Boom Length	Radius In Feet	Boom Angle Degrees	Outriggers Set		Fl. From Boom Point
			Over Side	Over Rear	
220 feet cont.	140	52.0	12300	14740	180
	150	48.6	10680	12940	172
	160	45.0	9290	11380	163
	170	41.2	8070	10030	152
	180	37.1	6990	8830	140
	190	32.5	6040	7770	125
	200	27.3	5200	6830	108
	210	20.9	4440	5980	86
	220	11.6	3770	5240	51
230 feet	41	80.9	59230	59230	234
	50	78.6	57520	57520	233
	60	76.0	47570	55380	230
	70	73.5	38200	44040	228
	80	70.8	31200	36030	224
	90	68.2	26310	30460	221
	100	65.5	22190	25840	216
	110	62.7	18920	22160	211
	120	59.9	16240	19170	206
	130	56.9	14010	16670	200
	140	53.9	12140	14580	193
	150	50.8	10520	12780	185
	160	47.5	9130	11230	177
	170	44.0	7910	9860	167
	180	40.3	6840	8680	156
	190	36.2	5890	7620	143
	200	31.8	5040	6680	128
	210	26.7	4280	5830	110
	220	20.5	3600	5070	87
	230	11.4	3000	4400	52
240 feet	43	80.8	54900	54900	244
	50	79.1	54280	54280	243
	60	76.6	47150	52900	241
	70	74.2	37710	43710	238
	80	71.7	30850	35680	235
	90	69.1	25970	30130	231
	100	66.6	21850	25500	227
	110	63.9	18570	21820	223
	120	61.2	15890	18820	217
	130	58.5	13660	16320	212
	140	55.6	11770	14210	205
	150	52.7	10160	12420	198
	160	49.6	8760	10860	190
	170	46.4	7550	9510	181
	180	43.0	6470	8310	171
	190	39.4	5520	7250	159
	200	35.5	4660	6300	146
	210	31.1	3900	5450	131
	220	26.1	3210	4690	113
	230	20.0	2600	4010	89
	240	11.1	2050	3390	53
250 feet	44	80.9	51590	51590	254
	50	79.5	51140	51140	253
	60	77.2	46640	49660	251
	70	74.8	37210	43380	248

Boom Length	Radius In Feet	Boom Angle Degrees	Outriggers Set		Fl. From Boom Point
			Over Side	Over Rear	
250 feet cont.	80	72.4	30430	35340	245
	90	70.0	25630	29800	242
	100	67.5	21500	25160	238
	110	65.0	18220	21470	234
	120	62.5	15530	18470	229
	130	59.9	13300	15970	223
	140	57.2	11410	13860	217
	150	54.4	9790	12060	210
	160	51.5	8400	10510	203
	170	48.5	7180	9140	194
	180	45.4	6100	7940	185
	190	42.1	5150	6880	175
	200	38.6	4300	5930	163
	210	34.7	3540	5090	149
	220	30.5	2850	4320	134
	230	25.6	2220	3630	115
	240	19.6	1660	3000	91
	250	10.9	1160	2440	54
260 feet	46	80.8	48610	48610	264
	50	79.9	48210	48210	263
	60	77.7	46670	47060	261
	70	75.4	37340	43600	259
	80	73.1	30560	35540	256
	90	70.8	25840	30010	253
	100	68.5	21700	25370	249
	110	66.1	18410	21680	245
	120	63.6	15730	18670	240
	130	61.1	13490	16170	235
	140	58.6	11600	14050	229
	150	56.0	9980	12250	223
	160	53.3	8580	10680	215
	170	50.5	7360	9330	208
	180	47.5	6290	8130	199
	190	44.5	5320	7060	189
	200	41.2	4470	6110	178
	210	37.8	3710	5260	166
	220	34.0	3010	4490	153
	230	29.9	2390	3800	136
	240	25.1	1830	3170	117
	250	19.2	1310	2600	93
	260	10.7	—	2090	55
270 feet	47	80.9	45740	45740	274
	50	80.3	45380	45380	273
	60	78.1	44080	44080	271
	70	76.0	36850	42520	269
	80	73.8	30080	35190	266
	90	71.5	25430	29660	263
	100	69.3	21340	25010	260
	110	67.0	18050	21320	256
	120	64.7	15360	18300	251
	130	62.3	13120	15800	246
	140	59.9	11230	13680	241
	150	57.4	9610	11880	234
	160	54.8	8200	10310	228

Boom Length	Radius In Feet	Boom Angle Degrees	Outriggers Set		Fl. From Boom Point
			Over Side	Over Rear	
270 feet cont.	170	52.2	6980	8950	220
	180	49.5	5900	7750	212
	190	46.6	4950	6680	203
	200	43.6	4090	5730	193
	210	40.4	3320	4880	182
	220	37.0	2630	4110	170
	230	33.4	2000	3420	156
	240	29.3	1420	2780	139
	250	24.6	—	2200	119
	260	18.9	—	1680	94
280 feet	49	80.9	36550	36550	283
	50	80.6	36330	36330	283
	60	78.6	35180	35180	281
	70	76.5	33800	33800	279
	80	74.4	29780	32410	277
	90	72.2	25160	29440	274
	100	70.1	21130	24790	270
	110	67.9	17830	21100	266
	120	65.6	15150	18090	262
	130	63.4	12910	15590	257
	140	61.1	11020	13470	252
	150	58.7	9400	11670	246
	160	56.3	8000	10100	240
	170	53.8	6770	8740	233
	180	51.2	5700	7540	225
	190	48.5	4730	6470	217
	200	45.7	3880	5520	208
	210	42.8	3110	4670	197
	220	39.7	2400	3900	186
	230	36.4	1760	3200	173
	240	32.7	1190	2570	159
	250	28.7	—	1990	142
	260	24.1	—	1470	122

8460.02

LOAD HOISTING DATA

Max. Lifting Capacity In Pounds	Min. Parts of Load Line	Max. Hoisting Distance	
		Main (R.H.) Drum	Aux. (L.H.) Drum
330,000	12	70 ft.	49 ft.
324,940	11	76 ft.	52 ft.
295,420	10	84 ft.	53 ft.
265,880	9	93 ft.	65 ft.
236,340	8	105 ft.	73 ft.
206,790	7	120 ft.	84 ft.
177,250	6	140 ft.	98 ft.
147,710	5	168 ft.	118 ft.
118,170	4	210 ft.	147 ft.
88,620	3	280 ft.	196 ft.
59,080	2	420 ft.	295 ft.
29,540	1	840 ft.	590 ft.

Based on 1" EIPS Rope

77L TAPERED TIP BOOM RATINGS

With 68,000 Lb "A-B" Cwt. Retracted

Boom Length	Radius In Feet	Boom Angle Degrees	OUTRIGGERS FREE		Fl. From Boom Point
			Over Side	Over Rear	
80 feet	70	35.0	12440	24530	53
	80	19.3	10120	20460	34
90 feet	60	51.9	15000	29780	78
	70	43.3	11990	24230	69
	80	33.0	9680	20160	56
	90	18.2	7920	17120	35
100 feet	60	56.3	14560	29500	90
	70	49.1	11560	23950	83
	80	41.0	9260	19870	73
	90	31.2	7540	16860	59
	100	17.3	6060	14400	37

Boom Length	Radius In Feet	Boom Angle Degrees	OUTRIGGERS FREE		Fl. From Boom Point
			Over Side	Over Rear	
110 feet	50	65.6	17920	36990	107
	60	59.7	14010	29130	102
	70	53.5	11020	23580	96
	80	46.7	8740	19510	87
	90	39.0	7070	16530	76
	100	29.8	5590	14060	62
	110	16.4	4360	12050	38

Boom Length	Radius In Feet	Boom Angle Degrees	OUTRIGGERS FREE		Fl. From Boom Point
			Over Side	Over Rear	
120 feet	50	67.7	17370	36620	118
	60	62.5	13490	28780	114
	70	56.9	10510	23220	108
	80	51.0	8250	19150	101
	90	44.6	6600	16190	91
	100	37.3	5150	13740	80
	110	28.5	3930	11730	64
	120	15.7	2900	10080	40

8460.04

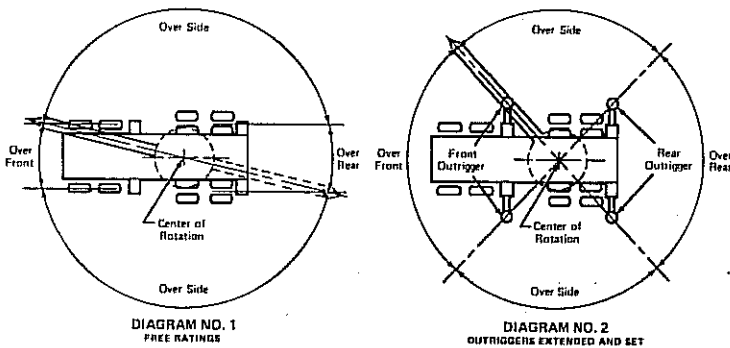
CRANE RATING DATA

Load ratings are in pounds and do not exceed 85% of the load which would cause tipping with crane standing level on firm uniformly supporting surface. Safe loads depend on ground conditions, boom length, radius of operation, condition and inflation (130 PSI) of tires and proper handling, all of which must be taken into consideration by user. Ratings in shaded areas are based on structural limitations rather than stability. Approved working areas "Free Over Side" and "Free Over Rear" are shown under Diagram No. 1. Approved working areas "Outriggers Extended and Set Over Side or Rear" are shown under Diagram No. 2. Lifting is approved only in those areas for which ratings are shown in the rating chart.

"Radius in feet" is the horizontal distance at crane base level from center pin to a vertical line through the center of gravity of the suspended load. Blocks, slings, buckets, and other load carrying devices are considered part of the load. The weight of standard hoisting ropes has been calculated as part of the boom point dead load and need not be considered in determining net allowable loads. Retractable A-frame must be in fully raised position for all ratings.

Main load line is 1 inch diameter with a minimum breaking strength of 103,400 pounds. Boom suspension line 3/4 inch diameter with minimum breaking strength of 58,800 lb. Boom suspension pendants 1-1/4 inch diameter with minimum breaking strength of 175,800 lb.

Compliance to B30.5 based on American Carrier Mounting.



BOOM AND JIB ERECTION†

With Front Bumper Counterweight 18,000 Pounds

BOOM LENGTH	NO. 16HL JIB	NO. 9HL JIB
280' 77L Tapered Tip	—	—
270' 77L Tapered Tip	80'	80'
260' 77L Tapered Tip	100'	80'
240' 77L Hammerhead	—	—
230' 77L Hammerhead	70'	80'
220' 77L Hammerhead	80'	80'

Without Front Bumper Counterweight

BOOM LENGTH	NO. 16HL JIB	NO. 9HL JIB
280' 77L Tapered Tip	—	—
260' 77L Tapered Tip	—	40'
250' 77L Tapered Tip	50'	60'
240' 77L Tapered Tip	80'	80'
230' 77L Hammerhead	—	—
210' 77L Hammerhead	60'	70'
200' 77L Hammerhead	80'	80'

Front bumper counterweight to be used for erection only. †Self-erection over the rear with "A-B" (68,500 lb) counterweight extended and outriggers extended and set.

PERFORMANCE

SWING SPEED 3.5 RPM Maximum

SINGLE LINE SPEED:

Main and Auxiliary Hoist Drums

Low speed — bottom layer 81 FPM
 Low speed — top layer 118 FPM
 High speed — bottom layer 160 FPM
 High speed — top layer 233 FPM

Auxiliary Third Drum

Low speed — bottom layer 97 FPM
 Low speed — top layer 119 FPM
 High speed — bottom layer 195 FPM
 High speed — top layer 236 FPM

SINGLE LINE PULL:

Main and Auxiliary Hoist Drums

Low speed — bottom layer 45,000 lbs. SLP
 Low speed — top layer 30,000 lbs. SLP
 High speed — bottom layer 22,500 lbs. SLP
 High speed — top layer 15,000 lbs. SLP

Auxiliary Third Drum

Low speed — bottom layer 37,300 lbs. SLP
 Low speed — top layer 29,600 lbs. SLP
 High speed — bottom layer 18,650 lbs. SLP
 High speed — top layer 14,800 lbs. SLP

BOOM SPEED:

Time to raise 50 ft. boom from ground to minimum radius 1.9 minutes

Time to lower 50 ft. boom from minimum radius to ground 1.67 minutes

BOOM COMPOSITION

77L Tubular Hammerhead Boom

Boom Length In Feet	30 Ft 77L Inner	10 Ft 77S Center	20 Ft 77S Center	50 Ft 77L Center	20 Ft 77L Outer Base	Hammerhead
50	1	—	—	—	1	1
60	1	1	—	—	1	1
70	1	—	1	—	1	1
80	1	1	1	—	1	1
90	1	—	2	—	1	1
100	1	—	—	1	1	1
110	1	1	—	1	1	1
120	1	—	1	1	1	1
130	1	1	1	1	1	1
140	1	—	2	1	1	1
150	1	—	—	2	1	1
160	1	1	—	2	1	1
170	1	—	1	2	1	1
180	1	1	1	2	1	1
190	1	—	2	2	1	1
200	1	—	—	3	1	1
210	1	1	—	3	1	1
220	1	—	1	3	1	1
230	1	1	1	3	1	1
240	1	—	2	3	1	1

77L Tubular Tapered Tip Boom

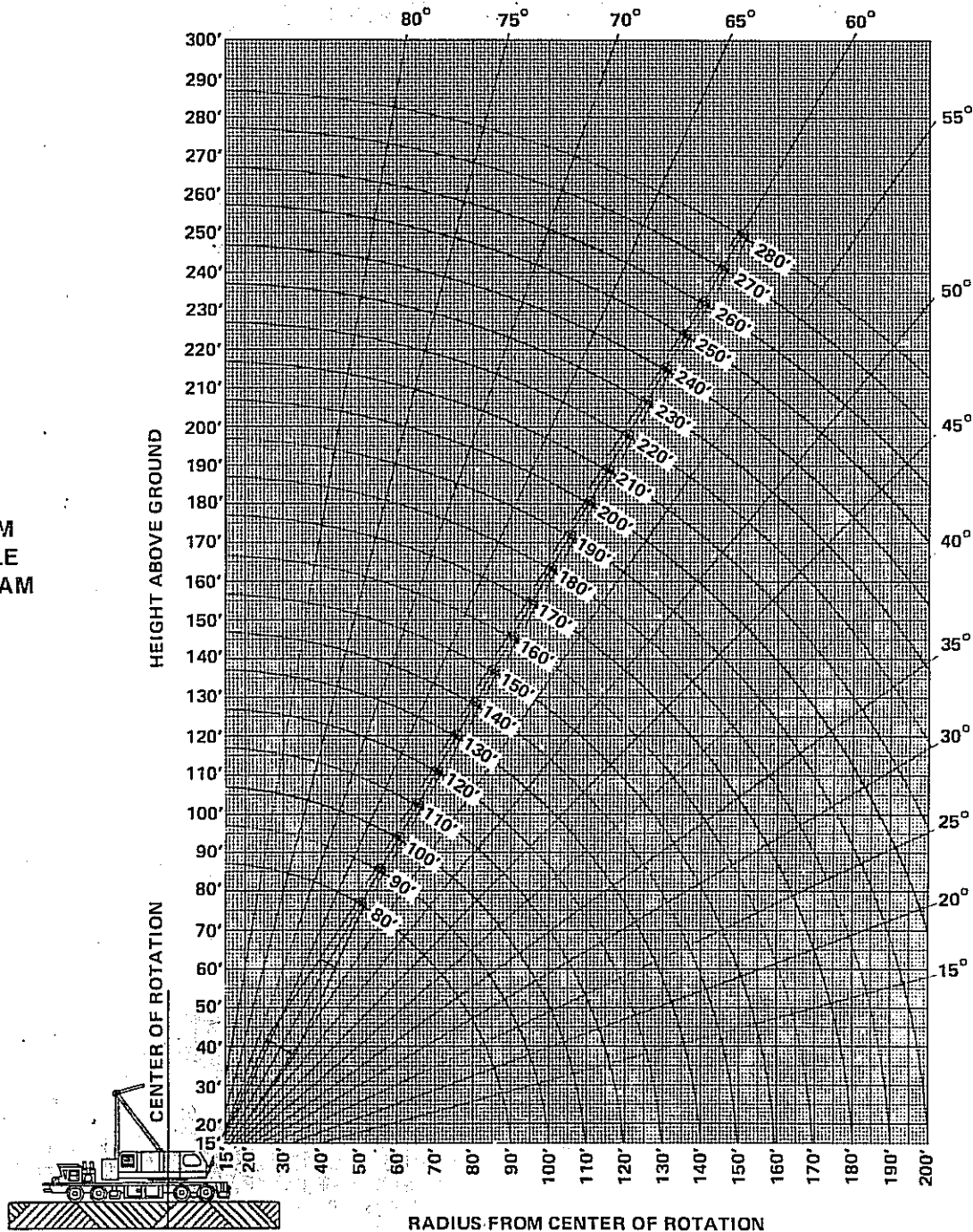
Boom Length In Feet	30 Ft 77L Inner	10 Ft 77S Center	20 Ft 77S Center	50 Ft 77L Center	20 Ft 77L Outer Base	30 Ft 77L Tapered Tip
80	1	—	—	—	1	1
90	1	1	—	—	1	1
100	1	—	1	—	1	1
110	1	1	1	—	1	1
120	1	—	2	—	1	1
130	1	—	—	1	1	1
140	1	1	—	1	1	1
150	1	—	1	1	1	1
160	1	1	1	1	1	1
170	1	—	2	1	1	1
180	1	—	—	2	1	1
190	1	1	—	2	1	1
200	1	—	1	2	1	1
210	1	1	1	2	1	1
220	1	—	2	2	1	1
230	1	—	—	3	1	1
240	1	1	—	3	1	1
250	1	—	1	3	1	1
260	1	1	1	3	1	1
270	1	—	2	3	1	1
280	1	—	—	4	1	1

NOTE: In accordance with varying material situations, and the Company's policy of constant product improvement, these specifications subject to change without notice and without incurring responsibility to units previously sold.

Courtesy of Crane Market

AMERICAN MODEL 8460 TRUCK CRANE WORKING RANGES

BOOM
ANGLE
DIAGRAM



JR7811

FORM NO. 8460-TR-1

PRINTED IN U.S.A.

SOLD & SERVICED BY:



CONSTRUCTION EQUIPMENT GROUP
63 SO. ROBERT ST., ST. PAUL, MN 55107

AMERICAN EQUIPMENT CO., INC.
8637 HEMLOCK AVE.
P.O. BOX 868
FONTANA, CA. 92335
PHONE (714) 829-0447



AMERICAN HOIST & DERRICK COMPANY
AN EQUAL OPPORTUNITY EMPLOYER

Courtesy of CraneMarket

AMERICAN HOIST & DERRICK CO. ST. PAUL, MINNESOTA 55107
 MODEL 8460 TRUCK CRANE RATINGS IN POUNDS
 77L HAMMERHEAD BOOM
 68,500 LB. EXTENDED CTWT. W/18,000 LB. BUMPER CTWT.
 AMERICAN CARRIER

BOOM LENGTH (FEET)	RADIUS (FEET)	BOOM ANGLE (DEGREES)	OUTRIGGERS SET		FROM BOOM POINT TO GROUND (FEET)
			OVER SIDE (POUNDS)	OVER REAR (POUNDS)	
50' BOOM	13	83.1	330,000 *	330,000 *	58
	14	82.0	315,910 *	321,800 *	58
	15	80.9	273,020 *	317,410 *	58
	20	75.0	214,010 *	238,040 *	57
	25	69.0	173,720 *	190,480 *	55
	30	62.8	145,350 *	158,750 *	53
	35	56.0	115,910	136,120 *	50
	40	48.7	94,390	119,100 *	46
	50	29.7	67,870	86,440	32
60' BOOM	15	82.4	272,800 *	317,230 *	68
	20	77.6	213,560 *	237,880 *	67
	25	72.6	173,330 *	190,360 *	65
	30	67.6	145,020 *	158,650 *	64
	35	62.3	116,120	136,040 *	61
	40	56.7	94,540	119,010 *	58
	50	44.1	68,010	86,600	50
70' BOOM	60	26.9	52,250	66,710	35
	16	82.6	257,620 *	297,280 *	78
	20	79.4	212,960 *	237,730 *	77
	25	75.2	172,800 *	190,240 *	76
	30	70.9	144,550 *	158,550 *	74
	35	66.5	116,170	135,950 *	72
	40	62.0	94,550	118,920 *	70
	50	52.1	68,020	86,630	63
80' BOOM	60	40.6	52,290	66,760	53
	70	24.7	41,790	53,620	37
	17	82.8	244,190 *	279,550 *	88
	20	80.7	212,200 *	237,580 *	87
	25	77.1	172,180 *	190,130 *	86
	30	73.4	143,920 *	158,450 *	85
	35	69.6	116,110	135,870 *	83
	40	65.7	94,450	118,840 *	81
	50	57.6	67,880	86,510	76
	60	48.5	52,170	66,650	68
	70	37.8	41,670	53,510	57
	80	23.0	34,180	44,190	39

AMERICAN HOIST & DERRICK CO.
T. PAUL, MINNESOTA 55107

MODEL 8460 TRUCK CRANE RATINGS IN POUNDS
77L HAMMERHEAD BOOM
68,500 LB. EXTENDED CTWT. W/18,000 LB. BUMPER CTWT.
AMERICAN CARRIER

BOOM LENGTH (FEET)	RADIUS (FEET)	BOOM ANGLE (DEGREES)	OUTRIGGERS SET		FROM BOOM POINT TO GROUND (FEET)
			OVER SIDE (POUNDS)	OVER REAR (POUNDS)	
90' BOOM	18	83.0	231,580 *	263,950 *	98
	20	81.7	211,450 *	237,430 *	97
	25	78.5	171,460 *	190,020 *	96
	30	75.3	143,280 *	158,360 *	95
	35	71.9	115,300 *	135,800 *	94
	40	68.6	94,290	118,760 *	92
	50	61.5	67,710	86,350	87
	60	54.0	51,990	66,490	81
	70	45.5	41,500	53,350	72
	80	35.5	34,010	44,040	60
	90	21.6	28,460	37,140	41
100' BOOM	20	82.6	203,500 *	237,460 *	107
	25	79.7	162,770 *	189,900 *	107
	30	76.8	135,170 *	158,260 *	106
	35	73.8	114,850 *	135,720 *	104
	40	70.8	94,540	118,680 *	103
	50	64.6	67,970	86,610	98
	60	58.1	52,280	66,790	93
	70	50.9	41,790	53,650	86
	80	43.0	34,320	44,350	76
	90	33.6	28,840	37,520	63
	100	20.4	24,440	32,100	42
110' BOOM	21	82.7	192,210 *	225,060 *	117
	25	80.6	161,440 *	189,790 *	117
	30	78.0	133,930 *	158,170 *	116
	35	75.3	113,770 *	135,640 *	115
	40	72.6	93,960 *	118,600 *	113
	50	67.1	67,740	86,400	109
	60	61.3	52,050	66,570	105
	70	55.1	41,540	53,410	98
	80	48.4	34,070	44,110	90
	90	40.9	28,610	37,310	80
	100	31.9	24,240	31,910	66
	110	19.4	20,730	27,580	44
120' BOOM	22	82.8	181,820 *	213,340 *	127
	25	81.4	160,070 *	189,680 *	127
	30	79.0	132,880 *	158,070 *	126
	35	76.6	112,900 *	135,560 *	125

AMERICAN HOIST & DERRICK CO.
ST. PAUL, MINNESOTA 55107

MODEL 8460 TRUCK CRANE RATINGS IN POUNDS
77L HAMMERHEAD BOOM
68,500 LB. EXTENDED CTWT. W/18,000 LB. BUMPER CTWT.
AMERICAN CARRIER

BOOM LENGTH (FEET)	RADIUS (FEET)	BOOM ANGLE (DEGREES)	OUTRIGGERS SET		FROM BOOM POINT TO GROUND (FEET)
			OVER SIDE (POUNDS)	OVER REAR (POUNDS)	
120' BOOM	40	74.1	93,170 *	118,520 *	124
	50	69.1	67,490	86,180	120
	60	63.9	51,790	66,320	116
	70	58.4	41,270	53,150	110
	80	52.6	33,800	43,840	103
	90	46.2	28,360	37,060	95
	100	39.0	24,000	31,670	83
	110	30.5	20,510	27,370	69
	120	18.5	17,630	23,830	46
130' BOOM	23	82.9	172,360 *	201,280 *	137
	25	82.1	158,680 *	189,570 *	137
	30	79.8	131,670 *	157,980 *	136
	35	77.6	111,770 *	135,490 *	135
	40	75.3	92,370 *	118,450 *	134
	50	70.7	67,210	85,910	131
	60	66.0	51,500	66,050	127
	70	61.1	40,970	52,860	122
	80	55.9	33,470	43,530	116
	90	50.3	28,060	36,760	108
	100	44.3	23,700	31,380	99
	110	37.4	20,200	27,070	87
	120	29.2	17,340	23,550	71
	130	17.8	14,950	20,620	47
140' BOOM	25	82.6	157,250 *	185,900 *	147
	30	80.6	130,420 *	157,880 *	146
	35	78.5	110,870 *	135,410 *	145
	40	76.4	91,540 *	118,370 *	144
	50	72.2	66,930	85,640	141
	60	67.8	51,210	65,760	138
	70	63.3	40,660	52,560	133
	80	58.6	33,150	43,220	128
	90	53.7	27,750	36,470	121
	100	48.4	23,390	31,080	113
	110	42.6	19,900	26,770	103
	120	36.0	17,050	23,260	90
	130	28.1	14,660	20,330	74
	140	17.1	12,620	17,840	49

BOOM LENGTH (FEET)	RADIUS (FEET)	BOOM ANGLE (DEGREES)	OUTRIGGERS SET		FROM BOOM POINT TO GROUND (FEET)
			OVER SIDE (POUNDS)	OVER REAR (POUNDS)	
150' BOOM	26	82.7	145,230 *	145,230 *	157
	30	81.2	129,820 *	143,560 *	156
	35	79.3	110,120 *	135,340 *	156
	40	77.3	90,930 *	118,300 *	155
	50	73.4	66,620 *	85,600	152
	60	69.4	51,190	65,740	149
	70	65.2	40,640	52,540	144
	80	60.9	33,150	43,210	139
	90	56.4	27,770	36,490	133
	100	51.7	23,410	31,090	126
	110	46.6	19,930	26,800	117
	120	41.0	17,080	23,290	106
	130	34.7	14,700	20,370	93
	140	27.1	12,680	17,890	76
	150	16.4	10,940	15,770	50
160' BOOM	27	82.8	133,390 *	133,390 *	167
	30	81.8	128,880 *	133,390 *	167
	35	79.9	109,210 *	132,590 *	166
	40	78.1	90,310 *	118,220 *	165
	50	74.4	66,080 *	85,340	162
	60	70.7	50,910	65,470	159
	70	66.9	40,340	52,250	155
	80	62.9	32,820	42,890	151
	90	58.8	27,470	36,190	145
	100	54.5	23,100	30,790	138
	110	49.9	19,610	26,490	130
	120	45.0	16,760	22,980	121
	130	39.6	14,380	20,060	110
	140	33.6	12,370	17,590	96
	150	26.2	10,640	15,470	78
	160	15.9	9,130	13,630	51
170' BOOM	28	82.9	122,830 *	122,830 *	177
	30	82.2	122,830 *	122,830 *	177
	35	80.5	108,130 *	122,830 *	176
	40	78.8	89,510 *	117,920 *	175
	50	75.4	65,390 *	85,070	173
	60	71.9	50,610	65,190	170
	70	68.3	40,030	51,950	166
	80	64.6	32,500	42,580	162

AMERICAN HOIST & DERRICK CO.
ST. PAUL, MINNESOTA 55107

MODEL 8460 TRUCK CRANE RATINGS IN POUNDS
77L HAMMERHEAD BOOM
68,500 LB. EXTENDED CTWT. W/18,000 LB. BUMPER CTWT.
AMERICAN CARRIER

BOOM LENGTH (FEET)	RADIUS (FEET)	BOOM ANGLE (DEGREES)	OUTRIGGERS SET		FROM BOOM POINT TO GROUND (FEET)
			OVER SIDE (POUNDS)	OVER REAR (POUNDS)	
170' BOOM	90	60.8	27,150	35,880	157
	100	56.9	22,790	30,490	150
	110	52.7	19,290	26,180	143
	120	48.3	16,430	22,660	135
	130	43.6	14,060	19,740	125
	140	38.4	12,040	17,270	113
	150	32.5	10,320	15,160	99
	160	25.4	8,820	13,320	81
	170	15.4	7,510	11,720	53
180' BOOM	29	83.0	111,870 *	111,870 *	187
	30	82.7	111,870 *	111,870 *	187
	35	81.1	107,260 *	111,870 *	186
	40	79.5	88,690 *	111,870 *	185
	50	76.2	64,830 *	84,790	183
	60	72.9	50,110 *	64,900	180
	70	69.6	39,700	51,630	177
	80	66.1	32,160	42,240	173
	90	62.6	26,820	35,550	168
	100	58.9	22,440	30,140	162
	110	55.1	18,950	25,840	156
	120	51.1	16,090	22,320	148
	130	46.9	13,710	19,400	139
	140	42.3	11,690	16,920	129
	150	37.3	9,970	14,810	117
	160	31.6	8,470	12,970	102
	170	24.7	7,160	11,370	83
	180	14.9	5,990	9,950	54
190' BOOM	31	82.8	103,320 *	103,320 *	197
	35	81.5	103,320 *	103,320 *	196
	40	80.0	87,870 *	103,320 *	195
	50	76.9	64,260 *	84,500	193
	60	73.8	49,590 *	64,590	191
	70	70.7	39,360	51,300	187
	80	67.4	31,810	41,900	184
	90	64.1	26,480	35,220	179
	100	60.7	22,100	29,810	174
	110	57.2	18,600	25,490	168
	120	53.5	15,740	21,980	161
	130	49.6	13,360	19,050	153

BOOM LENGTH (FEET)	RADIUS (FEET)	BOOM ANGLE (DEGREES)	OUTRIGGERS SET		FROM BOOM POINT TO GROUND (FEET)
			OVER SIDE (POUNDS)	OVER REAR (POUNDS)	
190' BOOM	140	45.5	11,350	16,580	144
	150	41.1	9,620	14,460	133
	160	36.2	8,120	12,630	120
	170	30.7	6,810	11,020	105
	180	24.0	5,650	9,610	85
	190	14.5	4,620	8,350	55
200' BOOM	32	82.8	78,730 *	78,730 *	207
	35	82.0	78,730 *	78,730 *	206
	40	80.5	78,730 *	78,730 *	205
	50	77.6	63,840 *	78,500 *	204
	60	74.7	49,350 *	64,450	201
	70	71.7	39,150 *	51,160	198
	80	68.6	31,670	41,760	194
	90	65.5	26,370	35,110	190
	100	62.3	21,990	29,700	185
	110	59.0	18,490	25,380	180
	120	55.6	15,630	21,860	173
	130	52.1	13,260	18,940	166
	140	48.3	11,240	16,470	157
	150	44.3	9,520	14,360	148
	160	40.0	8,020	12,530	136
	170	35.3	6,720	10,930	123
	180	29.9	5,550	9,510	107
	190	23.4	4,530	8,260	87
	200	14.1	3,610	7,140	56
210' BOOM	33	82.9	73,970 *	73,970 *	217
	35	82.4	73,970 *	73,970 *	216
	40	81.0	73,970 *	73,970 *	216
	50	78.2	63,160 *	73,250 *	214
	60	75.4	48,860 *	64,160	211
	70	72.6	38,750 *	50,850	209
	80	69.7	31,340	41,440	205
	90	66.8	26,050	34,800	201
	100	63.8	21,660	29,380	196
	110	60.7	18,160	25,060	191
	120	57.5	15,290	21,530	185
	130	54.2	12,910	18,600	178
	140	50.7	10,900	16,130	171
	150	47.1	9,170	14,010	162

BOOM LENGTH (FEET)	RADIUS (FEET)	BOOM ANGLE (DEGREES)	OUTRIGGERS SET		FROM BOOM POINT TO GROUND (FEET)
			OVER SIDE (POUNDS)	OVER REAR (POUNDS)	
210' BOOM	160	43.2	7,670	12,180	152
	170	39.0	6,360	10,580	140
	180	34.4	5,210	9,170	126
	190	29.1	4,180	7,920	110
	200	22.8	3,270	6,800	89
	210	13.8	2,440	5,790	57
220' BOOM	34	83.0	69,160 *	69,160 *	227
	35	82.7	69,090 *	69,090 *	226
	40	81.4	69,090 *	69,090 *	226
	50	78.8	62,630 *	68,240 *	224
	60	76.1	48,260 *	63,870 *	222
	70	73.4	38,270 *	50,540 *	219
	80	70.6	30,950 *	41,120 *	216
	90	67.9	25,730	34,480	212
	100	65.0	21,330	29,050	208
	110	62.1	17,830	24,730	203
	120	59.1	14,960	21,200	197
	130	56.0	12,570	18,270	191
	140	52.8	10,550	15,790	183
	150	49.4	8,820	13,670	175
	160	45.9	7,330	11,840	166
	170	42.1	6,020	10,240	156
	180	38.1	4,860	8,830	143
	190	33.6	3,830	7,570	129
	200	28.4	2,920	6,460	112
	210	22.2	2,100	5,450	91
	220	13.4	1,350	4,540	59
230' BOOM	36	82.8	64,560 *	64,560 *	236
	40	81.8	64,560 *	64,560 *	236
	50	79.2	62,080 *	63,490 *	234
	60	76.7	47,750 *	62,120 *	232
	70	74.1	37,790 *	50,210 *	229
	80	71.5	30,470 *	40,770 *	226
	90	68.9	25,390	34,150	223
	100	66.2	20,990	28,710	219
	110	63.4	17,470	24,380	214
	120	60.6	14,600	20,850	208
	130	57.7	12,210	17,910	202
	140	54.7	10,190	15,430	196

AMERICAN HOIST & DERRICK CO.
ST. PAUL, MINNESOTA 55107

MODEL 8460 TRUCK CRANE RATINGS IN POUNDS
77L HAMMERHEAD BOOM
68,500 LB. EXTENDED CTWT. W/18,000 LB. BUMPER CTWT.
AMERICAN CARRIER

BOOM LENGTH (FEET)	RADIUS (FEET)	BOOM ANGLE (DEGREES)	OUTRIGGERS SET		FROM BOOM POINT TO GROUND (FEET)
			OVER SIDE (POUNDS)	OVER REAR (POUNDS)	
230' BOOM	150	51.6	8,460	13,310	188
	160	48.3	6,960	11,470	180
	170	44.8	5,650	9,870	170
	180	41.2	4,490	8,460	159
	190	37.2	3,460	7,200	147
	200	32.8	2,550	6,080	132
	210	27.8	1,700 *	5,070	115
	220	21.7		4,160	93
	230	13.1		3,260 *	60
240' BOOM	37	82.8	60,300 *	60,300 *	246
	40	82.1	60,020 *	60,020 *	246
	50	79.7	58,890 *	58,890 *	244
	60	77.3	47,250 *	56,430 *	242
	70	74.8	37,300 *	49,890	240
	80	72.3	30,070 *	40,440	237
	90	69.8	24,940 *	33,810	233
	100	67.2	20,640	28,370	229
	110	64.6	17,120	24,030	225
	120	61.9	14,240	20,500	220
	130	59.2	11,850	17,550	214
	140	56.4	9,820	15,070	208
	150	53.4	8,090	12,940	201
	160	50.4	6,590	11,110	193
	170	47.2	5,270	9,500	184
	180	43.8	4,100 *	8,090	174
	190	40.3	3,060 *	6,830	163
	200	36.4	2,130 *	5,720	150
	210	32.1	1,290 *	4,700	135
	220	27.2		3,800	117
	230	21.2		2,970	95
	240	12.9		1,850 *	61

These ratings comply with ANSI B30.5 Code. They are applicable only when the crane is used in accordance with good operating practice, including the limitations shown on sheet 3499 of the Operator's Manual.

Ratings are in pounds and do not exceed 85% of the load which would cause tipping at the given radii, with crane standing level on a firm uniformly supporting surface.

See Operating Manual for recommended tire loading and tire pressure.

Do not make a lift over the front of a truck crane, either with or without outriggers unless equipped with a front outrigger. If such a lift is unavoidable, consult American Hoist for special instructions and reduced ratings. See back of sheet 3499 of Operator's Manual for definition of working areas on various types of cranes.

Asterisk (*) areas on this chart indicate ratings which are limited by strength of material or factors other than stability.

" RADIUS IN FEET " is the horizontal distance at ground level from the center pin to a vertical line through the center of gravity of the suspended load.

Blocks, slings, buckets and other load carrying devices are considered part of the load. The weight of standard hoisting ropes for the rating at a given radii has been calculated as part of the boom point load and need not be considered in determining net allowable loads.

When using the main boom fall with jib in place, the main fall ratings must be reduced by the jib effective weight shown on the jib rating chart. The weight of all suspended blocks, slings, etc., at the main fall and twice the weight of any such devices at the jib fall are to be considered as part of the main boom load.

Ratings shown on this chart make no allowance for such factors as the effect of freely suspended loads, wind, ground conditions, inflation of rubber tires and operating speeds. The user, therefore, shall reduce ratings in order to take these conditions into account.

The boom hoist line is 14 parts of .75 inch diameter 6 X 26, WS, FW, RAL, IWRC, EIPS, wire rope with a minimum breaking strength of 58,800 pounds.

Pendant suspension line is 4 parts of 1.25 inch diameter AAA wire rope with a minimum breaking strength of 175,800 pounds.

Main load line is 1 inch diameter 6 X 25, FW, RRL, IWRC, EIPS wire rope with a minimum breaking strength of 103,400 pounds.

ERECTION

TRUCK-WAGON - Over End or Over Side

Erection over the rear or over side with A-frame fully raised, outriggers extended and set. Blocks, slings and other load carrying devices must be on the ground during erection.

OVER END

OVER SIDE

BOOM LENGTH IN FEET	JIB LENGTH IN FEET	JIB
240	0	16HL
230	70	
220	80	
240	0	9HL
230	80	

BOOM LENGTH IN FEET	JIB LENGTH IN FEET	JIB
220	0	16HL
210	0	
200	80	
220	0	9HL
210	40	
200	80	

The above erections are with 18,000 Lb. front bumper counterweight.

TRAVEL WITH FRONT BUMPER COUNTERWEIGHT MAY CAUSE CARRIER DAMAGE.
SEE OPERATION SECTION OF OPERATOR'S MANUAL FOR FURTHER DETAILS.

AMERICAN HOIST & DERRICK CO.
ST. PAUL, MINNESOTA 55107

MODEL 8460 TRUCK CRANE RATINGS IN POUNDS
77L HAMMERHEAD BOOM
68,500 LB. EXTENDED CTWT. W/18,000 LB. BUMPER CTWT.
AMERICAN CARRIER

BOOM COMPOSITION CHART

BOOM SECTIONS

BOOM LENGTH FEET	30' 77S INNER	10' 77S CENTER	20' 77S CENTER	50' 77L CENTER	20' 77L OUTER	0' HAMMER HEAD
50	1	0	0	0	1	1
60	1	1	0	0	1	1
70	1	0	1	0	1	1
80	1	1	1	0	1	1
90	1	0	2	0	1	1
100	1	0	0	1	1	1
110	1	1	0	1	1	1
120	1	0	1	1	1	1
130	1	1	1	1	1	1
140	1	0	2	1	1	1
150	1	0	0	2	1	1
160	1	1	0	2	1	1
170	1	0	1	2	1	1
180	1	1	1	2	1	1
190	1	0	2	2	1	1
200	1	0	0	3	1	1
210	1	1	0	3	1	1
220	1	0	1	3	1	1
230	1	1	1	3	1	1
240	1	0	2	3	1	1

ALL RATINGS ARE BASED ON COUNTERWEIGHT BEING EXTENDED TO ITS
NORMAL OPERATING POSITION.

PRINTED IN U.S.A.
12:39:18-11-18-83

PAGE 11 OF 12

SHEET 8460.44

AMERICAN HOIST & DERRICK CO.
ST. PAUL, MINNESOTA 55107

MODEL 8460 TRUCK CRANE RATINGS IN POUNDS
77L HAMMERHEAD BOOM
68,500 LB. EXTENDED CTWT. W/18,000 LB. BUMPER CTWT.
AMERICAN CARRIER

LOAD HOISTING INFORMATION

MAXIMUM LIFTING CAPACITY - LBS.	MINIMUM PARTS OF LINE	MAXIMUM HOISTING DISTANCE IN FEET	
		R.H. DRUM C.L.L.	L.H. DRUM
330,000	12	75	55
324,970	11	82	60
295,420	10	90	66
265,880	9	100	73
236,340	8	112	83
206,800	7	129	95
177,250	6	150	110
147,710	5	180	133
118,170	4	225	166
88,620	3	301	221
59,080	2	451	332
29,540	1	903	665

AMERICAN HOIST & DERRICK CO.
ST. PAUL, MINNESOTA 55107

MODEL 8460 TRUCK CRANE RATINGS IN POUNDS
77L TAPERED TIP BOOM
68,500 LB. EXTENDED CTWT. W/18,000 LB. BUMPER CTWT.
AMERICAN CARRIER

BOOM LENGTH (FEET)	RADIUS (FEET)	BOOM ANGLE (DEGREES)	OUTRIGGERS SET		FROM BOOM POINT TO GROUND (FEET)
			OVER SIDE (POUNDS)	OVER REAR (POUNDS)	
80' BOOM	18	80.3	176,410 *	176,410 *	86
	20	78.8	176,410 *	176,410 *	86
	25	75.1	160,640 *	160,640 *	85
	30	71.4	133,880 *	133,880 *	83
	35	67.6	114,800 *	114,800 *	81
	40	63.7	97,240	100,400 *	79
	50	55.3	70,940	80,390 *	73
	60	46.1	55,390	67,070 *	65
	70	35.0	45,030	56,870	53
	80	19.3	37,670	47,680	34
90' BOOM	19	80.7	176,300 *	176,300 *	96
	20	80.1	176,300 *	176,300 *	96
	25	76.8	160,520 *	160,520 *	95
	30	73.5	133,780 *	133,780 *	94
	35	70.2	114,720 *	114,720 *	92
	40	66.8	97,070	100,320 *	90
	50	59.6	70,750	80,320 *	85
	60	51.9	55,190	67,020 *	78
	70	43.3	44,820	56,660	69
	80	33.0	37,440	47,460	56
	90	18.2	31,940	40,620	35
100' BOOM	21	80.5	176,190 *	176,190 *	106
	25	78.2	160,410 *	160,410 *	105
	30	75.2	133,690 *	133,690 *	104
	35	72.2	114,640 *	114,640 *	102
	40	69.2	96,870	100,240 *	101
	50	62.9	70,530	80,260 *	96
	60	56.3	54,970	66,980 *	90
	70	49.1	44,580	56,440	83
	80	41.0	37,190	47,220	73
	90	31.2	31,670	40,360	59
	100	17.3	27,470	35,130	37
110' BOOM	22	80.9	176,080 *	176,080 *	116
	25	79.3	160,300 *	160,300 *	115
	30	76.6	133,590 *	133,590 *	114
	35	73.9	114,560 *	114,560 *	113
	40	71.2	96,430 *	100,170 *	111
	50	65.6	70,230	80,190 *	107

AMERICAN HOIST & DERRICK CO.
T. PAUL, MINNESOTA 55107

MODEL 8460 TRUCK CRANE RATINGS IN POUNDS
77L TAPERED TIP BOOM
68,500 LB. EXTENDED CTWT. W/18,000 LB. BUMPER CTWT.
AMERICAN CARRIER

BOOM LENGTH (FEET)	RADIUS (FEET)	BOOM ANGLE (DEGREES)	OUTRIGGERS SET		FROM BOOM POINT TO GROUND (FEET)
			OVER SIDE (POUNDS)	OVER REAR (POUNDS)	
110' BOOM	60	59.7	54,680	66,930 *	102
	70	53.4	44,280	56,140	96
	80	46.7	36,880	46,920	87
	90	39.0	31,360	40,050	76
	100	29.8	27,180	34,840	62
	110	16.4	23,730	30,590	38
120' BOOM	24	80.6	166,900 *	166,900 *	126
	25	80.2	160,180 *	160,180 *	125
	30	77.7	133,500 *	133,500 *	124
	35	75.3	114,490 *	114,490 *	123
	40	72.8	95,570 *	100,090 *	122
	50	67.7	69,940	80,130 *	118
	60	62.4	54,390	66,890 *	114
	70	56.9	43,960	55,840	108
	80	51.0	36,560	46,610	101
	90	44.6	31,030	39,730	91
	100	37.3	26,880	34,550	80
	110	28.5	23,430	30,290	64
	120	15.7	20,620	26,830	40
130' BOOM	25	80.9	160,070 *	160,070 *	136
	30	78.7	133,400 *	133,400 *	135
	35	76.4	114,410 *	114,410 *	134
	40	74.1	95,210 *	100,010 *	132
	50	69.5	69,990	80,070 *	129
	60	64.7	54,460	66,850 *	125
	70	59.8	44,040	55,910	120
	80	54.5	36,630	46,670	113
	90	48.9	31,100	39,800	105
	100	42.7	26,980	34,650	95
	110	35.8	23,540	30,400	83
	120	27.3	20,730	26,940	67
	130	15.1	18,390	24,060	41
140' BOOM	27	80.8	148,000 *	148,000 *	145
	30	79.5	133,310 *	133,310 *	145
	35	77.4	113,500 *	114,330 *	144
	40	75.3	94,370 *	99,930 *	143
	50	71.0	69,710	80,020 *	140
	60	66.6	54,160	66,810 *	136

BOOM LENGTH (FEET)	RADIUS (FEET)	BOOM ANGLE (DEGREES)	OUTRIGGERS SET		FROM BOOM POINT TO GROUND (FEET)
			OVER SIDE (POUNDS)	OVER REAR (POUNDS)	
140' BOOM	70	62.1	43,730	55,610	131
	80	57.4	36,310	46,360	125
	90	52.4	30,780	39,480	118
	100	47.0	26,670	34,340	110
	110	41.1	23,230	30,090	99
	120	34.4	20,410	26,620	86
	130	26.3	18,080	23,750	69
	140	14.6	16,090	21,310	42
150' BOOM	28	81.0	142,310 *	142,820 *	155
	30	80.2	132,720 *	133,210 *	155
	35	78.3	112,540 *	114,260 *	154
	40	76.3	93,520 *	99,860 *	153
	50	72.3	69,260 *	79,960 *	150
	60	68.3	53,860	66,770 *	147
	70	64.1	43,410	55,300	142
	80	59.8	35,980	46,040	137
	90	55.3	30,440	39,150	130
	100	50.5	26,350	34,040	123
	110	45.3	22,900	29,780	114
	120	39.6	20,090	26,310	103
	130	33.2	17,750	23,430	89
	140	25.4	15,770	20,990	72
	150	14.1	14,080	18,910	44
160' BOOM	30	80.8	131,430 *	133,120 *	165
	35	79.0	111,370 *	114,180 *	164
	40	77.2	92,650 *	99,780 *	163
	50	73.5	68,660 *	79,900 *	161
	60	69.7	53,520	66,730 *	157
	70	65.8	43,060	54,960	153
	80	61.8	35,620	45,690	148
	90	57.7	30,060	38,780	142
	100	53.4	26,000	33,690	136
	110	48.8	22,550	29,430	128
	120	43.8	19,740	25,960	118
	130	38.3	17,400	23,070	106
	140	32.1	15,410	20,630	92
	150	24.6	13,720	18,550	74
	160	13.6	12,250	16,750	45

AMERICAN HOIST & DERRICK CO.
ST. PAUL, MINNESOTA 55107

MODEL 8460 TRUCK CRANE RATINGS IN POUNDS
77L TAPERED TIP BOOM
68,500 LB. EXTENDED CTWT. W/18,000 LB. BUMPER CTWT.
AMERICAN CARRIER

BOOM LENGTH (FEET)	RADIUS (FEET)	BOOM ANGLE (DEGREES)	OUTRIGGERS SET		FROM BOOM POINT TO GROUND (FEET)
			OVER SIDE (POUNDS)	OVER REAR (POUNDS)	
170' BOOM	32	80.7	121,960 *	124,620 *	175
	35	79.7	110,390 *	114,110 *	174
	40	77.9	91,950 *	99,710 *	173
	50	74.5	68,040 *	79,840 *	171
	60	70.9	53,190	66,690 *	168
	70	67.3	42,700	54,610	164
	80	63.6	35,260	45,330	160
	90	59.8	29,700	38,430	154
	100	55.8	25,650	33,340	148
	110	51.6	22,190	29,080	141
	120	47.2	19,380	25,610	132
	130	42.4	17,040	22,720	122
	140	37.1	15,050	20,280	110
	150	31.1	13,360	18,190	95
	160	23.8	11,880	16,390	76
	170	13.2	10,610	14,820	46
180' BOOM	33	80.9	101,320 *	101,320 *	185
	35	80.2	101,320 *	101,320 *	185
	40	78.6	91,240 *	99,630 *	184
	50	75.4	67,640 *	79,780 *	181
	60	72.0	53,080	66,650 *	178
	70	68.7	42,600	54,510	175
	80	65.2	35,160	45,230	171
	90	61.6	29,600	38,330	166
	100	58.0	25,570	33,270	160
	110	54.1	22,120	29,000	153
	120	50.1	19,300	25,530	145
	130	45.8	16,960	22,640	136
	140	41.2	14,980	20,210	126
	150	36.1	13,280	18,120	113
	160	30.2	11,820	16,320	98
	170	23.2	10,540	14,750	78
	180	12.8	9,420	13,380	47
190' BOOM	35	80.8	94,950 *	94,950 *	195
	40	79.2	90,560 *	94,950 *	194
	50	76.1	67,060 *	79,730 *	192
	60	73.0	52,650 *	66,610 *	189
	70	69.8	42,270	54,190	186
	80	66.6	34,810	44,890	182

AMERICAN HOIST & DERRICK CO.
ST. PAUL, MINNESOTA 55107

MODEL 8460 TRUCK CRANE RATINGS IN POUNDS
77L TAPERED TIP BOOM
68,500 LB. EXTENDED CTWT. W/18,000 LB. BUMPER CTWT.
AMERICAN CARRIER

BOOM LENGTH (FEET)	RADIUS (FEET)	BOOM ANGLE (DEGREES)	OUTRIGGERS SET		FROM BOOM POINT TO GROUND (FEET)
			OVER SIDE (POUNDS)	OVER REAR (POUNDS)	
190' BOOM	90	63.3	29,250	37,980	177
	100	59.8	25,240	32,940	171
	110	56.3	21,780	28,670	165
	120	52.6	18,960	25,190	158
	130	48.7	16,620	22,300	150
	140	44.5	14,630	19,850	140
	150	40.0	12,930	17,770	129
	160	35.1	11,470	15,970	116
	170	29.4	10,180	14,400	101
	180	22.5	9,060	13,020	80
	190	12.5	8,060	11,790	48
200' BOOM	36	80.9	88,470 *	88,470 #	205
	40	79.8	88,450 #	88,450 #	204
	50	76.9	66,470 *	79,670 #	202
	60	73.9	52,120 #	66,570 #	199
	70	70.9	41,930	53,860	196
	80	67.8	34,470	44,550	192
	90	64.7	28,900	37,630	188
	100	61.5	24,900	32,600	183
	110	58.2	21,440	28,330	177
	120	54.7	18,610	24,850	171
	130	51.1	16,260	21,950	163
	140	47.4	14,280	19,510	154
	150	43.3	12,580	17,430	144
	160	39.0	11,110	15,620	133
	170	34.2	9,820	14,040	120
	180	28.7	8,690	12,650	103
	190	21.9	7,690	11,420	82
	200	12.2	6,810	10,340	49
210' BOOM	38	80.8	81,350 *	81,350 #	215
	40	80.3	81,350 #	81,350 #	214
	50	77.5	65,870 *	79,610 #	212
	60	74.7	51,580 *	66,540 #	210
	70	71.8	41,580	53,520	207
	80	68.9	34,100	44,190	203
	90	66.0	28,870	37,610	199
	100	62.9	24,530	32,240	194
	110	59.8	21,060	27,960	189
	120	56.6	18,250	24,480	183

AMERICAN HOIST & DERRICK CO.
ST. PAUL, MINNESOTA 55107

MODEL 8460 TRUCK CRANE RATINGS IN POUNDS
77L TAPERED TIP BOOM
68,500 LB. EXTENDED CTWT. W/18,000 LB. BUMPER CTWT.
AMERICAN CARRIER

BOOM LENGTH (FEET)	RADIUS (FEET)	BOOM ANGLE (DEGREES)	OUTRIGGERS SET		FROM BOOM POINT TO GROUND (FEET)
			OVER SIDE (POUNDS)	OVER REAR (POUNDS)	
210' BOOM	130	53.3	15,890	21,580	176
	140	49.8	13,900	19,130	168
	150	46.1	12,200	17,050	159
	160	42.2	10,730	15,240	148
	170	38.0	9,440	13,660	136
	180	33.3	8,310	12,280	123
	190	27.9	7,310	11,040	106
	200	21.4	6,420	9,950	84
	210	11.9	5,620	8,970	50
220' BOOM	39	81.0	75,450 *	75,450 *	225
	40	80.7	75,450 #	75,450 #	224
	50	78.1	65,140 #	74,780 #	222
	60	75.4	51,030 #	66,370	220
	70	72.7	41,050 #	53,170	217
	80	69.9	33,730	43,830	214
	90	67.1	28,510	37,270	210
	100	64.3	24,160	31,880	205
	110	61.3	20,700	27,600	200
	120	58.3	17,870	24,110	194
	130	55.2	15,520	21,220	188
	140	52.0	13,530	18,770	181
	150	48.6	11,820	16,670	172
	160	45.0	10,350	14,860	163
	170	41.2	9,060	13,280	152
	180	37.1	7,920	11,890	140
	190	32.5	6,920	10,660	126
	200	27.3	6,020	9,560	108
	210	20.9	5,220	8,580	86
	220	11.6	4,520	7,710	51
230' BOOM	41	80.9	59,450 *	59,450 #	234
	50	78.6	57,720 #	57,720 #	233
	60	76.0	50,630 #	56,470 #	230
	70	73.4	40,780 #	52,970	228
	80	70.8	33,540	43,640	224
	90	68.2	28,350	37,100	221
	100	65.5	24,000	31,720	216
	110	62.7	20,540	27,440	212
	120	59.9	17,710	23,950	206
	130	56.9	15,360	21,050	200

BOOM LENGTH (FEET)	RADIUS (FEET)	BOOM ANGLE (DEGREES)	OUTRIGGERS SET		FROM BOOM POINT TO GROUND (FEET)
			OVER SIDE (POUNDS)	OVER REAR (POUNDS)	
230' BOOM	140	53.9	13,380	18,610	193
	150	50.8	11,670	16,520	185
	160	47.5	10,200	14,710	177
	170	44.0	8,900	13,120	167
	180	40.3	7,780	11,740	156
	190	36.2	6,770	10,510	143
	200	31.8	5,880	9,410	128
	210	26.7	5,070	8,420	111
	220	20.4	4,350	7,540	88
	230	11.4	3,710	6,750	53
240' BOOM	43	80.8	55,100 *	55,100 *	244
	50	79.1	54,470 *	54,470 *	243
	60	76.6	50,100 *	53,090 *	241
	70	74.2	40,270 *	51,550 *	238
	80	71.7	33,120 *	43,300	235
	90	69.1	28,010	36,770	231
	100	66.6	23,660	31,380	227
	110	63.9	20,190	27,090	223
	120	61.2	17,360	23,600	218
	130	58.5	15,000	20,700	212
	140	55.6	13,010	18,250	205
	150	52.7	11,310	16,160	198
	160	49.6	9,830	14,340	190
	170	46.4	8,540	12,770	181
	180	43.0	7,410	11,380	171
	190	39.4	6,400	10,140	160
	200	35.4	5,500	9,030	146
	210	31.1	4,690	8,050	131
	220	26.1	3,960	7,160	113
	230	20.0	3,320	6,360	89
	240	11.1	2,730	5,640	53
250' BOOM	44	80.9	51,700 *	51,700 *	254
	50	79.5	51,110 *	51,110 *	253
	60	77.2	49,580 *	49,830 *	251
	70	74.8	39,770 *	48,320 *	248
	80	72.4	32,640 *	42,950	246
	90	70.0	27,670	36,430	242
	100	67.5	23,310	31,040	238
	110	65.0	19,840	26,750	234

AMERICAN HOIST & DERRICK CO.
ST. PAUL, MINNESOTA 55107

MODEL 8460 TRUCK CRANE RATINGS IN POUNDS
77L TAPERED TIP BOOM
68,500 LB. EXTENDED CTWT. W/18,000 LB. BUMPER CTWT.
AMERICAN CARRIER

BOOM LENGTH (FEET)	RADIUS (FEET)	BOOM ANGLE (DEGREES)	OUTRIGGERS SET		FROM BOOM POINT TO GROUND (FEET)
			OVER SIDE (POUNDS)	OVER REAR (POUNDS)	
250' BOOM	120	62.5	17,000	23,250	229
	130	59.9	14,640	20,350	223
	140	57.2	12,650	17,890	217
	150	54.4	10,940	15,790	211
	160	51.5	9,470	13,990	203
	170	48.6	8,170	12,400	195
	180	45.4	7,040	11,010	185
	190	42.1	6,030	9,770	175
	200	38.6	5,130	8,670	163
	210	34.7	4,320	7,680	150
	220	30.5	3,600	6,790	134
	230	25.6	2,940	5,980	115
	240	19.6	2,340	5,250	91
	250	10.9	1,810	4,430 *	54
260' BOOM	46	80.8	48,790 #	48,790 #	264
	50	79.9	48,380 #	48,380 #	263
	60	77.7	47,030 #	47,030 #	261
	70	75.4	39,890 #	45,460 #	259
	80	73.1	32,760 #	43,160	256
	90	70.8	27,820 #	36,650	253
	100	68.4	23,510	31,250	249
	110	66.1	20,040	26,950	245
	120	63.6	17,200	23,450	240
	130	61.1	14,830	20,540	235
	140	58.6	12,840	18,090	229
	150	56.0	11,130	15,980	223
	160	53.3	9,640	14,170	216
	170	50.5	8,360	12,590	208
	180	47.6	7,220	11,190	199
	190	44.5	6,200	9,950	189
	200	41.2	5,300	8,840	179
	210	37.8	4,500	7,860	167
	220	34.0	3,760	6,960	153
	230	29.9	3,100	6,150	137
	240	25.1	2,510	5,420	117
	250	19.2	1,960	4,750	93
	260	10.7	1,480	3,890 #	55

AMERICAN HOIST & DERRICK CO.
ST. PAUL, MINNESOTA 55107

MODEL 8460 TRUCK CRANE RATINGS IN POUNDS
77L TAPERED TIP BOOM
68,500 LB. EXTENDED CTWT. W/18,000 LB. BUMPER CTWT.
AMERICAN CARRIER

BOOM LENGTH (FEET)	RADIUS (FEET)	BOOM ANGLE (DEGREES)	OUTRIGGERS SET		FROM BOOM POINT TO GROUND (FEET)
			OVER SIDE (POUNDS)	OVER REAR (POUNDS)	
270' BOOM	47	80.9	45,680 *	45,680 *	274
	50	80.3	45,360 *	45,360 *	273
	60	78.1	44,050 *	44,050 *	271
	70	76.0	39,390 *	42,660 *	269
	80	73.8	32,340 *	40,930 *	266
	90	71.5	27,410 *	36,300	263
	100	69.3	23,150	30,890	260
	110	67.0	19,670	26,590	256
	120	64.7	16,830	23,080	251
	130	62.3	14,460	20,170	246
	140	59.9	12,460	17,710	241
	150	57.4	10,750	15,610	235
	160	54.8	9,260	13,790	228
	170	52.2	7,980	12,210	221
	180	49.5	6,830	10,810	212
	190	46.6	5,820	9,570	203
	200	43.6	4,920	8,470	193
	210	40.4	4,110	7,470	182
	220	37.1	3,380	6,570	170
	230	33.4	2,720	5,770	156
	240	29.3	2,120	5,030	139
	250	24.6	1,560	4,350	120
	260	18.9	1,070 *	3,750	95
	270	10.5		2,720 *	56
280' BOOM	49	80.9	36,680 *	36,680 *	284
	50	80.6	36,460 *	36,460 *	284
	60	78.6	35,300 *	35,300 *	282
	70	76.5	33,910 *	33,910 *	279
	80	74.4	31,970 *	32,510 *	277
	90	72.2	27,080 *	31,620 *	274
	100	70.1	22,840 *	30,300 *	270
	110	67.9	19,460	26,370	267
	120	65.6	16,620	22,870	262
	130	63.4	14,250	19,960	258
	140	61.1	12,250	17,510	252
	150	58.7	10,540	15,400	246
	160	56.3	9,060	13,590	240
	170	53.8	7,760	12,000	233
	180	51.2	6,630	10,610	225
	190	48.5	5,610	9,360	217

AMERICAN HOIST & DERRICK CO.
T. PAUL, MINNESOTA 55107

MODEL 8460 TRUCK CRANE RATINGS IN POUNDS
77L TAPERED TIP BOOM
68,500 LB. EXTENDED CTWT. W/18,000 LB. BUMPER CTWT.
AMERICAN CARRIER

BOOM LENGTH (FEET)	RADIUS (FEET)	BOOM ANGLE (DEGREES)	OUTRIGGERS SET		FROM BOOM POINT TO GROUND (FEET)
			OVER SIDE (POUNDS)	OVER REAR (POUNDS)	
280' BOOM	200	45.7	4,710	8,260	208
	210	42.8	3,900	7,260	197
	220	39.7	3,170	6,370	186
	230	36.4	2,490 *	5,550	173
	240	32.8	1,890 *	4,820	159
	250	28.7	1,330 *	4,140	142
	260	24.1		3,530	122
	270	18.5		2,980	96
	280	10.3		1,860 #	57

These ratings comply with ANSI B30.5 Code. They are applicable only when the crane is used in accordance with good operating practice, including the limitations shown on sheet 3499 of the Operator's Manual.

Ratings are in pounds and do not exceed 85% of the load which would cause tipping at the given radii, with crane standing level on a firm uniformly supporting surface.

See Operating Manual for recommended tire loading and tire pressure.

Do not make a lift over the front of a truck crane, either with or without outriggers unless equipped with a front outrigger. If such a lift is unavoidable, consult American Hoist for special instructions and reduced ratings. See back of sheet 3499 of Operator's Manual for definition of working areas on various types of cranes.

Asterisk (*) areas on this chart indicate ratings which are limited by strength of material or factors other than stability.

" RADIUS IN FEET " is the horizontal distance at ground level from the center pin to a vertical line through the center of gravity of the suspended load.

Blocks, slings, buckets and other load carrying devices are considered part of the load. The weight of standard hoisting ropes for the rating at a given radii has been calculated as part of the boom point load and need not be considered in determining net allowable loads.

Boom with tapered tip, use hanger block when more than 2 parts of line are required. Reduce ratings 800 lbs. when hanger block is in place.

When using the main boom fall with jib in place, the main fall ratings must be reduced by the jib effective weight shown on the jib rating chart. The weight of all suspended blocks, slings, etc., at the main fall and twice the weight of any such devices at the jib fall are to be considered as part of the main boom load.

Ratings shown on this chart make no allowance for such factors as the effect of freely suspended loads, wind, ground conditions, inflation of rubber tires and operating speeds. The user, therefore, shall reduce ratings in order to take these conditions into account.

The boom hoist line is 14 parts of .75 inch diameter 6 X 26, WS, FW, RAL, IWRC, EIPS, wire rope with a minimum breaking strength of 58,800 pounds.

Pendant suspension line is 4 parts of 1.25 inch diameter AAA wire rope with a minimum breaking strength of 175,800 pounds.

Main load line is 1 inch diameter 6 X 25, FW, RRL, IWRC, EIPS wire rope with a minimum breaking strength of 103,400 pounds.

" Combinations of boom or boom and jib with a total length exceeding 350' can be operated at full rated capacity only in wind speeds of 15 mph or less. If lifts are to be performed in winds between 15 mph and 25 mph, ratings must be reduced 10%. No operation of the above combinations should be attempted in wind speeds over 25 mph. The above limitations do not take into account loads with excessive surface areas which are not restrained by tag lines. "

ERECTION

TRUCK-WAGON - Over End or Over Side

Erection over the rear or over side with A-frame fully raised, outriggers extended and set. Blocks, slings and other load carrying devices must be on the ground during erection.

OVER END

BOOM LENGTH IN FEET	JIB LENGTH IN FEET	JIB
280	0	16HL
270	80	
260	100	
280	0	9HL
270	80	

OVER SIDE

BOOM LENGTH IN FEET	JIB LENGTH IN FEET	JIB
270	0	16HL
260	0	
250	0	
240	60	
230	90	9HL
270	0	
260	0	
250	0	
240	70	
230	80	

The above erections are with 18,000 Lb. front bumper counterweight.

TRAVEL WITH FRONT BUMPER COUNTERWEIGHT MAY CAUSE CARRIER DAMAGE.
SEE OPERATION SECTION OF OPERATOR'S MANUAL FOR FURTHER DETAILS.

AMERICAN HOIST & DERRICK CO.
ST. PAUL, MINNESOTA 55107

MODEL 8460 TRUCK CRANE RATINGS IN POUNDS
77L TAPERED TIP BOOM
68,500 LB. EXTENDED CTWT. W/18,000 LB. BUMPER CTWT.
AMERICAN CARRIER

BOOM COMPOSITION CHART

BOOM SECTIONS

BOOM LENGTH FEET	30' 77S INNER	10' 77S CENTER	20' 77S CENTER	50' 77L CENTER	20' 77L CENTER	30' 77L TAP. TIP	HANGER BLOCK
80	1	0	0	0	1	1	1
90	1	1	0	0	1	1	1
100	1	0	1	0	1	1	1
110	1	1	1	0	1	1	1
120	1	0	2	0	1	1	1
130	1	0	0	1	1	1	1
140	1	1	0	1	1	1	1
150	1	0	1	1	1	1	1
160	1	1	1	1	1	1	1
170	1	0	2	1	1	1	1
180	1	0	0	2	1	1	1
190	1	1	0	2	1	1	1
200	1	0	1	2	1	1	1
210	1	1	1	2	1	1	1
220	1	0	2	2	1	1	1
230	1	0	0	3	1	1	1
240	1	1	0	3	1	1	1
250	1	0	1	3	1	1	1
260	1	1	1	3	1	1	0
270	1	0	2	3	1	1	0
280	1	0	0	4	1	1	0

ALL RATINGS ARE BASED ON COUNTERWEIGHT BEING EXTENDED TO ITS
NORMAL OPERATING POSITION.

PRINTED IN U.S.A.
09:57:11-11-18-83

PAGE 13 OF 14

SHEET 8460.45

AMERICAN HOIST & DERRICK CO.
ST. PAUL, MINNESOTA 55107

MODEL 8460 TRUCK CRANE RATINGS IN POUNDS
77L TAPERED TIP BOOM
68,500 LB. EXTENDED CTWT. W/18,000 LB. BUMPER CTWT.
AMERICAN CARRIER

LOAD HOISTING INFORMATION

MAXIMUM LIFTING CAPACITY - LBS.	MINIMUM PARTS OF LINE	MAXIMUM HOISTING DISTANCE IN FEET	
		R.H. DRUM C.L.L.	L.H. DRUM
176,410	6	150	110
147,710	5	180	133
118,170	4	225	166
88,620	3	301	221
59,080	2	451	332
29,540	1	903	665

PRINTED IN U.S.A.
09:57:11-11-18-83

PAGE 14 OF 14

SHEET 8460.45

BOOM & JIB LENGTH	BOOM RADIUS FEET	5° JIB OFFSET		15° JIB OFFSET		25° JIB OFFSET	
		BOOM ANGLE	RATING (LBS)	BOOM ANGLE	RATING (LBS)	BOOM ANGLE	RATING (LBS)
40' JIB & 100' BOOM	31	80.6	32,000*				
	35	79.0	32,000*				
	40	76.9	32,000*	79.6	32,000*		
	50	72.7	32,000*	75.4	32,000*	77.9	31,680*
	60	68.3	32,000*	71.0	32,000*	73.5	28,390*
	70	63.9	32,000*	66.5	31,930*	68.9	25,810*
	80	59.2	32,000*	61.8	28,990*	64.1	23,790*
	90	54.3	30,500*	56.8	26,530*	59.0	22,040*
	100	49.0	26,750	51.5	24,530*	53.6	20,670*
40' JIB & 110' BOOM	32	80.9	32,000*				
	35	79.7	32,000*				
	40	77.8	32,000*	80.3	32,000*		
	50	73.9	32,000*	76.4	32,000*	78.7	32,000*
	60	69.8	32,000*	72.3	32,000*	74.6	29,190*
	70	65.7	32,000*	68.2	32,000*	70.4	26,650*
	80	61.4	32,000*	63.9	30,190*	66.1	24,490*
	90	57.0	30,460	59.4	27,700*	61.5	22,820*
	100	52.3	26,350	54.6	25,670*	56.6	21,390*
	110	47.2	23,070	49.5	23,080	51.4	20,200*
40' JIB & 120' BOOM	34	80.7	32,000*				
	35	80.4	32,000*				
	40	78.5	32,000*	80.9	32,000*		
	50	74.9	32,000*	77.2	32,000*	79.5	32,000*
	60	71.1	32,000*	73.5	32,000*	75.7	29,840*
	70	67.3	32,000*	69.6	32,000*	71.8	27,270*
	80	63.4	32,000*	65.7	31,310*	67.7	25,250*
	90	59.3	30,070	61.5	28,740*	63.5	23,530*
	100	55.0	25,950	57.2	25,960	59.2	22,080*
	110	50.5	22,670	52.7	22,680	54.5	20,890*
	120	45.6	20,000	47.7	20,000	49.5	19,870*
40' JIB & 130' BOOM	35	80.9	32,000*				
	40	79.2	32,000*				
	50	75.8	32,000*	78.0	32,000*	80.1	32,000*
	60	72.3	32,000*	74.5	32,000*	76.6	30,540*
	70	68.7	32,000*	70.9	32,000*	72.9	27,990*
	80	65.1	32,000*	67.2	32,000*	69.2	25,910*
	90	61.3	29,950	63.4	29,770*	65.3	24,140*
	100	57.3	25,850	59.5	25,850	61.3	22,660*
	110	53.2	22,560	55.3	22,570	57.1	21,460*
	120	48.9	19,900	50.9	19,900	52.6	19,910
	130	44.2	17,670	46.1	17,680	47.7	17,690
40' JIB & 140' BOOM	37	80.8	32,000*				
	40	79.8	32,000*				
	50	76.6	32,000*	78.7	32,000*	80.7	32,000*
	60	73.3	32,000*	75.4	32,000*	77.3	31,070*
	70	70.0	32,000*	72.0	32,000*	73.9	28,620*

BOOM & JIB LENGTH	BOOM RADIUS FEET	5° JIB OFFSET		15° JIB OFFSET		25° JIB OFFSET	
		BOOM ANGLE	RATING (LBS)	BOOM ANGLE	RATING (LBS)	BOOM ANGLE	RATING (LBS)
40' JIB & 140' BOOM	80	66.5	32,000*	68.6	32,000*	70.4	26,560*
	90	63.0	29,580	65.0	29,590	66.9	24,730*
	100	59.4	25,460	61.4	25,470	63.1	23,280*
	110	55.6	22,180	57.6	22,180	59.3	22,000*
	120	51.6	19,500	53.5	19,500	55.2	19,510
	130	47.4	17,280	49.3	17,280	50.8	17,290
	140	42.8	15,410	44.7	15,410	46.1	15,420
40' JIB & 150' BOOM	38	81.0	32,000*				
	40	80.4	32,000*				
	50	77.3	32,000*	79.3	32,000*		
	60	74.2	32,000*	76.2	32,000*	78.0	31,580*
	70	71.1	32,000*	73.0	32,000*	74.8	29,210*
	80	67.8	32,000*	69.8	32,000*	71.6	27,130*
	90	64.5	29,200	66.5	29,200	68.2	25,390*
	100	61.1	25,070	63.0	25,070	64.7	23,850*
	110	57.6	21,780	59.5	21,790	61.2	21,800
	120	54.0	19,110	55.8	19,110	57.4	19,120
	130	50.1	16,880	51.9	16,880	53.5	16,890
	140	46.0	15,000	47.8	15,010	49.3	15,020
	150	41.6	13,400	43.4	13,410	44.7	13,420
40' JIB & 160' BOOM	40	80.8	32,000*				
	50	77.9	32,000*	79.8	32,000*		
	60	75.0	32,000*	76.9	32,000*	78.7	32,000*
	70	72.0	32,000*	73.9	32,000*	75.6	29,710*
	80	69.0	32,000*	70.9	32,000*	72.5	27,660*
	90	65.9	28,800	67.7	28,800	69.4	25,880*
	100	62.7	24,670	64.5	24,670	66.2	24,440*
	110	59.4	21,380	61.2	21,380	62.8	21,390
	120	56.0	18,690	57.8	18,700	59.3	18,710
	130	52.5	16,460	54.2	16,470	55.7	16,480
	140	48.8	14,580	50.5	14,590	51.9	14,600
	150	44.8	12,980	46.5	12,980	47.8	12,990
	160	40.5	11,600	42.1	11,610	43.4	11,620
40' JIB & 170' BOOM	42	80.7	32,000*				
	50	78.5	32,000*	80.3	32,000*		
	60	75.7	32,000*	77.5	32,000*	79.2	32,000*
	70	72.9	32,000*	74.7	32,000*	76.4	30,260*
	80	70.0	32,000*	71.8	32,000*	73.4	28,170*
	90	67.1	28,400	68.9	28,400	70.5	26,440*
	100	64.1	24,270	65.9	24,270	67.4	24,280
	110	61.0	20,980	62.8	20,980	64.3	20,990
	120	57.9	18,280	59.6	18,280	61.0	18,290
	130	54.6	16,050	56.2	16,060	57.7	16,070
	140	51.1	14,170	52.8	14,180	54.1	14,190
	150	47.5	12,570	49.1	12,570	50.4	12,580
	160	43.6	11,170	45.2	11,180	46.5	11,190
	170	39.5	9,980	41.0	9,980	42.2	10,000

AMERICAN HOIST & DERRICK CO.
ST. PAUL, MINNESOTA 55107

#16HL JIB RATINGS FOR MODEL 8460 TRUCK CRANE
77 SPECIAL 900 TAPERED TIP BOOM
68,500 LBS. EXTENDED CWT - AMERICAN CARRIER

BOOM AND JIB LENGTH	JIB RADIUS (FEET)	5.0 DEG OFFSET		15.0 DEG OFFSET		25.0 DEG OFFSET	
		BOOM ANGLE	RATINGS (POUNDS)	BOOM ANGLE	RATINGS (POUNDS)	BOOM ANGLE	RATINGS (POUNDS)
40' JIB & 160' BOOM	120	56.0	18,830	57.8	18,840	59.3	18,850
	130	52.5	16,650	54.2	16,660	55.7	16,670
	140	48.8	14,810	50.5	14,820	51.9	14,830
	150	44.8	13,240	46.5	13,240	47.8	13,250
	160	40.5	11,890	42.1	11,900	43.4	11,910
40' JIB & 170' BOOM	42	80.7	32,000*				
	50	78.5	32,000*	80.3	32,000*		
	60	75.7	32,000*	77.5	32,000*	79.2	32,000*
	70	72.9	32,000*	74.7	32,000*	76.3	30,330*
	80	70.0	32,000*	71.8	32,000*	73.4	28,310*
	90	67.1	28,350	68.9	28,350	70.5	26,590*
	100	64.1	24,310	65.8	24,310	67.4	24,320
	110	61.0	21,080	62.8	21,080	64.3	21,090
	120	57.9	18,450	59.6	18,450	61.0	18,460
	130	54.6	16,270	56.2	16,270	57.7	16,280
	140	51.1	14,420	52.8	14,430	54.1	14,440
	150	47.5	12,850	49.1	12,850	50.4	12,860
	160	43.6	11,490	45.2	11,500	46.5	11,510
	170	39.5	10,320	41.0	10,320	42.2	10,340
40' JIB & 180' BOOM	43	80.9	32,000*				
	50	79.1	32,000*	80.8	32,000*		
	60	76.4	32,000*	78.1	32,000*	79.7	32,000*
	70	73.7	32,000*	75.4	32,000*	77.0	30,860*
	80	71.0	32,000*	72.7	32,000*	74.2	28,810*
	90	68.2	27,960	69.9	27,960	71.4	27,040*
	100	65.4	23,910	67.0	23,910	68.5	23,920
	110	62.5	20,670	64.1	20,680	65.6	20,690
	120	59.5	18,050	61.1	18,050	62.5	18,060
	130	56.4	15,860	58.0	15,860	59.4	15,870
	140	53.2	14,010	54.8	14,010	56.1	14,020
	150	49.9	12,440	51.4	12,440	52.7	12,450
	160	46.3	11,080	47.9	11,090	49.1	11,100
	170	42.6	9,900	44.1	9,910	45.2	9,920
	180	38.5	8,860	40.0	8,870	41.0	8,880

PRINTED IN U.S.A.
10:34:53-08-01-83

PAGE 3 OF 37

SHEET 38460.24

BOOM AND JIB LENGTH	JIB RADIUS (FEET)	5.0 DEG OFFSET		15.0 DEG OFFSET		25.0 DEG OFFSET	
		BOOM ANGLE	RATINGS (POUNDS)	BOOM ANGLE	RATINGS (POUNDS)	BOOM ANGLE	RATINGS (POUNDS)
40' JIB & 200' BOOM	45	86.8	32,000*				
	50	79.5	32,000*				
	60	77.0	32,000*	78.6	32,000*	80.2	32,000*
	70	74.4	32,000*	76.1	32,000*	77.6	31,260*
	80	71.8	32,000*	73.5	32,000*	75.0	29,270*
	90	69.2	27,570	70.8	27,570	72.3	27,580*
	100	66.5	23,510	68.1	23,520	69.5	23,530
	110	63.8	20,280	65.3	20,290	66.8	20,300
	120	60.9	17,640	62.5	17,650	63.9	17,660
	130	58.0	15,460	59.6	15,460	60.9	15,470
	140	55.0	13,600	56.6	13,610	57.9	13,610
	150	51.9	12,030	53.4	12,030	54.7	12,040
	160	48.7	10,670	50.2	10,680	51.4	10,690
	170	45.2	9,490	46.7	9,490	47.8	9,500
	180	41.6	8,450	43.0	8,450	44.1	8,460
	190	37.6	7,530	39.0	7,540	40.0	7,550
40' JIB & 200' BOOM	46	80.9	32,000*				
	50	80.0	32,000*				
	60	77.5	32,000*	79.1	32,000*	80.6	32,000*
	70	75.1	32,000*	76.7	32,000*	78.1	31,770*
	80	72.6	32,000*	74.2	32,000*	75.6	29,670*
	90	70.1	27,360	71.6	27,360	73.1	27,370
	100	67.5	23,300	69.1	23,310	70.5	23,320
	110	64.9	20,070	66.5	20,080	67.8	20,080
	120	62.3	17,440	63.8	17,440	65.1	17,450
	130	59.5	15,250	61.0	15,260	62.3	15,260
	140	56.7	13,410	58.2	13,410	59.5	13,420
	150	53.8	11,820	55.2	11,830	56.5	11,840
	160	50.8	10,460	52.2	10,470	53.4	10,480
	170	47.6	9,280	49.0	9,290	50.1	9,300
	180	44.2	8,240	45.6	8,250	46.7	8,260
	190	40.7	7,320	42.0	7,330	43.0	7,340
	200	36.8	6,510	38.1	6,520	39.0	6,530
40' JIB & 210' BOOM	48	80.8	32,000*				
	50	80.4	32,000*				
	60	78.0	32,000*	79.6	32,000*	81.0	32,000*
	70	75.7	32,000*	77.2	32,000*	78.6	31,040*
	80	73.3	32,000*	74.8	32,000*	76.2	30,060*
	90	70.9	26,990	72.4	26,990	73.8	27,000

AMERICAN HOIST & DERRICK CO.
ST. PAUL, MINNESOTA 55107

#16HL JIB RATINGS FOR MODEL 8460 TRUCK CRANE
77 SPECIAL 900 TAPERED TIP BOOM
68,500 LBS. EXTENDED CWT - AMERICAN CARRIER

BOOM AND JIB LENGTH	JIB RADIUS (FEET)	5.0 DEG OFFSET		15.0 DEG OFFSET		25.0 DEG OFFSET	
		BOOM ANGLE	RATINGS (POUNDS)	BOOM ANGLE	RATINGS (POUNDS)	BOOM ANGLE	RATINGS (POUNDS)
40' JIB & 210' BOOM	100	68.5	22,930	70.0	22,940	71.3	22,950
	110	66.0	19,690	67.5	19,690	68.8	19,700
	120	63.5	17,060	64.9	17,060	66.2	17,070
	130	60.9	14,860	62.3	14,860	63.6	14,870
	140	58.2	13,010	59.6	13,020	60.9	13,020
	150	55.5	11,430	56.9	11,430	58.1	11,440
	160	52.6	10,060	54.0	10,070	55.2	10,080
	170	49.7	8,870	51.0	8,880	52.1	8,890
	180	46.6	7,840	47.9	7,840	49.0	7,850
	190	43.3	6,920	44.6	6,920	45.6	6,930
	200	39.8	6,100	41.1	6,110	42.0	6,120
	210	36.0	5,380	37.3	5,380	38.1	5,400
40' JIB & 220' BOOM	49	81.0	32,000*				
	50	80.7	32,000*				
	60	78.5	32,000*	80.0	32,000*		
	70	76.3	32,000*	77.7	32,000*	79.1	28,500*
	80	74.0	31,860	75.4	31,860	76.8	27,490*
	90	71.7	26,620	73.1	26,620	74.4	26,260*
	100	69.3	22,550	70.8	22,560	72.1	22,570
	110	67.0	19,310	68.4	19,310	69.7	19,320
	120	64.6	16,670	66.0	16,670	67.2	16,680
	130	62.1	14,480	63.5	14,480	64.7	14,490
	140	59.6	12,620	60.9	12,620	62.1	12,630
	150	57.0	11,030	58.3	11,040	59.5	11,040
	160	54.3	9,670	55.6	9,670	56.8	9,680
	170	51.5	8,480	52.8	8,480	53.9	8,490
	180	48.6	7,440	49.9	7,440	51.0	7,450
	190	45.6	6,510	46.9	6,520	47.9	6,530
	200	42.4	5,690	43.7	5,700	44.6	5,710
	210	39.0	4,970	40.2	4,970	41.1	4,990
	220	35.3	4,310	36.5	4,310	37.3	4,330
40' JIB & 230' BOOM	51	80.9	32,000*	80.4	32,000*		
	60	78.9	32,000*	78.2	31,120*	79.5	26,070*
	70	76.8	32,000*	76.0	29,570*	77.3	25,010*
	80	74.6	31,480	73.8	26,240	75.0	23,870*
	90	72.4	26,230	71.5	22,170	72.8	22,180
	100	70.1	22,160	69.2	18,910	70.5	18,920
	110	67.9	18,910	66.9	16,270	68.1	16,280

BOOM AND JIB LENGTH	JIB RADIUS (FEET)	5.0 DEG OFFSET		15.0 DEG OFFSET		25.0 DEG OFFSET	
		BOOM ANGLE	RATINGS (POUNDS)	BOOM ANGLE	RATINGS (POUNDS)	BOOM ANGLE	RATINGS (POUNDS)
40' JIB & 230' BOOM	130	63.2	14,060	64.6	14,070	65.7	14,080
	140	60.8	12,210	62.1	12,220	63.3	12,230
	150	58.3	10,630	59.7	10,630	60.8	10,640
	160	55.8	9,260	57.1	9,270	58.2	9,280
	170	53.2	8,070	54.5	8,070	55.6	8,080
	180	50.5	7,020	51.7	7,020	52.8	7,030
	190	47.6	6,090	48.9	6,100	49.9	6,110
	200	44.7	5,270	45.9	5,270	46.9	5,280
	210	41.6	4,540	42.8	4,540	43.7	4,560
	220	38.2	3,880	39.4	3,890	40.2	3,900
	230	34.6	3,300	35.7	3,300	36.5	3,320
40' JIB & 240' BOOM	52	81.0	32,000*				
	60	79.3	32,000*	80.7	30,000*		
	70	77.3	31,050*	78.6	28,380*	79.9	23,770*
	80	75.2	29,160*	76.5	26,950*	77.7	22,640*
	90	73.0	25,840	74.4	25,430*	75.6	21,510*
	100	70.9	21,770	72.2	21,770	73.4	20,340*
	110	68.7	18,520	70.0	18,520	71.2	18,530
	120	66.5	15,870	67.8	15,870	69.0	15,880
	130	64.2	13,660	65.5	13,670	66.7	13,680
	140	61.9	11,800	63.2	11,810	64.4	11,820
	150	59.6	10,210	60.9	10,220	62.0	10,230
	160	57.2	8,850	58.5	8,850	59.5	8,860
	170	54.7	7,650	56.0	7,660	57.0	7,670
	180	52.2	6,600	53.4	6,610	54.4	6,620
	190	49.5	5,670	50.7	5,680	51.7	5,690
	200	46.7	4,850	47.9	4,850	48.9	4,860
	210	43.8	4,110	45.0	4,120	45.9	4,130
	220	40.8	3,450	41.9	3,460	42.8	3,470
	230	37.5	2,860	38.6	2,870	39.4	2,880
	240	33.9	2,320	35.0	2,330	35.7	2,350
40' JIB & 250' BOOM	54	80.9	25,920*				
	60	79.7	24,800*				
	70	77.7	22,990*	79.0	21,080*	80.2	17,570*
	80	75.7	21,360*	77.0	19,780*	78.2	16,450*
	90	73.6	19,960*	74.9	18,490*	76.1	15,420*
	100	71.6	18,560*	72.9	17,300*	74.0	14,430*
	110	69.5	17,290*	70.7	16,110*	71.9	13,440*
	120	67.3	15,610	68.6	15,080*	69.8	12,550*

AMERICAN HOIST & DERRICK CO.
ST. PAUL, MINNESOTA 55107

#16HL JIB RATINGS FOR MODEL 8460 TRUCK CRANE
77 SPECIAL 900 TAPERED TIP BOOM
68,500 LBS. EXTENDED CWT - AMERICAN CARRIER

BOOM AND JIB LENGTH	JIB RADIUS (FEET)	5.0 DEG OFFSET		15.0 DEG OFFSET		25.0 DEG OFFSET	
		BOOM ANGLE	RATINGS (POUNDS)	BOOM ANGLE	RATINGS (POUNDS)	BOOM ANGLE	RATINGS (POUNDS)
40' JIB & 250' BOOM	130	65.2	13,420	66.4	13,430	67.6	11,690*
	140	63.0	11,560	64.2	11,560	65.3	10,880*
	150	60.7	9,970	62.0	9,970	63.1	9,980
	160	58.5	8,600	59.7	8,610	60.7	8,620
	170	56.1	7,410	57.3	7,410	58.3	7,420
	180	53.7	6,350	54.9	6,360	55.9	6,370
	190	51.2	5,430	52.4	5,440	53.3	5,450
	200	48.6	4,600	49.7	4,610	50.7	4,620
	210	45.9	3,870	47.0	3,880	47.9	3,890
	220	43.0	3,210	44.2	3,210	45.0	3,230
	230	40.0	2,610	41.1	2,620	41.9	2,630
	240	36.8	2,080	37.9	2,090	38.6	2,100
	250	33.3	1,590	34.4	1,600	35.0	1,620
40' JIB & 260' BOOM	56	80.8	23,560*				
	60	80.1	22,800*				
	70	78.1	21,020*	79.4	19,310*	80.6	16,040*
	80	76.2	19,460*	77.4	17,970*	78.6	14,960*
	90	74.2	17,980*	75.4	16,740*	76.6	13,900*
	100	72.2	16,680*	73.4	15,550*	74.6	12,890*
	110	70.2	15,440*	71.4	14,420*	72.5	11,940*
	120	68.1	14,340*	69.4	13,410*	70.5	11,050*
	130	66.1	13,030	67.3	12,460*	68.4	10,180*
	140	64.0	11,170	65.2	11,170	66.2	9,370*
	150	61.8	9,580	63.0	9,580	64.1	8,640*
	160	59.6	8,210	60.8	8,210	61.8	7,930*
	170	57.4	7,010	58.6	7,020	59.6	7,030
	180	55.1	5,960	56.2	5,960	57.2	5,970
	190	52.7	5,030	53.9	5,030	54.8	5,040
	200	50.2	4,200	51.4	4,200	52.3	4,210
	210	47.7	3,460	48.8	3,460	49.7	3,470
	220	45.0	2,790	46.2	2,800	47.0	2,810
	230	42.3	2,190	43.3	2,200	44.2	2,210
	240	39.3	1,660	40.4	1,660	41.1	1,680
	250	36.2	1,170	37.2	1,170	37.9	1,190
	260	32.7	730	33.7	740	34.4	750

PRINTED IN U.S.A.

10:34:53-08-01-83

PAGE 7 OF 37

SHEET J8460.21

AMERICAN HOIST & DERRICK CO. ST. PAUL, MINNESOTA 55107

#16HL JIB RATINGS FOR MODEL 8460 TRUCK CRANE
77 SPECIAL 900 TAPERED TIP BOOM
68,500 LBS. EXTENDED CWT - AMERICAN CARRIER

BOOM AND JIB LENGTH	JIB RADIUS (FEET)	5.0 DEG OFFSET		15.0 DEG OFFSET		25.0 DEG OFFSET	
		BOOM ANGLE	RATINGS (POUNDS)	BOOM ANGLE	RATINGS (POUNDS)	BOOM ANGLE	RATINGS (POUNDS)
40' JIB & 270' BOOM	57	80.9	21,400*				
	60	80.4	20,840*				
	70	78.5	19,130*	79.7	17,640*	80.9	14,550*
	80	76.6	17,590*	77.8	16,270*	79.0	13,480*
	90	74.7	16,180*	75.9	15,020*	77.0	12,390*
	100	72.8	14,870*	74.0	13,830*	75.1	11,400*
	110	70.8	13,650*	72.0	12,720*	73.1	10,430*
	120	68.9	12,570*	70.1	11,740*	71.1	9,560*
	130	66.9	11,570*	68.1	10,820*	69.1	8,730*
	140	64.9	10,650*	66.0	9,920*	67.1	7,920*
	150	62.8	9,190	64.0	9,130*	65.0	7,200*
	160	60.7	7,810	61.9	7,810	62.9	6,500*
	170	58.6	6,610	59.7	6,610	60.7	5,830*
	180	56.4	5,550	57.5	5,560	58.5	5,240*
	190	54.1	4,630	55.2	4,630	56.2	4,640*
	200	51.8	3,800	52.9	3,800	53.8	3,810
	210	49.4	3,050	50.5	3,050	51.4	3,060
50' JIB & 130' BOOM	220	46.9	2,380	48.0	2,390	48.8	2,400
	230	44.3	1,790	45.3	1,800	46.2	1,810
	240	41.5	1,240	42.6	1,250	43.4	1,260
	250	38.6	760	39.7	760	40.4	770
	38	80.7	31,940*				
	40	80.1	31,720*				
50' JIB & 140' BOOM	50	76.9	30,580*	79.5	28,150*		
	60	73.6	29,480*	76.2	27,330*	78.7	25,650*
	70	70.2	28,490*	72.8	26,640*	75.2	23,990*
	80	66.8	27,630*	69.4	25,930*	71.7	22,160*
	90	63.3	26,830*	65.8	25,340*	68.1	20,660*
	100	59.6	25,710	62.2	23,700*	64.4	19,350*
	110	55.8	22,500	58.3	22,100*	60.5	18,320*
	120	51.9	19,880	54.3	19,880	56.4	17,330*
50' JIB & 140' BOOM	130	47.6	17,700	50.0	17,710	52.1	16,550*
	39	80.9	32,000*				
	40	80.6	31,880*				
	50	77.6	30,790*	80.1	28,180*		
	60	74.5	29,750*	77.0	27,410*	79.3	25,630*
	70	71.3	28,800*	73.8	26,720*	76.1	24,460*
50' JIB & 140' BOOM	80	68.1	27,840*	70.5	26,040*	72.8	22,710*
	90	64.8	27,110*	67.2	25,530*	69.4	21,110*

AMERICAN HOIST & DERRICK CO.
ST. PAUL, MINNESOTA 55107

#16HL JIB RATINGS FOR MODEL 8460 TRUCK CRANE
77 SPECIAL 900 TAPERED TIP BOOM
68,500 LBS. EXTENDED CWT - AMERICAN CARRIER

BOOM AND JIB LENGTH	JIB RADIUS (FEET)	5.0 DEG OFFSET		15.0 DEG OFFSET		25.0 DEG OFFSET	
		BOOM ANGLE	RATINGS (POUNDS)	BOOM ANGLE	RATINGS (POUNDS)	BOOM ANGLE	RATINGS (POUNDS)
50' JIB & 140' BOOM	100	61.4	25,330	63.8	24,520*	66.0	19,840*
	110	57.9	22,100	60.3	22,110	62.4	18,760*
	120	54.2	19,480	56.6	19,490	58.6	17,760*
	130	50.4	17,300	52.7	17,310	54.6	17,000*
	140	46.3	15,460	48.5	15,470	50.4	15,480
50' JIB & 150' BOOM	41	80.8	31,610*				
	50	78.2	30,660*	80.6	28,070*		
	60	75.3	29,780*	77.6	27,360*	79.9	25,510*
	70	72.3	28,880*	74.6	26,680*	76.8	24,900*
	80	69.2	27,970*	71.6	26,120*	73.7	23,140*
	90	66.1	27,300*	68.4	25,610*	70.6	21,590*
	100	63.0	25,180	65.2	25,030*	67.3	20,260*
	110	59.7	21,960	61.9	21,960	63.9	19,210*
	120	56.3	19,330	58.5	19,340	60.5	18,220*
	130	52.7	17,150	54.9	17,160	56.8	17,170
	140	49.0	15,320	51.2	15,330	53.0	15,340
	150	45.0	13,750	47.1	13,760	48.9	13,770
50' JIB & 160' BOOM	42	81.0	31,500*				
	50	78.8	30,740*				
	60	76.0	29,820*	78.2	27,450*	80.4	25,530*
	70	73.1	29,060*	75.4	26,770*	77.5	25,110*
	80	70.3	28,180*	72.5	26,230*	74.6	23,480*
	90	67.3	27,410*	69.5	25,730*	71.6	22,010*
	100	64.3	24,810	66.5	24,810	68.5	20,670*
	110	61.3	21,580	63.4	21,580	65.4	19,560*
	120	58.1	18,950	60.2	18,950	62.1	18,600*
	130	54.8	16,770	56.9	16,770	58.7	16,780
	140	51.3	14,930	53.4	14,940	55.2	14,950
	150	47.7	13,360	49.8	13,360	51.5	13,370
	160	43.9	12,000	45.9	12,010	47.5	12,020
50' JIB & 170' BOOM	44	80.9	31,350*				
	50	79.3	30,820*				
	60	76.6	29,980*	78.8	27,430*	80.8	25,480*
	70	73.9	29,110*	76.1	26,860*	78.1	25,120*
	80	71.2	28,360*	73.3	26,330*	75.3	23,910*
	90	68.4	27,670*	70.5	25,840*	72.5	22,360*
	100	65.6	24,430	67.7	24,430	69.6	21,150*
	110	62.7	21,200	64.8	21,210	66.6	19,960*

AMERICAN HOIST & DERRICK CO. ST. PAUL, MINNESOTA 55107
 #16HL JIB RATINGS FOR MODEL 8460 TRUCK CRANE
 77 SPECIAL 900 TAPERED TIP BOOM
 68,500 LBS. EXTENDED CWT - AMERICAN CARRIER

BOOM AND JIB LENGTH	JIB RADIUS (FEET)	5.0 DEG OFFSET		15.0 DEG OFFSET		25.0 DEG OFFSET	
		BOOM ANGLE	RATINGS (POUNDS)	BOOM ANGLE	RATINGS (POUNDS)	BOOM ANGLE	RATINGS (POUNDS)
50' JIB & 170' BOOM	120	59.7	18,570	61.8	18,570	63.6	18,580
	130	56.6	16,390	58.7	16,400	60.4	16,410
	140	53.4	14,550	55.4	14,550	57.1	14,560
	150	50.1	12,970	52.0	12,970	53.7	12,980
	160	46.5	11,610	48.5	11,620	50.1	11,630
	170	42.8	10,430	44.7	10,440	46.2	10,450
50' JIB & 180' BOOM	46	80.8	31,130*				
	50	79.7	30,900*				
	60	77.2	30,010*	79.3	27,410*		
	70	74.6	29,200*	76.7	26,940*	78.6	25,020*
	80	72.0	28,520*	74.1	26,420*	76.0	24,240*
	90	69.4	27,830*	71.4	25,820*	73.3	22,820*
	100	66.7	24,030	68.7	24,040	70.6	21,500*
	110	64.0	20,800	66.0	20,810	67.8	20,380*
	120	61.2	18,170	63.1	18,180	64.9	18,190
	130	58.3	15,990	60.2	15,990	61.9	16,000
	140	55.3	14,130	57.2	14,140	58.9	14,150
	150	52.1	12,560	54.0	12,560	55.7	12,580
	160	48.9	11,200	50.8	11,210	52.3	11,220
	170	45.5	10,020	47.3	10,020	48.8	10,040
	180	41.8	8,990	43.6	8,990	45.0	9,010
50' JIB & 190' BOOM	47	80.9	31,030*				
	50	80.2	30,840*				
	60	77.7	30,050*	79.7	27,390*		
	70	75.3	29,340*	77.3	26,950*	79.1	24,950*
	80	72.8	28,560*	74.8	26,390*	76.6	24,610*
	90	70.3	27,700	72.2	25,900*	74.0	23,160*
	100	67.7	23,640	69.7	23,650	71.4	21,830*
	110	65.1	20,410	67.0	20,420	68.8	20,430
	120	62.5	17,770	64.4	17,780	66.1	17,790
	130	59.7	15,580	61.6	15,590	63.3	15,600
	140	56.9	13,740	58.8	13,740	60.4	13,750
	150	54.0	12,150	55.8	12,160	57.4	12,170
	160	51.0	10,790	52.8	10,800	54.3	10,810
	170	47.8	9,600	49.6	9,610	51.0	9,620
	180	44.4	8,560	46.2	8,570	47.6	8,580
	190	40.9	7,650	42.6	7,660	43.9	7,670

AMERICAN HOIST & DERRICK CO.
ST. PAUL, MINNESOTA 55107

#16HL JIB RATINGS FOR MODEL 8460 TRUCK CRANE
77 SPECIAL 900 TAPERED TIP BOOM
68,500 LBS. EXTENDED CWT - AMERICAN CARRIER

BOOM AND JIB LENGTH	JIB RADIUS (FEET)	5.0 DEG OFFSET		15.0 DEG OFFSET		25.0 DEG OFFSET	
		BOOM ANGLE	RATINGS (POUNDS)	BOOM ANGLE	RATINGS (POUNDS)	BOOM ANGLE	RATINGS (POUNDS)
50' JIB & 200' BOOM	49	80.8	30,280*				
	50	80.6	30,280*				
	60	78.2	29,590*	80.2	26,950*		
	70	75.9	28,980*	77.8	26,510*	79.6	24,450*
	80	73.5	28,250*	75.4	26,050*	77.2	24,190*
	90	71.1	27,480	73.0	25,680*	74.7	23,500*
	100	68.7	23,420	70.5	23,430	72.2	22,150*
	110	66.2	20,200	68.0	20,210	69.7	20,220
	120	63.7	17,560	65.5	17,560	67.1	17,570
	130	61.1	15,370	62.9	15,370	64.5	15,380
	140	58.4	13,520	60.2	13,530	61.8	13,540
	150	55.7	11,950	57.4	11,950	59.0	11,960
	160	52.8	10,580	54.6	10,590	56.0	10,600
	170	49.8	9,390	51.6	9,400	53.0	9,410
	180	46.7	8,350	48.4	8,350	49.8	8,370
	190	43.5	7,440	45.1	7,440	46.4	7,460
	200	40.0	6,620	41.6	6,630	42.8	6,640
50' JIB & 210' BOOM	50	80.9	30,120*				
	60	78.7	29,550*	80.5	26,850*		
	70	76.5	28,890*	78.3	26,390*	80.0	24,300*
	80	74.2	28,200*	76.0	26,020*	77.7	24,080*
	90	71.9	27,110	73.7	25,530*	75.3	23,800*
	100	69.5	23,050	71.3	23,060	73.0	22,500*
	110	67.2	19,820	68.9	19,820	70.6	19,830
	120	64.7	17,180	66.5	17,180	68.1	17,190
	130	62.3	14,980	64.0	14,980	65.6	14,990
	140	59.7	13,130	61.5	13,130	63.0	13,140
	150	57.2	11,550	58.9	11,560	60.4	11,570
	160	54.5	10,190	56.2	10,190	57.6	10,200
	170	51.7	9,000	53.4	9,000	54.8	9,010
	180	48.8	7,950	50.5	7,950	51.8	7,970
	190	45.8	7,030	47.4	7,040	48.7	7,050
	200	42.6	6,210	44.2	6,220	45.4	6,230
	210	39.2	5,490	40.7	5,490	41.9	5,510

AMERICAN HOIST & DERRICK CO.
ST. PAUL, MINNESOTA 55107

#16HL JIB RATINGS FOR MODEL 8460 TRUCK CRANE
77 SPECIAL 900 TAPERED TIP BOOM
68,500 LBS. EXTENDED CWT - AMERICAN CARRIER

BOOM AND JIB LENGTH	JIB RADIUS (FEET)	5.0 DEG OFFSET		15.0 DEG OFFSET		25.0 DEG OFFSET	
		BOOM ANGLE	RATINGS (POUNDS)	BOOM ANGLE	RATINGS (POUNDS)	BOOM ANGLE	RATINGS (POUNDS)
50' JIB & 220' BOOM	52	80.8	29,790*				
	60	79.1	29,390*	80.9	26,610*		
	70	77.0	28,670*	78.7	26,270*	80.4	24,020*
	80	74.8	28,110*	76.5	25,790*	78.2	23,820*
	90	72.6	26,740	74.3	25,470*	75.9	23,550*
	100	70.3	22,670	72.1	22,680	73.6	22,690
	110	68.1	19,430	69.8	19,430	71.3	19,440
	120	65.7	16,790	67.4	16,790	69.0	16,800
	130	63.4	14,590	65.1	14,600	66.6	14,610
	140	61.0	12,730	62.7	12,740	64.1	12,750
	150	58.5	11,160	60.2	11,160	61.6	11,170
	160	56.0	9,790	57.6	9,800	59.0	9,810
	170	53.4	8,600	55.0	8,600	56.4	8,620
	180	50.7	7,550	52.3	7,550	53.6	7,570
	190	47.8	6,630	49.4	6,640	50.7	6,650
	200	44.9	5,810	46.4	5,810	47.6	5,830
	210	41.7	5,080	43.3	5,090	44.4	5,100
	220	38.4	4,410	39.9	4,420	41.0	4,440
50' JIB & 230' BOOM	53	81.0	29,490*				
	60	79.5	29,100*				
	70	77.4	28,420*	79.1	26,010*	80.7	23,680*
	80	75.3	27,880*	77.0	25,560*	78.6	23,420*
	90	73.2	26,350	74.9	25,200*	76.4	22,470*
	100	71.1	22,290	72.7	22,290	74.3	21,470*
	110	68.9	19,040	70.5	19,040	72.0	19,050
	120	66.7	16,400	68.3	16,400	69.8	16,410
	130	64.4	14,190	66.0	14,200	67.5	14,210
	140	62.1	12,330	63.7	12,340	65.2	12,350
	150	59.8	10,740	61.4	10,750	62.8	10,760
	160	57.4	9,380	58.9	9,380	60.3	9,390
	170	54.9	8,180	56.5	8,190	57.8	8,200
	180	52.3	7,140	53.9	7,150	55.2	7,160
	190	49.7	6,210	51.2	6,220	52.5	6,230
	200	46.9	5,390	48.4	5,390	49.6	5,400
	210	44.0	4,650	45.5	4,660	46.7	4,670
	220	40.9	3,990	42.4	4,000	43.5	4,020
	230	37.7	3,400	39.1	3,410	40.1	3,420

AMERICAN HOIST & DERRICK CO.
ST. PAUL, MINNESOTA 55107

#16HL JIB RATINGS FOR MODEL 8460 TRUCK CRANE
77 SPECIAL 900 TAPERED TIP BOOM
68,500 LBS. EXTENDED CWT - AMERICAN CARRIER

BOOM AND JIB LENGTH	JIB RADIUS (FEET)	5.0 DEG OFFSET		15.0 DEG OFFSET		25.0 DEG OFFSET	
		BOOM ANGLE	RATINGS (POUNDS)	BOOM ANGLE	RATINGS (POUNDS)	BOOM ANGLE	RATINGS (POUNDS)
50' JIB & 240' BOOM	55	80.9	28,980*				
	60	79.9	28,700*				
	70	77.9	28,090*	79.5	25,620*		
	80	75.8	27,500*	77.5	25,200*	79.0	21,240*
	90	73.8	25,970	75.4	24,400*	76.9	20,350*
	100	71.7	21,900	73.3	21,900	74.8	19,310*
	110	69.6	18,640	71.2	18,640	72.7	18,370*
	120	67.5	15,990	69.1	16,000	70.5	16,010
	130	65.4	13,790	66.9	13,800	68.4	13,810
	140	63.2	11,930	64.7	11,940	66.1	11,950
	150	60.9	10,340	62.5	10,350	63.8	10,360
	160	58.6	8,970	60.2	8,980	61.5	8,990
	170	56.3	7,780	57.8	7,780	59.1	7,790
	180	53.8	6,720	55.4	6,730	56.6	6,740
	190	51.3	5,790	52.8	5,800	54.1	5,810
	200	48.7	4,970	50.2	4,970	51.4	4,980
	210	46.0	4,230	47.5	4,240	48.6	4,250
50' JIB & 250' BOOM	220	43.2	3,570	44.6	3,580	45.7	3,590
	230	40.2	2,970	41.6	2,980	42.6	2,990
	240	37.0	2,440	38.3	2,450	39.3	2,460
	56	81.0	24,750*				
	60	80.2	24,000*				
	70	78.3	22,280*	79.9	20,100*		
	80	76.3	20,720*	77.9	18,890*	79.4	15,560*
50' JIB & 250' BOOM	90	74.4	19,310*	75.9	17,760*	77.4	14,660*
	100	72.4	18,040*	73.9	16,640*	75.4	13,750*
	110	70.3	16,830*	71.9	15,590*	73.3	12,890*
	120	68.3	15,730	69.8	14,570*	71.2	12,070*
	130	66.2	13,540	67.8	13,550	69.1	11,250*
	140	64.1	11,680	65.6	11,680	67.0	10,480*
	150	62.0	10,090	63.5	10,090	64.8	9,760*
	160	59.8	8,720	61.3	8,720	62.6	8,740
	170	57.5	7,520	59.0	7,530	60.3	7,540
	180	55.2	6,480	56.7	6,480	58.0	6,500
	190	52.9	5,550	54.3	5,550	55.5	5,560
	200	50.4	4,720	51.8	4,720	53.0	4,730
	210	47.9	3,980	49.3	3,990	50.4	4,000
	220	45.2	3,310	46.6	3,320	47.7	3,340

PRINTED IN U.S.A.
10:34:53-08-01-83

PAGE 13 OF 37

SHEET J8460.21

BOOM AND JIB LENGTH	JIB RADIUS (FEET)	5.0 DEG OFFSET		15.0 DEG OFFSET		25.0 DEG OFFSET	
		BOOM ANGLE	RATINGS (POUNDS)	BOOM ANGLE	RATINGS (POUNDS)	BOOM ANGLE	RATINGS (POUNDS)
50' JIB & 250' BOOM	230	42.4	2,710	43.8	2,720	44.8	2,740
	240	39.5	2,180	40.8	2,190	41.8	2,200
	250	36.3	1,700	37.6	1,710	38.5	1,720
50' JIB & 260' BOOM	58	80.9	22,520*				
	60	80.5	22,120*				
	70	78.7	20,430*	80.2	18,490*		
	80	76.8	18,930*	78.3	17,280*	79.7	14,130*
	90	74.9	17,510*	76.4	16,120*	77.8	13,220*
	100	72.9	16,200*	74.5	15,000*	75.9	12,320*
	110	71.0	15,050*	72.5	13,940*	73.9	11,460*
	120	69.0	13,950*	70.5	12,960*	71.9	10,640*
	130	67.0	12,970*	68.5	12,080*	69.9	9,820*
	140	65.0	11,290	66.5	11,210*	67.8	9,080*
	150	63.0	9,700	64.4	9,700	65.7	8,390*
	160	60.9	8,330	62.3	8,330	63.6	7,720*
	170	58.7	7,130	60.2	7,130	61.4	7,080*
	180	56.5	6,070	57.9	6,080	59.2	6,090
	190	54.3	5,140	55.7	5,150	56.9	5,160
	200	51.9	4,320	53.3	4,320	54.5	4,340
	210	49.5	3,570	50.9	3,580	52.0	3,590
	220	47.0	2,900	48.4	2,910	49.5	2,920
50' JIB & 270' BOOM	230	44.4	2,310	45.8	2,320	46.8	2,330
	240	41.7	1,770	43.0	1,780	44.0	1,790
	250	38.8	1,280	40.1	1,280	41.0	1,300
	260	35.7	840	37.0	840	37.8	860
	60	80.8	20,280*				
	70	79.0	18,650*	80.5	16,910*		
	80	77.2	17,100*	78.7	15,660*	80.1	12,790*
	90	75.4	15,730*	76.8	14,460*	78.2	11,850*
	100	73.5	14,450*	75.0	13,380*	76.3	10,920*
	110	71.6	13,310*	73.1	12,350*	74.4	10,070*
	120	69.7	12,250*	71.2	11,370*	72.5	9,220*
	130	67.8	11,280*	69.2	10,510*	70.5	8,450*
	140	65.9	10,380*	67.3	9,650*	68.6	7,710*
	150	63.9	9,300	65.3	8,880*	66.6	7,000*
	160	61.9	7,930	63.3	7,940	64.5	6,340*
	170	59.8	6,740	61.2	6,740	62.4	5,730*

AMERICAN HOIST & DEHRICK CO.
ST. PAUL, MINNESOTA 55107

#16HL JIB RATINGS FOR MODEL 8460 TRUCK CRANE
77 SPECIAL 900 TAPERED TIP BOOM
68,500 LBS. EXTENDED CWT - AMERICAN CARRIER

BOOM AND JIB LENGTH	JIB RADIUS (FEET)	5.0 DEG OFFSET		15.0 DEG OFFSET		25.0 DEG OFFSET	
		BOOM ANGLE	RATINGS (POUNDS)	BOOM ANGLE	RATINGS (POUNDS)	BOOM ANGLE	RATINGS (POUNDS)
50' JIB & 270' BOOM	180	57.7	5,680	59.1	5,680	60.3	5,150*
	190	55.5	4,740	56.9	4,750	58.1	4,590*
	200	53.3	3,910	54.7	3,920	55.8	3,930
	210	51.0	3,170	52.4	3,180	53.5	3,190
	220	48.7	2,500	50.0	2,510	51.1	2,520
	230	46.2	1,900	47.6	1,900	48.6	1,920
	240	43.7	1,360	45.0	1,360	46.0	1,380
	250	41.0	860	42.3	860	43.2	880
60' JIB & 150' BOOM	43	80.9	28,360*				
	50	79.0	27,770*				
	60	76.2	26,780*	78.9	24,430*		
	70	73.4	26,000*	76.1	23,840*	78.6	21,810*
	80	70.5	25,140*	73.2	23,210*	75.7	20,210*
	90	67.6	24,400*	70.2	22,680*	72.7	18,870*
	100	64.6	23,720*	67.2	22,060*	69.6	17,740*
	110	61.5	22,070	64.1	20,560*	66.5	16,720*
	120	58.3	19,450	60.9	19,270*	63.2	15,850*
	130	55.0	17,270	57.6	17,270	59.8	15,130*
	140	51.6	15,420	54.1	15,430	56.3	14,440*
	150	48.0	13,860	50.4	13,860	52.5	13,880
60' JIB & 160' BOOM	45	80.8	28,210*				
	50	79.5	27,830*				
	60	76.8	26,980*	79.4	24,480*		
	70	74.2	26,090*	76.7	23,870*	79.2	22,060*
	80	71.4	25,340*	74.0	23,360*	76.4	20,600*
	90	68.6	24,550*	71.2	22,750*	73.6	19,250*
	100	65.8	23,900*	68.3	22,250*	70.7	18,040*
	110	62.9	21,690	65.4	21,110*	67.7	17,040*
	120	59.9	19,070	62.4	19,070	64.6	16,170*
	130	56.8	16,880	59.3	16,890	61.5	15,410*
	140	53.6	15,050	56.1	15,050	58.2	14,740*
	150	50.3	13,470	52.7	13,470	54.7	13,490
	160	46.8	12,120	49.1	12,130	51.1	12,140

AMERICAN HOIST & DERRICK CO.
ST. PAUL, MINNESOTA 55107

#16HL JIB RATINGS FOR MODEL 8460 TRUCK CRANE
77 SPECIAL 900 TAPERED TIP BOOM
68,500 LBS. EXTENDED CWT - AMERICAN CARRIER

BOOM AND JIB LENGTH	JIB RADIUS (FEET)	5.0 DEG OFFSET		15.0 DEG OFFSET		25.0 DEG OFFSET	
		BOOM ANGLE	RATINGS (POUNDS)	BOOM ANGLE	RATINGS (POUNDS)	BOOM ANGLE	RATINGS (POUNDS)
60' JIB & 170' BOOM	46	81.0	28,180*				
	50	80.0	27,790*				
	60	77.4	26,970*	79.9	24,530*		
	70	74.9	26,180*	77.3	23,890*	79.7	22,050*
	80	72.3	25,450*	74.7	23,410*	77.0	20,860*
	90	69.6	24,790*	72.1	22,910*	74.3	19,520*
	100	66.9	24,060*	69.4	22,410*	71.6	18,400*
	110	64.2	21,320	66.6	21,330	68.8	17,390*
	120	61.4	18,690	63.7	18,700	65.9	16,530*
	130	58.5	16,510	60.8	16,510	62.9	15,710*
	140	55.5	14,660	57.8	14,670	59.8	14,680
	150	52.4	13,080	54.7	13,090	56.6	13,100
	160	49.1	11,720	51.4	11,730	53.3	11,740
	170	45.7	10,550	47.9	10,550	49.7	10,570
60' JIB & 180' BOOM	48	80.9	28,030*				
	50	80.4	27,790*				
	60	78.0	27,060*	80.3	24,480*		
	70	75.5	26,280*	77.9	23,920*	80.1	22,030*
	80	73.0	25,540*	75.4	23,450*	77.6	21,120*
	90	70.5	24,880*	72.9	22,970*	75.0	19,790*
	100	67.9	24,160	70.3	22,460*	72.4	18,670*
	110	65.3	20,930	67.6	20,940	69.7	17,710*
	120	62.7	18,290	65.0	18,300	67.0	16,770*
	130	59.9	16,100	62.2	16,110	64.2	16,020*
	140	57.1	14,260	59.4	14,260	61.3	14,270
	150	54.2	12,670	56.4	12,680	58.3	12,690
	160	51.2	11,310	53.4	11,320	55.2	11,330
	170	48.0	10,130	50.1	10,140	51.9	10,160
	180	44.6	9,090	46.8	9,100	48.5	9,110
60' JIB & 190' BOOM	50	80.8	27,820*				
	60	78.4	27,040*	80.7	24,440*		
	70	76.1	26,380*	78.4	23,940*	80.5	21,920*
	80	73.7	25,630*	76.0	23,490*	78.1	21,380*
	90	71.3	24,970*	73.6	23,010*	75.7	20,060*
	100	68.9	23,770	71.1	22,510*	73.2	18,990*
	110	66.4	20,530	68.6	20,540	70.6	17,990*
	120	63.9	17,900	66.1	17,900	68.0	17,060*
	130	61.3	15,700	63.4	15,700	65.4	15,720
	140	58.6	13,850	60.8	13,860	62.7	13,870

PRINTED IN U.S.A.
10:34:53-08-01-83

PAGE 16 OF 37

SHEET J8460.21

BOOM AND JIB LENGTH	JIB RADIUS (FEET)	5.0 DEG OFFSET		15.0 DEG OFFSET		25.0 DEG OFFSET	
		BOOM ANGLE	RATINGS (POUNDS)	BOOM ANGLE	RATINGS (POUNDS)	BOOM ANGLE	RATINGS (POUNDS)
60'	150	55.8	12,280	58.0	12,280	59.9	12,300
JIB	160	53.0	10,900	55.1	10,910	56.9	10,920
&	170	50.0	9,720	52.1	9,730	53.9	9,740
190'	180	46.9	8,680	49.0	8,690	50.7	8,700
BOOM	190	43.7	7,760	45.7	7,760	47.3	7,780
60'	51	80.9	27,180*				
JIB	60	78.9	26,630*				
&	70	76.6	25,940*	78.8	23,550*	80.9	21,450*
200'	80	74.4	25,290*	76.5	23,170*	78.6	21,200*
BOOM	90	72.1	24,710*	74.2	22,680*	76.2	20,380*
	100	69.7	23,540	71.9	22,250*	73.9	19,190*
	110	67.4	20,310	69.5	20,320	71.5	18,220*
	120	64.9	17,680	67.1	17,680	69.0	17,370*
	130	62.5	15,490	64.6	15,490	66.5	15,500
	140	59.9	13,640	62.0	13,640	63.9	13,660
	150	57.3	12,050	59.4	12,060	61.2	12,070
	160	54.7	10,690	56.7	10,690	58.5	10,710
	170	51.9	9,510	53.9	9,510	55.6	9,530
	180	49.0	8,460	51.0	8,460	52.7	8,480
	190	46.0	7,540	47.9	7,550	49.5	7,570
	200	42.8	6,720	44.7	6,730	46.2	6,750
60'	53	80.8	26,890*				
JIB	60	79.3	26,480*				
&	70	77.1	25,940*	79.3	23,490*		
210'	80	75.0	25,270*	77.1	23,020*	79.0	21,120*
BOOM	90	72.7	24,690*	74.8	22,620*	76.8	20,560*
	100	70.5	23,170	72.6	22,290*	74.5	19,470*
	110	68.2	19,940	70.3	19,950	72.2	18,460*
	120	65.9	17,300	68.0	17,300	69.8	17,310
	130	63.6	15,090	65.6	15,100	67.4	15,110
	140	61.2	13,240	63.2	13,250	65.0	13,260
	150	58.7	11,670	60.7	11,670	62.5	11,690
	160	56.2	10,300	58.1	10,310	59.9	10,320
	170	53.5	9,110	55.5	9,120	57.2	9,130
	180	50.8	8,060	52.8	8,070	54.4	8,080
	190	48.0	7,140	49.9	7,150	51.5	7,160
	200	45.0	6,320	46.9	6,330	48.4	6,340
	210	41.9	5,590	43.8	5,600	45.2	5,610

AMERICAN HOIST & DERRICK CO.
ST. PAUL, MINNESOTA 55107

#16HL JIB RATINGS FOR MODEL 8460 TRUCK CRANE
77 SPECIAL 900 TAPERED TIP BOOM
68,500 LBS. EXTENDED CWT - AMERICAN CARRIER

BOOM AND JIB LENGTH	JIB RADIUS (FEET)	5.0 DEG OFFSET		15.0 DEG OFFSET		25.0 DEG OFFSET	
		BOOM ANGLE	RATINGS (POUNDS)	BOOM ANGLE	RATINGS (POUNDS)	BOOM ANGLE	RATINGS (POUNDS)
60' JIB & 220' BOOM	54	80.9	26,630*				
	60	79.7	26,370*				
	70	77.6	25,820*	79.7	23,320*		
	80	75.5	25,150*	77.5	22,920*	79.4	20,870*
	90	73.4	24,660*	75.4	22,550*	77.3	20,650*
	100	71.2	22,800	73.2	22,130*	75.1	19,710*
	110	69.1	19,560	71.0	19,570	72.9	18,710*
	120	66.8	16,910	68.8	16,910	70.6	16,920
	130	64.6	14,710	66.6	14,720	68.3	14,730
	140	62.3	12,860	64.2	12,870	66.0	12,880
	150	59.9	11,270	61.9	11,280	63.6	11,290
	160	57.5	9,910	59.5	9,910	61.1	9,930
	170	55.1	8,710	57.0	8,720	58.6	8,730
	180	52.5	7,660	54.4	7,670	56.0	7,680
	190	49.8	6,740	51.7	6,750	53.2	6,760
	200	47.1	5,920	48.9	5,920	50.4	5,940
	210	44.2	5,180	46.0	5,190	47.4	5,210
	220	41.1	4,530	42.9	4,530	44.2	4,550
60' JIB & 230' BOOM	56	80.9	26,300*				
	60	80.1	26,120*				
	70	78.0	25,520*	80.0	23,070*		
	80	76.0	25,010*	78.0	22,770*	79.8	20,540*
	90	74.0	24,500*	75.9	22,400*	77.7	20,370*
	100	71.9	22,410	73.8	21,950*	75.6	19,950*
	110	69.8	19,160	71.7	19,170	73.5	18,980*
	120	67.7	16,510	69.6	16,520	71.4	16,530
	130	65.5	14,310	67.4	14,320	69.2	14,330
	140	63.3	12,450	65.2	12,460	66.9	12,470
	150	61.1	10,870	63.0	10,880	64.6	10,890
	160	58.8	9,490	60.7	9,500	62.3	9,510
	170	56.4	8,310	58.3	8,310	59.9	8,330
	180	54.0	7,250	55.8	7,260	57.4	7,270
	190	51.5	6,320	53.3	6,330	54.8	6,340
	200	48.9	5,510	50.7	5,510	52.2	5,530
	210	46.2	4,760	48.0	4,770	49.4	4,780
	220	43.4	4,100	45.1	4,110	46.4	4,120
	230	40.4	3,510	42.0	3,520	43.3	3,540

PRINTED IN U.S.A.
10:34:53-08-01-83

PAGE 18 OF 37

| SHEET J8460.21 |

AMERICAN HOIST & DERRICK CO.
ST. PAUL, MINNESOTA 55107

#16HL JIB RATINGS FOR MODEL 8460 TRUCK CRANE
77 SPECIAL 900 TAPERED TIP BOOM
68,500 LBS. EXTENDED CWT - AMERICAN CARRIER

BOOM AND JIB LENGTH	JIB RADIUS (FEET)	5.0 DEG OFFSET		15.0 DEG OFFSET		25.0 DEG OFFSET	
		BOOM ANGLE	RATINGS (POUNDS)	BOOM ANGLE	RATINGS (POUNDS)	BOOM ANGLE	RATINGS (POUNDS)
60' JIB & 240' BOOM	57	81.0	25,910*				
	60	80.4	25,770*				
	70	78.4	25,190*	80.4	22,740*		
	80	76.5	24,670*	78.4	22,390*	80.2	19,880*
	90	74.5	24,110*	76.4	22,030*	78.2	19,130*
	100	72.5	22,020	74.4	21,670*	76.1	18,290*
	110	70.5	18,770	72.4	18,780	74.1	17,410*
	120	68.5	16,110	70.3	16,120	72.0	16,130
	130	66.4	13,910	68.2	13,920	69.9	13,930
	140	64.3	12,050	66.1	12,050	67.8	12,070
	150	62.1	10,470	64.0	10,470	65.6	10,490
	160	59.9	9,090	61.8	9,100	63.3	9,110
	170	57.7	7,890	59.5	7,900	61.0	7,910
	180	55.4	6,840	57.2	6,840	58.7	6,860
	190	53.0	5,920	54.8	5,920	56.3	5,940
	200	50.6	5,090	52.3	5,090	53.8	5,110
	210	48.0	4,350	49.7	4,360	51.1	4,370
	220	45.4	3,690	47.1	3,690	48.4	3,710
	230	42.6	3,080	44.2	3,090	45.5	3,110
	240	39.6	2,550	41.3	2,560	42.5	2,570
60' JIB & 250' BOOM	59	80.9	23,450*				
	60	80.7	23,220*				
	70	78.8	21,590*	80.7	19,190*		
	80	76.9	20,100*	78.8	18,040*	80.5	14,560*
	90	75.0	18,730*	76.9	16,980*	78.6	13,830*
	100	73.1	17,470*	74.9	15,930*	76.6	13,020*
	110	71.2	16,310*	73.0	14,990*	74.6	12,240*
	120	69.2	15,280*	71.0	14,060*	72.6	11,520*
	130	67.2	13,650	69.0	13,160*	70.6	10,790*
	140	65.2	11,800	67.0	11,800	68.6	10,070*
	150	63.1	10,210	64.9	10,210	66.5	9,440*
	160	61.0	8,840	62.8	8,840	64.3	8,790*
	170	58.9	7,640	60.6	7,650	62.1	7,660
	180	56.7	6,590	58.4	6,600	59.9	6,610
	190	54.4	5,660	56.1	5,670	57.6	5,680
	200	52.1	4,830	53.8	4,830	55.2	4,850
	210	49.7	4,090	51.4	4,100	52.7	4,110
	220	47.2	3,420	48.8	3,430	50.2	3,450

PRINTED IN U.S.A.
10:34:53-08-01-83

PAGE 19 OF 37

SHEET J8460.21

AMERICAN HOIST & DERRICK CO.
ST. PAUL, MINNESOTA 55107

#16HL JIB RATINGS FOR MODEL 8460 TRUCK CRANE
77 SPECIAL 900 TAPERED TIP BOOM
68,500 LBS. EXTENDED CWT - AMERICAN CARRIER

BOOM AND JIB LENGTH	JIB RADIUS (FEET)	5.0 DEG OFFSET		15.0 DEG OFFSET		25.0 DEG OFFSET	
		BOOM ANGLE	RATINGS (POUNDS)	BOOM ANGLE	RATINGS (POUNDS)	BOOM ANGLE	RATINGS (POUNDS)
60' JIB & 250' BOOM	230	44.6	2,830	46.2	2,840	47.5	2,850
	240	41.8	2,290	43.4	2,300	44.7	2,320
	250	39.0	1,800	40.5	1,800	41.7	1,820
60' JIB & 260' BOOM	60	81.0	21,460*				
	70	79.2	19,860*	81.0	17,680*		
	80	77.4	18,340*	79.1	16,550*	80.8	13,320*
	90	75.5	16,970*	77.3	15,460*	78.9	12,550*
	100	73.7	15,790*	75.4	14,400*	77.1	11,730*
	110	71.8	14,590*	73.5	13,430*	75.2	10,960*
	120	69.9	13,560*	71.6	12,530*	73.2	10,180*
	130	68.0	12,600*	69.7	11,660*	71.3	9,450*
	140	66.0	11,410	67.7	10,850*	69.3	8,750*
	150	64.0	9,810	65.7	9,820	67.3	8,110*
	160	62.0	8,440	63.7	8,450	65.2	7,470*
	170	59.9	7,250	61.6	7,250	63.1	6,870*
	180	57.8	6,190	59.5	6,200	61.0	6,210
	190	55.7	5,260	57.4	5,270	58.8	5,280
	200	53.5	4,430	55.1	4,440	56.5	4,450
	210	51.2	3,690	52.8	3,700	54.2	3,710
	220	48.8	3,020	50.5	3,030	51.8	3,040
	230	46.4	2,420	48.0	2,430	49.3	2,440
	240	43.8	1,880	45.4	1,880	46.6	1,900
	250	41.1	1,390	42.7	1,400	43.8	1,410
	260	38.3	930	39.8	940	40.9	960
60' JIB & 270' BOOM	62	80.9	19,340*				
	70	79.5	18,090*				
	80	77.7	16,620*	79.5	14,980*		
	90	76.0	15,300*	77.7	13,950*	79.3	11,270*
	100	74.2	14,070*	75.9	12,890*	77.5	10,450*
	110	72.3	12,990*	74.1	11,920*	75.6	9,670*
	120	70.5	11,930*	72.2	11,050*	73.8	8,890*
	130	68.7	11,010*	70.3	10,190*	71.9	8,140*
	140	66.8	10,100*	68.5	9,410*	70.0	7,460*
	150	64.9	9,290*	66.5	8,640*	68.0	6,820*
	160	62.9	8,050	64.6	7,940*	66.1	6,180*
	170	61.0	6,850	62.6	6,860	64.0	5,610*
	180	58.9	5,790	60.6	5,800	62.0	5,030*

BOOM AND JIB LENGTH	JIB RADIUS (FEET)	5.0 DEG OFFSET		15.0 DEG OFFSET		25.0 DEG OFFSET	
		BOOM ANGLE	RATINGS (POUNDS)	BOOM ANGLE	RATINGS (POUNDS)	BOOM ANGLE	RATINGS (POUNDS)
60' JIB & 270' BOOM	190	56.9	4,860	58.5	4,870	59.9	4,510*
	200	54.8	4,020	56.4	4,030	57.7	4,000*
	210	52.6	3,280	54.2	3,290	55.5	3,300
	220	50.4	2,610	51.9	2,620	53.2	2,640
	230	48.0	2,020	49.6	2,020	50.9	2,040
	240	45.6	1,460	47.2	1,470	48.4	1,490
	250	43.1	970	44.6	980	45.8	1,000
	260	40.5	520	42.0	530	43.1	550
70' JIB & 180' BOOM	50	81.0	21,310*				
	60	78.6	20,550*				
	70	76.3	19,900*	79.0	17,830*		
	80	73.9	19,260*	76.6	17,340*	79.1	15,870*
	90	71.5	18,620*	74.2	16,900*	76.6	15,580*
	100	69.1	18,030*	71.7	16,500*	74.1	15,210*
	110	66.6	17,490*	69.2	16,120*	71.6	14,820*
	120	64.1	17,020*	66.6	15,670*	69.0	14,450*
	130	61.5	16,190	64.0	15,270*	66.3	13,990*
	140	58.8	14,340	61.3	14,350	63.6	13,330*
	150	56.0	12,760	58.6	12,760	60.8	12,780
	160	53.2	11,400	55.7	11,410	57.8	11,430
	170	50.2	10,210	52.7	10,220	54.8	10,240
	180	47.1	9,170	49.6	9,180	51.6	9,190
70' JIB & 190' BOOM	52	80.9	21,160*				
	60	79.1	20,610*				
	70	76.8	19,980*	79.4	17,840*		
	80	74.6	19,350*	77.1	17,390*	79.5	15,840*
	90	72.3	18,700*	74.8	16,950*	77.2	15,600*
	100	69.9	18,140*	72.4	16,560*	74.8	15,290*
	110	67.5	17,630*	70.1	16,200*	72.4	14,930*
	120	65.1	17,160*	67.6	15,780*	69.9	14,580*
	130	62.7	15,800	65.1	15,380*	67.4	14,190*
	140	60.1	13,940	62.6	13,940	64.8	13,570*
	150	57.5	12,360	60.0	12,370	62.1	12,380
	160	54.8	11,000	57.3	11,000	59.4	11,020
	170	52.1	9,810	54.5	9,810	56.5	9,830
	180	49.2	8,770	51.5	8,780	53.5	8,790
	190	46.2	7,840	48.5	7,850	50.4	7,870

AMERICAN HOIST & DERRICK CO.
ST. PAUL, MINNESOTA 55107

#16HL JIB RATINGS FOR MODEL 8460 TRUCK CRANE
77 SPECIAL 900 TAPERED TIP BOOM
68,500 LBS. EXTENDED CWT - AMERICAN CARRIER

BOOM AND JIB LENGTH	JIB RADIUS (FEET)	5.0 DEG OFFSET		15.0 DEG OFFSET		25.0 DEG OFFSET	
		BOOM ANGLE	RATINGS (POUNDS)	BOOM ANGLE	RATINGS (POUNDS)	BOOM ANGLE	RATINGS (POUNDS)
70' JIB & 200' BOOM	53	81.0	20,820*				
	60	79.5	20,390*				
	70	77.3	19,810*	79.8	17,700*		
	80	75.1	19,190*	77.6	17,290*	79.9	15,700*
	90	72.9	18,670*	75.4	16,860*	77.7	15,430*
	100	70.7	18,120*	73.1	16,510*	75.4	15,190*
	110	68.4	17,640*	70.8	16,100*	73.1	14,920*
	120	66.1	17,190*	68.5	15,800*	70.7	14,640*
	130	63.8	15,560	66.1	15,470*	68.3	14,310*
	140	61.3	13,710	63.7	13,720	65.8	13,730
	150	58.9	12,140	61.2	12,140	63.3	12,160
	160	56.3	10,770	58.7	10,780	60.7	10,790
	170	53.7	9,590	56.0	9,600	58.0	9,610
70' JIB & 210' BOOM	180	51.0	8,540	53.3	8,550	55.2	8,560
	190	48.2	7,620	50.4	7,630	52.3	7,650
	200	45.2	6,800	47.4	6,810	49.2	6,820
	55	80.9	20,730*				
	60	79.9	20,450*				
	70	77.8	19,820*	80.2	17,680*		
	80	75.7	19,270*	78.1	17,270*	80.3	15,650*
	90	73.6	18,760*	75.9	16,910*	78.1	15,390*
	100	71.4	18,220*	73.8	16,500*	75.9	15,140*
	110	69.2	17,740*	71.6	16,160*	73.7	14,880*
	120	67.0	17,270*	69.3	15,820*	71.5	14,660*
	130	64.8	15,180	67.1	15,190	69.2	14,390*
	140	62.5	13,330	64.8	13,340	66.8	13,350
70' JIB & 220' BOOM	150	60.1	11,750	62.4	11,760	64.4	11,770
	160	57.7	10,380	60.0	10,380	61.9	10,400
	170	55.2	9,190	57.5	9,200	59.4	9,210
	180	52.7	8,140	54.9	8,150	56.8	8,160
	190	50.0	7,220	52.2	7,230	54.0	7,250
	200	47.3	6,400	49.4	6,400	51.2	6,420
	210	44.4	5,660	46.5	5,670	48.2	5,690
	57	80.8	20,550*				
	60	80.2	20,430*				
	70	78.2	19,810*	80.5	17,620*		
	80	76.2	19,270*	78.5	17,250*	80.7	15,620*
	90	74.1	18,760*	76.4	16,880*	78.6	15,340*
	100	72.1	18,300*	74.3	16,560*	76.5	15,090*

AMERICAN HOIST & DERRICK CO.
ST. PAUL, MINNESOTA 55107

#16HL JIB RATINGS FOR MODEL 8460 TRUCK CRANE
77 SPECIAL 900 TAPERED TIP BOOM
68,500 LBS. EXTENDED CWT - AMERICAN CARRIER

BOOM AND JIB LENGTH	JIB RADIUS (FEET)	5.0 DEG OFFSET		15.0 DEG OFFSET		25.0 DEG OFFSET	
		BOOM ANGLE	RATINGS (POUNDS)	BOOM ANGLE	RATINGS (POUNDS)	BOOM ANGLE	RATINGS (POUNDS)
70' JIB & 220' BOOM	110	70.0	17,830*	72.2	16,160*	74.3	14,910*
	120	67.9	17,010	70.1	15,850*	72.2	14,680*
	130	65.7	14,800	67.9	14,810	70.0	14,480*
	140	63.5	12,950	65.7	12,960	67.7	12,970
	150	61.3	11,360	63.5	11,370	65.4	11,380
	160	59.0	9,990	61.1	10,000	63.1	10,010
	170	56.6	8,800	58.8	8,800	60.7	8,820
	180	54.2	7,750	56.3	7,760	58.2	7,780
	190	51.7	6,820	53.8	6,830	55.6	6,850
	200	49.1	6,000	51.2	6,000	52.9	6,020
	210	46.4	5,260	48.4	5,270	50.1	5,290
	220	43.5	4,600	45.6	4,610	47.2	4,630
70' JIB & 230' BOOM	58	80.9	20,470*				
	60	80.6	20,320*				
	70	78.6	19,820*	80.8	17,540*		
	80	76.7	19,250*	78.9	17,180*	81.0	15,510*
	90	74.7	18,750*	76.9	16,840*	79.0	15,290*
	100	72.7	18,300*	74.9	16,530*	76.9	15,040*
	110	70.7	17,820*	72.9	16,200*	74.9	14,860*
	120	68.6	16,600	70.8	15,880*	72.8	14,580*
	130	66.6	14,400	68.7	14,410	70.7	14,370*
	140	64.5	12,550	66.6	12,560	68.5	12,570
	150	62.3	10,960	64.4	10,970	66.3	10,980
	160	60.1	9,590	62.2	9,600	64.1	9,610
	170	57.9	8,390	60.0	8,400	61.8	8,410
	180	55.6	7,340	57.6	7,350	59.4	7,360
	190	53.2	6,420	55.2	6,420	57.0	6,440
70' JIB & 240' BOOM	200	50.7	5,590	52.8	5,590	54.5	5,610
	210	48.2	4,850	50.2	4,860	51.9	4,870
	220	45.5	4,190	47.5	4,190	49.1	4,210
	230	42.7	3,580	44.7	3,590	46.2	3,610
	60	80.9	20,220*				
	70	79.0	19,730*				
	80	77.1	19,220*	79.2	17,150*		
	90	75.2	18,730*	77.3	16,810*	79.3	15,140*
	100	73.3	18,270*	75.4	16,490*	77.4	14,920*
	110	71.3	17,780*	73.4	16,110*	75.4	14,720*
	120	69.4	16,210	71.5	15,840*	73.4	14,480*
	130	67.4	14,010	69.5	14,020	71.4	14,030

BOOM AND JIB LENGTH	JIB RADIUS (FEET)	5.0 DEG OFFSET		15.0 DEG OFFSET		25.0 DEG OFFSET	
		BOOM ANGLE	RATINGS (POUNDS)	BOOM ANGLE	RATINGS (POUNDS)	BOOM ANGLE	RATINGS (POUNDS)
70' JIB & 240' BOOM	140	65.3	12,150	67.4	12,150	69.3	12,170
	150	63.3	10,560	65.3	10,560	67.2	10,580
	160	61.2	9,190	63.2	9,190	65.1	9,210
	170	59.0	7,990	61.1	8,000	62.9	8,010
	180	56.8	6,930	58.9	6,940	60.6	6,960
	190	54.6	6,000	56.6	6,010	58.3	6,020
	200	52.2	5,180	54.2	5,190	55.9	5,200
	210	49.8	4,430	51.8	4,440	53.4	4,450
	220	47.3	3,760	49.3	3,770	50.9	3,790
70' JIB & 250' BOOM	230	44.7	3,170	46.6	3,180	48.2	3,200
	240	42.0	2,630	43.9	2,640	45.3	2,660
	61	81.0	19,350*				
	70	79.3	18,940*				
	80	77.5	18,400*	79.6	16,450*		
	90	75.7	17,930*	77.7	16,130*	79.7	12,950*
	100	73.8	16,890*	75.9	15,250*	77.8	12,290*
	110	71.9	15,780*	74.0	14,310*	75.9	11,600*
	120	70.0	14,760*	72.1	13,450*	74.0	10,930*
70' JIB & 260' BOOM	130	68.1	13,740	70.1	12,660*	72.0	10,240*
	140	66.2	11,890	68.2	11,850*	70.0	9,600*
	150	64.2	10,290	66.2	10,300	68.0	8,980*
	160	62.2	8,920	64.2	8,930	65.9	8,410*
	170	60.1	7,730	62.1	7,730	63.8	7,750
	180	58.0	6,680	60.0	6,690	61.7	6,700
	190	55.8	5,740	57.8	5,750	59.5	5,770
	200	53.6	4,920	55.6	4,930	57.2	4,940
	210	51.4	4,170	53.3	4,180	54.9	4,190
70' JIB & 260' BOOM	220	49.0	3,510	50.9	3,520	52.5	3,540
	230	46.5	2,910	48.4	2,920	49.9	2,930
	240	44.0	2,370	45.8	2,370	47.3	2,390
	250	41.3	1,880	43.1	1,890	44.5	1,910
	63	80.9	18,940*				
	70	79.7	18,650*				
	80	77.9	17,760*	79.9	15,720*		
	90	76.1	16,430*	78.1	14,740*	80.0	11,760*
	100	74.3	15,240*	76.3	13,800*	78.2	11,080*
70' JIB & 260' BOOM	110	72.5	14,140*	74.5	12,870*	76.3	10,360*
	120	70.7	13,170*	72.6	12,040*	74.5	9,680*
	130	68.8	12,220*	70.8	11,220*	72.6	9,030*

AMERICAN HOIST & DERRICK CO. #16HL JIB RATINGS FOR MODEL 8460 TRUCK CRANE
 ST. PAUL, MINNESOTA 55107 77 SPECIAL 900 TAPERED TIP BOOM
 68,500 LBS. EXTENDED CWT - AMERICAN CARRIER

BOOM AND JIB LENGTH	JIB RADIUS (FEET)	5.0 DEG OFFSET		15.0 DEG OFFSET		25.0 DEG OFFSET	
		BOOM ANGLE	RATINGS (POUNDS)	BOOM ANGLE	RATINGS (POUNDS)	BOOM ANGLE	RATINGS (POUNDS)
70' JIB & 260' BOOM	140	66.9	11,360*	68.9	10,440*	70.7	8,370*
	150	65.0	9,910	67.0	9,720*	68.7	7,760*
	160	63.1	8,530	65.0	8,540	66.8	7,190*
	170	61.1	7,330	63.0	7,340	64.7	6,620*
	180	59.1	6,280	61.0	6,290	62.7	6,080*
	190	57.0	5,350	58.9	5,360	60.6	5,370
	200	54.9	4,510	56.8	4,520	58.4	4,540
	210	52.7	3,770	54.6	3,780	56.2	3,800
	220	50.5	3,100	52.3	3,110	53.9	3,130
	230	48.2	2,510	50.0	2,510	51.5	2,530
	240	45.8	1,960	47.6	1,970	49.0	1,990
	250	43.3	1,460	45.0	1,470	46.4	1,490
	260	40.6	1,010	42.4	1,020	43.7	1,040
70' JIB & 270' BOOM	64	81.0	18,390*				
	70	80.0	17,530*				
	80	78.3	16,060*	80.2	14,300*		
	90	76.5	14,800*	78.5	13,340*	80.3	10,620*
	100	74.8	13,670*	76.7	12,390*	78.6	9,880*
	110	73.0	12,550*	75.0	11,450*	76.8	9,170*
	120	71.3	11,560*	73.2	10,600*	75.0	8,470*
	130	69.5	10,650*	71.4	9,830*	73.1	7,820*
	140	67.6	9,840*	69.6	9,080*	71.3	7,180*
	150	65.8	9,050*	67.7	8,350*	69.4	6,540*
	160	63.9	8,140	65.8	7,690*	67.5	5,970*
	170	62.0	6,940	63.9	6,950	65.6	5,410*
	180	60.1	5,880	62.0	5,890	63.6	4,880*
	190	58.1	4,950	60.0	4,960	61.6	4,370*
	200	56.1	4,120	57.9	4,130	59.5	3,900*
	210	54.0	3,380	55.8	3,380	57.4	3,400
	220	51.9	2,710	53.7	2,710	55.2	2,730
	230	49.7	2,100	51.5	2,100	53.0	2,120
	240	47.4	1,550	49.2	1,560	50.6	1,580
	250	45.1	1,060	46.8	1,070	48.2	1,080
	260	42.6	610	44.3	620	45.6	640

AMERICAN HOIST & DERRICK CO.
T. PAUL, MINNESOTA 55107

#16HL JIB RATINGS FOR MODEL 8460 TRUCK CRANE
77 SPECIAL 900 TAPERED TIP BOOM
68,500 LBS. EXTENDED CWT - AMERICAN CARRIER

BOOM AND JIB LENGTH	JIB RADIUS (FEET)	5.0 DEG OFFSET		15.0 DEG OFFSET		25.0 DEG OFFSET	
		BOOM ANGLE	RATINGS (POUNDS)	BOOM ANGLE	RATINGS (POUNDS)	BOOM ANGLE	RATINGS (POUNDS)
80' JIB & 200' BOOM	56	80.9	16,370*				
	60	80.0	16,160*				
	70	78.0	15,560*	80.7	13,690*		
	80	75.9	15,010*	78.6	13,290*		
	90	73.7	14,480*	76.4	12,890*	79.0	11,540*
	100	71.6	14,030*	74.3	12,540*	76.8	11,160*
	110	69.4	13,570*	72.1	12,120*	74.6	10,860*
	120	67.2	13,140*	69.9	11,680*	72.3	10,580*
	130	64.9	12,760*	67.6	11,320*	70.0	10,310*
	140	62.6	12,270*	65.3	11,010*	67.7	10,060*
	150	60.3	11,810*	62.9	10,710*	65.2	9,860*
	160	57.9	10,860	60.5	10,410*	62.8	9,680*
210' JIB & 210' BOOM	170	55.4	9,660	58.0	9,670	60.2	9,540*
	180	52.8	8,620	55.4	8,630	57.6	8,650
	190	50.2	7,690	52.7	7,700	54.9	7,720
	200	47.4	6,880	49.9	6,880	52.0	6,900
	57	81.0	16,340*				
	60	80.4	16,160*				
	70	78.4	15,610*				
	80	76.4	15,050*	79.0	13,320*		
	90	74.3	14,560*	76.9	12,970*	79.4	11,550*
	100	72.2	14,140*	74.9	12,600*	77.3	11,220*
	110	70.2	13,650*	72.7	12,210*	75.2	10,890*
	120	68.0	13,270*	70.6	11,820*	73.0	10,630*
220' JIB & 220' BOOM	130	65.9	12,890*	68.4	11,410*	70.8	10,370*
	140	63.7	12,460*	66.2	11,120*	68.5	10,110*
	150	61.4	11,830	64.0	10,810*	66.2	9,900*
	160	59.1	10,460	61.6	10,470	63.9	9,730*
	170	56.8	9,280	59.3	9,290	61.5	9,300
	180	54.3	8,220	56.8	8,230	59.0	8,250
	190	51.8	7,300	54.3	7,310	56.4	7,330
	200	49.2	6,480	51.7	6,480	53.7	6,500
	210	46.5	5,740	48.9	5,750	50.9	5,770
	59	80.9	16,200*				
	60	80.7	16,160*				
	70	78.8	15,670*				
	80	76.8	15,120*	79.4	13,290*		
	90	74.8	14,630*	77.4	12,980*	79.8	11,600*
	100	72.9	14,200*	75.4	12,640*	77.7	11,260*

AMERICAN HOIST & DERRICK CO.
ST. PAUL, MINNESOTA 55107

#16HL JIB RATINGS FOR MODEL 8460 TRUCK CRANE
77-SPECIAL 900 TAPERED TIP BOOM
68,500 LBS. EXTENDED CWT - AMERICAN CARRIER

BOOM AND JIB LENGTH	JIB RADIUS (FEET)	5.0 DEG OFFSET		15.0 DEG OFFSET		25.0 DEG OFFSET	
		BOOM ANGLE	RATINGS (POUNDS)	BOOM ANGLE	RATINGS (POUNDS)	BOOM ANGLE	RATINGS (POUNDS)
80' JIB & 220' BOOM	110	70.8	13,730*	73.3	12,310*	75.7	10,920*
	120	68.8	13,350*	71.3	11,880*	73.6	10,680*
	130	66.7	12,960*	69.2	11,520*	71.5	10,420*
	140	64.6	12,590*	67.1	11,210*	69.3	10,160*
	150	62.5	11,450	64.9	10,900*	67.1	9,950*
	160	60.3	10,080	62.7	10,090	64.9	9,790*
	170	58.0	8,880	60.4	8,890	62.6	8,910
	180	55.7	7,840	58.1	7,850	60.2	7,860
	190	53.3	6,910	55.7	6,910	57.8	6,930
	200	50.9	6,090	53.2	6,090	55.2	6,110
	210	48.4	5,350	50.7	5,360	52.6	5,380
	220	45.7	4,690	48.0	4,690	49.9	4,710
80' JIB & 230' BOOM	61	80.8	16,100*				
	70	79.1	15,640*				
	80	77.3	15,190*	79.7	13,310*		
	90	75.3	14,680*	77.8	12,950*	80.1	11,600*
	100	73.4	14,250*	75.9	12,670*	78.2	11,280*
	110	71.5	13,790*	73.9	12,360*	76.2	10,990*
	120	69.5	13,420*	71.9	11,970*	74.2	10,690*
	130	67.5	13,040*	69.9	11,600*	72.1	10,430*
	140	65.5	12,640	67.9	11,270*	70.1	10,210*
	150	63.4	11,050	65.8	10,960*	68.0	10,000*
	160	61.3	9,680	63.7	9,680	65.8	9,700
	170	59.2	8,480	61.5	8,490	63.6	8,500
	180	57.0	7,430	59.3	7,440	61.4	7,460
	190	54.7	6,500	57.0	6,510	59.0	6,520
	200	52.4	5,670	54.7	5,680	56.6	5,690
	210	50.0	4,930	52.3	4,940	54.2	4,960
	220	47.5	4,260	49.7	4,270	51.6	4,290
	230	44.9	3,670	47.1	3,680	48.9	3,700
80' JIB & 240' BOOM	62	80.9	16,020*				
	70	79.5	15,620*				
	80	77.7	15,190*	80.1	13,270*		
	90	75.8	14,720*	78.2	12,940*	80.4	11,550*
	100	74.0	14,230*	76.3	12,640*	78.6	11,300*
	110	72.1	13,840*	74.4	12,350*	76.6	11,000*
	120	70.2	13,440*	72.5	12,030*	74.7	10,740*
	130	68.3	13,110*	70.6	11,720*	72.7	10,480*
	140	66.3	12,240	68.6	11,350*	70.8	10,260*

AMERICAN HOIST & DERRICK CO.
ST. PAUL, MINNESOTA 55107

#16HL JIB RATINGS FOR MODEL 8460 TRUCK CRANE
77 SPECIAL 900 TAPERED TIP BOOM
68,500 LBS. EXTENDED CWT - AMERICAN CARRIER

BOOM AND JIB LENGTH	JIB RADIUS (FEET)	5.0 DEG OFFSET		15.0 DEG OFFSET		25.0 DEG OFFSET	
		BOOM ANGLE	RATINGS (POUNDS)	BOOM ANGLE	RATINGS (POUNDS)	BOOM ANGLE	RATINGS (POUNDS)
80' JIB & 240' BOOM	150	64.3	10,650	66.6	10,660	68.7	10,050*
	160	62.3	9,270	64.6	9,280	66.7	9,300
	170	60.3	8,080	62.5	8,080	64.6	8,100
	180	58.2	7,030	60.4	7,040	62.4	7,050
	190	56.0	6,090	58.2	6,100	60.2	6,120
	200	53.8	5,260	56.0	5,270	57.9	5,290
	210	51.5	4,520	53.7	4,530	55.6	4,550
	220	49.1	3,850	51.3	3,860	53.1	3,880
	230	46.7	3,260	48.8	3,270	50.6	3,290
	240	44.1	2,720	46.3	2,730	48.0	2,750
80' JIB & 250' BOOM	64	80.9	15,540*				
	70	79.8	15,290*				
	80	78.0	14,840*	80.4	12,970*		
	90	76.3	14,430*	78.6	12,680*	80.7	11,230*
	100	74.5	13,980*	76.8	12,420*	78.9	11,060*
	110	72.6	13,570*	74.9	12,150*	77.1	10,880*
	120	70.8	13,230*	73.1	11,830*	75.2	10,330*
	130	69.0	12,840*	71.2	11,570*	73.3	9,700*
	140	67.1	11,980	69.3	11,360*	71.4	9,130*
	150	65.2	10,380	67.4	10,390	69.4	8,560*
	160	63.2	9,010	65.5	9,020	67.5	8,020*
	170	61.3	7,810	63.5	7,820	65.4	7,490*
	180	59.2	6,760	61.4	6,770	63.4	6,790
	190	57.2	5,830	59.4	5,840	61.3	5,850
	200	55.1	5,000	57.2	5,010	59.1	5,030
	210	52.9	4,260	55.0	4,270	56.9	4,290
	220	50.7	3,590	52.8	3,600	54.6	3,620
	230	48.3	3,000	50.4	3,010	52.2	3,020
	240	45.9	2,450	48.0	2,460	49.7	2,480
	250	43.4	1,950	45.5	1,960	47.1	1,980
80' JIB & 260' BOOM	65	81.0	15,430*				
	70	80.1	15,180*				
	80	78.4	14,770*	80.6	12,870*		
	90	76.7	14,340*	78.9	12,610*		
	100	74.9	13,910*	77.2	12,340*	79.3	10,390*
	110	73.2	13,530*	75.4	12,060*	77.5	9,770*
	120	71.4	12,730*	73.6	11,520*	75.7	9,190*
	130	69.6	11,800*	71.8	10,750*	73.8	8,580*
	140	67.8	10,990*	70.0	10,070*	72.0	7,970*

BOOM AND JIB LENGTH	JIB RADIUS (FEET)	5.0 DEG OFFSET		15.0 DEG OFFSET		25.0 DEG OFFSET	
		BOOM ANGLE	RATINGS (POUNDS)	BOOM ANGLE	RATINGS (POUNDS)	BOOM ANGLE	RATINGS (POUNDS)
80' JIB & 260' BOOM	150	65.9	10,000	68.1	9,390*	70.1	7,410*
	160	64.1	8,630	66.2	8,640	68.2	6,860*
	170	62.2	7,430	64.3	7,440	66.3	6,340*
	180	60.2	6,370	62.4	6,380	64.3	5,840*
	190	58.3	5,430	60.4	5,440	62.3	5,370*
	200	56.2	4,610	58.3	4,620	60.2	4,630
	210	54.2	3,870	56.3	3,870	58.1	3,890
	220	52.0	3,200	54.1	3,200	55.9	3,220
	230	49.8	2,590	51.9	2,600	53.6	2,610
	240	47.6	2,040	49.6	2,050	51.3	2,070
	250	45.2	1,550	47.2	1,560	48.8	1,580
	260	42.7	1,100	44.7	1,110	46.3	1,130
80' JIB & 270' BOOM	67	80.9	15,150*				
	70	80.4	15,030*				
	80	78.7	14,570*	80.9	12,780*		
	90	77.1	14,170*	79.2	12,480*		
	100	75.4	13,220*	77.5	11,830*	79.6	9,340*
	110	73.7	12,170*	75.8	11,010*	77.8	8,680*
	120	72.0	11,200*	74.1	10,190*	76.1	8,050*
	130	70.2	10,330*	72.4	9,460*	74.3	7,440*
	140	68.5	9,520*	70.6	8,750*	72.5	6,870*
	150	66.7	8,760*	68.8	8,050*	70.7	6,300*
	160	64.9	8,060*	67.0	7,440*	68.9	5,730*
	170	63.0	7,040	65.1	6,830*	67.0	5,230*
	180	61.2	5,980	63.3	5,990	65.1	4,720*
	190	59.3	5,040	61.3	5,050	63.2	4,230*
	200	57.3	4,210	59.4	4,220	61.2	3,780*
	210	55.4	3,460	57.4	3,470	59.2	3,360*
	220	53.3	2,800	55.3	2,810	57.1	2,820
	230	51.2	2,190	53.2	2,200	54.9	2,220
	240	49.1	1,640	51.0	1,650	52.7	1,670
	250	46.8	1,140	48.8	1,150	50.4	1,170
	260	44.5	690	46.4	700	48.0	720
90' JIB & 230' BOOM	63	80.9	13,050*				
	70	79.6	12,690*				
	80	77.8	12,210*	80.5	10,350*		
	90	76.0	11,810*	78.7	9,910*		
	100	74.1	11,340*	76.8	9,530*	79.3	8,270*
	110	72.2	10,810*	74.9	9,190*	77.4	8,010*

BOOM AND JIB LENGTH	JIB RADIUS (FEET)	5.0 DEG OFFSET		15.0 DEG OFFSET		25.0 DEG OFFSET	
		BOOM ANGLE	RATINGS (POUNDS)	BOOM ANGLE	RATINGS (POUNDS)	BOOM ANGLE	RATINGS (POUNDS)
90' JIB & 230' BOOM	120	70.3	10,350*	73.0	8,880*	75.5	7,780*
	130	68.4	9,900*	71.1	8,560*	73.5	7,590*
	140	66.5	9,540*	69.1	8,290*	71.5	7,400*
	150	64.5	9,170*	67.1	8,020*	69.5	7,210*
	160	62.5	8,850*	65.1	7,810*	67.4	7,060*
	170	60.4	8,550*	63.0	7,580*	65.3	6,910*
	180	58.3	7,490	60.9	7,400*	63.1	6,790*
	190	56.2	6,560	58.7	6,570	60.9	6,590
	200	53.9	5,730	56.5	5,740	58.6	5,760
	210	51.7	4,990	54.1	5,000	56.3	5,020
	220	49.3	4,320	51.8	4,330	53.9	4,350
	230	46.8	3,730	49.3	3,740	51.3	3,760
90' JIB & 240' BOOM	65	80.8	12,950*				
	70	80.0	12,720*				
	80	78.2	12,280*	80.8	10,410*		
	90	76.4	11,820*	79.0	9,970*		
	100	74.6	11,420*	77.2	9,600*	79.6	8,280*
	110	72.8	10,940*	75.4	9,240*	77.8	8,050*
	120	71.0	10,490*	73.5	8,920*	75.9	7,820*
	130	69.1	10,040*	71.7	8,610*	74.0	7,620*
	140	67.2	9,650*	69.8	8,360*	72.1	7,430*
	150	65.3	9,290*	67.8	8,090*	70.2	7,240*
	160	63.4	8,940*	65.9	7,870*	68.2	7,090*
	170	61.4	8,140	63.9	7,640*	66.1	6,930*
	180	59.4	7,090	61.9	7,100	64.1	6,790*
	190	57.3	6,160	59.8	6,170	62.0	6,190
	200	55.2	5,320	57.7	5,330	59.8	5,350
	210	53.0	4,580	55.5	4,590	57.6	4,610
	220	50.8	3,910	53.2	3,920	55.3	3,940
	230	48.5	3,320	50.9	3,330	52.9	3,350
	240	46.1	2,770	48.4	2,780	50.4	2,800
90' JIB & 250' BOOM	66	80.9	12,690*				
	70	80.3	12,500*				
	80	78.5	12,080*				
	90	76.8	11,680*	79.3	10,020*		
	100	75.1	11,310*	77.6	9,660*	80.0	8,290*
	110	73.3	10,950*	75.8	9,290*	78.2	8,050*
	120	71.5	10,600*	74.0	8,970*	76.4	7,810*
	130	69.8	10,150*	72.2	8,690*	74.5	7,620*

AMERICAN HOIST & DERRICK CO.
ST. PAUL, MINNESOTA 55107

#16HL JIB RATINGS FOR MODEL 8460 TRUCK CRANE
77 SPECIAL 900 TAPERED TIP BOOM
68,500 LBS. EXTENDED CWT - AMERICAN CARRIER

BOOM AND JIB LENGTH	JIB RADIUS (FEET)	5.0 DEG OFFSET		15.0 DEG OFFSET		25.0 DEG OFFSET	
		BOOM ANGLE	RATINGS (POUNDS)	BOOM ANGLE	RATINGS (POUNDS)	BOOM ANGLE	RATINGS (POUNDS)
90' JIB & 250' BOOM	140	67.9	9,740*	70.4	8,410*	72.7	7,430*
	150	66.1	9,380*	68.6	8,150*	70.8	7,270*
	160	64.2	9,060*	66.7	7,930*	68.9	7,110*
	170	62.3	7,880	64.8	7,710*	66.9	6,960*
	180	60.4	6,830	62.8	6,840	65.0	6,640*
	190	58.4	5,890	60.8	5,900	62.9	5,920
	200	56.4	5,070	58.8	5,080	60.9	5,100
	210	54.3	4,330	56.7	4,340	58.7	4,350
	220	52.2	3,660	54.5	3,660	56.5	3,680
	230	50.0	3,050	52.3	3,060	54.3	3,080
	240	47.7	2,500	50.0	2,510	51.9	2,530
	250	45.3	2,010	47.6	2,020	49.5	2,040
90' JIB & 260' BOOM	68	80.9	12,570*				
	70	80.5	12,480*				
	80	78.9	12,070*				
	90	77.2	11,710*	79.7	10,030*		
	100	75.5	11,290*	78.0	9,660*	80.3	8,300*
	110	73.8	10,960*	76.2	9,350*	78.5	8,060*
	120	72.1	10,600*	74.5	9,010*	76.8	7,850*
	130	70.4	10,240*	72.8	8,730*	75.0	7,650*
	140	68.6	9,840*	71.0	8,450*	73.2	7,450*
	150	66.8	9,480*	69.2	8,180*	71.4	7,020*
	160	65.0	8,690	67.4	7,950*	69.6	6,520*
	170	63.2	7,490	65.5	7,500	67.7	6,040*
	180	61.3	6,440	63.7	6,450	65.8	5,580*
	190	59.4	5,500	61.8	5,510	63.8	5,110*
	200	57.5	4,670	59.8	4,680	61.8	4,680*
	210	55.5	3,930	57.8	3,940	59.8	3,960
	220	53.5	3,260	55.7	3,270	57.7	3,290
	230	51.4	2,650	53.6	2,660	55.6	2,680
	240	49.2	2,100	51.4	2,110	53.3	2,130
	250	47.0	1,600	49.2	1,620	51.0	1,640
	260	44.6	1,150	46.8	1,160	48.6	1,190
90' JIB & 270' BOOM	69	81.0	12,470*				
	70	80.8	12,450*				
	80	79.2	12,030*				
	90	77.6	11,630*	80.0	10,030*		
	100	75.9	11,260*	78.3	9,720*	80.6	8,300*
	110	74.3	10,920*	76.6	9,390*	78.9	8,060*

BOOM AND JIB LENGTH	JIB RADIUS (FEET)	5.0 DEG OFFSET		15.0 DEG OFFSET		25.0 DEG OFFSET	
		BOOM ANGLE	RATINGS (POUNDS)	BOOM ANGLE	RATINGS (POUNDS)	BOOM ANGLE	RATINGS (POUNDS)
90' JIB & 270' BOOM	120	72.6	10,560*	75.0	9,050*	77.2	7,600*
	130	70.9	9,970*	73.3	8,780*	75.5	7,050*
	140	69.2	9,200*	71.6	8,370*	73.7	6,510*
	150	67.5	8,460*	69.8	7,730*	72.0	5,960*
	160	65.8	7,770*	68.1	7,120*	70.2	5,470*
	170	64.0	7,110	66.3	6,550*	68.4	4,960*
	180	62.2	6,050	64.5	6,000*	66.5	4,500*
	190	60.4	5,110	62.6	5,120	64.7	4,050*
	200	58.5	4,280	60.8	4,290	62.8	3,620*
	210	56.6	3,540	58.8	3,540	60.8	3,210*
	220	54.6	2,860	56.9	2,870	58.8	2,810*
	230	52.6	2,250	54.9	2,260	56.7	2,280
	240	50.6	1,700	52.8	1,710	54.6	1,730
	250	48.5	1,200	50.6	1,210	52.4	1,230
	260	46.3	750	48.4	760	50.2	780
100' JIB & 250' BOOM	69	80.8	9,970*				
	70	80.7	9,920*				
	80	79.0	9,340*				
	90	77.3	8,850*	80.1	7,120*		
	100	75.7	8,410*	78.4	6,830*	81.0	5,750*
	110	74.0	7,980*	76.7	6,530*	79.2	5,550*
	120	72.2	7,580*	74.9	6,270*	77.5	5,370*
	130	70.5	7,240*	73.2	6,040*	75.7	5,190*
	140	68.7	6,910*	71.4	5,830*	73.9	5,040*
	150	67.0	6,620*	69.6	5,620*	72.1	4,890*
	160	65.2	6,350*	67.8	5,440*	70.2	4,780*
	170	63.3	6,130*	66.0	5,270*	68.4	4,660*
	180	61.5	5,890*	64.1	5,120*	66.5	4,560*
	190	59.6	5,690*	62.2	4,980*	64.5	4,470*
	200	57.6	5,130	60.2	4,840*	62.5	4,380*
	210	55.6	4,390	58.2	4,400	60.5	4,310*
	220	53.6	3,720	56.1	3,730	58.4	3,750
	230	51.5	3,120	54.0	3,130	56.2	3,150
	240	49.3	2,570	51.8	2,580	54.0	2,600
	250	47.1	2,060	49.6	2,080	51.7	2,100

AMERICAN HOIST & DERRICK CO.
ST. PAUL, MINNESOTA 55107

#16HL JIB RATINGS FOR MODEL 8460 TRUCK CRANE
77 SPECIAL 900 TAPERED TIP BOOM
68,500 LBS. EXTENDED CWT - AMERICAN CARRIER

BOOM AND JIB LENGTH	JIB RADIUS (FEET)	5.0 DEG OFFSET		15.0 DEG OFFSET		25.0 DEG OFFSET	
		BOOM ANGLE	RATINGS (POUNDS)	BOOM ANGLE	RATINGS (POUNDS)	BOOM ANGLE	RATINGS (POUNDS)
100'	70	80.9	9,980*				
JIB	80	79.3	9,400*				
&	90	77.7	8,900*	80.4	7,140*		
260'	100	76.1	8,450*	78.7	6,850*		
BOOM	110	74.4	8,040*	77.1	6,570*	79.5	5,540*
	120	72.7	7,670*	75.4	6,320*	77.8	5,350*
	130	71.1	7,310*	73.7	6,060*	76.1	5,200*
	140	69.4	7,010*	72.0	5,870*	74.4	5,050*
	150	67.6	6,710*	70.2	5,660*	72.6	4,900*
	160	65.9	6,420*	68.5	5,480*	70.8	4,780*
	170	64.1	6,180*	66.7	5,310*	69.0	4,660*
	180	62.3	5,960*	64.9	5,160*	67.2	4,570*
	190	60.5	5,570	63.0	5,010*	65.3	4,470*
	200	58.6	4,740	61.2	4,750	63.4	4,380*
	210	56.7	4,000	59.2	4,010	61.5	4,020
	220	54.8	3,320	57.3	3,330	59.4	3,350
	230	52.8	2,720	55.2	2,730	57.4	2,750
	240	50.7	2,170	53.2	2,180	55.3	2,200
	250	48.6	1,670	51.0	1,680	53.1	1,710
	260	46.4	1,220	48.8	1,230	50.8	1,250

These ratings comply with ANSI B30.5 Code. They are applicable only when the crane is used in accordance with good operating practice, including the limitations shown on sheet 3499 of the Operator's Manual.

Ratings for truck or wagon mounted machines are with outriggers extended and set.

Do not make a lift over the front of a truck crane, either with or without outriggers unless equipped with a front outrigger. If such a lift is unavoidable, consult American Hoist for special instructions and reduced ratings. See back of sheet 3499 of Operator's Manual for definition of working areas on various types of cranes.

Ratings are in pounds and do not exceed 85% of the load which would cause tipping at the given radii, with crane standing level on a firm uniformly supporting surface.

Asterisk (*) areas on this chart indicate ratings which are limited by strength of material or factors other than stability.

" JIB RADIUS IN FEET " is the horizontal distance at ground level from the center pin to a vertical line through the center of gravity of the suspended load.

The weight of all suspended blocks, slings, or other load carrying devices including those at the main fall, are considered part of the jib load. The weight of standard hoisting ropes for the rating at a given radii has been calculated as part of the jib point dead load and need not be considered in determining net allowable loads.

Ratings shown on this chart make no allowance for such factors as the effect of freely suspended loads, wind, ground conditions, inflation of rubber tires and operating speeds. The user, therefore, shall reduce ratings in order to take these conditions into account.

When using the main boom fall with the jib in place, the main fall ratings must be reduced by the jib effective weight shown in the table below, and the weight of all suspended blocks, slings, etc., at the main fall and twice the weight of any such devices at the jib fall. All load carrying devices are considered part of the load.

Jib backstay line is .875 inch diameter wire rope with a minimum breaking strength of 69,200 pounds.

Whipline is 1.0 inch diameter 6 x 25, P, RRL, FW, IPS IWRC wire rope with a minimum breaking strength of 89,800 pounds.

AMERICAN HOIST & DERRICK CO.
ST. PAUL, MINNESOTA 55107

#16HL JIB RATINGS FOR MODEL 8460 TRUCK CRANE
77 SPECIAL 900 TAPERED TIP BOOM
68,500 LBS. EXTENDED CWT - AMERICAN CARRIER

" Combinations of boom or boom and jib with a total length exceeding 350' can be operated at full rated capacity only in wind speeds of 15 mph or less. If lifts are to be performed in winds between 15 mph and 25 mph, ratings must be reduced 10%. No operation of the above combinations should be attempted in wind speeds over 25 mph. The above limitations do not take into account loads excessive surfaces areas which are not restrained by tag lines. "

ERECTION

TRUCK-WAGON - Over End or Over Side
Erection over the rear or over side with A-frame fully raised, outriggers extended and set. Blocks, slings and other load carrying devices must be on the ground during erection.

OVER END

BOOM LENGTH IN FEET	JIB LENGTH IN FEET	JIB
280	0	16HL
270	0	
260	40	
250	80	
240	90	

OVER SIDE

BOOM LENGTH IN FEET	JIB LENGTH IN FEET	JIB
260	0	16HL
250	0	
240	60	
230	90	

OVER END

With 18,000 Lbs. Front Bumper Counterweight

BOOM LENGTH IN FEET	JIB LENGTH IN FEET	JIB
280	0	16HL
270	90	
260	100	

PRINTED IN U.S.A.
10:34:53-08-01-83

PAGE 35 OF 37

SHEET J8460.21

AMERICAN HOIST & DERRICK CO. #16HL JIB RATINGS FOR MODEL 8460 TRUCK CRANE
 ST. PAUL, MINNESOTA 55107 77 SPECIAL 900 TAPERED TIP BOOM
 68,500 LBS. EXTENDED CWT - AMERICAN CARRIER

BOOM COMPOSITION CHART

BOOM SECTIONS

BOOM LENGTH FEET	30' 77S INNER	10' 77S CENTER	20' 77S CENTER	50' 77L CENTER	40' 77S CENTER	30' 77S OUTER
100	1	0	0	0	1	1
110	1	1	0	0	1	1
120	1	0	1	0	1	1
130	1	1	1	0	1	1
140	1	0	2	0	1	1
150	1	0	0	1	1	1
160	1	1	0	1	1	1
170	1	0	1	1	1	1
180	1	1	1	1	1	1
190	1	0	2	1	1	1
200	1	0	0	2	1	1
210	1	1	0	2	1	1
220	1	0	1	2	1	1
230	1	1	1	2	1	1
240	1	0	2	2	1	1
250	1	0	0	3	1	1
260	1	1	0	3	1	1
270	1	0	1	3	1	1

LOAD HOISTING INFORMATION

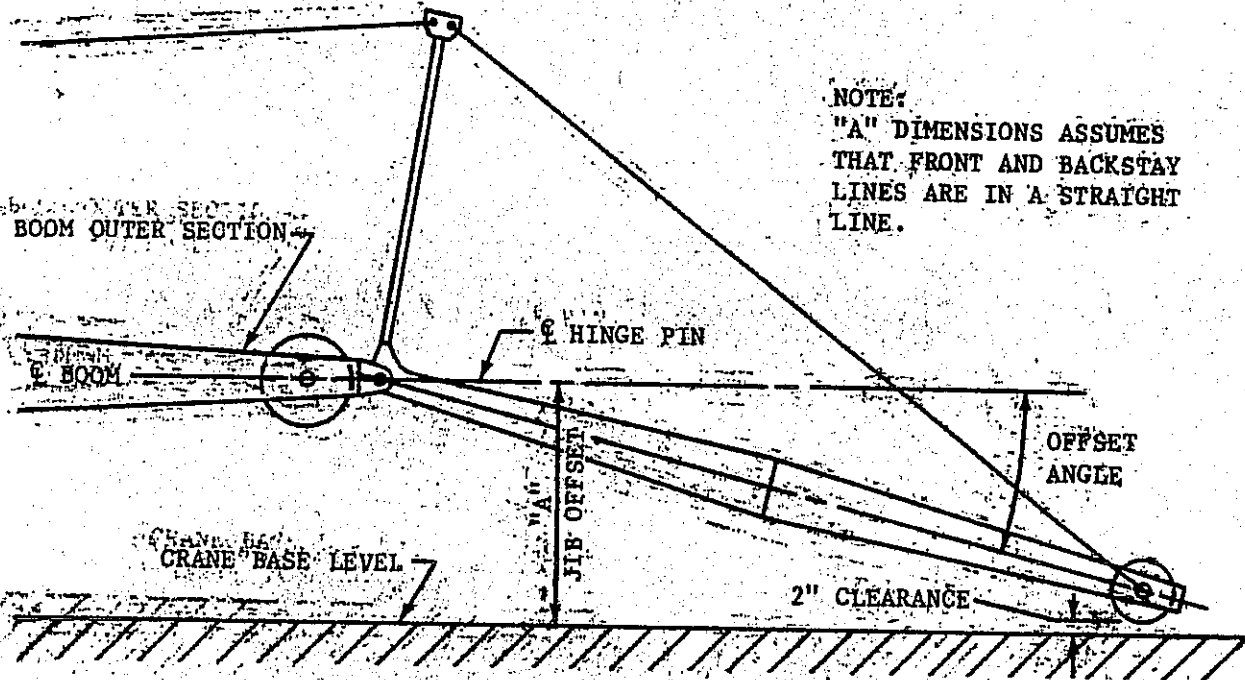
MAXIMUM LIFTING CAPACITY - LBS.	MINIMUM PARTS OF LINE	MAXIMUM HOISTING DISTANCE IN FEET R.H. DRUM C.L.L. L.H. DRUM
32,000	2	420
25,650	1	840
		295
		590

ALL RATINGS ARE BASED ON COUNTERWEIGHT BEING EXTENDED TO ITS
 NORMAL OPERATING POSITION.

JIB COMPOSITION CHART

JIB SECTIONS

JIB LENGTH FEET	20' 32' INNER	10' 32' CENTER	20' 32' CENTER	20' 32' OUTER	EFF. JIB WEIGHT LBS.	JIB OFFSET "A" IN FEET		
						5 DEG.	15 DEG.	25 DEG.
40	1	0	0	1	1,500	4.8	10.2	15.1
50	1	1	0	1	2,050	5.7	12.1	18.3
60	1	0	1	1	2,600	6.5	13.8	21.2
70	1	1	1	1	3,150	7.1	15.9	24.3
80	1	0	2	1	3,700	7.8	17.7	27.3
90	1	1	2	1	4,350	8.3	19.6	30.6
100	1	0	3	1	4,950	9.0	21.3	33.5



*** OUTRIGGERS EXTENDED & SET

BOOM AND JIB LENGTH	JIB RADIUS (FEET)	5.0 DEG OFFSET		15.0 DEG OFFSET		25.0 DEG OFFSET	
		BOOM ANGLE	RATINGS (POUNDS)	BOOM ANGLE	RATINGS (POUNDS)	BOOM ANGLE	RATINGS (POUNDS)
40' JIB & 100' BOOM	31	80.6	32,000*				
	35	79.0	32,000*				
	40	76.9	32,000*				
	50	72.7	32,000*	79.6	32,000*		
	60	68.3	32,000*	75.4	32,000*		
	70	63.9	32,000*	71.0	32,000*	77.9	31,680*
	80	59.2	32,000*	66.5	31,930*	73.5	28,390*
	90	54.3	30,500*	61.8	28,990*	68.9	25,810*
	100	49.0	27,560*	56.8	26,530*	64.1	23,790*
				51.5	24,530*	59.0	22,130*
						53.6	20,670*
40' JIB & 110' BOOM	32	80.9	32,000*				
	35	79.7	32,000*				
	40	77.8	32,000*				
	50	73.9	32,000*	80.3	32,000*		
	60	69.8	32,000*	76.4	32,000*	78.7	32,000*
	70	65.7	32,000*	72.3	32,000*	74.6	29,190*
	80	61.4	32,000*	68.2	32,000*	70.4	26,650*
	90	57.0	31,850	63.9	30,190*	66.1	24,490*
	100	52.3	27,590	59.4	27,700*	61.5	22,820*
	110	47.2	24,180	54.6	25,670*	56.6	21,390*
				49.5	23,930*	51.4	20,200*
40' JIB & 120' BOOM	34	80.7	32,000*				
	35	80.4	32,000*				
	40	78.5	32,000*				
	50	74.9	32,000*	80.9	32,000*		
	60	71.1	32,000*	77.2	32,000*	79.5	32,000*
	70	67.3	32,000*	73.5	32,000*	75.7	29,840*
	80	63.4	32,000*	69.6	32,000*	71.8	27,380*
	90	59.3	31,460	65.7	31,310*	67.7	25,250*
	100	55.0	27,180	61.5	28,740*	63.5	23,530*
	110	50.5	23,780	57.2	26,660*	59.2	22,080*
	120	45.6	21,010	52.7	23,790	54.5	20,890*
				47.7	21,010	49.5	19,870*
40' JIB & 130' BOOM	35	80.9	32,000*				
	40	79.2	32,000*				
	50	75.8	32,000*				
	60	72.3	32,000*	78.0	32,000*	80.1	32,000*
	70	68.7	32,000*	74.5	32,000*	76.6	30,540*
	80	65.1	32,000*	70.9	32,000*	72.9	27,990*
	90	61.3	31,350	67.2	32,000*	69.2	25,910*
	100	57.3	27,080	63.4	29,770*	65.3	24,140*
				59.5	27,080	61.3	22,660*

*** OUTRIGGERS EXTENDED & SET

BOOM AND JIB LENGTH	JIB RADIUS (FEET)	5.0 DEG OFFSET		15.0 DEG OFFSET		25.0 DEG OFFSET	
		BOOM ANGLE	RATINGS (POUNDS)	BOOM ANGLE	RATINGS (POUNDS)	BOOM ANGLE	RATINGS (POUNDS)
40'	110	53.2	23,670	55.3	23,680	57.1	21,460*
JIB	120	48.9	20,910	50.9	20,910	52.6	20,410*
&	130	44.2	18,600	46.1	18,610	47.7	18,620
130'							
BOOM							
40'	37	80.8	32,000*				
JIB	40	79.8	32,000*				
&	50	76.6	32,000*	78.7	32,000*	80.7	32,000*
140'	60	73.3	32,000*	75.4	32,000*	77.3	31,070*
BOOM	70	70.0	32,000*	72.0	32,000*	73.9	28,620*
	80	66.5	32,000*	68.6	32,000*	70.4	26,560*
	90	63.0	30,970	65.0	30,810*	66.9	24,730*
	100	59.4	26,690	61.4	26,700	63.1	23,280*
	110	55.6	23,290	57.6	23,290	59.3	22,000*
	120	51.6	20,510	53.5	20,510	55.2	20,520
	130	47.4	18,200	49.3	18,200	50.8	18,210
	140	42.8	16,260	44.7	16,260	46.1	16,270
40'	38	81.0	32,000*				
JIB	40	80.4	32,000*				
&	50	77.3	32,000*	79.3	32,000*		
150'	60	74.2	32,000*	76.2	32,000*	78.0	31,710*
BOOM	70	71.1	32,000*	73.0	32,000*	74.8	29,210*
	80	67.8	32,000*	69.8	32,000*	71.6	27,130*
	90	64.5	30,590	66.5	30,590	68.2	25,390*
	100	61.1	26,310	63.0	26,310	64.7	23,850*
	110	57.6	22,900	59.5	22,910	61.2	22,570*
	120	54.0	20,120	55.8	20,120	57.4	20,130
	130	50.1	17,810	51.9	17,810	53.5	17,820
	140	46.0	15,860	47.8	15,870	49.3	15,880
	150	41.6	14,200	43.4	14,210	44.7	14,220
40'	40	80.8	32,000*				
JIB	50	77.9	32,000*	79.8	32,000*		
&	60	75.0	32,000*	76.9	32,000*	78.7	32,000*
160'	70	72.0	32,000*	73.9	32,000*	75.6	29,710*
BOOM	80	69.0	32,000*	70.9	32,000*	72.5	27,660*
	90	65.9	30,190	67.7	30,190	69.4	25,880*
	100	62.7	25,910	64.5	25,910	66.2	24,440*
	110	59.4	22,490	61.2	22,490	62.8	22,500

*** OUTRIGGERS EXTENDED & SET

BOOM AND JIB LENGTH	JIB RADIUS (FEET)	5.0 DEG OFFSET		15.0 DEG OFFSET		25.0 DEG OFFSET	
		BOOM ANGLE	RATINGS (POUNDS)	BOOM ANGLE	RATINGS (POUNDS)	BOOM ANGLE	RATINGS (POUNDS)
40' JIB & 160' BOOM	120	56.0	19,700	57.8	19,710	59.3	19,720
	130	52.5	17,390	54.2	17,400	55.7	17,410
	140	48.8	15,440	50.5	15,450	51.9	15,460
	150	44.8	13,780	46.5	13,780	47.8	13,790
	160	40.5	12,340	42.1	12,350	43.4	12,360
40' JIB & 170' BOOM	42	80.7	32,000*				
	50	78.5	32,000*	80.3	32,000*		
	60	75.7	32,000*	77.5	32,000*	79.2	32,000*
	70	72.9	32,000*	74.7	32,000*	76.4	30,260*
	80	70.0	32,000*	71.8	32,000*	73.4	28,170*
	90	67.1	29,800	68.9	29,800	70.5	26,440*
	100	64.1	25,510	65.9	25,510	67.4	24,900*
	110	61.0	22,090	62.8	22,090	64.3	22,100
	120	57.9	19,290	59.6	19,290	61.0	19,300
	130	54.6	16,970	56.2	16,980	57.7	16,990
	140	51.1	15,020	52.8	15,030	54.1	15,040
	150	47.5	13,360	49.1	13,360	50.4	13,370
	160	43.6	11,910	45.2	11,920	46.5	11,930
	170	39.5	10,670	41.0	10,670	42.2	10,690
40' JIB & 180' BOOM	43	80.9	32,000*				
	50	79.1	32,000*	80.8	32,000*		
	60	76.4	32,000*	78.1	32,000*	79.7	32,000*
	70	73.7	32,000*	75.4	32,000*	77.0	30,650*
	80	71.0	32,000*	72.7	32,000*	74.2	28,680*
	90	68.2	29,600	69.9	29,600	71.4	26,970*
	100	65.4	25,320	67.0	25,320	68.5	25,330
	110	62.5	21,890	64.1	21,900	65.6	21,910
	120	59.5	19,110	61.1	19,110	62.5	19,120
	130	56.4	16,790	58.0	16,790	59.4	16,800
	140	53.2	14,840	54.8	14,840	56.1	14,850
	150	49.9	13,170	51.4	13,170	52.7	13,180
	160	46.3	11,730	47.9	11,740	49.1	11,750
	170	42.6	10,480	44.1	10,490	45.2	10,500
	180	38.5	9,380	40.0	9,390	41.0	9,400

*** OUTRIGGERS EXTENDED & SET

BOOM AND JIB LENGTH	JIB RADIUS (FEET)	5.0 DEG OFFSET		15.0 DEG OFFSET		25.0 DEG OFFSET	
		BOOM ANGLE	RATINGS (POUNDS)	BOOM ANGLE	RATINGS (POUNDS)	BOOM ANGLE	RATINGS (POUNDS)
40' JIB & 190' BOOM	45	80.8	32,000*				
	50	79.5	32,000*				
	60	77.0	32,000*	78.6	32,000*	80.2	32,000*
	70	74.4	32,000*	76.1	32,000*	77.6	31,170*
	80	71.8	32,000*	73.5	32,000*	75.0	29,130*
	90	69.2	29,220	70.8	29,220	72.3	27,380*
	100	66.5	24,920	68.1	24,930	69.5	24,940
	110	63.8	21,500	65.3	21,510	66.8	21,510
	120	60.9	18,710	62.5	18,720	63.9	18,730
	130	58.0	16,400	59.6	16,400	60.9	16,410
	140	55.1	14,440	56.6	14,440	57.9	14,450
	150	51.9	12,770	53.4	12,770	54.7	12,780
	160	48.7	11,320	50.2	11,330	51.4	11,340
	170	45.2	10,070	46.7	10,070	47.9	10,080
	180	41.6	8,970	43.0	8,970	44.1	8,980
	190	37.6	8,000	39.0	8,010	40.0	8,020
40' JIB & 200' BOOM	46	80.9	32,000*				
	50	80.0	32,000*				
	60	77.5	32,000*	79.1	32,000*	80.6	32,000*
	70	75.1	32,000*	76.7	32,000*	78.1	31,550*
	80	72.6	32,000*	74.2	32,000*	75.6	29,540*
	90	70.1	28,840	71.6	28,840	73.1	27,870*
	100	67.5	24,540	69.1	24,550	70.5	24,560
	110	64.9	21,110	66.5	21,120	67.8	21,120
	120	62.3	18,320	63.8	18,320	65.1	18,330
	130	59.5	16,000	61.0	16,010	62.3	16,010
	140	56.7	14,040	58.2	14,040	59.5	14,050
	150	53.8	12,360	55.3	12,370	56.5	12,380
	160	50.8	10,920	52.2	10,930	53.4	10,940
	170	47.6	9,660	49.0	9,670	50.1	9,680
	180	44.2	8,560	45.6	8,570	46.7	8,580
	190	40.7	7,580	42.0	7,590	43.0	7,600
	200	36.8	6,720	38.1	6,730	39.0	6,740
40' JIB & 210' BOOM	48	80.8	32,000*				
	50	80.4	32,000*				
	60	78.0	32,000*	79.6	32,000*	81.0	32,000*
	70	75.7	32,000*	77.2	32,000*	78.6	32,000*
	80	73.3	32,000*	74.8	32,000*	76.2	30,020*
	90	70.9	28,440	72.4	28,440	73.8	28,240*

*** OUTRIGGERS EXTENDED & SET

BOOM AND JIB LENGTH	JIB RADIUS (FEET)	5.0 DEG OFFSET		15.0 DEG OFFSET		25.0 DEG OFFSET	
		BOOM ANGLE	RATINGS (POUNDS)	BOOM ANGLE	RATINGS (POUNDS)	BOOM ANGLE	RATINGS (POUNDS)
40' JIB & 210' BOOM	100	68.5	24,140	70.0	24,150	71.3	24,160
	110	66.0	20,710	67.5	20,710	68.8	20,720
	120	63.5	17,910	64.9	17,910	66.2	17,920
	130	60.9	15,590	62.3	15,590	63.6	15,600
	140	58.2	13,620	59.6	13,630	60.9	13,630
	150	55.5	11,950	56.9	11,950	58.1	11,960
	160	52.6	10,500	54.0	10,510	55.2	10,520
	170	49.7	9,240	51.0	9,250	52.1	9,260
	180	46.6	8,130	47.9	8,130	49.0	8,140
	190	43.3	7,160	44.6	7,160	45.6	7,170
	200	39.8	6,290	41.1	6,300	42.0	6,310
	210	36.0	5,520	37.3	5,520	38.1	5,540
40' JIB & 220' BOOM	49	81.0	32,000*				
	50	80.7	32,000*				
	60	78.5	32,000*	80.0	32,000*		
	70	76.3	32,000*	77.7	32,000*	79.1	32,000*
	80	74.0	32,000*	75.4	32,000*	76.8	30,370*
	90	71.7	28,050	73.1	28,050	74.4	28,060
	100	69.4	23,740	70.8	23,750	72.1	23,760
	110	67.0	20,310	68.4	20,310	69.7	20,320
	120	64.6	17,510	66.0	17,510	67.2	17,520
	130	62.1	15,180	63.5	15,180	64.7	15,190
	140	59.6	13,210	60.9	13,210	62.1	13,220
	150	57.0	11,530	58.3	11,540	59.5	11,540
	160	54.3	10,090	55.6	10,090	56.8	10,100
	170	51.5	8,820	52.8	8,820	53.9	8,830
	180	48.6	7,710	49.9	7,710	51.0	7,720
	190	45.6	6,730	46.9	6,740	47.9	6,750
	200	42.4	5,860	43.7	5,870	44.6	5,880
	210	39.0	5,090	40.2	5,090	41.1	5,100
	220	35.3	4,390	36.5	4,390	37.3	4,410
40' JIB & 230' BOOM	51	80.9	32,000*				
	60	78.9	32,000*	80.4	32,000*		
	70	76.8	32,000*	78.2	32,000*	79.5	32,000*
	80	74.6	32,000*	76.0	32,000*	77.3	30,670*
	90	72.4	27,800	73.8	27,810	75.0	27,810
	100	70.1	23,490	71.5	23,500	72.8	23,510
	110	67.9	20,070	69.2	20,070	70.5	20,080
	120	65.6	17,270	66.9	17,270	68.1	17,280

*** OUTRIGGERS EXTENDED & SET

BOOM AND JIB LENGTH	JIB RADIUS (FEET)	5.0 DEG OFFSET		15.0 DEG OFFSET		25.0 DEG OFFSET	
		BOOM ANGLE	RATINGS (POUNDS)	BOOM ANGLE	RATINGS (POUNDS)	BOOM ANGLE	RATINGS (POUNDS)
40' JIB & 230' BOOM	130	63.2	14,930	64.6	14,940	65.7	14,950
	140	60.8	12,970	62.1	12,980	63.3	12,990
	150	58.3	11,300	59.7	11,300	60.8	11,310
	160	55.8	9,850	57.1	9,860	58.2	9,870
	170	53.2	8,590	54.5	8,590	55.6	8,600
	180	50.5	7,480	51.8	7,480	52.8	7,490
	190	47.7	6,490	48.9	6,500	49.9	6,510
	200	44.7	5,630	45.9	5,630	46.9	5,640
	210	41.6	4,850	42.8	4,850	43.7	4,870
	220	38.2	4,140	39.4	4,150	40.2	4,160
	230	34.6	3,530	35.7	3,530	36.5	3,550
40' JIB & 240' BOOM	52	81.0	32,000*				
	60	79.3	32,000*	80.7	32,000*		
	70	77.3	32,000*	78.6	31,180*	79.9	29,640*
	80	75.2	30,760*	76.5	29,670*	77.7	28,370*
	90	73.0	27,420	74.4	27,430	75.6	27,010*
	100	70.9	23,120	72.2	23,120	73.4	23,130
	110	68.7	19,680	70.0	19,680	71.2	19,690
	120	66.5	16,880	67.8	16,880	69.0	16,890
	130	64.2	14,540	65.5	14,550	66.7	14,560
	140	61.9	12,580	63.2	12,590	64.4	12,600
	150	59.6	10,890	60.9	10,900	62.0	10,910
	160	57.2	9,450	58.5	9,450	59.5	9,460
	170	54.7	8,180	56.0	8,190	57.0	8,200
	180	52.2	7,070	53.4	7,080	54.4	7,090
	190	49.5	6,080	50.7	6,090	51.7	6,100
	200	46.7	5,220	47.9	5,220	48.9	5,230
	210	43.8	4,430	45.0	4,440	45.9	4,450
	220	40.8	3,720	41.9	3,730	42.8	3,740
	230	37.5	3,100	38.6	3,110	39.4	3,120
	240	34.0	2,530	35.0	2,540	35.7	2,560
40' JIB & 250' BOOM	54	80.9	32,000*				
	60	79.7	32,000*				
	70	77.7	29,960*	79.0	28,600*	80.2	27,230*
	80	75.7	28,000*	77.0	27,000*	78.2	25,870*
	90	73.6	26,250*	74.9	25,420*	76.1	24,610*
	100	71.6	22,730	72.9	22,730	74.0	22,740
	110	69.5	19,290	70.7	19,290	71.9	19,300
	120	67.3	16,480	68.6	16,490	69.8	16,500

*** OUTRIGGERS EXTENDED & SET

BOOM AND JIB LENGTH	JIB RADIUS (FEET)	5.0 DEG OFFSET		15.0 DEG OFFSET		25.0 DEG OFFSET	
		BOOM ANGLE	RATINGS (POUNDS)	BOOM ANGLE	RATINGS (POUNDS)	BOOM ANGLE	RATINGS (POUNDS)
40' JIB & 250' BOOM	130	65.2	14,150	66.4	14,160	67.6	14,160
	140	63.0	12,180	64.2	12,180	65.3	12,190
	150	60.8	10,500	62.0	10,500	63.1	10,510
	160	58.5	9,040	59.7	9,050	60.7	9,060
	170	56.1	7,780	57.3	7,780	58.3	7,790
	180	53.7	6,660	54.9	6,670	55.9	6,680
	190	51.2	5,670	52.4	5,680	53.3	5,690
	200	48.6	4,800	49.8	4,810	50.7	4,820
	210	45.9	4,020	47.0	4,030	47.9	4,040
	220	43.0	3,320	44.2	3,320	45.0	3,340
	230	40.0	2,680	41.1	2,690	41.9	2,700
	240	36.8	2,110	37.9	2,120	38.6	2,130
	250	33.3	1,590	34.4	1,600	35.0	1,610
40' JIB & 260' BOOM	56	80.8	30,360*				
	60	80.1	29,530*				
	70	78.1	27,560*	79.4	26,330*	80.6	25,090*
	80	76.2	25,670*	77.4	24,720*	78.6	23,810*
	90	74.2	23,940*	75.4	23,230*	76.6	22,580*
	100	72.2	22,370*	73.4	21,860*	74.6	21,260*
	110	70.2	19,370	71.4	19,370	72.5	19,380
	120	68.1	16,560	69.4	16,570	70.5	16,580
	130	66.1	14,220	67.3	14,220	68.4	14,230
	140	64.0	12,250	65.2	12,250	66.2	12,260
	150	61.8	10,570	63.0	10,570	64.1	10,580
	160	59.6	9,110	60.8	9,110	61.8	9,120
	170	57.4	7,840	58.6	7,850	59.6	7,860
	180	55.1	6,730	56.2	6,730	57.2	6,740
	190	52.7	5,740	53.9	5,740	54.8	5,750
	200	50.3	4,870	51.4	4,870	52.3	4,880
	210	47.7	4,080	48.8	4,080	49.7	4,090
	220	45.1	3,360	46.2	3,370	47.0	3,380
	230	42.3	2,730	43.4	2,740	44.2	2,750
	240	39.3	2,160	40.4	2,160	41.1	2,180
	250	36.2	1,640	37.2	1,640	37.9	1,660
	260	32.8	1,170	33.7	1,180	34.4	1,190

*** OUTRIGGERS EXTENDED & SET

BOOM AND JIB LENGTH	JIB RADIUS (FEET)	5.0 DEG OFFSET		15.0 DEG OFFSET		25.0 DEG OFFSET	
		BOOM ANGLE	RATINGS (POUNDS)	BOOM ANGLE	RATINGS (POUNDS)	BOOM ANGLE	RATINGS (POUNDS)
40' JIB & 270' BOOM	57	80.9	27,520*				
	60	80.4	26,900*				
	70	78.5	24,860*				
	80	76.6	23,040*	79.7	23,900*	80.9	22,830*
	90	74.7	21,430*	77.8	22,360*	79.0	21,570*
	100	72.8	19,860*	75.9	20,850*	77.0	20,270*
	110	70.8	18,540*	74.0	19,460*	75.1	19,040*
	120	68.9	16,150	72.0	18,200*	73.1	17,860*
	130	66.9	13,820	70.1	16,160	71.1	16,170
	140	64.9	11,850	68.1	13,820	69.1	13,830
	150	62.8	10,160	66.0	11,850	67.1	11,860
	160	60.7	8,710	64.0	10,160	65.0	10,170
	170	58.6	7,430	61.9	8,710	62.9	8,720
	180	56.4	6,310	59.7	7,430	60.7	7,440
	190	54.1	5,320	57.5	6,320	58.5	6,330
	200	51.8	4,450	55.2	5,320	56.2	5,330
	210	49.4	3,660	52.9	4,450	53.8	4,460
	220	46.9	2,940	50.5	3,660	51.4	3,670
	230	44.3	2,310	48.0	2,950	48.8	2,960
	240	41.5	1,730	45.3	2,320	46.2	2,330
	250	38.6	1,210	42.6	1,740	43.4	1,750
	260	35.6	740	39.7	1,210	40.4	1,220
				36.5	740	37.2	760
50' JIB & 130' BOOM	38	80.7	32,000*				
	40	80.1	31,950*				
	50	76.9	30,800*	79.5	28,360*		
	60	73.6	29,690*	76.2	27,470*	78.7	25,800*
	70	70.2	28,720*	72.8	26,770*	75.3	23,960*
	80	66.8	27,740*	69.4	26,000*	71.8	22,140*
	90	63.3	26,970*	65.8	25,410*	68.1	20,610*
	100	59.6	26,210*	62.2	23,700*	64.4	19,280*
	110	55.9	23,830	58.3	22,140*	60.5	18,220*
	120	51.9	21,060	54.3	20,740*	56.4	17,260*
	130	47.7	18,750	50.1	18,760	52.1	16,490*
50' JIB & 140' BOOM	39	80.9	32,000*				
	40	80.6	32,000*				
	50	77.6	30,970*	80.1	28,370*		
	60	74.5	29,940*	77.0	27,640*	79.3	25,780*
	70	71.3	28,880*	73.8	26,930*	76.1	24,350*
	80	68.1	28,040*	70.5	26,230*	72.8	22,580*

*** OUTRIGGERS EXTENDED & SET

BOOM AND JIB LENGTH	JIB RADIUS (FEET)	5.0 DEG OFFSET		15.0 DEG OFFSET		25.0 DEG OFFSET	
		BOOM ANGLE	RATINGS (POUNDS)	BOOM ANGLE	RATINGS (POUNDS)	BOOM ANGLE	RATINGS (POUNDS)
50' JIB & 140' BOOM	90	64.8	27,210*	67.2	25,550*	69.4	21,050*
	100	61.4	26,460*	63.8	24,470*	66.0	19,740*
	110	57.9	23,440	60.3	22,860*	62.4	18,700*
	120	54.2	20,660	56.6	20,660	58.6	17,710*
	130	50.4	18,360	52.7	18,370	54.6	16,930*
	140	46.3	16,410	48.5	16,420	50.4	16,220*
50' JIB & 150' BOOM	41	80.8	32,000*				
	50	78.2	31,140*	80.6	28,520*		
	60	75.3	30,070*	77.6	27,700*	79.9	25,880*
	70	72.3	29,160*	74.6	26,990*	76.8	24,790*
	80	69.2	28,240*	71.6	26,310*	73.7	22,990*
	90	66.1	27,540*	68.5	25,780*	70.6	21,490*
	100	63.0	26,470	65.2	25,200*	67.3	20,250*
	110	59.7	23,060	61.9	23,060*	64.0	19,060*
	120	56.3	20,270	58.5	20,280	60.5	18,100*
	130	52.7	17,960	54.9	17,970	56.8	17,310*
	140	49.0	16,010	51.2	16,020	53.0	16,030*
	150	45.0	14,350	47.2	14,360	48.9	14,370*
50' JIB & 160' BOOM	42	81.0	32,000*				
	50	78.8	31,320*				
	60	76.0	30,320*	78.2	27,760*	80.4	25,880*
	70	73.1	29,360*	75.4	27,160*	77.5	25,210*
	80	70.3	28,510*	72.5	26,490*	74.6	23,400*
	90	67.3	27,770*	69.5	25,970*	71.6	21,890*
	100	64.3	26,070	66.5	25,410*	68.5	20,620*
	110	61.3	22,650	63.4	22,650	65.4	19,520*
	120	58.1	19,860	60.2	19,860	62.1	18,570*
	130	54.8	17,550	56.9	17,550	58.7	17,560
	140	51.4	15,590	53.4	15,600	55.2	15,610
	150	47.7	13,930	49.8	13,930	51.5	13,940
	160	43.9	12,490	45.9	12,500	47.5	12,510
50' JIB & 170' BOOM	44	80.9	31,970*				
	50	79.3	31,370*				
	60	76.6	30,450*	78.8	27,820*	80.8	25,880*
	70	73.9	29,610*	76.1	27,220*	78.1	25,400*
	80	71.2	28,770*	73.3	26,580*	75.3	23,810*
	90	68.4	27,920*	70.5	26,040*	72.5	22,340*
	100	65.6	25,670	67.7	25,520*	69.6	21,050*

*** OUTRIGGERS EXTENDED & SET

BOOM AND JIB LENGTH	JIB RADIUS (FEET)	5.0 DEG OFFSET		15.0 DEG OFFSET		25.0 DEG OFFSET	
		BOOM ANGLE	RATINGS (POUNDS)	BOOM ANGLE	RATINGS (POUNDS)	BOOM ANGLE	RATINGS (POUNDS)
50' JIB & 170' BOOM	110	62.7	22,240	64.8	22,250	66.6	19,870*
	120	59.7	19,460	61.8	19,460	63.6	18,920*
	130	56.6	17,130	58.7	17,130	60.4	17,150
	140	53.4	15,180	55.4	15,180	57.1	15,190
	150	50.1	13,510	52.1	13,510	53.7	13,520
	160	46.6	12,070	48.5	12,080	50.1	12,090
	170	42.8	10,820	44.7	10,830	46.2	10,840
50' JIB & 180' BOOM	46	80.8	31,670*				
	50	79.7	31,260*				
	60	77.2	30,460*	79.3	27,760*		
	70	74.6	29,620*	76.7	27,200*	78.6	25,290*
	80	72.0	28,820*	74.1	26,640*	76.0	24,130*
	90	69.4	27,990*	71.4	26,030*	73.3	22,700*
	100	66.7	25,460	68.7	25,470*	70.6	21,410*
	110	64.0	22,040	66.0	22,050	67.8	20,310*
	120	61.2	19,250	63.1	19,260	64.9	19,270
	130	58.3	16,940	60.2	16,940	61.9	16,950
	140	55.3	14,980	57.2	14,990	58.9	15,000
	150	52.2	13,310	54.1	13,310	55.7	13,330
	160	48.9	11,870	50.8	11,880	52.3	11,890
	170	45.5	10,620	47.3	10,620	48.8	10,630
	180	41.8	9,520	43.6	9,520	45.0	9,540
50' JIB & 190' BOOM	47	80.9	31,580*				
	50	80.2	31,320*				
	60	77.8	30,500*	79.7	27,840*		
	70	75.3	29,740*	77.3	27,270*	79.1	25,300*
	80	72.8	28,950*	74.8	26,710*	76.6	24,510*
	90	70.3	28,240*	72.2	26,200*	74.0	23,010*
	100	67.7	25,070	69.7	25,080	71.4	21,800*
	110	65.1	21,650	67.1	21,660	68.8	20,660*
	120	62.5	18,860	64.4	18,870	66.1	18,880
	130	59.7	16,540	61.6	16,550	63.3	16,560
	140	56.9	14,590	58.8	14,590	60.4	14,600
	150	54.0	12,910	55.8	12,920	57.4	12,930
	160	51.0	11,470	52.8	11,480	54.3	11,490
	170	47.8	10,210	49.6	10,220	51.0	10,230
	180	44.4	9,110	46.2	9,120	47.6	9,130
	190	40.9	8,130	42.6	8,140	43.9	8,150

*** OUTRIGGERS EXTENDED & SET

BOOM AND JIB LENGTH	JIB RADIUS (FEET)	5.0 DEG OFFSET		15.0 DEG OFFSET		25.0 DEG OFFSET	
		BOOM ANGLE	RATINGS (POUNDS)	BOOM ANGLE	RATINGS (POUNDS)	BOOM ANGLE	RATINGS (POUNDS)
50' JIB & 200' BOOM	49	80.8	31,440*				
	50	80.6	31,360*				
	60	78.2	30,550*	80.2	27,800*		
	70	75.9	29,740*	77.8	27,240*	79.6	25,320*
	80	73.5	29,120*	75.4	26,770*	77.2	24,850*
	90	71.1	28,420*	73.0	26,270*	74.7	23,410*
	100	68.7	24,690	70.5	24,700	72.2	22,050*
	110	66.2	21,260	68.0	21,270	69.7	20,980*
	120	63.7	18,470	65.5	18,470	67.1	18,480
	130	61.1	16,150	62.9	16,150	64.5	16,160
	140	58.4	14,180	60.2	14,190	61.8	14,200
	150	55.7	12,510	57.4	12,510	59.0	12,520
	160	52.8	11,060	54.6	11,070	56.0	11,080
	170	49.9	9,800	51.6	9,810	53.0	9,820
	180	46.8	8,700	48.5	8,700	49.8	8,720
	190	43.5	7,730	45.1	7,730	46.5	7,750
	200	40.0	6,860	41.6	6,870	42.8	6,880
50' JIB & 210' BOOM	50	80.9	31,350*				
	60	78.7	30,580*	80.5	27,770*		
	70	76.5	29,850*	78.3	27,300*	80.0	25,240*
	80	74.2	29,200*	76.0	26,820*	77.7	24,940*
	90	71.9	28,470*	73.7	26,290*	75.3	23,700*
	100	69.5	24,290	71.3	24,300	73.0	22,450*
	110	67.2	20,860	68.9	20,860	70.6	20,870
	120	64.7	18,060	66.5	18,060	68.1	18,070
	130	62.3	15,740	64.0	15,740	65.6	15,750
	140	59.8	13,770	61.5	13,770	63.0	13,780
	150	57.2	12,090	58.9	12,100	60.4	12,110
	160	54.5	10,650	56.2	10,650	57.6	10,660
	170	51.7	9,390	53.4	9,390	54.8	9,400
	180	48.8	8,280	50.5	8,280	51.8	8,300
	190	45.8	7,290	47.4	7,300	48.7	7,310
	200	42.6	6,430	44.2	6,440	45.4	6,450
	210	39.2	5,660	40.7	5,660	41.9	5,680

*** OUTRIGGERS EXTENDED & SET

BOOM AND JIB LENGTH	JIB RADIUS (FEET)	5.0 DEG OFFSET		15.0 DEG OFFSET		25.0 DEG OFFSET	
		BOOM ANGLE	RATINGS (POUNDS)	BOOM ANGLE	RATINGS (POUNDS)	BOOM ANGLE	RATINGS (POUNDS)
50' JIB & 220' BOOM	52	80.8	31,220*				
	60	79.1	30,600*	80.9	27,750*		
	70	77.0	29,940*	78.7	27,300*	80.4	25,170*
	80	74.8	29,290*	76.5	26,860*	78.2	24,930*
	90	72.6	28,200	74.3	26,310*	75.9	23,930*
	100	70.3	23,890	72.1	23,900	73.6	22,720*
	110	68.1	20,460	69.8	20,460	71.3	20,470
	120	65.7	17,660	67.4	17,660	69.0	17,670
	130	63.4	15,320	65.1	15,330	66.6	15,340
	140	61.0	13,350	62.7	13,360	64.1	13,370
	150	58.5	11,680	60.2	11,680	61.6	11,690
	160	56.0	10,230	57.6	10,240	59.0	10,250
	170	53.4	8,970	55.0	8,970	56.4	8,990
	180	50.7	7,860	52.3	7,860	53.6	7,880
	190	47.8	6,870	49.4	6,880	50.7	6,890
	200	44.9	6,000	46.4	6,000	47.7	6,020
	210	41.7	5,220	43.3	5,230	44.4	5,240
	220	38.4	4,520	39.9	4,530	41.0	4,550
50' JIB & 230' BOOM	53	81.0	30,620*				
	60	79.5	30,160*				
	70	77.4	29,580*	79.1	26,980*	80.7	24,780*
	80	75.3	28,880*	77.0	26,450*	78.6	24,500*
	90	73.2	27,950	74.9	26,020*	76.4	24,210*
	100	71.1	23,650	72.7	23,650	74.3	22,970*
	110	68.9	20,210	70.5	20,210	72.0	20,220
	120	66.7	17,410	68.3	17,410	69.8	17,420
	130	64.4	15,080	66.0	15,090	67.5	15,100
	140	62.1	13,110	63.7	13,120	65.2	13,130
	150	59.8	11,430	61.4	11,440	62.8	11,450
	160	57.4	9,990	59.0	9,990	60.3	10,000
	170	54.9	8,720	56.5	8,730	57.8	8,740
	180	52.3	7,610	53.9	7,620	55.2	7,630
	190	49.7	6,630	51.2	6,640	52.5	6,650
	200	46.9	5,760	48.4	5,760	49.6	5,770
	210	44.0	4,980	45.5	4,990	46.7	5,000
	220	40.9	4,270	42.4	4,280	43.5	4,300
	230	37.7	3,650	39.1	3,660	40.1	3,670

*** OUTRIGGERS EXTENDED & SET

BOOM AND JIB LENGTH	JIB RADIUS (FEET)	5.0 DEG OFFSET		15.0 DEG OFFSET		25.0 DEG OFFSET	
		BOOM ANGLE	RATINGS (POUNDS)	BOOM ANGLE	RATINGS (POUNDS)	BOOM ANGLE	RATINGS (POUNDS)
50' JIB & 240' BOOM	55	80.9	30,400*				
	60	79.9	30,120*				
	70	77.9	29,450*	79.5	26,830*		
	80	75.8	28,850*	77.5	26,430*	79.0	24,310*
	90	73.8	27,570	75.4	26,000*	76.9	24,080*
	100	71.7	23,260	73.3	23,260	74.8	23,270
	110	69.6	19,820	71.2	19,820	72.7	19,830
	120	67.5	17,010	69.1	17,020	70.5	17,030
	130	65.4	14,690	66.9	14,700	68.4	14,710
	140	63.2	12,720	64.7	12,730	66.1	12,740
	150	60.9	11,040	62.5	11,050	63.8	11,060
	160	58.6	9,580	60.2	9,590	61.5	9,600
	170	56.3	8,320	57.8	8,320	59.1	8,330
	180	53.8	7,200	55.4	7,210	56.6	7,220
	190	51.3	6,220	52.8	6,230	54.1	6,240
	200	48.7	5,340	50.2	5,350	51.4	5,360
	210	46.0	4,570	47.5	4,580	48.6	4,590
	220	43.2	3,860	44.6	3,870	45.7	3,880
	230	40.2	3,230	41.6	3,240	42.6	3,250
	240	37.0	2,660	38.3	2,670	39.3	2,680
50' JIB & 250' BOOM	56	81.0	30,240*				
	60	80.2	30,040*				
	70	78.3	28,990*	79.9	26,690*		
	80	76.3	27,120*	77.9	25,870*	79.4	24,100*
	90	74.4	25,510*	75.9	24,390*	77.4	23,340*
	100	72.4	22,880	73.9	22,880	75.4	22,190*
	110	70.3	19,430	71.9	19,440	73.3	19,440
	120	68.3	16,620	69.8	16,630	71.2	16,640
	130	66.2	14,290	67.8	14,300	69.1	14,310
	140	64.1	12,320	65.6	12,320	67.0	12,330
	150	62.0	10,640	63.5	10,640	64.8	10,650
	160	59.8	9,190	61.3	9,190	62.6	9,210
	170	57.5	7,920	59.0	7,930	60.3	7,940
	180	55.2	6,810	56.7	6,810	58.0	6,830
	190	52.9	5,820	54.3	5,820	55.5	5,830
	200	50.4	4,940	51.8	4,940	53.0	4,950
	210	47.9	4,160	49.3	4,170	50.4	4,180
	220	45.2	3,440	46.6	3,450	47.7	3,460

*** OUTRIGGERS EXTENDED & SET

BOOM AND JIB LENGTH	JIB RADIUS (FEET)	5.0 DEG OFFSET		15.0 DEG OFFSET		25.0 DEG OFFSET	
		BOOM ANGLE	RATINGS (POUNDS)	BOOM ANGLE	RATINGS (POUNDS)	BOOM ANGLE	RATINGS (POUNDS)
50' JIB & 250' BOOM	230	42.4	2,810	43.8	2,820	44.8	2,840
	240	39.5	2,240	40.8	2,250	41.8	2,260
	250	36.3	1,720	37.6	1,730	38.5	1,740
50' JIB & 260' BOOM	58	80.9	29,040*				
	60	80.5	28,630*				
	70	78.7	26,720*	80.2	25,160*		
	80	76.8	24,940*	78.3	23,810*	79.7	22,470*
	90	74.9	23,310*	76.4	22,360*	77.8	21,400*
	100	73.0	21,810*	74.5	21,050*	75.9	20,330*
	110	71.0	19,500	72.5	19,510	73.9	19,220*
	120	69.0	16,680	70.5	16,690	71.9	16,700
	130	67.0	14,350	68.5	14,360	69.9	14,370
	140	65.0	12,380	66.5	12,380	67.8	12,390
	150	63.0	10,700	64.4	10,700	65.7	10,710
	160	60.9	9,240	62.3	9,240	63.6	9,250
	170	58.7	7,970	60.2	7,970	61.4	7,990
	180	56.5	6,850	57.9	6,860	59.2	6,870
	190	54.3	5,870	55.7	5,870	56.9	5,890
	200	51.9	4,990	53.3	4,990	54.5	5,010
	210	49.5	4,200	50.9	4,210	52.0	4,220
	220	47.0	3,490	48.4	3,500	49.5	3,510
	230	44.4	2,850	45.8	2,860	46.8	2,870
	240	41.7	2,280	43.0	2,290	44.0	2,300
	250	38.8	1,760	40.1	1,760	41.0	1,780
	260	35.7	1,290	37.0	1,290	37.8	1,310
50' JIB & 270' BOOM	60	80.8	26,100*				
	70	79.0	24,170*	80.5	22,930*		
	80	77.2	22,450*	78.7	21,470*	80.1	20,400*
	90	75.4	20,820*	76.8	20,160*	78.2	19,330*
	100	73.5	19,400*	75.0	18,830*	76.3	18,180*
	110	71.6	18,080*	73.1	17,670*	74.4	17,180*
	120	69.7	16,280	71.2	16,290	72.5	16,160*
	130	67.8	13,950	69.2	13,960	70.5	13,970
	140	65.9	11,980	67.3	11,980	68.6	11,990
	150	63.9	10,280	65.3	10,290	66.6	10,300
	160	61.9	8,830	63.3	8,840	64.5	8,850
	170	59.8	7,560	61.2	7,560	62.4	7,570

*** OUTRIGGERS EXTENDED & SET

BOOM AND JIB LENGTH	JIB RADIUS (FEET)	5.0 DEG OFFSET		15.0 DEG OFFSET		25.0 DEG OFFSET	
		BOOM ANGLE	RATINGS (POUNDS)	BOOM ANGLE	RATINGS (POUNDS)	BOOM ANGLE	RATINGS (POUNDS)
50' JIB & 270' BOOM	180	57.7	6,440	59.1	6,440	60.3	6,460
	190	55.5	5,450	56.9	5,460	58.1	5,470
	200	53.3	4,570	54.7	4,580	55.8	4,590
	210	51.1	3,780	52.4	3,790	53.5	3,800
	220	48.7	3,070	50.0	3,080	51.1	3,090
	230	46.2	2,430	47.6	2,430	48.6	2,450
	240	43.7	1,860	45.0	1,860	46.0	1,880
	250	41.0	1,330	42.3	1,330	43.2	1,350
	260	38.2	850	39.4	860	40.3	880
60' JIB & 150' BOOM	43	80.9	29,060*				
	50	79.0	28,320*				
	60	76.2	27,330*	78.9	24,810*		
	70	73.4	26,290*	76.1	24,180*	78.6	21,740*
	80	70.5	25,440*	73.2	23,550*	75.7	20,180*
	90	67.6	24,690*	70.2	22,900*	72.7	18,830*
	100	64.6	23,890*	67.2	22,000*	69.6	17,710*
	110	61.5	23,210	64.1	20,540*	66.5	16,650*
	120	58.3	20,420	60.9	19,270*	63.2	15,790*
	130	55.0	18,110	57.6	18,110	59.8	15,040*
	140	51.6	16,150	54.1	16,160	56.3	14,380*
	150	48.0	14,490	50.4	14,490	52.5	13,830*
60' JIB & 160' BOOM	45	80.8	28,890*				
	50	79.5	28,360*				
	60	76.8	27,390*	79.4	24,930*		
	70	74.2	26,580*	76.7	24,270*	79.2	22,040*
	80	71.4	25,700*	74.0	23,670*	76.4	20,470*
	90	68.7	24,900*	71.2	23,040*	73.6	19,170*
	100	65.8	24,230*	68.3	22,510*	70.7	17,990*
	110	62.9	22,790	65.4	21,110*	67.7	16,990*
	120	59.9	20,010	62.4	19,790*	64.6	16,140*
	130	56.8	17,690	59.3	17,700	61.5	15,350*
	140	53.6	15,740	56.1	15,740	58.2	14,680*
	150	50.3	14,070	52.7	14,070	54.7	14,090
	160	46.8	12,630	49.1	12,640	51.1	12,650

*** OUTRIGGERS EXTENDED & SET

BOOM AND JIB LENGTH	JIB RADIUS (FEET)	5.0 DEG OFFSET		15.0 DEG OFFSET		25.0 DEG OFFSET	
		BOOM ANGLE	RATINGS (POUNDS)	BOOM ANGLE	RATINGS (POUNDS)	BOOM ANGLE	RATINGS (POUNDS)
60' JIB & 170' BOOM	46	81.0	28,910*				
	50	80.0	28,500*				
	60	77.4	27,580*	79.9	24,960*		
	70	74.9	26,640*	77.3	24,370*	79.7	22,280*
	80	72.3	25,880*	74.7	23,690*	77.0	20,810*
	90	69.6	25,080*	72.1	23,180*	74.3	19,500*
	100	66.9	24,380*	69.4	22,640*	71.6	18,320*
	110	64.2	22,390	66.6	21,670*	68.8	17,310*
	120	61.4	19,600	63.8	19,610	65.9	16,460*
	130	58.5	17,290	60.8	17,290	62.9	15,650*
	140	55.5	15,320	57.8	15,330	59.8	14,980*
	150	52.4	13,660	54.7	13,670	56.6	13,680
	160	49.1	12,210	51.4	12,220	53.3	12,230
	170	45.7	10,960	47.9	10,960	49.7	10,980
60' JIB & 180' BOOM	48	80.9	28,510*				
	50	80.4	28,310*				
	60	78.0	27,520*	80.3	24,870*		
	70	75.5	26,620*	77.9	24,270*	80.1	22,310*
	80	73.0	25,870*	75.4	23,710*	77.6	21,050*
	90	70.5	25,190*	72.9	23,130*	75.0	19,770*
	100	68.0	24,530*	70.3	22,620*	72.4	18,580*
	110	65.3	22,180	67.6	22,160*	69.8	17,610*
	120	62.7	19,390	65.0	19,400	67.0	16,730*
	130	59.9	17,070	62.2	17,080	64.2	15,950*
	140	57.1	15,120	59.4	15,120	61.3	15,130
	150	54.2	13,450	56.4	13,460	58.3	13,470
	160	51.2	12,010	53.4	12,020	55.2	12,030
	170	48.0	10,750	50.1	10,760	51.9	10,780
	180	44.6	9,650	46.8	9,660	48.5	9,670
60' JIB & 190' BOOM	50	80.8	28,320*				
	60	78.4	27,600*	80.7	24,820*		
	70	76.1	26,770*	78.4	24,280*	80.5	22,280*
	80	73.7	26,050*	76.0	23,730*	78.1	21,310*
	90	71.3	25,360*	73.6	23,240*	75.7	20,000*
	100	68.9	24,710*	71.1	22,730*	73.2	18,860*
	110	66.4	21,800	68.6	21,810	70.6	17,890*
	120	63.9	19,000	66.1	19,000	68.1	17,000*
	130	61.3	16,680	63.4	16,680	65.4	16,260*
	140	58.6	14,720	60.8	14,730	62.7	14,740

*** OUTRIGGERS EXTENDED & SET

BOOM AND JIB LENGTH	JIB RADIUS (FEET)	5.0 DEG OFFSET		15.0 DEG OFFSET		25.0 DEG OFFSET	
		BOOM ANGLE	RATINGS (POUNDS)	BOOM ANGLE	RATINGS (POUNDS)	BOOM ANGLE	RATINGS (POUNDS)
60'	150	55.8	13,050	58.0	13,050	59.9	13,060
JIB	160	53.0	11,600	55.1	11,610	56.9	11,620
&	170	50.0	10,340	52.1	10,350	53.9	10,360
190'	180	46.9	9,240	49.0	9,250	50.7	9,260
BOOM	190	43.7	8,270	45.7	8,270	47.3	8,290
60'	51	80.9	28,300*				
JIB	60	78.9	27,670*				
&	70	76.6	26,830*	78.8	24,310*	80.9	22,260*
200'	80	74.4	26,110*	76.6	23,840*	78.6	21,570*
BOOM	90	72.1	25,420*	74.2	23,340*	76.2	20,250*
	100	69.7	24,830*	71.9	22,840*	73.9	19,190*
	110	67.4	21,410	69.5	21,420	71.5	18,140*
	120	64.9	18,610	67.1	18,610	69.0	17,290*
	130	62.5	16,290	64.6	16,290	66.5	16,300
	140	59.9	14,330	62.0	14,330	63.9	14,350
	150	57.3	12,650	59.4	12,660	61.2	12,670
	160	54.7	11,210	56.7	11,210	58.5	11,230
	170	51.9	9,950	53.9	9,950	55.6	9,970
	180	49.0	8,840	51.0	8,840	52.7	8,860
	190	46.0	7,860	47.9	7,870	49.5	7,890
	200	42.8	6,990	44.7	7,000	46.2	7,020
60'	53	80.8	28,140*				
JIB	60	79.3	27,630*				
&	70	77.1	26,880*	79.3	24,310*		
210'	80	75.0	26,250*	77.1	23,850*	79.0	21,820*
BOOM	90	72.7	25,580*	74.8	23,330*	76.8	20,530*
	100	70.5	24,440	72.6	22,930*	74.5	19,430*
	110	68.2	21,010	70.3	21,020	72.2	18,410*
	120	65.9	18,210	68.0	18,210	69.8	17,550*
	130	63.6	15,870	65.6	15,880	67.4	15,890
	140	61.2	13,910	63.2	13,920	65.0	13,930
	150	58.7	12,240	60.7	12,240	62.5	12,260
	160	56.2	10,790	58.1	10,800	59.9	10,810
	170	53.5	9,530	55.5	9,540	57.2	9,550
	180	50.8	8,420	52.8	8,430	54.4	8,440
	190	48.0	7,430	49.9	7,440	51.5	7,450
	200	45.0	6,570	46.9	6,580	48.4	6,590
	210	41.9	5,790	43.8	5,800	45.2	5,810

*** OUTRIGGERS EXTENDED & SET

BOOM AND JIB LENGTH	JIB RADIUS (FEET)	5.0 DEG OFFSET		15.0 DEG OFFSET		25.0 DEG OFFSET	
		BOOM ANGLE	RATINGS (POUNDS)	BOOM ANGLE	RATINGS (POUNDS)	BOOM ANGLE	RATINGS (POUNDS)
60' JIB & 220' BOOM	54	80.9	28,110*				
	60	79.7	27,700*				
	70	77.6	26,970*				
	80	75.5	26,270*	79.7	24,340*		
	90	73.4	25,700*	77.5	23,850*	79.4	21,890*
	100	71.2	24,050	75.4	23,410*	77.3	20,760*
	110	69.1	20,610	73.2	22,910*	75.1	19,650*
	120	66.8	17,810	71.1	20,620	72.9	18,630*
	130	64.6	15,470	68.8	17,810	70.6	17,780*
	140	62.3	13,500	66.6	15,480	68.3	15,490
	150	59.9	11,820	64.2	13,510	66.0	13,520
	160	57.5	10,380	61.9	11,830	63.6	11,840
	170	55.1	9,100	59.5	10,380	61.1	10,400
	180	52.5	8,000	57.0	9,110	58.6	9,120
	190	49.8	7,010	54.4	8,010	56.0	8,020
	200	47.1	6,140	51.7	7,020	53.3	7,030
	210	44.2	5,360	48.9	6,140	50.4	6,160
	220	41.1	4,650	46.0	5,370	47.4	5,390
60' JIB & 230' BOOM	56	80.9	27,470*				
	60	80.1	27,180*				
	70	78.0	26,640*	80.0	23,960*		
	80	76.0	26,020*	78.0	23,530*	79.8	21,530*
	90	74.0	25,410*	75.9	23,160*	77.7	21,000*
	100	71.9	23,790	73.8	22,710*	75.6	19,860*
	110	69.8	20,350	71.7	20,360	73.5	18,890*
	120	67.7	17,540	69.6	17,550	71.4	17,560
	130	65.5	15,220	67.4	15,230	69.2	15,240
	140	63.3	13,250	65.2	13,260	66.9	13,270
	150	61.1	11,570	63.0	11,580	64.6	11,590
	160	58.8	10,120	60.7	10,130	62.3	10,140
	170	56.4	8,860	58.3	8,860	59.9	8,880
	180	54.0	7,740	55.8	7,750	57.4	7,760
	190	51.5	6,760	53.3	6,770	54.8	6,780
	200	48.9	5,900	50.7	5,900	52.2	5,920
	210	46.2	5,110	48.0	5,120	49.4	5,130
	220	43.4	4,410	45.1	4,420	46.4	4,430
	230	40.4	3,780	42.0	3,790	43.3	3,810

*** OUTRIGGERS EXTENDED & SET

BOOM AND JIB LENGTH	JIB RADIUS (FEET)	5.0 DEG OFFSET		15.0 DEG OFFSET		25.0 DEG OFFSET	
		BOOM ANGLE	RATINGS (POUNDS)	BOOM ANGLE	RATINGS (POUNDS)	BOOM ANGLE	RATINGS (POUNDS)
60' JIB & 240' BOOM	57	81.0	27,280*				
	60	80.4	27,150*				
	70	78.4	26,480*	80.4	23,920*		
	80	76.5	25,940*	78.4	23,440*	80.2	21,420*
	90	74.5	25,320*	76.4	23,050*	78.2	21,130*
	100	72.5	23,410	74.4	22,660*	76.1	20,070*
	110	70.5	19,960	72.4	19,970	74.1	19,090*
	120	68.5	17,150	70.3	17,160	72.0	17,170
	130	66.4	14,830	68.2	14,840	69.9	14,850
	140	64.3	12,860	66.1	12,860	67.8	12,880
	150	62.1	11,180	64.0	11,180	65.6	11,200
	160	59.9	9,730	61.8	9,740	63.3	9,750
	170	57.7	8,460	59.5	8,470	61.1	8,480
	180	55.4	7,350	57.2	7,350	58.7	7,370
	190	53.0	6,360	54.8	6,360	56.3	6,380
	200	50.6	5,490	52.3	5,490	53.8	5,510
	210	48.0	4,700	49.7	4,710	51.1	4,720
250' BOOM	220	45.4	3,990	47.1	4,000	48.4	4,020
	230	42.6	3,360	44.2	3,370	45.5	3,390
	240	39.6	2,790	41.3	2,800	42.5	2,810
	59	80.9	27,030*				
	60	80.7	27,030*				
	70	78.8	26,400*	80.7	23,760*		
	80	76.9	25,800*	78.8	23,340*	80.5	21,180*
	90	75.0	24,700*	76.9	23,020*	78.6	21,010*
	100	73.1	23,020	74.9	22,130*	76.6	20,290*
	110	71.2	19,580	73.0	19,590	74.6	19,300*
250' BOOM	120	69.2	16,760	71.0	16,770	72.6	16,780
	130	67.2	14,430	69.0	14,440	70.6	14,450
	140	65.2	12,470	67.0	12,470	68.6	12,490
	150	63.1	10,780	64.9	10,780	66.5	10,790
	160	61.0	9,330	62.8	9,330	64.3	9,350
	170	58.9	8,060	60.6	8,070	62.1	8,080
	180	56.7	6,940	58.4	6,950	59.9	6,960
	190	54.4	5,950	56.1	5,960	57.6	5,970
	200	52.1	5,080	53.8	5,080	55.2	5,100
	210	49.7	4,290	51.4	4,300	52.7	4,310
	220	47.2	3,580	48.8	3,590	50.2	3,610

*** OUTRIGGERS EXTENDED & SET

BOOM AND JIB LENGTH	JIB RADIUS (FEET)	5.0 DEG OFFSET		15.0 DEG OFFSET		25.0 DEG OFFSET	
		BOOM ANGLE	RATINGS (POUNDS)	BOOM ANGLE	RATINGS (POUNDS)	BOOM ANGLE	RATINGS (POUNDS)
60' JIB & 250' BOOM	230	44.6	2,950	46.2	2,960	47.5	2,970
	240	41.9	2,370	43.4	2,380	44.7	2,400
	250	39.0	1,850	40.5	1,850	41.7	1,870
60' JIB & 260' BOOM	60	81.0	26,900*				
	70	79.2	25,910*	81.0	23,610*		
	80	77.4	24,220*	79.1	22,690*	80.8	20,980*
	90	75.5	22,580*	77.3	21,450*	78.9	20,250*
	100	73.7	21,200*	75.4	20,300*	77.1	19,310*
	110	71.8	19,630	73.5	19,170*	75.2	18,350*
	120	69.9	16,820	71.6	16,820	73.2	16,830
	130	68.0	14,480	69.7	14,490	71.3	14,500
	140	66.0	12,510	67.7	12,510	69.3	12,520
	150	64.0	10,820	65.7	10,830	67.3	10,840
	160	62.0	9,360	63.7	9,370	65.2	9,380
	170	60.0	8,100	61.6	8,100	63.1	8,110
	180	57.8	6,980	59.5	6,990	61.0	7,000
	190	55.7	5,980	57.4	5,990	58.8	6,000
	200	53.5	5,110	55.1	5,120	56.5	5,130
	210	51.2	4,320	52.8	4,330	54.2	4,340
	220	48.8	3,610	50.5	3,620	51.8	3,630
	230	46.4	2,970	48.0	2,970	49.3	2,990
	240	43.8	2,400	45.4	2,400	46.6	2,420
	250	41.2	1,870	42.7	1,880	43.9	1,890
	260	38.3	1,390	39.8	1,400	40.9	1,420
60' JIB & 270' BOOM	62	80.9	24,910*				
	70	79.5	23,510*				
	80	77.7	21,860*	79.5	20,570*		
	90	76.0	20,310*	77.7	19,390*	79.3	18,310*
	100	74.2	18,870*	75.9	18,150*	77.5	17,370*
	110	72.3	17,550*	74.1	17,060*	75.6	16,390*
	120	70.5	16,390*	72.2	15,970*	73.8	15,500*
	130	68.7	14,080	70.3	14,090	71.9	14,100
	140	66.8	12,110	68.5	12,110	70.0	12,120
	150	64.9	10,410	66.5	10,420	68.0	10,430
	160	62.9	8,950	64.6	8,960	66.1	8,970
	170	61.0	7,680	62.6	7,690	64.0	7,700
	180	58.9	6,560	60.6	6,570	62.0	6,580

*** OUTRIGGERS EXTENDED & SET

BOOM AND JIB LENGTH	JIB RADIUS (FEET)	5.0 DEG OFFSET		15.0 DEG OFFSET		25.0 DEG OFFSET	
		BOOM ANGLE	RATINGS (POUNDS)	BOOM ANGLE	RATINGS (POUNDS)	BOOM ANGLE	RATINGS (POUNDS)
60' JIB & 270' BOOM	190	56.9	5,580	58.5	5,590	59.9	5,600
	200	54.8	4,690	56.4	4,700	57.7	4,720
	210	52.6	3,900	54.2	3,910	55.5	3,920
	220	50.4	3,190	51.9	3,200	53.2	3,210
	230	48.0	2,560	49.6	2,560	50.9	2,580
	240	45.6	1,970	47.2	1,980	48.4	2,000
	250	43.1	1,440	44.6	1,450	45.8	1,470
	260	40.5	960	42.0	970	43.1	990
	270	37.7	530	39.1	540	40.2	560
70' JIB & 180' BOOM	50	81.0	21,510*				
	60	78.6	20,720*				
	70	76.3	20,010*	79.0	18,020*		
	80	73.9	19,370*	76.6	17,490*	79.1	16,000*
	90	71.5	18,730*	74.2	17,050*	76.6	15,620*
	100	69.1	18,160*	71.7	16,580*	74.1	15,190*
	110	66.6	17,630*	69.2	16,150*	71.6	14,820*
	120	64.1	17,100*	66.6	15,710*	69.0	14,460*
	130	61.5	16,660*	64.0	15,270*	66.3	13,940*
	140	58.8	15,220	61.3	14,810*	63.6	13,330*
	150	56.0	13,550	58.6	13,550	60.8	12,790*
	160	53.2	12,100	55.7	12,110	57.9	12,130
	170	50.2	10,850	52.7	10,860	54.8	10,880
	180	47.1	9,750	49.6	9,760	51.6	9,770
70' JIB & 190' BOOM	52	80.9	21,430*				
	60	79.1	20,860*				
	70	76.8	20,160*	79.4	18,050*		
	80	74.6	19,520*	77.1	17,530*	79.5	16,000*
	90	72.3	18,890*	74.8	17,090*	77.2	15,690*
	100	69.9	18,330*	72.4	16,640*	74.8	15,260*
	110	67.5	17,740*	70.1	16,280*	72.4	14,910*
	120	65.1	17,280*	67.6	15,840*	69.9	14,580*
	130	62.7	16,790	65.1	15,380*	67.4	14,130*
	140	60.1	14,830	62.6	14,830	64.8	13,510*
	150	57.5	13,150	60.0	13,160	62.1	12,970*
	160	54.9	11,710	57.3	11,710	59.4	11,730
	170	52.1	10,450	54.5	10,450	56.5	10,470
	180	49.2	9,350	51.5	9,360	53.5	9,370
	190	46.2	8,360	48.5	8,370	50.4	8,390

*** OUTRIGGERS EXTENDED & SET

BOOM AND JIB LENGTH	JIB RADIUS (FEET)	5.0 DEG OFFSET		15.0 DEG OFFSET		25.0 DEG OFFSET	
		BOOM ANGLE	RATINGS (POUNDS)	BOOM ANGLE	RATINGS (POUNDS)	BOOM ANGLE	RATINGS (POUNDS)
70' JIB & 200' BOOM	53	81.0	21,420*				
	60	79.5	20,910*				
	70	77.3	20,230*	79.8	18,100*		
	80	75.1	19,590*	77.6	17,580*	79.9	16,020*
	90	72.9	19,050*	75.4	17,190*	77.7	15,700*
	100	70.7	18,430*	73.1	16,750*	75.4	15,330*
	110	68.4	17,910*	70.8	16,360*	73.1	14,990*
	120	66.1	17,460*	68.5	15,940*	70.7	14,640*
	130	63.8	16,390	66.1	15,530*	68.3	14,310*
	140	61.3	14,430	63.7	14,440	65.8	13,760*
	150	58.9	12,760	61.2	12,760	63.3	12,760
	160	56.3	11,310	58.7	11,320	60.7	11,330
	170	53.7	10,050	56.0	10,060	58.0	10,070
	180	51.0	8,940	53.3	8,950	55.2	8,960
	190	48.2	7,960	50.4	7,970	52.3	7,990
	200	45.2	7,090	47.4	7,100	49.2	7,110
70' JIB & 210' BOOM	55	80.9	21,350*				
	60	79.9	20,950*				
	70	77.8	20,290*	80.2	18,100*		
	80	75.7	19,740*	78.1	17,680*	80.3	16,030*
	90	73.6	19,090*	75.9	17,210*	78.1	15,760*
	100	71.4	18,570*	73.8	16,780*	75.9	15,400*
	110	69.2	18,020*	71.6	16,450*	73.7	15,030*
	120	67.0	17,570*	69.3	16,030*	71.5	14,720*
	130	64.8	15,990	67.1	15,640*	69.2	14,390*
	140	62.5	14,020	64.8	14,030	66.8	13,950*
	150	60.1	12,340	62.4	12,350	64.4	12,360
	160	57.7	10,900	60.0	10,900	61.9	10,920
	170	55.2	9,630	57.5	9,640	59.4	9,650
	180	52.7	8,520	54.9	8,530	56.8	8,540
	190	50.0	7,540	52.2	7,550	54.0	7,570
	200	47.3	6,670	49.4	6,670	51.2	6,690
	210	44.4	5,880	46.5	5,890	48.2	5,910
70' JIB & 220' BOOM	57	80.8	21,180*				
	60	80.2	21,070*				
	70	78.2	20,350*	80.5	18,070*		
	80	76.2	19,780*	78.5	17,640*	80.7	16,040*
	90	74.1	19,220*	76.4	17,240*	78.6	15,750*
	100	72.1	18,690*	74.3	16,870*	76.5	15,460*

*** OUTRIGGERS EXTENDED & SET

BOOM AND JIB LENGTH	JIB RADIUS (FEET)	5.0 DEG OFFSET		15.0 DEG OFFSET		25.0 DEG OFFSET	
		BOOM ANGLE	RATINGS (POUNDS)	BOOM ANGLE	RATINGS (POUNDS)	BOOM ANGLE	RATINGS (POUNDS)
70' JIB & 220' BOOM	110	70.0	18,140*	72.2	16,480*	74.3	15,090*
	120	67.9	17,720*	70.1	16,130*	72.2	14,750*
	130	65.7	15,580	67.9	15,590	70.0	14,480*
	140	63.5	13,620	65.7	13,630	67.7	13,640
	150	61.3	11,930	63.5	11,940	65.4	11,950
	160	59.0	10,480	61.1	10,490	63.1	10,500
	170	56.6	9,220	58.8	9,220	60.7	9,240
	180	54.2	8,100	56.3	8,110	58.2	8,130
	190	51.7	7,120	53.8	7,130	55.6	7,150
	200	49.1	6,250	51.2	6,250	52.9	6,270
	210	46.4	5,460	48.4	5,470	50.1	5,490
	220	43.5	4,760	45.6	4,770	47.2	4,790
70' JIB & 230' BOOM	58	80.9	20,950*				
	60	80.6	20,840*				
	70	78.6	20,270*	80.8	17,940*		
	80	76.7	19,680*	78.9	17,580*	81.0	15,830*
	90	74.7	19,190*	76.9	17,200*	79.0	15,590*
	100	72.7	18,610*	74.9	16,830*	76.9	15,340*
	110	70.7	18,160*	72.9	16,430*	74.9	15,110*
	120	68.6	17,650	70.8	16,090*	72.8	14,800*
	130	66.6	15,330	68.7	15,340	70.7	14,530*
	140	64.5	13,360	66.6	13,370	68.5	13,380
	150	62.3	11,680	64.4	11,690	66.3	11,700
	160	60.1	10,230	62.2	10,240	64.1	10,250
	170	57.9	8,960	60.0	8,970	61.8	8,980
	180	55.6	7,850	57.6	7,860	59.4	7,870
	190	53.2	6,870	55.3	6,870	57.0	6,890
	200	50.7	6,000	52.8	6,000	54.5	6,020
70' JIB & 240' BOOM	210	48.2	5,210	50.2	5,220	51.9	5,230
	220	45.5	4,510	47.5	4,510	49.1	4,530
	230	42.7	3,870	44.7	3,880	46.2	3,900
	60	80.9	20,840*				
	70	79.0	20,340*				
	80	77.1	19,730*	79.2	17,530*		
	90	75.2	19,230*	77.3	17,150*	79.3	15,580*
	100	73.3	18,710*	75.4	16,840*	77.4	15,330*
	110	71.3	18,200*	73.4	16,460*	75.4	15,070*
	120	69.4	17,260	71.5	16,120*	73.4	14,890*
	130	67.4	14,940	69.5	14,950	71.4	14,560*

*** OUTRIGGERS EXTENDED & SET

BOOM AND JIB LENGTH	JIB RADIUS (FEET)	5.0 DEG OFFSET		15.0 DEG OFFSET		25.0 DEG OFFSET	
		BOOM ANGLE	RATINGS (POUNDS)	BOOM ANGLE	RATINGS (POUNDS)	BOOM ANGLE	RATINGS (POUNDS)
70' JIB & 240' BOOM	140	65.3	12,970	67.4	12,970	69.3	12,990
	150	63.3	11,290	65.3	11,290	67.2	11,310
	160	61.2	9,840	63.2	9,840	65.1	9,860
	170	59.0	8,570	61.1	8,580	62.9	8,590
	180	56.8	7,450	58.9	7,460	60.6	7,480
	190	54.6	6,470	56.6	6,480	58.3	6,490
	200	52.2	5,590	54.2	5,600	55.9	5,610
	210	49.8	4,800	51.8	4,810	53.4	4,820
	220	47.3	4,090	49.3	4,100	50.9	4,120
	230	44.7	3,460	46.7	3,470	48.2	3,490
	240	42.0	2,880	43.9	2,890	45.3	2,910
70' JIB & 250' BOOM	61	81.0	20,760*				
	70	79.3	20,320*				
	80	77.5	19,770*	79.6	17,550*		
	90	75.7	19,260*	77.7	17,170*	79.7	15,510*
	100	73.8	18,780*	75.9	16,850*	77.8	15,260*
	110	71.9	18,230*	74.0	16,490*	75.9	15,030*
	120	70.0	16,890	72.1	16,150*	74.0	14,850*
	130	68.1	14,550	70.1	14,560	72.0	14,570
	140	66.2	12,580	68.2	12,580	70.0	12,600
	150	64.2	10,890	66.2	10,900	68.0	10,920
	160	62.2	9,430	64.2	9,440	65.9	9,460
	170	60.1	8,170	62.1	8,170	63.8	8,190
	180	58.0	7,050	60.0	7,060	61.7	7,070
	190	55.8	6,060	57.8	6,070	59.5	6,090
	200	53.6	5,180	55.6	5,190	57.2	5,200
	210	51.4	4,390	53.3	4,400	54.9	4,410
	220	49.0	3,680	50.9	3,690	52.5	3,710
	230	46.5	3,050	48.4	3,060	49.9	3,070
	240	44.0	2,480	45.8	2,480	47.3	2,500
	250	41.3	1,950	43.1	1,960	44.5	1,980
70' JIB & 260' BOOM	63	80.9	20,650*				
	70	79.7	20,290*				
	80	77.9	19,790*	79.9	17,490*		
	90	76.1	19,270*	78.1	17,150*	80.0	15,510*
	100	74.3	18,770*	76.3	16,840*	78.2	15,210*
	110	72.5	18,300*	74.5	16,520*	76.3	14,990*
	120	70.7	16,920	72.7	16,180*	74.5	14,810*
	130	68.8	14,580	70.8	14,590	72.6	14,600

*** OUTRIGGERS EXTENDED & SET

BOOM AND JIB LENGTH	JIB RADIUS (FEET)	5.0 DEG OFFSET		15.0 DEG OFFSET		25.0 DEG OFFSET	
		BOOM ANGLE	RATINGS (POUNDS)	BOOM ANGLE	RATINGS (POUNDS)	BOOM ANGLE	RATINGS (POUNDS)
70' JIB & 260' BOOM	140	66.9	12,610	68.9	12,610	70.7	12,630
	150	65.0	10,920	67.0	10,930	68.7	10,940
	160	63.1	9,460	65.0	9,470	66.8	9,480
	170	61.1	8,190	63.0	8,200	64.7	8,210
	180	59.1	7,070	61.0	7,080	62.7	7,100
	190	57.0	6,080	58.9	6,090	60.6	6,100
	200	54.9	5,200	56.8	5,210	58.4	5,230
	210	52.7	4,410	54.6	4,420	56.2	4,440
	220	50.5	3,700	52.4	3,710	53.9	3,730
	230	48.2	3,070	50.0	3,070	51.5	3,090
	240	45.8	2,480	47.6	2,490	49.0	2,510
	250	43.3	1,960	45.0	1,970	46.4	1,990
	260	40.6	1,480	42.4	1,490	43.7	1,510
70' JIB & 270' BOOM	64	81.0	20,530*				
	70	80.0	20,240*				
	80	78.3	19,750*	80.2	17,430*		
	90	76.5	19,200*	78.5	17,080*	80.3	15,370*
	100	74.8	18,330*	76.7	16,760*	78.6	15,120*
	110	73.0	17,090*	75.0	16,410*	76.8	14,950*
	120	71.3	15,930*	73.2	15,380*	75.0	14,700*
	130	69.5	14,180	71.4	14,190	73.1	13,970*
	140	67.6	12,210	69.6	12,210	71.3	12,230
	150	65.8	10,510	67.7	10,520	69.4	10,530
	160	63.9	9,060	65.8	9,070	67.5	9,080
	170	62.0	7,780	63.9	7,790	65.6	7,800
	180	60.1	6,660	62.0	6,670	63.6	6,680
	190	58.1	5,670	60.0	5,680	61.6	5,700
	200	56.1	4,790	57.9	4,800	59.5	4,810
	210	54.0	4,000	55.8	4,000	57.4	4,020
	220	51.9	3,290	53.7	3,290	55.2	3,310
	230	49.7	2,650	51.5	2,650	53.0	2,670
	240	47.4	2,060	49.2	2,070	50.6	2,090
	250	45.1	1,540	46.8	1,550	48.2	1,560
	260	42.6	1,060	44.3	1,070	45.6	1,090
	270	40.0	620	41.7	630	42.9	650

*** OUTRIGGERS EXTENDED & SET

BOOM AND JIB LENGTH	JIB RADIUS (FEET)	5.0 DEG OFFSET		15.0 DEG OFFSET		25.0 DEG OFFSET	
		BOOM ANGLE	RATINGS (POUNDS)	BOOM ANGLE	RATINGS (POUNDS)	BOOM ANGLE	RATINGS (POUNDS)
80' JIB & 200' BOOM	56	80.9	16,720*				
	60	80.0	16,480*				
	70	78.0	15,820*	80.7	13,900*		
	80	75.9	15,250*	78.6	13,450*		
	90	73.7	14,680*	76.4	13,030*	79.0	11,540*
	100	71.6	14,180*	74.3	12,540*	76.8	11,170*
	110	69.4	13,730*	72.1	12,110*	74.6	10,840*
	120	67.2	13,260*	69.9	11,680*	72.3	10,580*
	130	64.9	12,760*	67.6	11,320*	70.0	10,310*
	140	62.6	12,270*	65.3	11,010*	67.7	10,060*
	150	60.3	11,810*	62.9	10,710*	65.3	9,850*
	160	57.9	11,420	60.5	10,410*	62.8	9,680*
	170	55.4	10,150	58.0	10,160	60.2	9,540*
	180	52.8	9,040	55.4	9,050	57.6	9,070
	190	50.2	8,060	52.7	8,070	54.9	8,090
	200	47.4	7,190	49.9	7,190	52.0	7,210
80' JIB & 210' BOOM	57	81.0	16,690*				
	60	80.4	16,520*				
	70	78.4	15,900*				
	80	76.4	15,320*	79.0	13,520*		
	90	74.3	14,790*	76.9	13,140*	79.4	11,540*
	100	72.2	14,280*	74.9	12,630*	77.3	11,230*
	110	70.2	13,860*	72.7	12,220*	75.2	10,910*
	120	68.0	13,390*	70.6	11,820*	73.0	10,630*
	130	65.9	12,890*	68.4	11,410*	70.8	10,370*
	140	63.7	12,460*	66.2	11,120*	68.5	10,110*
	150	61.4	11,990*	64.0	10,810*	66.2	9,900*
	160	59.1	11,000	61.6	10,510*	63.9	9,730*
	170	56.8	9,740	59.3	9,750	61.5	9,570*
	180	54.4	8,620	56.8	8,630	59.0	8,650
	190	51.8	7,640	54.3	7,650	56.4	7,670
	200	49.2	6,770	51.7	6,770	53.7	6,790
	210	46.5	5,990	48.9	6,000	50.9	6,020
80' JIB & 220' BOOM	59	80.9	16,630*				
	60	80.7	16,570*				
	70	78.8	15,990*				
	80	76.8	15,440*	79.4	13,530*		
	90	74.9	14,890*	77.4	13,170*	79.8	11,590*
	100	72.9	14,390*	75.4	12,690*	77.7	11,250*

*** OUTRIGGERS EXTENDED & SET

BOOM AND JIB LENGTH	JIB RADIUS (FEET)	5.0 DEG OFFSET		15.0 DEG OFFSET		25.0 DEG OFFSET	
		BOOM ANGLE	RATINGS (POUNDS)	BOOM ANGLE	RATINGS (POUNDS)	BOOM ANGLE	RATINGS (POUNDS)
80' JIB & 220' BOOM	110	70.8	13,960*	73.4	12,260*	75.7	10,920*
	120	68.8	13,520*	71.3	11,880*	73.6	10,680*
	130	66.7	13,080*	69.2	11,520*	71.5	10,420*
	140	64.6	12,590*	67.1	11,210*	69.3	10,160*
	150	62.5	12,050	64.9	10,900*	67.1	9,950*
	160	60.3	10,590	62.7	10,600	64.9	9,790*
	170	58.0	9,320	60.4	9,330	62.6	9,350
	180	55.7	8,210	58.1	8,220	60.2	8,230
	190	53.4	7,230	55.7	7,230	57.8	7,250
	200	50.9	6,360	53.2	6,360	55.2	6,380
	210	48.4	5,570	50.7	5,580	52.6	5,600
	220	45.7	4,870	48.0	4,870	49.9	4,890
80' JIB & 230' BOOM	61	80.8	16,390*				
	70	79.1	15,920*				
	80	77.3	15,350*	79.7	13,470*		
	90	75.4	14,880*	77.8	13,140*	80.1	11,630*
	100	73.4	14,380*	75.9	12,780*	78.2	11,270*
	110	71.5	14,000*	73.9	12,390*	76.2	10,950*
	120	69.5	13,540*	71.9	11,970*	74.2	10,690*
	130	67.5	13,150*	69.9	11,600*	72.1	10,430*
	140	65.5	12,770*	67.9	11,270*	70.1	10,210*
	150	63.4	11,790	65.8	10,960*	68.0	10,000*
	160	61.3	10,340	63.7	10,340	65.8	9,840*
	170	59.2	9,070	61.5	9,080	63.6	9,090
	180	57.0	7,950	59.3	7,960	61.4	7,980
	190	54.7	6,970	57.0	6,980	59.0	6,990
	200	52.4	6,100	54.7	6,110	56.6	6,120
80' JIB & 240' BOOM	210	50.0	5,310	52.3	5,320	54.2	5,340
	220	47.5	4,600	49.7	4,610	51.6	4,630
	230	44.9	3,970	47.1	3,980	48.9	4,000
	62	80.9	16,350*				
	70	79.5	15,950*				
	80	77.7	15,460*	80.1	13,480*		
	90	75.8	14,930*	78.2	13,160*	80.4	11,610*
	100	74.0	14,480*	76.3	12,790*	78.6	11,280*
	110	72.1	14,060*	74.4	12,470*	76.6	11,000*
	120	70.2	13,620*	72.5	12,030*	74.7	10,730*
	130	68.3	13,280*	70.6	11,720*	72.7	10,480*
	140	66.3	12,890*	68.6	11,350*	70.8	10,260*

*** OUTRIGGERS EXTENDED & SET

BOOM AND JIB LENGTH	JIB RADIUS (FEET)	5.0 DEG OFFSET		15.0 DEG OFFSET		25.0 DEG OFFSET	
		BOOM ANGLE	RATINGS (POUNDS)	BOOM ANGLE	RATINGS (POUNDS)	BOOM ANGLE	RATINGS (POUNDS)
80' JIB & 240' BOOM	150	64.3	11,390	66.6	11,050*	68.7	10,050*
	160	62.3	9,940	64.6	9,950	66.7	9,840*
	170	60.3	8,680	62.5	8,680	64.6	8,700
	180	58.2	7,560	60.4	7,570	62.4	7,580
	190	56.0	6,570	58.2	6,580	60.2	6,600
	200	53.8	5,690	56.0	5,700	57.9	5,720
	210	51.5	4,900	53.7	4,910	55.6	4,930
	220	49.1	4,200	51.3	4,210	53.1	4,230
	230	46.7	3,560	48.8	3,570	50.6	3,590
	240	44.1	2,990	46.3	3,000	48.0	3,020
80' JIB & 250' BOOM	64	80.9	16,290*				
	70	79.8	15,980*				
	80	78.0	15,440*	80.4	13,480*		
	90	76.3	15,020*	78.6	13,130*	80.7	11,620*
	100	74.5	14,510*	76.8	12,800*	78.9	11,340*
	110	72.6	14,140*	74.9	12,540*	77.1	11,060*
	120	70.8	13,690*	73.1	12,110*	75.2	10,740*
	130	69.0	13,360*	71.2	11,780*	73.3	10,530*
	140	67.1	12,690	69.3	11,460*	71.4	10,270*
	150	65.2	11,000	67.4	11,010	69.4	10,100*
	160	63.2	9,540	65.5	9,550	67.5	9,570
	170	61.3	8,270	63.5	8,280	65.4	8,300
	180	59.2	7,150	61.4	7,160	63.4	7,180
	190	57.2	6,170	59.4	6,180	61.3	6,190
	200	55.1	5,280	57.2	5,290	59.1	5,310
	210	52.9	4,500	55.0	4,510	56.9	4,530
	220	50.7	3,790	52.8	3,800	54.6	3,820
	230	48.3	3,160	50.4	3,170	52.2	3,180
	240	45.9	2,570	48.0	2,580	49.7	2,600
	250	43.4	2,050	45.5	2,060	47.1	2,080
80' JIB & 260' BOOM	65	81.0	16,230*				
	70	80.1	16,000*				
	80	78.4	15,510*	80.7	13,500*		
	90	76.7	15,010*	78.9	13,170*		
	100	74.9	14,610*	77.2	12,850*	79.3	11,360*
	110	73.2	14,170*	75.4	12,550*	77.5	11,070*
	120	71.4	13,770*	73.6	12,180*	75.7	10,800*
	130	69.6	13,380*	71.8	11,860*	73.8	10,540*
	140	67.8	12,710	70.0	11,500*	72.0	10,320*

*** OUTRIGGERS EXTENDED & SET

BOOM AND JIB LENGTH	JIB RADIUS (FEET)	5.0 DEG OFFSET		15.0 DEG OFFSET		25.0 DEG OFFSET	
		BOOM ANGLE	RATINGS (POUNDS)	BOOM ANGLE	RATINGS (POUNDS)	BOOM ANGLE	RATINGS (POUNDS)
80' JIB & 260' BOOM	150	66.0	11,020	68.1	11,030	70.1	10,100*
	160	64.1	9,560	66.2	9,570	68.2	9,580
	170	62.2	8,290	64.3	8,300	66.3	8,310
	180	60.2	7,170	62.4	7,180	64.3	7,200
	190	58.3	6,180	60.4	6,190	62.3	6,210
	200	56.2	5,300	58.4	5,310	60.2	5,320
	210	54.2	4,510	56.3	4,510	58.1	4,530
	220	52.0	3,800	54.1	3,800	55.9	3,820
	230	49.8	3,160	51.9	3,170	53.6	3,180
	240	47.6	2,570	49.6	2,580	51.3	2,600
	250	45.2	2,050	47.2	2,060	48.8	2,080
	260	42.7	1,570	44.7	1,580	46.3	1,600
80' JIB & 270' BOOM	67	80.9	16,140*				
	70	80.4	15,970*				
	80	78.7	15,530*	80.9	13,480*		
	90	77.1	15,030*	79.2	13,130*		
	100	75.4	14,620*	77.5	12,850*	79.6	11,360*
	110	73.7	14,190*	75.8	12,570*	77.8	11,080*
	120	72.0	13,790*	74.1	12,250*	76.1	10,810*
	130	70.2	13,460*	72.4	11,930*	74.3	10,590*
	140	68.5	12,310	70.6	11,610*	72.5	10,370*
	150	66.7	10,610	68.8	10,620	70.7	10,160*
	160	64.9	9,160	67.0	9,170	68.9	9,180
	170	63.0	7,880	65.1	7,890	67.0	7,900
	180	61.2	6,760	63.3	6,770	65.1	6,780
	190	59.3	5,770	61.3	5,780	63.2	5,800
	200	57.3	4,880	59.4	4,890	61.2	4,910
	210	55.4	4,100	57.4	4,110	59.2	4,130
	220	53.3	3,390	55.3	3,400	57.1	3,410
	230	51.2	2,740	53.2	2,750	54.9	2,760
	240	49.1	2,160	51.0	2,170	52.7	2,190
	250	46.8	1,620	48.8	1,630	50.4	1,650
	260	44.5	1,140	46.4	1,150	48.0	1,170
	270	42.1	700	44.0	710	45.5	740

*** OUTRIGGERS EXTENDED & SET

BOOM AND JIB LENGTH	JIB RADIUS (FEET)	5.0 DEG OFFSET		15.0 DEG OFFSET		25.0 DEG OFFSET	
		BOOM ANGLE	RATINGS (POUNDS)	BOOM ANGLE	RATINGS (POUNDS)	BOOM ANGLE	RATINGS (POUNDS)
90' JIB & 230' BOOM	63	80.9	13,230*				
	70	79.6	12,870*				
	80	77.8	12,370*	80.5	10,380*		
	90	76.0	11,910*	78.7	9,920*		
	100	74.1	11,340*	76.8	9,530*	79.3	8,270*
	110	72.2	10,850*	74.9	9,200*	77.4	8,010*
	120	70.3	10,350*	73.0	8,880*	75.5	7,780*
	130	68.4	9,900*	71.1	8,560*	73.5	7,590*
	140	66.5	9,540*	69.1	8,290*	71.5	7,400*
	150	64.5	9,170*	67.1	8,020*	69.5	7,210*
	160	62.5	8,850*	65.1	7,810*	67.4	7,060*
	170	60.4	8,550*	63.0	7,580*	65.3	6,910*
	180	58.3	8,040	60.9	7,400*	63.1	6,790*
	190	56.2	7,040	58.7	7,050	60.9	6,660*
	200	53.9	6,170	56.5	6,180	58.6	6,200
	210	51.7	5,390	54.1	5,400	56.3	5,420
	220	49.3	4,680	51.8	4,690	53.9	4,710
	230	46.9	4,050	49.3	4,060	51.3	4,080
90' JIB & 240' BOOM	65	80.8	13,160*				
	70	80.0	12,890*				
	80	78.2	12,400*	80.8	10,400*		
	90	76.4	11,970*	79.0	9,970*		
	100	74.6	11,470*	77.2	9,590*	79.6	8,280*
	110	72.8	10,940*	75.4	9,240*	77.8	8,050*
	120	71.0	10,490*	73.5	8,920*	75.9	7,820*
	130	69.1	10,040*	71.7	8,610*	74.0	7,620*
	140	67.2	9,650*	69.8	8,360*	72.1	7,430*
	150	65.3	9,290*	67.8	8,090*	70.2	7,240*
	160	63.4	8,940*	65.9	7,870*	68.2	7,090*
	170	61.4	8,630*	63.9	7,640*	66.2	6,930*
	180	59.4	7,630	61.9	7,460*	64.1	6,790*
	190	57.3	6,650	59.8	6,660	62.0	6,670*
	200	55.2	5,760	57.7	5,770	59.8	5,790
	210	53.0	4,980	55.5	4,990	57.6	5,010
	220	50.8	4,270	53.2	4,280	55.3	4,300
	230	48.5	3,640	50.9	3,650	52.9	3,670
	240	46.1	3,050	48.4	3,060	50.4	3,080

*** OUTRIGGERS EXTENDED & SET

BOOM AND JIB LENGTH	JIB RADIUS (FEET)	5.0 DEG OFFSET		15.0 DEG OFFSET		25.0 DEG OFFSET	
		BOOM ANGLE	RATINGS (POUNDS)	BOOM ANGLE	RATINGS (POUNDS)	BOOM ANGLE	RATINGS (POUNDS)
90' JIB & 250' BOOM	66	80.9	13,120*				
	70	80.3	12,910*				
	80	78.5	12,460*				
	90	76.8	12,000*	79.3	10,010*		
	100	75.1	11,590*	77.6	9,630*	80.0	8,280*
	110	73.3	11,050*	75.8	9,290*	78.2	8,050*
	120	71.5	10,600*	74.0	8,970*	76.4	7,810*
	130	69.8	10,140*	72.2	8,690*	74.5	7,620*
	140	67.9	9,740*	70.4	8,410*	72.7	7,430*
	150	66.1	9,380*	68.6	8,150*	70.8	7,270*
	160	64.2	9,060*	66.7	7,930*	68.9	7,110*
	170	62.3	8,360	64.8	7,710*	66.9	6,960*
	180	60.4	7,240	62.8	7,250	65.0	6,810*
	190	58.4	6,250	60.8	6,260	62.9	6,280
	200	56.4	5,370	58.8	5,380	60.9	5,400
	210	54.3	4,580	56.7	4,590	58.7	4,600
	220	52.2	3,870	54.5	3,870	56.5	3,890
	230	50.0	3,230	52.3	3,240	54.3	3,260
	240	47.7	2,650	50.0	2,660	51.9	2,680
	250	45.3	2,120	47.6	2,130	49.5	2,150
90' JIB & 260' BOOM	68	80.9	13,030*				
	70	80.5	12,930*				
	80	78.9	12,510*				
	90	77.2	12,060*	79.7	10,040*		
	100	75.5	11,650*	78.0	9,690*	80.3	8,320*
	110	73.8	11,130*	76.2	9,350*	78.5	8,060*
	120	72.1	10,690*	74.5	9,010*	76.8	7,850*
	130	70.4	10,240*	72.8	8,730*	75.0	7,650*
	140	68.6	9,840*	71.0	8,450*	73.2	7,450*
	150	66.8	9,480*	69.2	8,180*	71.4	7,260*
	160	65.0	9,150*	67.4	7,950*	69.6	7,110*
	170	63.2	8,360	65.6	7,770*	67.7	6,990*
	180	61.3	7,240	63.7	7,250	65.8	6,830*
	190	59.4	6,250	61.8	6,260	63.8	6,280
	200	57.5	5,360	59.8	5,370	61.8	5,390
	210	55.5	4,580	57.8	4,590	59.8	4,610
	220	53.5	3,870	55.7	3,880	57.7	3,900
	230	51.4	3,230	53.6	3,240	55.6	3,260

*** OUTRIGGERS EXTENDED & SET

BOOM AND JIB LENGTH	JIB RADIUS (FEET)	5.0 DEG OFFSET		15.0 DEG OFFSET		25.0 DEG OFFSET	
		BOOM ANGLE	RATINGS (POUNDS)	BOOM ANGLE	RATINGS (POUNDS)	BOOM ANGLE	RATINGS (POUNDS)
90' JIB & 260' BOOM	240	49.2	2,640	51.4	2,650	53.3	2,670
	250	47.0	2,110	49.2	2,130	51.0	2,150
	260	44.6	1,630	46.8	1,640	48.6	1,670
100' JIB & 250' BOOM	69	80.8	9,980*				
	70	80.7	9,920*				
	80	79.0	9,350*				
	90	77.3	8,840*	80.1	7,130*		
	100	75.7	8,380*	78.4	6,800*	81.0	5,730*
	110	74.0	7,980*	76.7	6,530*	79.2	5,550*
	120	72.2	7,580*	74.9	6,270*	77.5	5,370*
	130	70.5	7,240*	73.2	6,040*	75.7	5,190*
	140	68.7	6,910*	71.4	5,830*	73.9	5,040*
	150	67.0	6,620*	69.6	5,620*	72.1	4,890*
	160	65.2	6,350*	67.8	5,440*	70.2	4,780*
	170	63.3	6,130*	66.0	5,270*	68.4	4,660*
	180	61.5	5,890*	64.1	5,120*	66.5	4,560*
	190	59.6	5,690*	62.2	4,980*	64.5	4,470*
	200	57.6	5,450	60.2	4,840*	62.5	4,380*
	210	55.6	4,660	58.2	4,670	60.5	4,310*
	220	53.6	3,950	56.2	3,960	58.4	3,980
	230	51.5	3,310	54.0	3,320	56.2	3,340
	240	49.3	2,730	51.9	2,740	54.0	2,760
	250	47.1	2,190	49.6	2,210	51.7	2,230
100' JIB & 260' BOOM	70	80.9	9,970*				
	80	79.3	9,420*				
	90	77.7	8,910*	80.4	7,140*		
	100	76.1	8,460*	78.7	6,840*		
	110	74.4	8,040*	77.1	6,570*	79.5	5,540*
	120	72.7	7,670*	75.4	6,320*	77.8	5,350*
	130	71.1	7,310*	73.7	6,060*	76.1	5,200*
	140	69.4	7,010*	72.0	5,870*	74.4	5,050*
	150	67.6	6,710*	70.2	5,660*	72.6	4,900*
	160	65.9	6,420*	68.5	5,480*	70.9	4,780*
	170	64.1	6,180*	66.7	5,310*	69.0	4,660*
	180	62.3	5,960*	64.9	5,160*	67.2	4,570*
	190	60.5	5,760*	63.0	5,010*	65.3	4,470*
	200	58.6	5,440	61.2	4,870*	63.4	4,380*

AMERICAN HOIST & DERRICK CO.
ST. PAUL, MINNESOTA 55107

#16HL JIB RATINGS FOR MODEL 8460 TRUCK CR
77L TAPERED TIP B
68,500 LB. EXTENDED COUNTERWEI
W/18,000 LB. BUMPER COUNTERWEI
AMERICAN CARR

*** OUTRIGGERS EXTENDED & SET

BOOM AND JIB LENGTH	JIB RADIUS (FEET)	5.0 DEG OFFSET		15.0 DEG OFFSET		25.0 DEG OFFSET	
		BOOM ANGLE	RATINGS (POUNDS)	BOOM ANGLE	RATINGS (POUNDS)	BOOM ANGLE	RATINGS (POUNDS)
100'	210	56.7	4,660	59.2	4,670	61.5	4,290*
JIB	220	54.8	3,940	57.3	3,950	59.4	3,970
&	230	52.8	3,300	55.2	3,310	57.4	3,330
260'	240	50.7	2,710	53.2	2,720	55.3	2,740
BOOM	250	48.6	2,180	51.0	2,190	53.1	2,220
	260	46.4	1,700	48.8	1,710	50.8	1,730

Ratings in this chart are in pounds and do not exceed the percentage of tipping specified for this crane by ANSI B30.5. All ratings require that the crane be standing level on a firm uniformly supporting surface.

Lifting loads in excess of those shown on this chart or operation not in accordance with good operating practice, including limitations shown on sheet 3499 of Operator's Manual, can cause tipping, structural damage or catastrophic failure.

Asterisk (*) areas on this chart indicate ratings which are limited by strength of material or factors other than stability.

" JIB RADIUS IN FEET " is the horizontal distance at ground level from the center pin to a vertical line through the center of gravity of the suspended load.

The weight of all suspended blocks, slings or other load carrying devices including those at the main fall, are considered part of the jib load. The weight of standard hoisting ropes for the rating at a given radius has been calculated as part of the jib point dead load and need not be considered in determining net allowable loads. See Appendix A.

When using the main boom fall with the jib in place, the main fall ratings must be reduced by the jib effective weight shown in the table below, and the weight of all suspended blocks, slings, etc., at the main fall and twice the weight of any such devices at the jib fall. All load carrying devices are considered part of the load. See Appendix A.

The ratings shown on this chart make no allowance for such factors as the effects of out of plumb loads, wind, poor soil conditions, improper inflation of rubber tires and dynamic effects due to excessive operating speeds. The user (operator) must exercise judgement to make allowance for these conditions. See sheet 3499 of Operator's Manual for detailed information.

*** Jib ratings for truck mounted machines are with outriggers fully extended and set. Ratings apply over the side or over the rear unless otherwise specified. See back of sheet 3499 of Operator's Manual for definition of working areas on various types of cranes.

Do not lift over the front of a truck crane, either with or without outriggers unless equipped with a front bumper outrigger. If such a lift is unavoidable, consult American Hoist for special instructions and reduced ratings.

BOOM HOIST LINE is 14 parts of .75 inch diameter 6 X 26, WS, FW, RAL, IWRC, EIPS with a minimum breaking strength of 58,800 pounds.

PENDANT SUSPENSION LINE is 4 parts of 1.25 inch diameter EEIPS wire rope with a minimum breaking strength of 175,800 pounds.

JIB BACKSTAY and FRONTSTAY LINES are 2 parts of .875 inch diameter IPS wire rope with a minimum breaking strength of 69,200 pounds.

WHIPLINE is 1.0 inch diameter IPS wire rope with a minimum breaking strength of 89,800 pounds.

LOAD HOISTING INFORMATION

MAXIMUM LIFTING CAPACITY - LBS.	MINIMUM PARTS OF LINE	MAXIMUM HOISTING DISTANCE IN FEET R.H. DRUM C.L.L.	L.H. DRUM
32,000	2	420	295
25,650	1	840	590

ERECTION

TRUCK-WAGON - OVER END OR OVER SIDE

To erect over the end, boom must be positioned directly over the rear end of the carrier with outriggers completely extended and set.
To erect over the side, boom must be positioned over the side of the carrier, approximately 90 degrees to that side, with the outriggers completely extended and set. A-Frame (Gantry) must be fully raised. Blocks, slings and other load carrying devices must be on the ground during erection.

OVER END

BOOM LENGTH (FEET)	JIB LENGTH (FEET)	JIB
280	0	
270	80	
260	100	J16HL

OVER SIDE

BOOM LENGTH (FEET)	JIB LENGTH (FEET)	JIB
270	0	
260	0	
250	0	J16HL
240	60	
230	90	

THE ABOVE ERECTIONS ARE WITH 18,000 LB. FRONT BUMPER COUNTERWEIGHT.

TRAVEL WITH FRONT BUMPER COUNTERWEIGHT MAY CAUSE CARRIER DAMAGE.
SEE OPERATION SECTION OF OPERATOR'S MANUAL FOR FURTHER DETAILS.

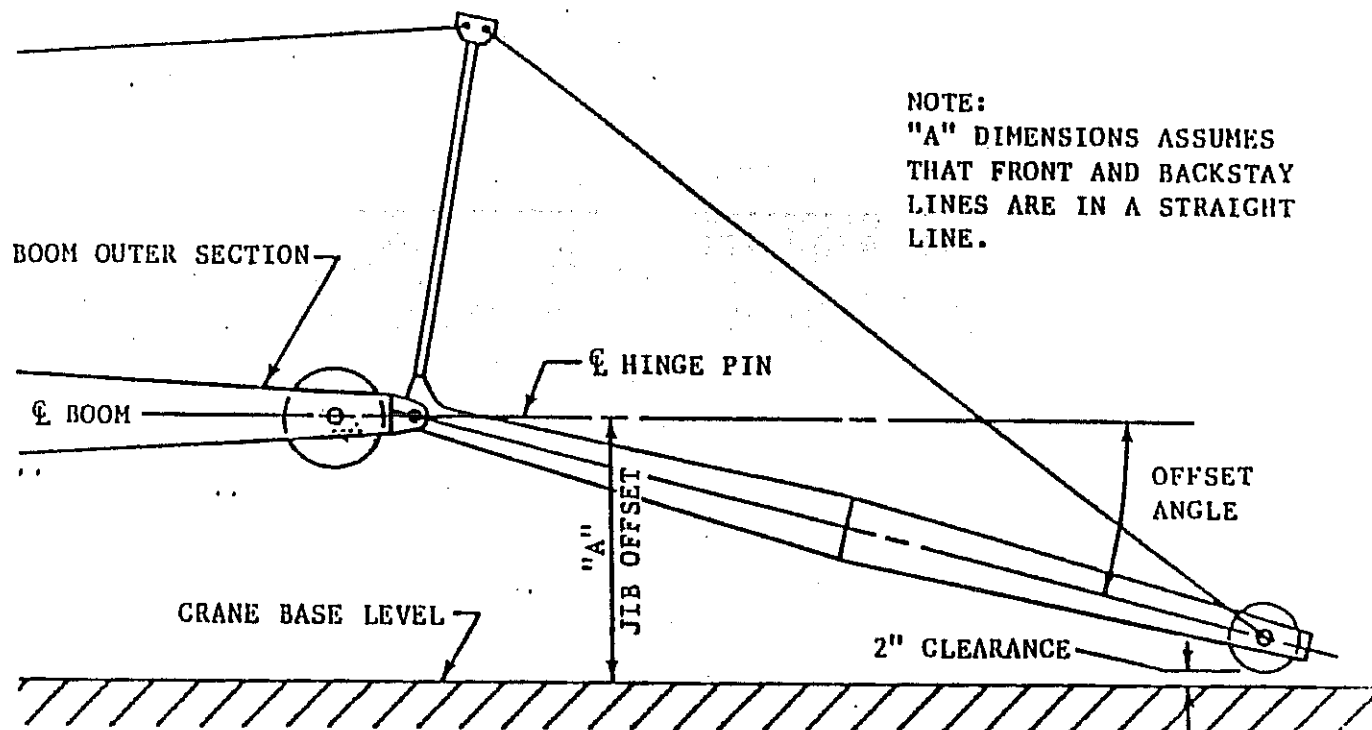
BOOM COMPOSITION CHART							
BOOM LENGTH (FEET)	30' 77S INNER	10' 77S CENTER	20' 77S CENTER	50' 77L CENTER	20' 77L OUTER	30' 77L TAPERED TIP	HANGER BLOCK
80	1	0	0	0	1	1	1
90	1	1	0	0	1	1	1
100	1	0	1	0	1	1	1
110	1	1	1	0	1	1	1
120	1	0	2	0	1	1	1
130	1	0	0	1	1	1	1
140	1	1	0	1	1	1	1
150	1	0	1	1	1	1	1
160	1	1	1	1	1	1	1
170	1	0	2	1	1	1	1
180	1	0	0	2	1	1	1
190	1	1	0	2	1	1	1
200	1	0	1	2	1	1	1
210	1	1	1	2	1	1	1
220	1	0	2	2	1	1	1
230	1	0	0	3	1	1	1
240	1	1	0	3	1	1	1
250	1	0	1	3	1	1	1
260	1	1	1	3	1	1	0
270	1	0	2	3	1	1	0

ALL RATINGS ARE BASED ON COUNTERWEIGHT BEING EXTENDED TO ITS
NORMAL OPERATING POSITION.

JIB COMPOSITION CHART

JIB SECTIONS

JIB LENGTH (FEET)	20' 32 INNER	10' 32 CENTER	20' 32 CENTER	20' 32 OUTER	EFF. JIB WEIGHT (LBS.)	JIB OFFSET "A" IN FEET		
						5 DEG.	15 DEG.	25 DEG.
40	1	0	0	1	1,500	4.8	10.2	15.1
50	1	1	0	1	2,050	5.7	12.1	18.3
60	1	0	1	1	2,600	6.5	13.8	21.2
70	1	1	1	1	3,150	7.1	15.9	24.3
80	1	0	2	1	3,700	7.8	17.7	27.3
90	1	1	2	1	4,350	8.3	19.6	30.6
100	1	0	3	1	4,950	9.0	21.3	33.5



*** OUTRIGGERS EXTENDED AND SET *** RATINGS OVER REAR ONLY

BOOM AND JIB LENGTH	JIB RADIUS (FEET)	5.0 DEG OFFSET		15.0 DEG OFFSET		25.0 DEG OFFSET	
		BOOM ANGLE	RATINGS (POUNDS)	BOOM ANGLE	RATINGS (POUNDS)	BOOM ANGLE	RATINGS (POUNDS)
40' (12.2M) JIB & 100' (30.5M) BOOM	31	80.6	32,000*				
	35	79.0	32,000*				
	40	76.9	32,000*	79.6	32,000*		
	50	72.7	32,000*	75.4	32,000*	77.9	31,690*
	60	68.3	32,000*	71.0	32,000*	73.5	28,440*
	70	63.9	32,000*	66.5	31,930*	68.9	25,900*
	80	59.2	32,000*	61.8	28,970*	64.1	23,800*
	90	54.3	30,490*	56.8	26,500*	59.0	22,090*
	100	49.0	27,560*	51.5	24,540*	53.6	20,670*
40' (12.2M) JIB & 110' (33.5M) BOOM	32	80.9	32,000*				
	35	79.7	32,000*				
	40	77.8	32,000*	80.3	32,000*		
	50	73.9	32,000*	76.4	32,000*	78.7	32,000*
	60	69.8	32,000*	72.3	32,000*	74.6	29,160*
	70	65.7	32,000*	68.2	32,000*	70.4	26,600*
	80	61.4	32,000*	63.9	30,130*	66.1	24,530*
	90	57.0	32,000*	59.4	27,690*	61.5	22,800*
	100	52.3	29,220*	54.6	25,630*	56.6	21,410*
	110	47.2	26,740*	49.5	23,920*	51.4	20,230*
40' (12.2M) JIB & 120' (36.6M) BOOM	34	80.7	32,000*				
	35	80.4	32,000*				
	40	78.5	32,000*	80.9	32,000*		
	50	74.9	32,000*	77.2	32,000*	79.5	32,000*
	60	71.1	32,000*	73.5	32,000*	75.7	29,860*
	70	67.3	32,000*	69.6	32,000*	71.8	27,280*
	80	63.4	32,000*	65.7	31,280*	67.7	25,190*
	90	59.3	32,000*	61.5	28,770*	63.5	23,560*
	100	55.0	30,880*	57.2	26,620*	59.2	22,030*
	110	50.5	28,280*	52.7	24,840*	54.5	20,870*
	120	45.6	25,990*	47.7	23,370*	49.5	19,860*
40' (12.2M) JIB & 130' (39.6M) BOOM	35	80.9	32,000*				
	40	79.2	32,000*				
	50	75.8	32,000*	78.0	32,000*	80.1	32,000*
	60	72.3	32,000*	74.5	32,000*	76.6	30,530*
	70	68.7	32,000*	70.9	32,000*	72.9	28,000*
	80	65.1	32,000*	67.2	32,000*	69.2	25,940*
	90	61.3	32,000*	63.4	29,720*	65.3	24,130*
	100	57.3	32,000*	59.5	27,620*	61.3	22,720*
	110	53.2	29,710*	55.3	25,800*	57.1	21,450*
	120	48.9	27,400*	50.9	24,260*	52.6	20,430*
	130	44.2	24,610	46.1	23,000*	47.7	19,520*

*** OUTRIGGERS EXTENDED AND SET *** RATINGS OVER REAR ONLY

BOOM AND JIB LENGTH	JIB RADIUS (FEET)	5.0 DEG OFFSET		15.0 DEG OFFSET		25.0 DEG OFFSET	
		BOOM ANGLE	RATINGS (POUNDS)	BOOM ANGLE	RATINGS (POUNDS)	BOOM ANGLE	RATINGS (POUNDS)
40'	37	80.8	32,000*				
(12.2M)	40	79.8	32,000*				
JIB	50	76.6	32,000*	78.7	32,000*	80.7	32,000*
&	60	73.3	32,000*	75.4	32,000*	77.3	31,050*
140'	70	70.0	32,000*	72.0	32,000*	73.9	28,630*
(42.7M)	80	66.5	32,000*	68.6	32,000*	70.4	26,520*
BOOM	90	63.0	32,000*	65.0	30,760*	66.9	24,750*
	100	59.4	32,000*	61.4	28,540*	63.1	23,260*
	110	55.6	30,510	57.6	26,670*	59.3	22,040*
	120	51.6	27,070	53.5	25,130*	55.2	20,970*
	130	47.4	24,220	49.3	23,780*	50.8	20,080*
	140	42.8	21,820	44.7	21,820	46.1	19,270*
40'	38	81.0	32,000*				
(12.2M)	40	80.4	32,000*				
JIB	50	77.3	32,000*	79.3	32,000*		
&	60	74.2	32,000*	76.2	32,000*	78.0	31,670*
150'	70	71.1	32,000*	73.0	32,000*	74.8	29,150*
(45.7M)	80	67.8	32,000*	69.8	32,000*	71.6	27,090*
BOOM	90	64.5	32,000*	66.5	31,660*	68.2	25,380*
	100	61.1	32,000*	63.0	29,520*	64.7	23,900*
	110	57.6	30,370	59.5	27,600*	61.2	22,630*
	120	54.0	26,940	55.8	26,020*	57.4	21,500*
	130	50.1	24,090	51.9	24,090	53.5	20,550*
	140	46.0	21,680	47.8	21,690	49.3	19,710*
	150	41.6	19,640	43.4	19,650	44.7	19,020*
40'	40	80.8	32,000*				
(12.2M)	50	77.9	32,000*	79.8	32,000*		
JIB	60	75.0	32,000*	76.9	32,000*	78.7	32,000*
&	70	72.0	32,000*	73.9	32,000*	75.6	29,750*
160'	80	69.0	32,000*	70.9	32,000*	72.5	27,610*
(48.8M)	90	65.9	32,000*	67.7	32,000*	69.4	25,930*
BOOM	100	62.7	32,000*	64.5	30,370*	66.2	24,420*
	110	59.4	30,000	61.2	28,470*	62.8	23,070*
	120	56.0	26,560	57.8	26,570	59.3	21,990*
	130	52.5	23,710	54.2	23,720	55.7	21,030*
	140	48.8	21,300	50.5	21,310	51.9	20,170*
	150	44.8	19,250	46.5	19,250	47.8	19,260
	160	40.5	17,480	42.1	17,490	43.4	17,500

*** OUTRIGGERS EXTENDED AND SET *** RATINGS OVER REAR ONLY

BOOM AND JIB LENGTH	JIB RADIUS (FEET)	5.0 DEG OFFSET		15.0 DEG OFFSET		25.0 DEG OFFSET	
		BOOM ANGLE	RATINGS (POUNDS)	BOOM ANGLE	RATINGS (POUNDS)	BOOM ANGLE	RATINGS (POUNDS)
40'	42	80.7	32,000*				
(12.2M)	50	78.5	32,000*	80.3	32,000*		
JIB	60	75.7	32,000*	77.5	32,000*	79.2	32,000*
&	70	72.9	32,000*	74.7	32,000*	76.4	30,190*
170'	80	70.0	32,000*	71.8	32,000*	73.4	28,160*
(51.8M)	90	67.1	32,000*	68.9	32,000*	70.5	26,430*
BOOM	100	64.1	32,000*	65.9	31,180*	67.4	24,890*
	110	61.0	29,630	62.8	29,230*	64.3	23,660*
	120	57.9	26,190	59.6	26,190	61.0	22,530*
	130	54.6	23,320	56.2	23,330	57.7	21,480*
	140	51.1	20,910	52.8	20,920	54.1	20,670*
	150	47.5	18,870	49.1	18,870	50.4	18,880
	160	43.6	17,090	45.2	17,100	46.5	17,110
	170	39.5	15,560	41.0	15,560	42.2	15,580
40'	43	80.9	32,000*				
(12.2M)	50	79.1	32,000*	80.8	32,000*		
JIB	60	76.4	32,000*	78.1	32,000*	79.7	32,000*
&	70	73.7	32,000*	75.4	32,000*	77.0	30,710*
180'	80	71.0	32,000*	72.7	32,000*	74.2	28,660*
(54.9M)	90	68.2	32,000*	69.9	32,000*	71.4	26,880*
BOOM	100	65.4	32,000*	67.0	31,990*	68.5	25,420*
	110	62.5	29,230	64.1	29,240	65.6	24,060*
	120	59.5	25,790	61.1	25,790	62.5	22,910*
	130	56.4	22,930	58.0	22,930	59.4	21,920*
	140	53.2	20,520	54.8	20,520	56.1	20,530
	150	49.9	18,460	51.4	18,460	52.7	18,470
	160	46.3	16,680	47.9	16,690	49.1	16,700
	170	42.6	15,140	44.1	15,150	45.2	15,160
	180	38.5	13,780	40.0	13,790	41.0	13,800
40'	45	80.8	32,000*				
(12.2M)	50	79.5	32,000*				
JIB	60	77.0	32,000*	78.6	32,000*	80.2	32,000*
&	70	74.4	32,000*	76.1	32,000*	77.6	31,110*
190'	80	71.8	32,000*	73.5	32,000*	75.0	29,110*
(57.9M)	90	69.2	32,000*	70.8	32,000*	72.3	27,400*
BOOM	100	66.5	32,000*	68.1	32,000*	69.5	25,870*
	110	63.8	28,850	65.3	28,860	66.8	24,610*
	120	60.9	25,390	62.5	25,400	63.9	23,450*
	130	58.0	22,530	59.6	22,530	60.9	22,370*
	140	55.1	20,110	56.6	20,110	57.9	20,120
	150	51.9	18,050	53.4	18,050	54.7	18,060

*** OUTRIGGERS EXTENDED AND SET *** RATINGS OVER REAR ONLY

BOOM AND JIB LENGTH	JIB RADIUS (FEET)	5.0 DEG OFFSET		15.0 DEG OFFSET		25.0 DEG OFFSET	
		BOOM ANGLE	RATINGS (POUNDS)	BOOM ANGLE	RATINGS (POUNDS)	BOOM ANGLE	RATINGS (POUNDS)
40'	160	48.7	16,270	50.2	16,280	51.4	16,290
(12.2M)	170	45.2	14,730	46.7	14,730	47.9	14,740
JIB	180	41.6	13,370	43.0	13,370	44.1	13,380
&	190	37.6	12,170	39.0	12,180	40.0	12,190
190'							
(57.9M)							
BOOM							
40'	46	80.9	32,000*				
(12.2M)	50	80.0	32,000*				
JIB	60	77.5	32,000*	79.1	32,000*	80.6	32,000*
&	70	75.1	32,000*	76.7	32,000*	78.1	31,610*
200'	80	72.6	32,000*	74.2	32,000*	75.6	29,620*
(61.0M)	90	70.1	32,000*	71.6	32,000*	73.1	27,810*
BOOM	100	67.5	32,000*	69.1	32,000*	70.5	26,290*
	110	64.9	28,640	66.5	28,650	67.8	24,980*
	120	62.3	25,190	63.8	25,190	65.1	23,820*
	130	59.5	22,320	61.0	22,330	62.3	22,330
	140	56.7	19,920	58.2	19,920	59.5	19,930
	150	53.8	17,850	55.3	17,860	56.5	17,870
	160	50.8	16,070	52.2	16,080	53.4	16,090
	170	47.6	14,520	49.0	14,530	50.1	14,540
	180	44.2	13,160	45.6	13,170	46.7	13,180
	190	40.7	11,960	42.0	11,970	43.0	11,980
	200	36.8	10,900	38.1	10,910	39.0	10,920
40'	48	80.8	32,000*				
(12.2M)	50	80.4	32,000*				
JIB	60	78.0	32,000*	79.6	32,000*	81.0	32,000*
&	70	75.7	32,000*	77.2	32,000*	78.6	32,000*
210'	80	73.3	32,000*	74.8	32,000*	76.2	30,030*
(64.0M)	90	70.9	32,000*	72.4	32,000*	73.8	28,260*
BOOM	100	68.5	32,000*	70.0	32,000*	71.3	26,800*
	110	66.0	28,270	67.5	28,270	68.8	25,460*
	120	63.5	24,810	64.9	24,810	66.2	24,230*
	130	60.9	21,940	62.3	21,940	63.6	21,950
	140	58.2	19,520	59.6	19,530	60.9	19,530
	150	55.5	17,470	56.9	17,470	58.1	17,480
	160	52.6	15,680	54.0	15,690	55.2	15,700
	170	49.7	14,120	51.0	14,130	52.1	14,140
	180	46.6	12,770	47.9	12,770	49.0	12,780
	190	43.3	11,570	44.6	11,570	45.6	11,580
	200	39.8	10,490	41.1	10,500	42.0	10,510
	210	36.0	9,540	37.3	9,540	38.1	9,560

*** OUTRIGGERS EXTENDED AND SET *** RATINGS OVER REAR ONLY

BOOM AND JIB LENGTH	JIB RADIUS (FEET)	5.0 DEG OFFSET		15.0 DEG OFFSET		25.0 DEG OFFSET	
		BOOM ANGLE	RATINGS (POUNDS)	BOOM ANGLE	RATINGS (POUNDS)	BOOM ANGLE	RATINGS (POUNDS)
40' (12.2M) JIB & 220' (67.1M) BOOM	49	81.0	32,000*				
	50	80.7	32,000*				
	60	78.5	32,000*	80.0	32,000*		
	70	76.3	32,000*	77.7	32,000*	79.1	32,000*
	80	74.0	32,000*	75.4	32,000*	76.8	30,410*
	90	71.7	32,000*	73.1	32,000*	74.4	28,660*
	100	69.4	32,000*	70.8	32,000*	72.1	27,160*
	110	67.0	27,890	68.4	27,890	69.7	25,870*
	120	64.6	24,430	66.0	24,430	67.2	24,440
	130	62.1	21,560	63.5	21,560	64.7	21,570
	140	59.6	19,140	60.9	19,140	62.1	19,150
	150	57.0	17,070	58.3	17,080	59.5	17,080
	160	54.3	15,290	55.6	15,290	56.8	15,300
	170	51.5	13,740	52.8	13,740	53.9	13,750
	180	48.6	12,370	49.9	12,370	51.0	12,380
	190	45.6	11,160	46.9	11,170	47.9	11,180
	200	42.4	10,090	43.7	10,100	44.6	10,110
	210	39.0	9,140	40.2	9,140	41.1	9,150
	220	35.3	8,280	36.5	8,280	37.3	8,300
40' (12.2M) JIB & 230' (70.1M) BOOM	51	80.9	32,000*				
	60	78.9	32,000*	80.4	32,000*		
	70	76.8	32,000*	78.2	32,000*	79.5	32,000*
	80	74.6	32,000*	76.0	32,000*	77.3	30,710*
	90	72.4	32,000*	73.8	32,000*	75.0	29,090*
	100	70.1	31,750	71.5	31,760	72.8	27,580*
	110	67.9	27,500	69.2	27,500	70.5	26,280*
	120	65.6	24,040	66.9	24,040	68.1	24,050
	130	63.2	21,160	64.6	21,170	65.7	21,180
	140	60.8	18,730	62.1	18,740	63.3	18,750
	150	58.3	16,670	59.7	16,670	60.8	16,680
	160	55.8	14,880	57.1	14,890	58.2	14,900
	170	53.2	13,320	54.5	13,320	55.6	13,330
	180	50.5	11,960	51.8	11,960	52.8	11,970
	190	47.7	10,750	48.9	10,760	49.9	10,770
	200	44.7	9,670	45.9	9,670	46.9	9,680
	210	41.6	8,710	42.8	8,710	43.7	8,730
	220	38.2	7,840	39.4	7,850	40.2	7,860
	230	34.6	7,080	35.7	7,080	36.5	7,100

*** OUTRIGGERS EXTENDED AND SET *** RATINGS OVER REAR ONLY

BOOM AND JIB LENGTH	JIB RADIUS (FEET)	5.0 DEG OFFSET		15.0 DEG OFFSET		25.0 DEG OFFSET	
		BOOM ANGLE	RATINGS (POUNDS)	BOOM ANGLE	RATINGS (POUNDS)	BOOM ANGLE	RATINGS (POUNDS)
40'	52	81.0	32,000*				
(12.2M)	60	79.3	32,000*	80.7	32,000*		
JIB	70	77.3	32,000*	78.6	32,000*	79.9	32,000*
&	80	75.2	32,000*	76.5	32,000*	77.7	31,040*
240'	90	73.0	32,000*	74.4	31,590*	75.6	29,420*
(73.2M)	100	70.9	30,950*	72.2	30,020*	73.4	27,960*
BOOM	110	68.7	27,110	70.0	27,110	71.2	26,650*
	120	66.5	23,640	67.8	23,640	69.0	23,650
	130	64.2	20,760	65.5	20,770	66.7	20,780
	140	61.9	18,330	63.2	18,340	64.4	18,350
	150	59.6	16,260	60.9	16,270	62.0	16,280
	160	57.2	14,480	58.5	14,480	59.5	14,490
	170	54.7	12,910	56.0	12,920	57.0	12,930
	180	52.2	11,540	53.4	11,550	54.4	11,560
	190	49.5	10,330	50.7	10,340	51.7	10,350
	200	46.7	9,260	47.9	9,260	48.9	9,270
	210	43.8	8,290	45.0	8,300	45.9	8,310
	220	40.8	7,420	41.9	7,430	42.8	7,440
	230	37.5	6,640	38.6	6,650	39.4	6,660
	240	34.0	5,940	35.0	5,950	35.7	5,970
40'	54	80.9	30,670*				
(12.2M)	60	79.7	29,390*				
JIB	70	77.7	27,420*	79.0	26,240*	80.2	24,950*
&	80	75.7	25,680*	77.0	24,680*	78.2	23,720*
250'	90	73.6	23,980*	74.9	23,290*	76.1	22,520*
(76.2M)	100	71.6	22,430*	72.9	21,900*	74.0	21,330*
BOOM	110	69.5	21,090*	70.7	20,600*	71.9	20,170*
	120	67.3	19,800*	68.6	19,470*	69.8	19,060*
	130	65.2	18,570*	66.4	18,310*	67.6	18,010*
	140	63.0	17,490*	64.2	17,270*	65.3	17,080*
	150	60.8	16,020	62.0	16,020	63.1	16,030
	160	58.5	14,230	59.7	14,240	60.7	14,250
	170	56.1	12,670	57.3	12,670	58.3	12,680
	180	53.7	11,300	54.9	11,310	55.9	11,320
	190	51.2	10,090	52.4	10,100	53.3	10,110
	200	48.6	9,010	49.8	9,020	50.7	9,030
	210	45.9	8,040	47.0	8,050	47.9	8,060
	220	43.0	7,180	44.2	7,180	45.0	7,200
	230	40.0	6,400	41.1	6,410	41.9	6,420
	240	36.8	5,690	37.9	5,700	38.6	5,710
	250	33.3	5,050	34.4	5,060	35.0	5,070

*** OUTRIGGERS EXTENDED AND SET *** RATINGS OVER REAR ONLY

BOOM AND JIB LENGTH	JIB RADIUS (FEET)	5.0 DEG OFFSET		15.0 DEG OFFSET		25.0 DEG OFFSET	
		BOOM ANGLE	RATINGS (POUNDS)	BOOM ANGLE	RATINGS (POUNDS)	BOOM ANGLE	RATINGS (POUNDS)
40'	56	80.8	27,880*				
(12.2M)	60	80.1	27,020*				
JIB	70	78.1	25,120*	79.4	24,090*	80.6	22,950*
&	80	76.2	23,320*	77.4	22,580*	78.6	21,740*
260'	90	74.2	21,710*	75.4	21,180*	76.6	20,460*
(79.2M)	100	72.2	20,230*	73.4	19,780*	74.6	19,320*
BOOM	110	70.2	18,910*	71.4	18,580*	72.5	18,170*
	120	68.1	17,680*	69.4	17,420*	70.5	17,080*
	130	66.1	16,520*	67.3	16,310*	68.4	16,110*
	140	64.0	15,420*	65.2	15,290*	66.2	15,150*
	150	61.8	14,450*	63.0	14,330*	64.1	14,220*
	160	59.6	13,480*	60.8	13,430*	61.8	13,380*
	170	57.4	12,270	58.6	12,280	59.6	12,290
	180	55.1	10,910	56.2	10,910	57.2	10,920
	190	52.7	9,690	53.9	9,690	54.8	9,700
	200	50.3	8,610	51.4	8,610	52.3	8,620
	210	47.7	7,640	48.8	7,640	49.7	7,650
	220	45.1	6,770	46.2	6,780	47.0	6,790
	230	42.3	5,980	43.4	5,990	44.2	6,000
	240	39.3	5,280	40.4	5,280	41.1	5,300
	250	36.2	4,640	37.2	4,640	37.9	4,660
	260	32.8	4,050	33.7	4,060	34.4	4,070
40'	57	80.9	25,330*				
(12.2M)	60	80.4	24,670*				
JIB	70	78.5	22,810*	79.7	21,910*	80.9	21,040*
&	80	76.6	21,060*	77.8	20,470*	79.0	19,740*
270'	90	74.7	19,560*	75.9	19,060*	77.0	18,560*
(82.3M)	100	72.8	18,110*	74.0	17,760*	75.1	17,410*
BOOM	110	70.8	16,790*	72.0	16,520*	73.1	16,250*
	120	68.9	15,560*	70.1	15,420*	71.1	15,230*
	130	66.9	14,470*	68.1	14,380*	69.1	14,200*
	140	64.9	13,460*	66.0	13,400*	67.1	13,300*
	150	62.8	12,510*	64.0	12,450*	65.0	12,410*
	160	60.7	11,580*	61.9	11,580*	62.9	11,540*
	170	58.6	10,760*	59.7	10,770*	60.7	10,770*
	180	56.4	9,950*	57.5	10,000*	58.5	10,010*
	190	54.1	9,180*	55.2	9,270*	56.2	9,280*
	200	51.8	8,210	52.9	8,210	53.8	8,220
	210	49.4	7,240	50.5	7,240	51.4	7,250
	220	46.9	6,360	48.0	6,370	48.8	6,380
	230	44.3	5,580	45.3	5,590	46.2	5,600

*** OUTRIGGERS EXTENDED AND SET *** RATINGS OVER REAR ONLY

BOOM AND JIB LENGTH	JIB RADIUS (FEET)	5.0 DEG OFFSET		15.0 DEG OFFSET		25.0 DEG OFFSET	
		BOOM ANGLE	RATINGS (POUNDS)	BOOM ANGLE	RATINGS (POUNDS)	BOOM ANGLE	RATINGS (POUNDS)
40'	240	41.5	4,870	42.6	4,880	43.4	4,890
(12.2M)	250	38.6	4,220	39.7	4,220	40.4	4,230
JIB	260	35.6	3,640	36.5	3,640	37.2	3,660
&	270	32.2	3,100	33.1	3,110	33.7	3,120
270'							
(82.3M)							
BOOM							
50'	38	80.7	32,000*				
(15.2M)	40	80.1	32,000*				
JIB	50	76.9	30,780*	79.5	28,320*		
&	60	73.6	29,740*	76.2	27,460*	78.7	25,770*
130'	70	70.2	28,740*	72.8	26,770*	75.3	23,890*
(39.6M)	80	66.8	27,730*	69.4	26,030*	71.8	22,150*
BOOM	90	63.3	26,920*	65.8	25,460*	68.1	20,550*
	100	59.6	26,190*	62.2	23,670*	64.4	19,320*
	110	55.9	25,470*	58.3	22,130*	60.5	18,210*
	120	51.9	23,630*	54.3	20,750*	56.4	17,260*
	130	47.7	21,900*	50.1	19,550*	52.1	16,510*
50'	39	80.9	32,000*				
(15.2M)	40	80.6	32,000*				
JIB	50	77.6	31,080*	80.1	28,450*		
&	60	74.5	29,940*	77.0	27,620*	79.3	25,860*
140'	70	71.3	28,910*	73.8	26,940*	76.1	24,350*
(42.7M)	80	68.1	28,100*	70.5	26,240*	72.8	22,580*
BOOM	90	64.8	27,190*	67.2	25,610*	69.4	21,080*
	100	61.4	26,450*	63.8	24,480*	66.0	19,810*
	110	57.9	25,760*	60.3	22,860*	62.4	18,640*
	120	54.2	24,780*	56.6	21,420*	58.6	17,710*
	130	50.4	22,930*	52.7	20,200*	54.6	16,880*
	140	46.3	21,410*	48.5	19,200*	50.4	16,220*
50'	41	80.8	31,990*				
(15.2M)	50	78.2	31,100*	80.6	28,330*		
JIB	60	75.3	30,080*	77.6	27,670*	79.9	25,720*
&	70	72.3	29,090*	74.6	27,010*	76.8	24,780*
150'	80	69.2	28,200*	71.6	26,320*	73.7	23,020*
(45.7M)	90	66.1	27,380*	68.5	25,680*	70.6	21,470*
BOOM	100	63.0	26,700*	65.2	25,200*	67.3	20,220*
	110	59.7	25,990*	61.9	23,510*	64.0	19,090*
	120	56.3	25,450*	58.5	22,130*	60.5	18,100*
	130	52.7	23,970*	54.9	20,840*	56.8	17,270*
	140	49.0	21,810	51.2	19,830*	53.0	16,580*
	150	45.0	19,760	47.2	18,850*	48.9	15,990*

*** OUTRIGGERS EXTENDED AND SET *** RATINGS OVER REAR ONLY

BOOM AND JIB LENGTH	JIB RADIUS (FEET)	5.0 DEG OFFSET		15.0 DEG OFFSET		25.0 DEG OFFSET	
		BOOM ANGLE	RATINGS (POUNDS)	BOOM ANGLE	RATINGS (POUNDS)	BOOM ANGLE	RATINGS (POUNDS)
50'	42	81.0	31,990*				
(15.2M)	50	78.8	31,160*				
JIB	60	76.0	30,220*	78.2	27,740*	80.4	25,750*
&	70	73.1	29,250*	75.4	27,090*	77.5	25,210*
160'	80	70.3	28,400*	72.5	26,470*	74.6	23,450*
(48.8M)	90	67.3	27,660*	69.5	25,910*	71.6	21,880*
BOOM	100	64.3	26,950*	66.5	25,380*	68.5	20,630*
	110	61.3	26,330*	63.4	24,230*	65.4	19,510*
	120	58.1	25,700*	60.2	22,730*	62.1	18,540*
	130	54.8	23,840	56.9	21,470*	58.7	17,680*
	140	51.4	21,420	53.4	20,360*	55.2	16,950*
	150	47.7	19,380	49.8	19,380	51.5	16,280*
	160	43.9	17,600	45.9	17,610	47.5	15,770*
50'	44	80.9	31,930*				
(15.2M)	50	79.3	31,350*				
JIB	60	76.6	30,370*	78.8	27,830*	80.8	25,780*
&	70	73.9	29,530*	76.1	27,180*	78.1	25,420*
170'	80	71.2	28,690*	73.3	26,550*	75.3	23,770*
(51.8M)	90	68.4	27,850*	70.5	25,980*	72.5	22,310*
BOOM	100	65.6	27,240*	67.7	25,510*	69.6	21,010*
	110	62.7	26,600*	64.8	24,830*	66.6	19,900*
	120	59.7	25,910*	61.8	23,400*	63.6	18,930*
	130	56.6	23,450	58.7	22,130*	60.4	18,050*
	140	53.4	21,050	55.4	20,960*	57.1	17,320*
	150	50.1	18,990	52.1	18,990	53.7	16,650*
	160	46.6	17,210	48.5	17,220	50.1	16,070*
	170	42.8	15,670	44.7	15,680	46.2	15,610*
50'	46	80.8	31,820*				
(15.2M)	50	79.7	31,410*				
JIB	60	77.2	30,520*	79.3	27,900*		
&	70	74.6	29,680*	76.7	27,260*	78.6	25,430*
180'	80	72.0	28,830*	74.1	26,630*	76.0	24,200*
(54.9M)	90	69.4	28,150*	71.4	26,160*	73.3	22,680*
BOOM	100	66.7	27,390*	68.7	25,600*	70.6	21,440*
	110	64.0	26,790*	66.0	25,130*	67.8	20,310*
	120	61.2	25,920	63.1	23,960*	64.9	19,270*
	130	58.3	23,060	60.2	22,660*	61.9	18,420*
	140	55.3	20,640	57.2	20,650	58.9	17,610*
	150	52.2	18,580	54.1	18,580	55.7	16,950*
	160	48.9	16,810	50.8	16,820	52.3	16,360*
	170	45.5	15,260	47.3	15,260	48.8	15,270
	180	41.8	13,910	43.6	13,910	45.0	13,930

*** OUTRIGGERS EXTENDED AND SET *** RATINGS OVER REAR ONLY

BOOM AND JIB LENGTH	JIB RADIUS (FEET)	5.0 DEG OFFSET		15.0 DEG OFFSET		25.0 DEG OFFSET	
		BOOM ANGLE	RATINGS (POUNDS)	BOOM ANGLE	RATINGS (POUNDS)	BOOM ANGLE	RATINGS (POUNDS)
50' (15.2M) JIB & 190' (57.9M) BOOM	47	80.9	31,730*				
	50	80.2	31,470*				
	60	77.8	30,570*	79.7	27,850*		
	70	75.3	29,720*	77.3	27,340*	79.1	25,340*
	80	72.8	28,960*	74.8	26,700*	76.6	24,470*
	90	70.3	28,290*	72.2	26,220*	74.0	23,010*
	100	67.7	27,560*	69.7	25,730*	71.4	21,730*
	110	65.1	26,950*	67.1	25,240*	68.8	20,600*
	120	62.5	25,530	64.4	24,590*	66.1	19,650*
	130	59.7	22,660	61.6	22,670	63.3	18,790*
	140	56.9	20,250	58.8	20,250	60.4	17,990*
	150	54.0	18,180	55.8	18,190	57.4	17,330*
	160	51.0	16,400	52.8	16,410	54.3	16,420
	170	47.8	14,850	49.6	14,860	51.0	14,870
	180	44.4	13,490	46.2	13,500	47.6	13,510
	190	40.9	12,290	42.6	12,300	43.9	12,310
50' (15.2M) JIB & 200' (61.0M) BOOM	49	80.8	31,300*				
	50	80.6	31,170*				
	60	78.2	30,470*	80.2	27,690*		
	70	75.9	29,720*	77.8	27,180*	79.6	25,150*
	80	73.5	28,990*	75.4	26,670*	77.2	24,790*
	90	71.1	28,230*	73.0	26,200*	74.7	23,350*
	100	68.7	27,600*	70.5	25,660*	72.2	22,080*
	110	66.2	26,970*	68.0	25,260*	69.7	21,000*
	120	63.7	25,310	65.5	24,880*	67.1	19,980*
	130	61.1	22,450	62.9	22,450	64.5	19,080*
	140	58.4	20,030	60.2	20,040	61.8	18,280*
	150	55.7	17,970	57.4	17,970	59.0	17,630*
	160	52.8	16,190	54.6	16,200	56.0	16,210
	170	49.9	14,640	51.6	14,650	53.0	14,660
	180	46.8	13,280	48.5	13,280	49.8	13,300
	190	43.5	12,080	45.1	12,080	46.5	12,100
	200	40.0	11,010	41.6	11,020	42.8	11,030
50' (15.2M) JIB & 210' (64.0M) BOOM	50	80.9	31,230*				
	60	78.7	30,540*	80.5	27,670*		
	70	76.5	29,740*	78.3	27,150*	80.0	25,180*
	80	74.2	28,990*	76.0	26,730*	77.7	24,810*
	90	71.9	28,420*	73.7	26,250*	75.3	23,630*
	100	69.5	27,720*	71.3	25,750*	73.0	22,420*
	110	67.2	27,210*	68.9	25,300*	70.6	21,310*
	120	64.7	24,940	66.5	24,940	68.1	20,260*
	130	62.3	22,070	64.0	22,070	65.6	19,370*
	140	59.8	19,650	61.5	19,650	63.0	18,650*
	150	57.2	17,580	58.9	17,590	60.4	17,600

*** OUTRIGGERS EXTENDED AND SET *** RATINGS OVER REAR ONLY

BOOM AND JIB LENGTH	JIB RADIUS (FEET)	5.0 DEG OFFSET		15.0 DEG OFFSET		25.0 DEG OFFSET	
		BOOM ANGLE	RATINGS (POUNDS)	BOOM ANGLE	RATINGS (POUNDS)	BOOM ANGLE	RATINGS (POUNDS)
50'	160	54.5	15,800	56.2	15,800	57.6	15,810
(15.2M)	170	51.7	14,250	53.4	14,250	54.8	14,260
JIB	180	48.8	12,890	50.5	12,890	51.8	12,910
&	190	45.8	11,680	47.4	11,690	48.7	11,700
210'	200	42.6	10,610	44.2	10,620	45.4	10,630
(64.0M)	210	39.2	9,660	40.7	9,660	41.9	9,680
BOOM							
50'	52	80.8	31,070*				
(15.2M)	60	79.1	30,480*	80.9	27,660*		
JIB	70	77.0	29,750*	78.7	27,160*	80.4	25,100*
&	80	74.8	29,110*	76.5	26,670*	78.2	24,820*
220'	90	72.6	28,510*	74.3	26,300*	75.9	23,940*
(67.1M)	100	70.3	27,800*	72.1	25,770*	73.6	22,730*
BOOM	110	68.1	27,270*	69.8	25,350*	71.3	21,580*
	120	65.7	24,560	67.4	24,560	69.0	20,620*
	130	63.4	21,680	65.1	21,690	66.6	19,740*
	140	61.0	19,260	62.7	19,270	64.1	18,920*
	150	58.5	17,200	60.2	17,200	61.6	17,210
	160	56.0	15,410	57.6	15,420	59.0	15,430
	170	53.4	13,860	55.0	13,860	56.4	13,880
	180	50.7	12,490	52.3	12,490	53.6	12,510
	190	47.8	11,280	49.4	11,290	50.7	11,300
	200	44.9	10,210	46.4	10,210	47.7	10,230
	210	41.7	9,250	43.3	9,260	44.4	9,270
	220	38.4	8,380	39.9	8,390	41.0	8,410
50'	53	81.0	30,960*				
(15.2M)	60	79.5	30,520*				
JIB	70	77.4	29,860*	79.1	27,200*	80.7	24,960*
&	80	75.3	29,080*	77.0	26,650*	78.6	24,720*
230'	90	73.2	28,450*	74.9	26,220*	76.4	24,270*
(70.1M)	100	71.1	27,870*	72.7	25,870*	74.3	23,010*
BOOM	110	68.9	27,290*	70.5	25,450*	72.0	21,890*
	120	66.7	24,170	68.3	24,170	69.8	20,890*
	130	64.4	21,280	66.0	21,290	67.5	20,040*
	140	62.1	18,860	63.7	18,870	65.2	18,880
	150	59.8	16,790	61.4	16,800	62.8	16,810
	160	57.4	15,010	59.0	15,010	60.3	15,020
	170	54.9	13,440	56.5	13,450	57.8	13,460
	180	52.3	12,080	53.9	12,090	55.2	12,100
	190	49.7	10,870	51.2	10,880	52.5	10,890

*** OUTRIGGERS EXTENDED AND SET *** RATINGS OVER REAR ONLY

BOOM AND JIB LENGTH	JIB RADIUS (FEET)	5.0 DEG OFFSET		15.0 DEG OFFSET		25.0 DEG OFFSET	
		BOOM ANGLE	RATINGS (POUNDS)	BOOM ANGLE	RATINGS (POUNDS)	BOOM ANGLE	RATINGS (POUNDS)
50' (15.2M) JIB & 230' (70.1M) BOOM	200	46.9	9,790	48.4	9,790	49.6	9,800
	210	44.0	8,820	45.5	8,830	46.7	8,840
	220	40.9	7,960	42.4	7,970	43.5	7,990
	230	37.7	7,180	39.1	7,190	40.1	7,200
50' (15.2M) JIB & 240' (73.2M) BOOM	55	80.9	30,750*				
	60	79.9	30,360*				
	70	77.9	29,730*	79.5	27,060*		
	80	75.8	29,170*	77.5	26,590*	79.0	24,630*
	90	73.8	28,520*	75.4	26,200*	76.9	24,340*
	100	71.7	27,870*	73.3	25,750*	74.8	23,310*
	110	69.6	27,240	71.2	25,370*	72.7	22,200*
	120	67.5	23,760	69.1	23,770	70.6	21,150*
	130	65.4	20,890	66.9	20,900	68.4	20,300*
	140	63.2	18,460	64.7	18,470	66.1	18,480
	150	60.9	16,390	62.5	16,400	63.8	16,410
	160	58.6	14,600	60.2	14,610	61.5	14,620
	170	56.3	13,040	57.8	13,040	59.1	13,050
	180	53.8	11,660	55.4	11,670	56.6	11,680
	190	51.3	10,450	52.8	10,460	54.1	10,470
	200	48.7	9,370	50.2	9,380	51.4	9,390
	210	46.0	8,410	47.5	8,420	48.6	8,430
	220	43.2	7,540	44.6	7,550	45.7	7,560
	230	40.2	6,760	41.6	6,770	42.6	6,780
	240	37.0	6,060	38.3	6,070	39.3	6,080
50' (15.2M) JIB & 250' (76.2M) BOOM	56	81.0	29,300*				
	60	80.2	28,530*				
	70	78.3	26,560*	79.9	24,980*		
	80	76.3	24,920*	77.9	23,620*	79.4	22,330*
	90	74.4	23,320*	75.9	22,320*	77.4	21,300*
	100	72.4	21,870*	73.9	21,100*	75.4	20,250*
	110	70.3	20,470*	71.9	19,920*	73.3	19,260*
	120	68.3	19,260*	69.8	18,750*	71.2	18,260*
	130	66.2	18,110*	67.8	17,700*	69.1	17,290*
	140	64.1	17,030*	65.6	16,740*	67.0	16,410*
	150	62.0	16,000*	63.5	15,790*	64.8	15,520*
	160	59.8	14,350	61.3	14,350	62.6	14,370
	170	57.5	12,790	59.0	12,800	60.3	12,810
	180	55.2	11,420	56.7	11,420	58.0	11,440
	190	52.9	10,210	54.3	10,210	55.5	10,220
	200	50.4	9,130	51.8	9,130	53.0	9,140
	210	47.9	8,160	49.3	8,170	50.4	8,180

*** OUTRIGGERS EXTENDED AND SET *** RATINGS OVER REAR ONLY

BOOM AND JIB LENGTH	JIB RADIUS (FEET)	5.0 DEG OFFSET		15.0 DEG OFFSET		25.0 DEG OFFSET	
		BOOM ANGLE	RATINGS (POUNDS)	BOOM ANGLE	RATINGS (POUNDS)	BOOM ANGLE	RATINGS (POUNDS)
50'	220	45.2	7,290	46.6	7,300	47.7	7,310
(15.2M)	230	42.4	6,500	43.8	6,510	44.8	6,530
JIB	240	39.5	5,800	40.8	5,810	41.8	5,820
&	250	36.3	5,160	37.6	5,170	38.5	5,180
250'							
(76.2M)							
BOOM							
50'	58	80.9	26,540*				
(15.2M)	60	80.5	26,200*				
JIB	70	78.7	24,410*	80.2	22,960*		
&	80	76.8	22,690*	78.3	21,640*	79.7	20,500*
260'	90	74.9	21,130*	76.4	20,350*	77.8	19,460*
(79.2M)	100	73.0	19,680*	74.5	19,120*	75.9	18,410*
BOOM	110	71.0	18,380*	72.5	17,970*	73.9	17,370*
	120	69.0	17,220*	70.5	16,810*	71.9	16,410*
	130	67.0	16,060*	68.5	15,780*	69.9	15,520*
	140	65.0	15,030*	66.5	14,840*	67.8	14,630*
	150	63.0	14,060*	64.4	13,950*	65.7	13,770*
	160	60.9	13,150*	62.3	13,100*	63.6	12,930*
	170	58.7	12,330*	60.2	12,280*	61.4	12,170*
	180	56.5	11,020	57.9	11,030	59.2	11,040
	190	54.3	9,810	55.7	9,810	56.9	9,830
	200	51.9	8,730	53.3	8,730	54.5	8,750
	210	49.5	7,760	50.9	7,770	52.0	7,780
	220	47.0	6,880	48.4	6,890	49.5	6,900
	230	44.4	6,100	45.8	6,110	46.8	6,120
	240	41.7	5,390	43.0	5,400	44.0	5,410
	250	38.8	4,750	40.1	4,750	41.0	4,770
	260	35.7	4,160	37.0	4,160	37.8	4,180
50'	60	80.8	24,010*				
(15.2M)	70	79.0	22,220*	80.5	21,050*		
JIB	80	77.2	20,550*	78.7	19,650*	80.1	18,730*
&	90	75.4	19,030*	76.8	18,370*	78.2	17,680*
270'	100	73.5	17,640*	75.0	17,150*	76.3	16,640*
(82.3M)	110	71.6	16,340*	73.1	16,000*	74.4	15,590*
BOOM	120	69.7	15,170*	71.2	14,960*	72.5	14,620*
	130	67.8	14,150*	69.2	13,930*	70.5	13,700*
	140	65.9	13,130*	67.3	13,020*	68.6	12,850*
	150	63.9	12,190*	65.3	12,130*	66.6	12,040*
	160	61.9	11,300*	63.3	11,310*	64.5	11,220*
	170	59.8	10,530*	61.2	10,530*	62.4	10,500*
	180	57.7	9,730*	59.1	9,780*	60.3	9,790*
	190	55.5	9,010*	56.9	9,060*	58.1	9,110*
	200	53.3	8,320*	54.7	8,340	55.8	8,350

*** OUTRIGGERS EXTENDED AND SET *** RATINGS OVER REAR ONLY

BOOM AND JIB LENGTH	JIB RADIUS (FEET)	5.0 DEG OFFSET		15.0 DEG OFFSET		25.0 DEG OFFSET	
		BOOM ANGLE	RATINGS (POUNDS)	BOOM ANGLE	RATINGS (POUNDS)	BOOM ANGLE	RATINGS (POUNDS)
50'	210	51.1	7,360	52.4	7,370	53.5	7,380
(15.2M)	220	48.7	6,480	50.0	6,490	51.1	6,500
JIB	230	46.2	5,700	47.6	5,700	48.6	5,720
&	240	43.7	4,980	45.0	4,980	46.0	5,000
270'	250	41.0	4,330	42.3	4,330	43.2	4,350
(82.3M)	260	38.2	3,740	39.4	3,750	40.3	3,770
BOOM	270	35.1	3,200	36.3	3,210	37.1	3,230
60'	43	80.9	28,880*				
(18.3M)	50	79.0	28,150*				
JIB	60	76.2	27,210*	78.9	24,770*		
&	70	73.4	26,220*	76.1	24,070*	78.6	21,800*
150'	80	70.5	25,410*	73.2	23,480*	75.7	20,190*
(45.7M)	90	67.6	24,580*	70.2	22,830*	72.7	18,870*
BOOM	100	64.6	23,880*	67.2	22,010*	69.6	17,700*
	110	61.5	23,210*	64.1	20,600*	66.5	16,680*
	120	58.3	22,560*	60.9	19,300*	63.2	15,800*
	130	55.0	20,980*	57.6	18,200*	59.8	15,070*
	140	51.6	19,600*	54.1	17,210*	56.3	14,380*
	150	48.0	18,370*	50.4	16,350*	52.5	13,830*
60'	45	80.8	28,780*				
(18.3M)	50	79.5	28,320*				
JIB	60	76.8	27,290*	79.4	24,800*		
&	70	74.2	26,410*	76.7	24,190*	79.2	22,050*
160'	80	71.4	25,640*	74.0	23,530*	76.4	20,480*
(48.8M)	90	68.7	24,830*	71.2	23,040*	73.6	19,130*
BOOM	100	65.8	24,100*	68.3	22,480*	70.7	18,000*
	110	62.9	23,430*	65.4	21,140*	67.7	16,990*
	120	59.9	22,850*	62.4	19,780*	64.6	16,120*
	130	56.8	21,910*	59.3	18,690*	61.5	15,350*
	140	53.6	20,390*	56.1	17,730*	58.2	14,680*
	150	50.3	19,080*	52.7	16,850*	54.7	14,130*
	160	46.8	17,710	49.1	16,050*	51.1	13,640*
60'	46	81.0	28,720*				
(18.3M)	50	80.0	28,430*				
JIB	60	77.4	27,490*	79.9	24,840*		
&	70	74.9	26,620*	77.3	24,300*	79.7	22,360*
170'	80	72.3	25,790*	74.7	23,680*	77.0	20,830*
(51.8M)	90	69.6	25,060*	72.1	23,090*	74.3	19,480*
BOOM	100	66.9	24,350*	69.4	22,550*	71.6	18,350*
	110	64.2	23,710*	66.6	21,650*	68.8	17,340*
	120	61.4	23,060*	63.8	20,330*	65.9	16,470*
	130	58.5	22,560*	60.8	19,160*	62.9	15,650*

*** OUTRIGGERS EXTENDED AND SET *** RATINGS OVER REAR ONLY

BOOM AND JIB LENGTH	JIB RADIUS (FEET)	5.0 DEG OFFSET		15.0 DEG OFFSET		25.0 DEG OFFSET	
		BOOM ANGLE	RATINGS (POUNDS)	BOOM ANGLE	RATINGS (POUNDS)	BOOM ANGLE	RATINGS (POUNDS)
60'	140	55.5	21,130*	57.8	18,170*	59.8	14,980*
(18.3M)	150	52.4	19,110	54.7	17,290*	56.6	14,370*
JIB	160	49.1	17,330	51.4	16,490*	53.3	13,880*
&	170	45.7	15,790	47.9	15,790	49.7	13,450*
170'							
(51.8M)							
BOOM							
60'	48	80.9	28,640*				
(18.3M)	50	80.4	28,440*				
JIB	60	78.0	27,570*	80.3	24,890*		
&	70	75.5	26,700*	77.9	24,310*	80.1	22,420*
180'	80	73.0	25,980*	75.4	23,710*	77.6	21,090*
(54.9M)	90	70.5	25,250*	72.9	23,220*	75.0	19,750*
BOOM	100	68.0	24,580*	70.3	22,690*	72.4	18,620*
	110	65.3	23,910*	67.6	22,210*	69.8	17,640*
	120	62.7	23,340*	65.0	20,880*	67.0	16,710*
	130	59.9	22,800*	62.2	19,700*	64.2	15,950*
	140	57.1	20,770	59.4	18,620*	61.3	15,280*
	150	54.2	18,700	56.4	17,740*	58.3	14,680*
	160	51.2	16,920	53.4	16,930*	55.2	14,110*
	170	48.0	15,370	50.1	15,380	51.9	13,690*
	180	44.6	14,020	46.8	14,030	48.5	13,270*
60'	50	80.8	28,460*				
(18.3M)	60	78.4	27,640*	80.7	24,940*		
JIB	70	76.1	26,890*	78.4	24,320*	80.5	22,400*
&	80	73.7	26,160*	76.0	23,800*	78.1	21,350*
190'	90	71.3	25,390*	73.6	23,350*	75.7	20,010*
(57.9M)	100	68.9	24,670*	71.1	22,770*	73.2	18,930*
BOOM	110	66.4	24,060*	68.6	22,350*	70.6	17,930*
	120	63.9	23,460*	66.1	21,340*	68.1	17,000*
	130	61.3	22,790	63.4	20,160*	65.4	16,260*
	140	58.6	20,370	60.8	19,100*	62.7	15,520*
	150	55.8	18,310	58.0	18,180*	59.9	14,910*
	160	53.0	16,520	55.1	16,530	56.9	14,370*
	170	50.0	14,970	52.1	14,980	53.9	13,930*
	180	46.9	13,610	49.0	13,620	50.7	13,500*
	190	43.7	12,410	45.7	12,410	47.3	12,430

*** OUTRIGGERS EXTENDED AND SET *** RATINGS OVER REAR ONLY

BOOM AND JIB LENGTH	JIB RADIUS (FEET)	5.0 DEG OFFSET		15.0 DEG OFFSET		25.0 DEG OFFSET	
		BOOM ANGLE	RATINGS (POUNDS)	BOOM ANGLE	RATINGS (POUNDS)	BOOM ANGLE	RATINGS (POUNDS)
60' (18.3M) JIB & 200' (61.0M) BOOM	51	80.9	28,150*				
	60	78.9	27,450*				
	70	76.6	26,750*	78.8	24,230*	80.9	22,140*
	80	74.4	26,030*	76.6	23,680*	78.6	21,510*
	90	72.1	25,340*	74.2	23,200*	76.2	20,250*
	100	69.7	24,700*	71.9	22,720*	73.9	19,140*
	110	67.4	24,100*	69.5	22,310*	71.5	18,150*
	120	64.9	23,580*	67.1	21,750*	69.0	17,290*
	130	62.5	22,570	64.6	20,590*	66.5	16,490*
	140	59.9	20,150	62.0	19,550*	63.9	15,820*
	150	57.3	18,090	59.4	18,100	61.2	15,220*
	160	54.7	16,310	56.7	16,310	58.5	14,610*
	170	51.9	14,760	53.9	14,760	55.6	14,170*
	180	49.0	13,400	51.0	13,400	52.7	13,420
	190	46.0	12,190	47.9	12,200	49.5	12,220
	200	42.8	11,120	44.7	11,130	46.2	11,150
60' (18.3M) JIB & 210' (64.0M) BOOM	53	80.8	28,030*				
	60	79.3	27,550*				
	70	77.1	26,820*	79.3	24,180*		
	80	75.0	26,100*	77.1	23,710*	79.0	21,780*
	90	72.7	25,440*	74.8	23,310*	76.8	20,500*
	100	70.5	24,830*	72.6	22,830*	74.5	19,400*
	110	68.2	24,260*	70.3	22,410*	72.2	18,380*
	120	65.9	23,680*	68.0	21,990*	69.8	17,550*
	130	63.6	22,180	65.6	21,030*	67.4	16,730*
	140	61.2	19,760	63.2	19,770	65.0	16,060*
	150	58.7	17,700	60.7	17,700	62.5	15,450*
	160	56.2	15,920	58.1	15,930	59.9	14,850*
	170	53.5	14,360	55.5	14,370	57.2	14,340*
	180	50.8	13,000	52.8	13,010	54.4	13,020
	190	48.0	11,790	49.9	11,800	51.5	11,810
	200	45.0	10,720	46.9	10,730	48.4	10,740
	210	41.9	9,760	43.8	9,770	45.2	9,780
60' (18.3M) JIB & 220' (67.1M) BOOM	54	80.9	27,960*				
	60	79.7	27,530*				
	70	77.6	26,810*	79.7	24,200*		
	80	75.5	26,160*	77.5	23,740*	79.4	21,770*
	90	73.4	25,490*	75.4	23,330*	77.3	20,780*
	100	71.2	24,910*	73.2	22,840*	75.1	19,640*
	110	69.1	24,410*	71.1	22,490*	72.9	18,630*
	120	66.8	23,790*	68.8	22,040*	70.6	17,780*
	130	64.6	21,800	66.6	21,480*	68.3	17,040*
	140	62.3	19,380	64.2	19,390	66.0	16,290*
	150	59.9	17,310	61.9	17,320	63.6	15,690*

*** OUTRIGGERS EXTENDED AND SET *** RATINGS OVER REAR ONLY

BOOM AND JIB LENGTH	JIB RADIUS (FEET)	5.0 DEG OFFSET		15.0 DEG OFFSET		25.0 DEG OFFSET	
		BOOM ANGLE	RATINGS (POUNDS)	BOOM ANGLE	RATINGS (POUNDS)	BOOM ANGLE	RATINGS (POUNDS)
60'	160	57.5	15,530	59.5	15,530	61.1	15,090*
(18.3M)	170	55.1	13,970	57.0	13,980	58.6	13,990
JIB	180	52.5	12,600	54.4	12,610	56.0	12,620
&	190	49.8	11,390	51.7	11,400	53.3	11,410
220'	200	47.1	10,320	48.9	10,320	50.4	10,340
(67.1M)	210	44.2	9,360	46.0	9,370	47.4	9,390
BOOM	220	41.1	8,490	42.9	8,500	44.2	8,520
60'	56	80.9	27,780*				
(18.3M)	60	80.1	27,500*				
JIB	70	78.0	26,890*	80.0	24,140*		
&	80	76.0	26,190*	78.0	23,750*	79.8	21,700*
230'	90	74.0	25,620*	75.9	23,320*	77.7	20,930*
(70.1M)	100	71.9	25,010*	73.8	22,920*	75.6	19,870*
BOOM	110	69.8	24,420*	71.7	22,480*	73.5	18,890*
	120	67.7	23,950*	69.6	22,090*	71.4	18,000*
	130	65.5	21,410	67.4	21,420	69.2	17,260*
	140	63.3	18,980	65.2	18,990	66.9	16,530*
	150	61.1	16,910	63.0	16,920	64.6	15,920*
	160	58.8	15,120	60.7	15,130	62.3	15,140
	170	56.4	13,570	58.3	13,570	59.9	13,590
	180	54.0	12,190	55.8	12,200	57.4	12,210
	190	51.5	10,980	53.3	10,990	54.8	11,000
	200	48.9	9,910	50.7	9,910	52.2	9,930
	210	46.2	8,940	48.0	8,950	49.4	8,960
	220	43.4	8,080	45.1	8,090	46.4	8,100
	230	40.4	7,290	42.0	7,300	43.3	7,320
60'	57	81.0	27,590*				
(18.3M)	60	80.4	27,360*				
JIB	70	78.4	26,840*	80.4	24,100*		
&	80	76.5	26,220*	78.4	23,660*	80.2	21,600*
240'	90	74.5	25,640*	76.4	23,310*	78.2	21,170*
(73.2M)	100	72.5	25,000*	74.4	22,860*	76.1	20,040*
BOOM	110	70.5	24,450*	72.4	22,430*	74.1	19,090*
	120	68.5	23,890	70.3	22,050*	72.0	18,270*
	130	66.4	21,010	68.2	21,020	69.9	17,450*
	140	64.3	18,590	66.1	18,590	67.8	16,750*
	150	62.1	16,520	64.0	16,520	65.6	16,160*
	160	59.9	14,720	61.8	14,730	63.3	14,740
	170	57.7	13,160	59.5	13,170	61.1	13,180
	180	55.4	11,790	57.2	11,790	58.7	11,810
	190	53.0	10,580	54.8	10,580	56.3	10,600
	200	50.6	9,500	52.3	9,500	53.8	9,520

American Crane Corporation
Wilmington, North Carolina 28412

#16HL Jib Ratings for Model 8460 Truck Crane
77L Tapered Tip Boom w/77S Outer Base & Tip
68,500 Pound Extended Counterweight
18,000 Pound Bumper Counterweight- American Carrier

*** OUTRIGGERS EXTENDED AND SET *** RATINGS OVER REAR ONLY

BOOM AND JIB LENGTH	JIB RADIUS (FEET)	5.0 DEG OFFSET		15.0 DEG OFFSET		25.0 DEG OFFSET	
		BOOM ANGLE	RATINGS (POUNDS)	BOOM ANGLE	RATINGS (POUNDS)	BOOM ANGLE	RATINGS (POUNDS)
60' (18.3M) JIB & 240' (73.2M) BOOM	210	48.0	8,530	49.7	8,540	51.1	8,550
	220	45.4	7,650	47.1	7,660	48.4	7,680
	230	42.6	6,870	44.2	6,880	45.5	6,900
	240	39.6	6,170	41.3	6,180	42.5	6,190
60' (18.3M) JIB & 250' (76.2M) BOOM	59	80.9	26,750*				
	60	80.7	26,640*				
	70	78.8	25,720*	80.7	23,440*		
	80	76.9	24,080*	78.8	22,560*	80.5	20,930*
	90	75.0	22,570*	76.9	21,400*	78.6	20,100*
	100	73.1	21,190*	74.9	20,240*	76.6	19,200*
	110	71.2	19,870*	73.0	19,120*	74.6	18,290*
	120	69.2	18,710*	71.0	18,060*	72.6	17,460*
	130	67.2	17,580*	69.0	17,100*	70.6	16,570*
	140	65.2	16,570*	67.0	16,150*	68.6	15,750*
	150	63.1	15,540*	64.9	15,270*	66.5	14,940*
	160	61.0	14,470	62.8	14,440*	64.3	14,140*
	170	58.9	12,910	60.6	12,920	62.1	12,930
	180	56.7	11,530	58.4	11,540	59.9	11,550
	190	54.4	10,320	56.1	10,330	57.6	10,340
	200	52.1	9,240	53.8	9,240	55.2	9,260
	210	49.7	8,270	51.4	8,280	52.7	8,290
	220	47.2	7,400	48.8	7,410	50.2	7,430
	230	44.6	6,620	46.2	6,630	47.5	6,640
	240	41.9	5,910	43.4	5,920	44.7	5,940
	250	39.0	5,270	40.5	5,270	41.7	5,290
60' (18.3M) JIB & 260' (79.2M) BOOM	60	81.0	25,420*				
	70	79.2	23,600*	81.0	21,960*		
	80	77.4	21,980*	79.1	20,750*	80.8	19,290*
	90	75.5	20,510*	77.3	19,550*	78.9	18,390*
	100	73.7	19,130*	75.4	18,390*	77.1	17,480*
	110	71.8	17,920*	73.5	17,250*	75.2	16,570*
	120	69.9	16,690*	71.6	16,290*	73.2	15,740*
	130	68.0	15,670*	69.7	15,260*	71.3	14,860*
	140	66.0	14,640*	67.7	14,360*	69.3	14,020*
	150	64.0	13,720*	65.7	13,500*	67.3	13,280*
	160	62.0	12,820*	63.7	12,710*	65.2	12,510*
	170	60.0	12,010*	61.6	11,910*	63.1	11,800*
	180	57.9	11,140	59.5	11,150	61.0	11,090*
	190	55.7	9,920	57.4	9,930	58.8	9,940
	200	53.5	8,840	55.1	8,850	56.5	8,860
	210	51.2	7,870	52.8	7,880	54.2	7,890

*** OUTRIGGERS EXTENDED AND SET *** RATINGS OVER REAR ONLY

BOOM AND JIB LENGTH	JIB RADIUS (FEET)	5.0 DEG OFFSET		15.0 DEG OFFSET		25.0 DEG OFFSET	
		BOOM ANGLE	RATINGS (POUNDS)	BOOM ANGLE	RATINGS (POUNDS)	BOOM ANGLE	RATINGS (POUNDS)
60'	220	48.8	7,000	50.5	7,010	51.8	7,020
(18.3M)	230	46.4	6,220	48.0	6,220	49.3	6,240
JIB	240	43.8	5,500	45.4	5,500	46.6	5,520
&	250	41.2	4,850	42.7	4,860	43.9	4,870
260'	260	38.3	4,260	39.8	4,270	40.9	4,290
(79.2M)							
BOOM							
60'	62	80.9	22,910*				
(18.3M)	70	79.5	21,540*				
JIB	80	77.7	19,960*	79.5	18,890*		
&	90	76.0	18,510*	77.7	17,660*	79.3	16,730*
270'	100	74.2	17,180*	75.9	16,540*	77.5	15,820*
(82.3M)	110	72.3	15,950*	74.1	15,470*	75.6	14,920*
BOOM	120	70.5	14,790*	72.2	14,450*	73.8	14,050*
	130	68.7	13,760*	70.3	13,540*	71.9	13,200*
	140	66.8	12,800*	68.5	12,640*	70.0	12,370*
	150	64.9	11,930*	66.5	11,810*	68.0	11,620*
	160	62.9	11,060*	64.6	10,990*	66.1	10,900*
	170	61.0	10,260*	62.6	10,260*	64.0	10,180*
	180	58.9	9,540*	60.6	9,540*	62.0	9,500*
	190	56.9	8,840*	58.5	8,880*	59.9	8,860*
	200	54.8	8,160*	56.4	8,240*	57.7	8,250*
	210	52.6	7,470	54.2	7,480	55.5	7,490
	220	50.4	6,600	51.9	6,610	53.2	6,620
	230	48.0	5,810	49.6	5,810	50.9	5,830
	240	45.6	5,090	47.2	5,100	48.4	5,120
	250	43.1	4,440	44.6	4,450	45.8	4,470
	260	40.5	3,850	42.0	3,860	43.1	3,880
	270	37.7	3,310	39.1	3,320	40.2	3,340
70'	50	81.0	21,600*				
(21.3M)	60	78.6	20,840*				
JIB	70	76.3	20,050*	79.0	18,040*		
&	80	73.9	19,440*	76.6	17,540*	79.1	16,070*
180'	90	71.5	18,820*	74.2	17,040*	76.6	15,610*
(54.9M)	100	69.1	18,220*	71.7	16,590*	74.1	15,230*
BOOM	110	66.6	17,680*	69.2	16,200*	71.6	14,830*
	120	64.1	17,100*	66.6	15,670*	69.0	14,450*
	130	61.5	16,660*	64.0	15,270*	66.3	13,940*
	140	58.8	16,120*	61.3	14,810*	63.6	13,330*
	150	56.0	15,660*	58.6	14,490*	60.8	12,790*
	160	53.2	15,140*	55.7	14,170*	57.9	12,270*
	170	50.2	14,730*	52.7	13,860*	54.8	11,850*
	180	47.1	14,100	49.6	13,610*	51.6	11,460*

*** OUTRIGGERS EXTENDED AND SET *** RATINGS OVER REAR ONLY

BOOM AND JIB LENGTH	JIB RADIUS (FEET)	5.0 DEG OFFSET		15.0 DEG OFFSET		25.0 DEG OFFSET	
		BOOM ANGLE	RATINGS (POUNDS)	BOOM ANGLE	RATINGS (POUNDS)	BOOM ANGLE	RATINGS (POUNDS)
70'	52	80.9	21,530*				
(21.3M)	60	79.1	20,890*				
JIB	70	76.8	20,220*	79.4	18,050*		
&	80	74.6	19,520*	77.1	17,580*	79.5	16,090*
190'	90	72.3	18,910*	74.8	17,150*	77.2	15,740*
(57.9M)	100	69.9	18,370*	72.4	16,730*	74.8	15,260*
BOOM	110	67.5	17,800*	70.1	16,320*	72.4	14,930*
	120	65.1	17,280*	67.6	15,840*	69.9	14,580*
	130	62.7	16,830*	65.1	15,380*	67.4	14,130*
	140	60.1	16,360*	62.6	14,960*	64.8	13,510*
	150	57.5	15,890*	60.0	14,630*	62.1	12,970*
	160	54.9	15,370*	57.3	14,310*	59.4	12,500*
	170	52.1	14,970*	54.5	13,990*	56.5	12,020*
	180	49.2	13,700	51.5	13,710	53.5	11,650*
	190	46.2	12,490	48.5	12,500	50.4	11,310*
70'	53	81.0	21,350*				
(21.3M)	60	79.5	20,830*				
JIB	70	77.3	20,210*	79.8	18,000*		
&	80	75.1	19,600*	77.6	17,550*	79.9	15,960*
200'	90	72.9	18,940*	75.4	17,130*	77.7	15,700*
(61.0M)	100	70.7	18,410*	73.1	16,730*	75.4	15,340*
BOOM	110	68.4	17,880*	70.8	16,340*	73.1	14,970*
	120	66.1	17,380*	68.5	15,930*	70.7	14,640*
	130	63.8	16,910*	66.1	15,530*	68.3	14,310*
	140	61.3	16,520*	63.7	15,140*	65.8	13,760*
	150	58.9	16,130*	61.2	14,750*	63.3	13,200*
	160	56.3	15,590*	58.7	14,430*	60.7	12,670*
	170	53.7	14,840	56.0	14,110*	58.0	12,250*
	180	51.0	13,480	53.3	13,490	55.2	11,830*
	190	48.2	12,270	50.4	12,280	52.3	11,490*
	200	45.2	11,200	47.4	11,210	49.2	11,200*
70'	55	80.9	21,260*				
(21.3M)	60	79.9	20,890*				
JIB	70	77.8	20,290*	80.2	18,040*		
&	80	75.7	19,670*	78.1	17,590*	80.3	15,970*
210'	90	73.6	19,100*	75.9	17,160*	78.1	15,710*
(64.0M)	100	71.4	18,500*	73.8	16,780*	75.9	15,410*
BOOM	110	69.2	18,040*	71.6	16,390*	73.7	15,050*
	120	67.0	17,490*	69.3	16,030*	71.5	14,720*
	130	64.8	17,090*	67.1	15,640*	69.2	14,390*
	140	62.5	16,620*	64.8	15,230*	66.8	13,950*
	150	60.1	16,220*	62.4	14,900*	64.4	13,390*
	160	57.7	15,830*	60.0	14,570*	61.9	12,900*
	170	55.2	14,450	57.5	14,250*	59.4	12,430*

*** OUTRIGGERS EXTENDED AND SET *** RATINGS OVER REAR ONLY

BOOM AND JIB LENGTH	JIB RADIUS (FEET)	5.0 DEG OFFSET		15.0 DEG OFFSET		25.0 DEG OFFSET	
		BOOM ANGLE	RATINGS (POUNDS)	BOOM ANGLE	RATINGS (POUNDS)	BOOM ANGLE	RATINGS (POUNDS)
70'	180	52.7	13,080	54.9	13,090	56.8	12,010*
(21.3M)	190	50.0	11,870	52.2	11,880	54.0	11,660*
JIB	200	47.3	10,810	49.4	10,810	51.2	10,830
&	210	44.4	9,840	46.5	9,850	48.2	9,870
210'							
(64.0M)							
BOOM							
70'	57	80.8	21,100*				
(21.3M)	60	80.2	20,980*				
JIB	70	78.2	20,380*	80.5	18,090*		
&	80	76.2	19,740*	78.5	17,630*	80.7	16,000*
220'	90	74.1	19,170*	76.4	17,190*	78.6	15,660*
(67.1M)	100	72.1	18,660*	74.3	16,830*	76.5	15,430*
BOOM	110	70.0	18,110*	72.2	16,450*	74.3	15,130*
	120	67.9	17,640*	70.1	16,130*	72.2	14,750*
	130	65.7	17,170*	67.9	15,800*	70.0	14,480*
	140	63.5	16,780*	65.7	15,400*	67.7	14,150*
	150	61.3	16,390*	63.5	15,010*	65.4	13,580*
	160	59.0	15,610	61.1	14,690*	63.1	13,080*
	170	56.6	14,060	58.8	14,060	60.7	12,600*
	180	54.2	12,690	56.3	12,700	58.2	12,190*
	190	51.7	11,480	53.8	11,490	55.6	11,510
	200	49.1	10,410	51.2	10,410	52.9	10,430
	210	46.4	9,440	48.4	9,450	50.1	9,470
	220	43.5	8,580	45.6	8,590	47.2	8,610
70'	58	80.9	21,100*				
(21.3M)	60	80.6	20,990*				
JIB	70	78.6	20,360*	80.8	18,070*		
&	80	76.7	19,790*	78.9	17,660*	81.0	15,950*
230'	90	74.7	19,230*	76.9	17,230*	79.0	15,660*
(70.1M)	100	72.7	18,700*	74.9	16,890*	76.9	15,440*
BOOM	110	70.7	18,200*	72.9	16,470*	74.9	15,130*
	120	68.6	17,750*	70.8	16,160*	72.8	14,800*
	130	66.6	17,280*	68.7	15,830*	70.7	14,530*
	140	64.5	16,880*	66.6	15,490*	68.5	14,270*
	150	62.3	16,490*	64.4	15,160*	66.3	13,770*
	160	60.1	15,220	62.2	14,770*	64.1	13,270*
	170	57.9	13,660	60.0	13,670	61.8	12,780*
	180	55.6	12,290	57.6	12,300	59.4	12,310
	190	53.2	11,080	55.3	11,080	57.0	11,100

*** OUTRIGGERS EXTENDED AND SET *** RATINGS OVER REAR ONLY

BOOM AND JIB LENGTH	JIB RADIUS (FEET)	5.0 DEG OFFSET		15.0 DEG OFFSET		25.0 DEG OFFSET	
		BOOM ANGLE	RATINGS (POUNDS)	BOOM ANGLE	RATINGS (POUNDS)	BOOM ANGLE	RATINGS (POUNDS)
70'	200	50.7	10,000	52.8	10,000	54.5	10,020
(21.3M)	210	48.2	9,030	50.2	9,040	51.9	9,050
JIB	220	45.5	8,170	47.5	8,170	49.1	8,190
&	230	42.7	7,370	44.7	7,380	46.2	7,400
230'							
(70.1M)							
BOOM							
70'	60	80.9	20,980*				
(21.3M)	70	79.0	20,440*				
JIB	80	77.1	19,860*	79.2	17,610*		
&	90	75.2	19,280*	77.3	17,260*	79.3	15,660*
240'	100	73.3	18,820*	75.4	16,910*	77.4	15,370*
(73.2M)	110	71.3	18,270*	73.4	16,530*	75.4	15,150*
BOOM	120	69.4	17,870*	71.5	16,190*	73.4	14,890*
	130	67.4	17,390*	69.5	15,860*	71.4	14,560*
	140	65.3	16,990*	67.4	15,600*	69.3	14,290*
	150	63.3	16,590*	65.3	15,270*	67.2	13,960*
	160	61.2	14,820	63.2	14,820	65.1	13,460*
	170	59.0	13,260	61.1	13,270	62.9	12,960*
	180	56.8	11,880	58.9	11,890	60.6	11,910
	190	54.6	10,670	56.6	10,680	58.3	10,690
	200	52.2	9,590	54.2	9,600	55.9	9,610
	210	49.8	8,620	51.8	8,630	53.4	8,640
	220	47.3	7,740	49.3	7,750	50.9	7,770
	230	44.7	6,960	46.7	6,970	48.2	6,990
	240	42.0	6,250	43.9	6,260	45.3	6,280
70'	61	81.0	20,620*				
(21.3M)	70	79.3	20,190*				
JIB	80	77.5	19,670*	79.6	17,460*		
&	90	75.7	19,090*	77.7	17,080*	79.7	15,440*
250'	100	73.8	18,630*	75.9	16,770*	77.8	15,190*
(76.2M)	110	71.9	18,160*	74.0	16,420*	75.9	14,960*
BOOM	120	70.0	17,750*	72.1	16,080*	74.0	14,780*
	130	68.1	17,000*	70.1	15,750*	72.0	14,520*
	140	66.2	16,040*	68.2	15,490*	70.0	14,370*
	150	64.2	15,070*	66.2	14,730*	68.0	14,080*
	160	62.2	14,200*	64.2	13,930*	65.9	13,530*
	170	60.1	13,000	62.1	13,000	63.8	12,860*
	180	58.0	11,630	60.0	11,640	61.7	11,650
	190	55.8	10,410	57.8	10,420	59.5	10,440
	200	53.6	9,330	55.6	9,340	57.2	9,350
	210	51.4	8,360	53.3	8,370	54.9	8,380

*** OUTRIGGERS EXTENDED AND SET *** RATINGS OVER REAR ONLY

BOOM AND JIB LENGTH	JIB RADIUS (FEET)	5.0 DEG OFFSET		15.0 DEG OFFSET		25.0 DEG OFFSET	
		BOOM ANGLE	RATINGS (POUNDS)	BOOM ANGLE	RATINGS (POUNDS)	BOOM ANGLE	RATINGS (POUNDS)
70'	220	49.0	7,490	50.9	7,500	52.5	7,520
(21.3M)	230	46.5	6,700	48.4	6,710	49.9	6,720
JIB	240	44.0	5,990	45.8	5,990	47.3	6,010
&	250	41.3	5,340	43.1	5,350	44.5	5,370
250'							
(76.2M)							
BOOM							
70'	63	80.9	20,470*				
(21.3M)	70	79.7	20,090*				
JIB	80	77.9	19,640*	79.9	17,410*		
&	90	76.1	19,130*	78.1	17,040*	80.0	15,370*
260'	100	74.3	18,520*	76.3	16,710*	78.2	15,120*
(79.2M)	110	72.5	17,350*	74.5	16,380*	76.3	14,920*
BOOM	120	70.7	16,240*	72.7	15,620*	74.5	14,680*
	130	68.8	15,150*	70.8	14,680*	72.6	14,190*
	140	66.9	14,190*	68.9	13,850*	70.7	13,390*
	150	65.0	13,330*	67.0	13,050*	68.7	12,720*
	160	63.1	12,440*	65.0	12,280*	66.8	12,020*
	170	61.1	11,690*	63.0	11,520*	64.7	11,300*
	180	59.1	10,930*	61.0	10,840*	62.7	10,670*
	190	57.0	10,020	58.9	10,030	60.6	10,040
	200	54.9	8,930	56.8	8,940	58.4	8,960
	210	52.7	7,960	54.6	7,970	56.2	7,990
	220	50.5	7,090	52.4	7,100	53.9	7,120
	230	48.2	6,300	50.0	6,300	51.5	6,320
	240	45.8	5,580	47.6	5,590	49.0	5,610
	250	43.3	4,930	45.0	4,940	46.4	4,960
	260	40.6	4,340	42.4	4,350	43.7	4,370
70'	64	81.0	20,380*				
(21.3M)	70	80.0	20,070*				
JIB	80	78.3	19,370*	80.2	17,350*		
&	90	76.5	17,910*	78.5	16,910*	80.3	15,240*
270'	100	74.8	16,640*	76.7	15,850*	78.6	14,980*
(82.3M)	110	73.0	15,500*	75.0	14,870*	76.8	14,190*
BOOM	120	71.3	14,400*	73.2	13,900*	75.0	13,380*
	130	69.5	13,380*	71.4	13,040*	73.1	12,590*
	140	67.6	12,420*	69.6	12,210*	71.3	11,890*
	150	65.8	11,560*	67.7	11,390*	69.4	11,170*
	160	63.9	10,750*	65.8	10,620*	67.5	10,490*
	170	62.0	9,980*	63.9	9,950*	65.6	9,820*
	180	60.1	9,270*	62.0	9,240*	63.6	9,170*
	190	58.1	8,580*	60.0	8,630*	61.6	8,570*
	200	56.1	7,940*	57.9	8,020*	59.5	8,000*
	210	54.0	7,340*	55.8	7,420*	57.4	7,430*

*** OUTRIGGERS EXTENDED AND SET *** RATINGS OVER REAR ONLY

BOOM AND JIB LENGTH	JIB RADIUS (FEET)	5.0 DEG OFFSET		15.0 DEG OFFSET		25.0 DEG OFFSET	
		BOOM ANGLE	RATINGS (POUNDS)	BOOM ANGLE	RATINGS (POUNDS)	BOOM ANGLE	RATINGS (POUNDS)
70'	220	51.9	6,690	53.7	6,690	55.2	6,710
(21.3M)	230	49.7	5,900	51.5	5,900	53.0	5,920
JIB	240	47.4	5,180	49.2	5,190	50.6	5,210
&	250	45.1	4,530	46.8	4,540	48.2	4,550
270'	260	42.6	3,940	44.3	3,950	45.6	3,970
(82.3M)	270	40.0	3,390	41.7	3,400	42.9	3,420
BOOM							
80'	56	80.9	16,640*				
(24.4M)	60	80.0	16,400*				
JIB	70	78.0	15,790*	80.7	13,860*		
&	80	75.9	15,250*	78.6	13,420*		
200'	90	73.7	14,710*	76.4	13,030*	79.0	11,510*
(61.0M)	100	71.6	14,200*	74.3	12,560*	76.8	11,170*
BOOM	110	69.4	13,700*	72.1	12,100*	74.6	10,860*
	120	67.2	13,260*	69.9	11,680*	72.3	10,580*
	130	64.9	12,760*	67.6	11,320*	70.0	10,310*
	140	62.6	12,270*	65.3	11,010*	67.7	10,060*
	150	60.3	11,810*	62.9	10,710*	65.3	9,860*
	160	57.9	11,430*	60.5	10,410*	62.8	9,680*
	170	55.4	11,080*	58.0	10,160*	60.2	9,540*
	180	52.8	10,730*	55.4	9,960*	57.6	9,360*
	190	50.2	10,440*	52.7	9,750*	54.9	9,260*
	200	47.4	10,190*	49.9	9,570*	52.0	9,170*
80'	57	81.0	16,670*				
(24.4M)	60	80.4	16,460*				
JIB	70	78.4	15,890*				
&	80	76.4	15,310*	79.0	13,500*		
210'	90	74.3	14,780*	76.9	13,120*	79.4	11,560*
(64.0M)	100	72.2	14,270*	74.9	12,660*	77.3	11,220*
BOOM	110	70.2	13,830*	72.7	12,210*	75.2	10,890*
	120	68.0	13,390*	70.6	11,820*	73.0	10,630*
	130	65.9	12,890*	68.4	11,410*	70.8	10,370*
	140	63.7	12,460*	66.2	11,120*	68.5	10,110*
	150	61.4	11,990*	64.0	10,810*	66.2	9,900*
	160	59.1	11,610*	61.6	10,510*	63.9	9,730*
	170	56.8	11,260*	59.3	10,250*	61.5	9,570*
	180	54.4	10,920*	56.8	10,050*	59.0	9,390*
	190	51.8	10,630*	54.3	9,840*	56.4	9,300*
	200	49.2	10,330*	51.7	9,650*	53.7	9,170*
	210	46.5	9,920	48.9	9,470*	50.9	9,120*

*** OUTRIGGERS EXTENDED AND SET *** RATINGS OVER REAR ONLY

BOOM AND JIB LENGTH	JIB RADIUS (FEET)	5.0 DEG OFFSET		15.0 DEG OFFSET		25.0 DEG OFFSET	
		BOOM ANGLE	RATINGS (POUNDS)	BOOM ANGLE	RATINGS (POUNDS)	BOOM ANGLE	RATINGS (POUNDS)
80' (24.4M) JIB & 220' (67.1M) BOOM	59	80.9	16,570*				
	60	80.7	16,520*				
	70	78.8	15,950*				
	80	76.8	15,380*	79.4	13,510*		
	90	74.9	14,880*	77.4	13,110*	79.8	11,570*
	100	72.9	14,350*	75.4	12,700*	77.7	11,260*
	110	70.8	13,910*	73.4	12,270*	75.7	10,970*
	120	68.8	13,520*	71.3	11,880*	73.6	10,680*
	130	66.7	13,080*	69.2	11,520*	71.5	10,420*
	140	64.6	12,590*	67.1	11,210*	69.3	10,160*
	150	62.5	12,160*	64.9	10,900*	67.1	9,950*
	160	60.3	11,740*	62.7	10,600*	64.9	9,790*
	170	58.0	11,410*	60.4	10,350*	62.6	9,610*
	180	55.7	11,060*	58.1	10,100*	60.2	9,470*
	190	53.4	10,760*	55.7	9,900*	57.8	9,330*
	200	50.9	10,470*	53.2	9,740*	55.2	9,200*
	210	48.4	9,530	50.7	9,540	52.6	9,100*
	220	45.7	8,660	48.0	8,660	49.9	8,680
80' (24.4M) JIB & 230' (70.1M) BOOM	61	80.8	16,510*				
	70	79.1	15,990*				
	80	77.3	15,440*	79.7	13,520*		
	90	75.4	14,930*	77.8	13,150*	80.1	11,610*
	100	73.4	14,450*	75.9	12,780*	78.2	11,280*
	110	71.5	14,020*	73.9	12,350*	76.2	10,950*
	120	69.5	13,600*	71.9	11,970*	74.2	10,690*
	130	67.5	13,210*	69.9	11,600*	72.1	10,430*
	140	65.5	12,770*	67.9	11,270*	70.1	10,210*
	150	63.4	12,340*	65.8	10,960*	68.0	10,000*
	160	61.3	11,910*	63.7	10,700*	65.8	9,840*
	170	59.2	11,550*	61.5	10,440*	63.6	9,620*
	180	57.0	11,200*	59.3	10,190*	61.4	9,470*
	190	54.7	10,900*	57.0	9,980*	59.0	9,370*
	200	52.4	10,090	54.7	9,790*	56.6	9,230*
	210	50.0	9,120	52.3	9,130	54.2	9,140*
	220	47.5	8,240	49.7	8,250	51.6	8,270
	230	44.9	7,460	47.1	7,470	48.9	7,490
80' (24.4M) JIB & 240' (73.2M) BOOM	62	80.9	16,470*				
	70	79.5	16,020*				
	80	77.7	15,490*	80.1	13,530*		
	90	75.8	15,030*	78.2	13,190*	80.4	11,610*
	100	74.0	14,560*	76.3	12,830*	78.6	11,300*
	110	72.1	14,120*	74.4	12,470*	76.6	11,000*
	120	70.2	13,670*	72.5	12,030*	74.7	10,740*
	130	68.3	13,280*	70.6	11,720*	72.7	10,480*

*** OUTRIGGERS EXTENDED AND SET *** RATINGS OVER REAR ONLY

BOOM AND JIB LENGTH	JIB RADIUS (FEET)	5.0 DEG OFFSET		15.0 DEG OFFSET		25.0 DEG OFFSET	
		BOOM ANGLE	RATINGS (POUNDS)	BOOM ANGLE	RATINGS (POUNDS)	BOOM ANGLE	RATINGS (POUNDS)
80' (24.4M) JIB & 240' (73.2M) BOOM	140	66.3	12,890*	68.6	11,350*	70.8	10,260*
	150	64.3	12,470*	66.6	11,050*	68.7	10,050*
	160	62.3	12,090*	64.6	10,790*	66.7	9,840*
	170	60.3	11,680*	62.5	10,540*	64.6	9,670*
	180	58.2	11,350*	60.4	10,290*	62.4	9,510*
	190	56.0	10,760	58.2	10,080*	60.2	9,410*
	200	53.8	9,680	56.0	9,690	57.9	9,270*
	210	51.5	8,710	53.7	8,720	55.6	8,740
	220	49.1	7,830	51.3	7,840	53.1	7,860
	230	46.7	7,050	48.8	7,060	50.6	7,080
	240	44.1	6,340	46.3	6,350	48.0	6,370
80' (24.4M) JIB & 250' (76.2M) BOOM	64	80.9	16,230*				
	70	79.8	15,900*				
	80	78.0	15,400*	80.4	13,410*		
	90	76.3	14,940*	78.6	13,100*	80.7	11,650*
	100	74.5	14,490*	76.8	12,780*	78.9	11,310*
	110	72.6	14,080*	74.9	12,480*	77.1	11,060*
	120	70.8	13,690*	73.1	12,110*	75.2	10,740*
	130	69.0	13,300*	71.2	11,780*	73.3	10,530*
	140	67.1	12,970*	69.3	11,460*	71.4	10,270*
	150	65.2	12,650*	67.4	11,150*	69.4	10,100*
	160	63.2	12,220*	65.5	10,840*	67.5	9,880*
	170	61.3	11,840*	63.5	10,590*	65.4	9,730*
	180	59.2	11,480*	61.4	10,380*	63.4	9,560*
	190	57.2	10,500	59.4	10,130*	61.3	9,400*
	200	55.1	9,410	57.2	9,420	59.1	9,310*
	210	52.9	8,440	55.0	8,450	56.9	8,470
	220	50.7	7,570	52.8	7,580	54.6	7,600
	230	48.3	6,790	50.4	6,800	52.2	6,810
	240	45.9	6,070	48.0	6,080	49.7	6,100
80' (24.4M) JIB & 260' (79.2M) BOOM	65	81.0	16,150*				
	70	80.1	15,920*				
	80	78.4	15,440*	80.7	13,420*		
	90	76.7	14,970*	78.9	13,120*		
	100	74.9	14,510*	77.2	12,810*	79.3	11,370*
	110	73.2	14,110*	75.4	12,500*	77.5	11,070*
	120	71.4	13,710*	73.6	12,180*	75.7	10,800*
	130	69.6	13,380*	71.8	11,860*	73.8	10,540*
	140	67.8	12,990*	70.0	11,500*	72.0	10,320*
	150	66.0	12,660*	68.1	11,210*	70.1	10,100*
	160	64.1	12,060*	66.2	10,950*	68.2	9,940*
	170	62.2	11,320*	64.3	10,690*	66.3	9,730*
	180	60.2	10,610*	62.4	10,430*	64.3	9,600*

*** OUTRIGGERS EXTENDED AND SET *** RATINGS OVER REAR ONLY

BOOM AND JIB LENGTH	JIB RADIUS (FEET)	5.0 DEG OFFSET		15.0 DEG OFFSET		25.0 DEG OFFSET	
		BOOM ANGLE	RATINGS (POUNDS)	BOOM ANGLE	RATINGS (POUNDS)	BOOM ANGLE	RATINGS (POUNDS)
80' (24.4M) JIB & 260' (79.2M) BOOM	190	58.3	9,940*	60.4	9,850*	62.3	9,440*
	200	56.2	9,020	58.4	9,030	60.2	9,040
	210	54.2	8,060	56.3	8,060	58.1	8,080
	220	52.0	7,180	54.1	7,180	55.9	7,200
	230	49.8	6,390	51.9	6,400	53.6	6,410
	240	47.6	5,670	49.6	5,680	51.3	5,700
	250	45.2	5,020	47.2	5,030	48.8	5,050
	260	42.7	4,430	44.7	4,440	46.3	4,460
80' (24.4M) JIB & 270' (82.3M) BOOM	67	80.9	16,060*				
	70	80.4	15,890*				
	80	78.7	15,410*	80.9	13,390*		
	90	77.1	14,990*	79.2	13,080*		
	100	75.4	14,530*	77.5	12,820*	79.6	11,370*
	110	73.7	14,130*	75.8	12,520*	77.8	11,080*
	120	72.0	13,730*	74.1	12,250*	76.1	10,810*
	130	70.2	12,990*	72.4	11,930*	74.3	10,590*
	140	68.5	12,050*	70.6	11,610*	72.5	10,370*
	150	66.7	11,240*	68.8	10,970*	70.7	10,160*
	160	64.9	10,430*	67.0	10,300*	68.9	9,950*
	170	63.0	9,710*	65.1	9,580*	67.0	9,450*
	180	61.2	9,020*	63.3	8,940*	65.1	8,840*
	190	59.3	8,370*	61.3	8,340*	63.2	8,280*
	200	57.3	7,760*	59.4	7,770*	61.2	7,710*
	210	55.4	7,150*	57.4	7,200*	59.2	7,220*
	220	53.3	6,600*	55.3	6,680*	57.1	6,690*
	230	51.2	5,990	53.2	6,000	54.9	6,010
	240	49.1	5,270	51.0	5,280	52.7	5,300
	250	46.8	4,610	48.8	4,620	50.4	4,640
	260	44.5	4,020	46.4	4,030	48.0	4,050
	270	42.1	3,470	44.0	3,480	45.5	3,510
90' (27.4M) JIB & 230' (70.1M) BOOM	63	80.9	13,270*				
	70	79.6	12,920*				
	80	77.8	12,380*	80.5	10,370*		
	90	76.0	11,940*	78.7	9,930*		
	100	74.1	11,340*	76.8	9,550*	79.3	8,280*
	110	72.2	10,850*	74.9	9,200*	77.4	8,010*
	120	70.3	10,350*	73.0	8,880*	75.5	7,780*
	130	68.4	9,900*	71.1	8,560*	73.5	7,590*
	140	66.5	9,540*	69.1	8,290*	71.5	7,400*
	150	64.5	9,170*	67.1	8,020*	69.5	7,210*
	160	62.5	8,850*	65.1	7,810*	67.4	7,060*
	170	60.4	8,550*	63.0	7,580*	65.3	6,910*
	180	58.3	8,260*	60.9	7,400*	63.1	6,790*
	190	56.2	8,010*	58.7	7,210*	60.9	6,660*

*** OUTRIGGERS EXTENDED AND SET *** RATINGS OVER REAR ONLY

BOOM AND JIB LENGTH	JIB RADIUS (FEET)	5.0 DEG OFFSET		15.0 DEG OFFSET		25.0 DEG OFFSET	
		BOOM ANGLE	RATINGS (POUNDS)	BOOM ANGLE	RATINGS (POUNDS)	BOOM ANGLE	RATINGS (POUNDS)
90' (27.4M) JIB & 230' (70.1M) BOOM	200	53.9	7,750*	56.5	7,060*	58.6	6,570*
	210	51.7	7,540*	54.1	6,900*	56.3	6,480*
	220	49.3	7,370*	51.8	6,790*	53.9	6,400*
	230	46.9	7,160*	49.3	6,680*	51.3	6,340*
240' (73.2M) BOOM	65	80.8	13,200*				
	70	80.0	12,950*				
	80	78.2	12,450*	80.8	10,390*		
	90	76.4	12,000*	79.0	9,980*		
	100	74.6	11,480*	77.2	9,600*	79.6	8,280*
	110	72.8	10,940*	75.4	9,240*	77.8	8,050*
	120	71.0	10,490*	73.5	8,920*	75.9	7,820*
	130	69.1	10,040*	71.7	8,610*	74.0	7,620*
	140	67.2	9,650*	69.8	8,360*	72.1	7,430*
	150	65.3	9,290*	67.8	8,090*	70.2	7,240*
	160	63.4	8,940*	65.9	7,870*	68.2	7,090*
	170	61.4	8,630*	63.9	7,640*	66.2	6,930*
	180	59.4	8,350*	61.9	7,460*	64.1	6,790*
	190	57.3	8,100*	59.8	7,280*	62.0	6,670*
	200	55.2	7,850*	57.7	7,130*	59.8	6,580*
	210	53.0	7,630*	55.5	6,980*	57.6	6,490*
	220	50.8	7,450*	53.2	6,840*	55.3	6,410*
	230	48.5	7,120	50.9	6,710*	52.9	6,350*
	240	46.1	6,400	48.4	6,410	50.4	6,300*
250' (76.2M) BOOM	66	80.9	13,100*				
	70	80.3	12,890*				
	80	78.5	12,400*				
	90	76.8	11,990*	79.3	10,030*		
	100	75.1	11,560*	77.6	9,650*	80.0	8,280*
	110	73.3	11,050*	75.8	9,290*	78.2	8,050*
	120	71.5	10,600*	74.0	8,970*	76.4	7,810*
	130	69.8	10,140*	72.2	8,690*	74.5	7,620*
	140	67.9	9,740*	70.4	8,410*	72.7	7,430*
	150	66.1	9,380*	68.6	8,150*	70.8	7,270*
	160	64.2	9,060*	66.7	7,930*	68.9	7,110*
	170	62.3	8,750*	64.8	7,710*	66.9	6,960*
	180	60.4	8,480*	62.8	7,520*	65.0	6,810*
	190	58.4	8,200*	60.8	7,330*	62.9	6,690*
	200	56.4	7,980*	58.8	7,150*	60.9	6,590*
	210	54.3	7,720*	56.7	7,000*	58.7	6,510*

*** OUTRIGGERS EXTENDED AND SET *** RATINGS OVER REAR ONLY

BOOM AND JIB LENGTH	JIB RADIUS (FEET)	5.0 DEG OFFSET		15.0 DEG OFFSET		25.0 DEG OFFSET	
		BOOM ANGLE	RATINGS (POUNDS)	BOOM ANGLE	RATINGS (POUNDS)	BOOM ANGLE	RATINGS (POUNDS)
90'	220	52.2	7,550*	54.5	6,870*	56.5	6,420*
(27.4M)	230	50.0	6,850	52.3	6,760*	54.3	6,360*
JIB	240	47.7	6,130	50.0	6,140	51.9	6,160
&	250	45.3	5,480	47.6	5,490	49.5	5,510
250'							
(76.2M)							
BOOM							
90'	68	80.9	13,020*				
(27.4M)	70	80.5	12,920*				
JIB	80	78.9	12,460*				
&	90	77.2	12,020*	79.7	10,040*		
260'	100	75.5	11,620*	78.0	9,650*	80.3	8,320*
(79.2M)	110	73.8	11,130*	76.2	9,350*	78.5	8,060*
BOOM	120	72.1	10,690*	74.5	9,010*	76.8	7,850*
	130	70.4	10,240*	72.8	8,730*	75.0	7,650*
	140	68.6	9,840*	71.0	8,450*	73.2	7,450*
	150	66.8	9,480*	69.2	8,180*	71.4	7,260*
	160	65.0	9,150*	67.4	7,950*	69.6	7,110*
	170	63.2	8,830*	65.6	7,770*	67.7	6,990*
	180	61.3	8,550*	63.7	7,540*	65.8	6,830*
	190	59.4	8,290*	61.8	7,360*	63.8	6,710*
	200	57.5	8,070*	59.8	7,210*	61.8	6,610*
	210	55.5	7,850*	57.8	7,060*	59.8	6,520*
	220	53.5	7,240	55.7	6,920*	57.7	6,430*
	230	51.4	6,450	53.6	6,460	55.6	6,370*
	240	49.2	5,730	51.4	5,740	53.3	5,760
	250	47.0	5,080	49.2	5,100	51.0	5,120
	260	44.6	4,480	46.8	4,490	48.6	4,520
100'	69	80.8	10,010*				
(30.5M)	70	80.7	9,950*				
JIB	80	79.0	9,360*				
&	90	77.3	8,870*	80.1	7,130*		
250'	100	75.7	8,410*	78.4	6,830*	81.0	5,740*
(76.2M)	110	74.0	7,980*	76.7	6,530*	79.2	5,550*
BOOM	120	72.2	7,580*	74.9	6,270*	77.5	5,370*
	130	70.5	7,240*	73.2	6,040*	75.7	5,190*
	140	68.7	6,910*	71.4	5,830*	73.9	5,040*
	150	67.0	6,620*	69.6	5,620*	72.1	4,890*
	160	65.2	6,350*	67.8	5,440*	70.2	4,780*
	170	63.3	6,130*	66.0	5,270*	68.4	4,660*
	180	61.5	5,890*	64.1	5,120*	66.5	4,560*
	190	59.6	5,690*	62.2	4,980*	64.5	4,470*
	200	57.6	5,490*	60.2	4,840*	62.5	4,380*
	210	55.6	5,320*	58.2	4,730*	60.5	4,310*

*** OUTRIGGERS EXTENDED AND SET *** RATINGS OVER REAR ONLY

BOOM AND JIB LENGTH	JIB RADIUS (FEET)	5.0 DEG OFFSET		15.0 DEG OFFSET		25.0 DEG OFFSET	
		BOOM ANGLE	RATINGS (POUNDS)	BOOM ANGLE	RATINGS (POUNDS)	BOOM ANGLE	RATINGS (POUNDS)
100' (30.5M) JIB & 250' (76.2M) BOOM	220	53.6	5,160*	56.2	4,620*	58.4	4,230*
	230	51.5	5,010*	54.0	4,520*	56.2	4,190*
	240	49.3	4,880*	51.9	4,430*	54.0	4,120*
	250	47.1	4,760*	49.6	4,370*	51.7	4,100*
260' (79.2M) BOOM	70	80.9	9,960*				
	80	79.3	9,420*				
	90	77.7	8,910*	80.4	7,140*		
	100	76.1	8,450*	78.7	6,850*		
	110	74.4	8,040*	77.1	6,570*	79.5	5,540*
	120	72.7	7,670*	75.4	6,320*	77.8	5,350*
	130	71.1	7,310*	73.7	6,060*	76.1	5,200*
	140	69.4	7,010*	72.0	5,870*	74.4	5,050*
	150	67.6	6,710*	70.2	5,660*	72.6	4,900*
	160	65.9	6,420*	68.5	5,480*	70.9	4,780*
	170	64.1	6,180*	66.7	5,310*	69.0	4,660*
	180	62.3	5,960*	64.9	5,160*	67.2	4,570*
	190	60.5	5,760*	63.0	5,010*	65.3	4,470*
	200	58.6	5,560*	61.2	4,870*	63.4	4,380*
	210	56.7	5,390*	59.2	4,760*	61.5	4,290*
	220	54.8	5,220*	57.3	4,650*	59.4	4,230*
	230	52.8	5,080*	55.2	4,530*	57.4	4,180*
	240	50.7	4,950*	53.2	4,450*	55.3	4,130*
	250	48.6	4,820*	51.0	4,370*	53.1	4,090*
	260	46.4	4,550	48.8	4,310*	50.8	4,060*

*** OUTRIGGERS EXTENDED AND SET *** RATINGS OVER REAR ONLY

#16HL JIB COMPOSITION CHART								
JIB LENGTH (FEET)	20' INNER	10' CENTER	20' CENTER	20' OUTER	EFF. JIB WEIGHT (POUNDS)	JIB OFFSET "A" IN FEET		
						5°	15°	25°
40	1	0	0	1	1,500	4'-10"	10'- 2"	15'- 1"
50	1	1	0	1	2,050	5'- 8"	12'- 1"	18'- 3"
60	1	0	1	1	2,600	6'- 6"	13'-10"	21'- 2"
70	1	1	1	1	3,150	7'- 1"	15'-10"	24'- 4"
80	1	0	2	1	3,700	7'- 9"	17'- 8"	27'- 4"
90	1	1	2	1	4,350	8'- 4"	19'- 7"	30'- 7"
100	1	0	3	1	4,950	9'- 0"	21'- 4"	33'- 6"

