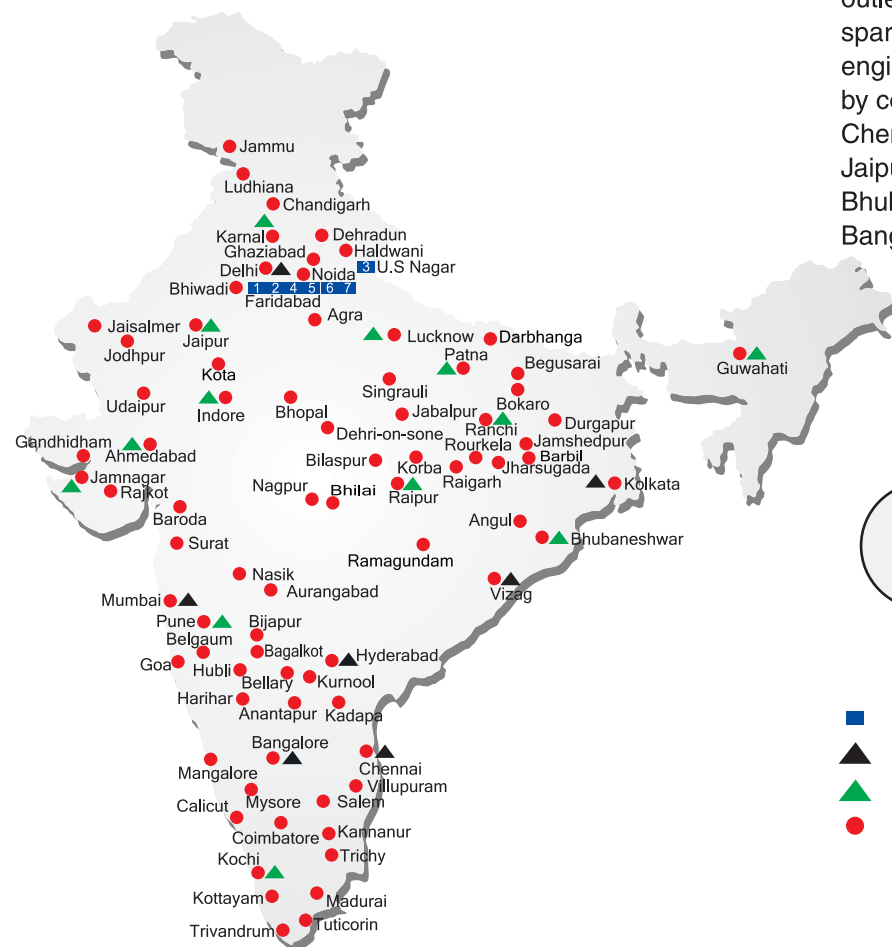


ALL INDIA NETWORK



SPARE PARTS & SERVICE

ACE has all India Sales and Service network operating out of all the major cities. These outlets are fully equipped to provide genuine spare parts and services by company trained engineers. These outlets are further supported by company officials based at Delhi, Mumbai, Chennai, Kolkatta, Ahmedabad, Surat, Pune, Jaipur, Chandigarh, Ranchi, Raipur, Indore, Bhubneshwar, Lucknow, Jamnagar, Hyderabad, Bangalore, Guwahati, Patna, Vizag & Cochin.

CUSTOMER CARE

TOLL FREE No

1800 1800 004

- WORKS
- ▲ REGIONAL OFFICES
- ▲ AREA OFFICES
- SALES AND SERVICE DEALERS

MARKETING H.Q.

5th Floor, "TDI Center", Jasola, New Delhi - 25
Ph.: +91-11-40549900 (30 Lines), Fax: 40549922
E-mail: marketing@ace-cranes.com, works@ace-cranes.com

REGISTERED OFFICE

Dudhola Link Road, Dudhola, Palwal-121102, Haryana
Ph.: +91-1275-280111, Fax: +91-1275-280133
CIN : L74899HR1995PLC053860

MUMBAI OFFICE

31, "Kalpataru Court", Chembur, Mumbai - 74
Ph.: +91-22-25206846, 25207070, Telefax: 25207071
E-mail: acemumbai@ace-cranes.com

KOLKATA OFFICE

"Forma Towers" 84-A, Second Floor, AJC Bose Road, Kolkata - 14, Ph.: +91-33-65012050
E-mail: acekolkata@ace-cranes.com

CHENNAI OFFICE

1st Floor, "Alsa Regency", 165, Eldams Road, Alwar Pet, Chennai - 18
Ph.: +91-44-24314253, Telefax: 24314252
E-mail: acechennai@ace-cranes.com



ACE

Action Construction Equipment Ltd.

Contact:



ACE reserves the right to alter any specifications without prior notice, Dimensions, weights & capacities mentioned herein are variable by ± 5%. Accessories if shown are not part of the Standard Equipment.



www.ace-cranes.com

SX 120/08/15

ACE

SX 120

Nextgen Hydraulic Mobile Crane

Rough terrain and rugged articulated pick n move crane.

- Air brakes
- Slotted boom
- Self Adjusting hook block
- Ergonomically designed front mounted cabin
- Improved kinematics
- Better visibility
- Better creep speed

ACE INDIA'S NO. 1
MOBILE & TOWER CRANE CO.



BEST IN CLASS STABILITY
Full rated lifting capacity available in articulated/steered position

*Nothing beats an **ACE***



Specifications

SX120

LIFTING CAPACITY (Free on wheels)	12 Tonnes
ENGINE	KOEL/ACE Water Cooled Diesel Engine
Rated Power	49.5 BHP at 2200 RPM
ELECTRICAL SYSTEM	12V, Negative earth with 35 Amp. Alternator and 75 Amp. Battery
STEERING	Power steering through orbitrol with twin hydraulic double acting cylinders having 45° articulation on either side .
BRAKES	
Service	<ul style="list-style-type: none">Fully air operated S Cam dual brakes on front wheels and air operated disc brakes on rear wheels. Brakes are actuated through a single pedal.
Parking	<ul style="list-style-type: none">Air operated spring actuated fail safe type.

HYDRAULIC
SYSTEM

- Gear / Intra Vane type Main Pump.
- Three spools control valve with
built in Relief valve.
- Suction line has 100 mesh size
Strainer while return line is fitted
with 25 micron full flow filter.
- Two double acting lift cylinders, two
double acting steering cylinders and
one double acting extension cylinder.

TRANSMISSION

Heavy Duty, sliding mesh with
6 forward and 2 reverse speeds
with high low range selector.

Clutch

Hydraulically operated, heavy duty, dry
friction cera-metallic clutch plate with
diaphragm type pressure plate.

Top Speed

29 KMPH Without load

BOOM LUFFING

Range
Time

-3° TO + 63°
Lowering : 14~16 Seconds
Raising : 21~24 Seconds



- 1 CABIN
- Front mounted, ergonomically
designed spacious Cabin for
better visibility & driveability.



- 2 STABLE DESIGN
- 3 Point Oscillation Joint provides for
safer and stable operation.



- 4 EASY MAINTENANCE
- The engine is easily accessible for daily
maintenance checks including battery, air filter,
oil level and cooling system



- 3 INCREASED VISIBILITY
- Bigger size front windscreen
provided for better visibility and
safe operation.



- 5 SLOTTED BOOM
- Facilitates easier
load positioning &
fitted with self adjusting
hook block.

NOTE : • All above specifications are pertaining to SX120 model fitted with 11.0 Mtrs. boom.
• Rated loads are on the basis of operation on firm and level surface..

Specifications

SX120

TELESCOPIC BOOM	Three part slotted boom with hydraulically operated synchronized extensions (11.0 mtrs height).
Telescoping Timing	In : 6~9 Seconds Out : 13~16 Seconds
FLUID CAPACITIES	
Engine	8.00 Ltrs.
Fuel Tank	120.00 Ltrs
Hydraulic Tank	100.00 Ltrs.
Transmission	37.00 Ltrs.
TYRES	
Front	11.00 x 20 – 16 PR (4 Nos.)
Rear	13.00 x 24 – 12 PR (2 Nos.)
SAFETY	<ul style="list-style-type: none">Hose failure protection.Audio over hoisting indicationSafety brakes on hoist.Self-adjusting hook block.Front and rear wheel guard(s)
HOIST	Winch is driven by hydraulic motor and fitted with self adjusting hook block employing 4 falls of 13mm dia. Rope.
Hoist Speed	50 Mtrs./Min. (Line Speed)

STANDARD
EQUIPMENT

- ROPS fully enclosed wide view
front mounted cabin
- Rear View Camera
- Front and Rear work lights
- Reflectors and rear view mirror
- Tool kit
- Cabin Fan
- Gauges :-
 - a) Water temperature
 - b) Engine oil pressure
 - c) Fuel Gauge
 - d) RPM meter cum hour recorder
 - e) Air pressure

OPTIONAL
EQUIPMENT

- Fly jib (Max. Capacity : 1.25 tonnes)
- Spark arrestor
- Safe load indicator/ LMI
- Over Hoist hydraulic cutoff
- Fire extinguisher
- Beacon rotating light
- Front and side proximity sensors
- Cabin front glass protector
- Helper/Slinger seat
- 3 Part slotted boom (12.6 mtrs height)

OPERATING WEIGHT

13300 Kgs



- 6 STEERING WHEEL & CONTROLS
- Steering wheel is provided
as a standard feature, which
along with ergonomically placed
operator console and instrument
cluster ensures ease of operation.



- 7 REAR DECK
- Spacious & well laid out rear
deck for storing lifting tackles etc.
and provides ample space for
slingers/helpers.



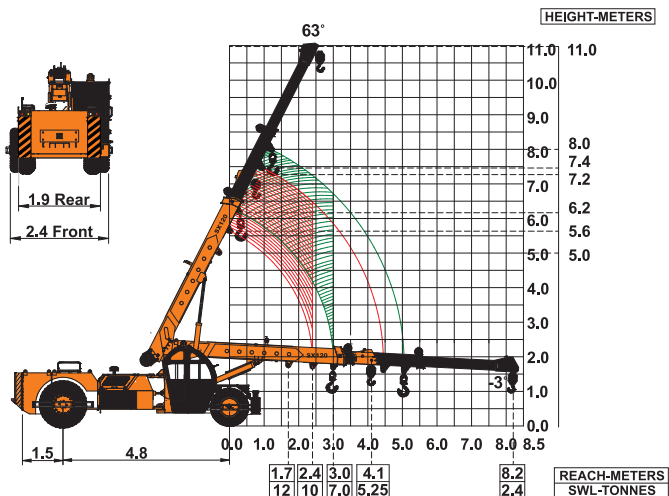
- 8 OPTIMIZED KINEMATICS AND LOW C.G.
- SX120 crane has been designed
keeping in mind operational safety
parameters with low Center of Gravity
(C.G.) providing best in class stability.



- 9 GROUND CLEARANCE
- Ground clearance of 300mm
facilitates easier rough terrain
operation.

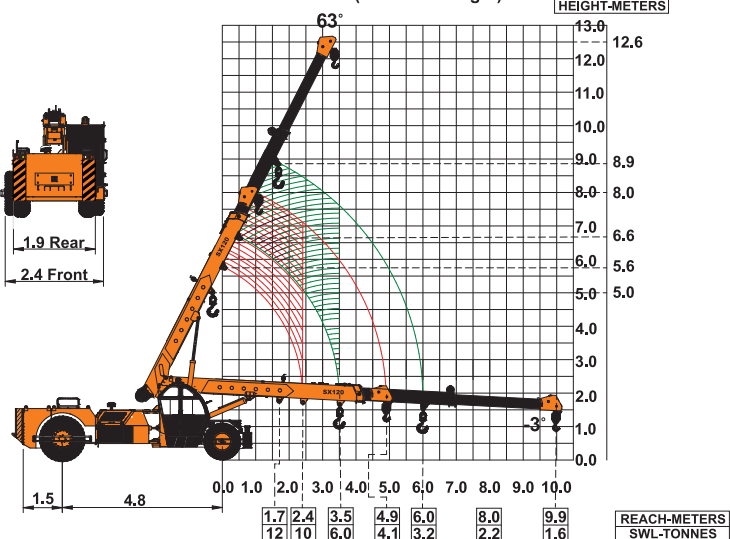
ACE advantages

ACE SX120 Model Crane fitted with
3 Part slotted boom (11.0 Mtrs. height)



Full rated lifting capacity available in articulated / steered condition.

ACE SX120 Model Crane fitted with
3 Part slotted boom (12.6 Mtrs. height)



Full rated lifting capacity available in articulated / steered condition.